





ROOF MOUNT PRODUCT GUIDE

PITCHED ROOF, LOW-SLOPE ROOF & METAL ROOF



RBI Solar | Roof Mount Product Guide

Edition: 2019 v2

www.rbisolar.com

info@rbisolar.com

513-242-2051

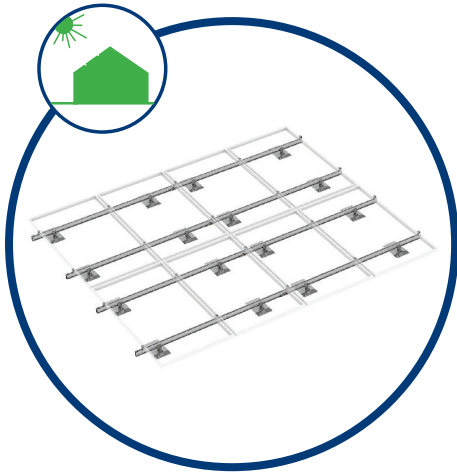
    @rbisolarinc

TABLE OF CONTENTS

PRODUCT PORTFOLIO.....	3
VERSATILE ROOF MOUNT SOLUTION RS-VS.....	4
RAILS	5
SPLICE CONNECTORS	6
END & MID CLAMPS.....	7
L-FOOT & S-5!® COMPONENTS.....	8
ROOF ATTACHMENT & FLASHING COMPONENTS.....	9
GROUND MOUNT ADAPTER KIT.....	10
ACCESSORIES & GROUNDING COMPONENTS.....	11
TILTED ROOF MOUNT SOLUTION RS-TL.....	12
METAL ROOF MOUNT SOLUTION RS-MS.....	14
CLAMP BASES.....	15
END & MID CLAMPS.....	16
ACCESSORIES & GROUNDING COMPONENTS.....	17
RBI SOLAR OFFICE LOCATIONS	18

PRODUCT PORTFOLIO

PITCHED ROOF



VERSATILE SOLUTION | RS-VS

- Universal end and mid clamps
- UL2703 listed
- UL1703 Class A Fire Rating for Type 1, 2, & 3 PV modules
- Pre-assembled clamps and L-feet
- Fastener-free splices
- Integrated bonding clamps and splices available

LOW-SLOPE ROOF



TILTED SOLUTION | RS-TL

- Pre-assembled tilt legs for RS-VS system
- 10° tilt for portrait orientation
- 5° tilt for portrait orientation
- Single-rail and double-rail configuration
- UL2703 listed
- UL1703 Class A Fire Rating for Type 1, 2, and 3 PV modules

METAL ROOF



METAL ROOF SOLUTION | RS-MS


- Rail-less system for trapezoidal sheet metal roofs
- Clamp base fastens directly to sheet metal; no rails needed
- UL 2703 listed
- UL1703 Class A Fire Rating for Type 1 & 2 modules
- Self-piercing / self-tapping screws
- Triple protection from leaks
- Universal end and mid clamps
- Compact packaging
- Engineered for wind speeds up to 170 mph
- Flange available to mount optimizers & microinverters

VERSATILE SOLUTION RS-VS

ONE-SIZE-FITS-ALL PITCHED-ROOF MOUNTING SYSTEM

The RBI Solar Versatile Roof Mount Solution (RS-VS) system is a light, flexible pitched roof mounting system suitable for most roof type materials and several commercial PV modules. This system is designed and engineered to accommodate the challenges of both commercial and residential applications.

Thanks to height-adjustable mounting elements, you can quickly adjust the system for different size modules or variations in roof surfaces. Rails are stocked at three different lengths to match various roof specifications. RS-VS components come in both mill and black anodized finishes. Only one tool is required for installation, making installation quick and easy.



- Simple, minimal system components
- Pre-assembled mounting components
- Only one tool required for installation
- Integrated bonding clamps & splices
- UL 1703 Class A Fire Rating for Type 1, Type 2, and Type 3 modules
- UL 2703 Listed for Bonding and Grounding
- L-Feet insert anywhere without sliding, complete with alignment indicator ensuring proper installation
- Product is available in mill and black anodized finishes

Pitched Roof		Part #	Description	QTY	Weight
	401127	VS-R Rail - 62"	Mill Finish	1-pc	3.1 lbs.
	400443	VS-R Rail - 123"	Mill Finish	1-pc	6.2 lbs.
	400444	VS-R Rail - 163.5"	Mill Finish	1-pc	8.2 lbs.
	400445	VS-R Rail - 204"	Mill Finish	1-pc	10.2 lbs.
	400167	VS-C Rail - 123"	Mill Finish	1-pc	7 lbs.
	400169	VS-C Rail - 163.5"	Mill Finish	1-pc	9.3 lbs.
	400198	VS-C Rail - 204"	Mill Finish	1-pc	11.6 lbs.
			Mill Finish		

All rails are sold individually, but can be ordered/shipped in packs of 50 upon request.

All rails are standard, mill finished, additional anodized options and coloring upon request.

***Custom rail lengths are available by inquiry.
Special Order Items have a minimum 6-week lead time.***

RS-VS

SPLICE CONNECTORS

Pitched Roof



560401

VS IB Splice Connector (mill)

60-pack

29 lbs.

Integrated Bonding
For either VS-R or VS-C rails



420346

VS-R Splice Connector (mill)

8-pack

4.4 lbs.

Used for thermal expansion
ONLY VS-R rails

WEEB Bonding Jumper 8.0 Set V2
required



460173

VS-C Splice Connector (mill)

8-pack

4.8 lbs.

Used for thermal expansion
ONLY VS-C rails

WEEB Bonding Jumper 8.0 Set V2
required








Pitched Roof

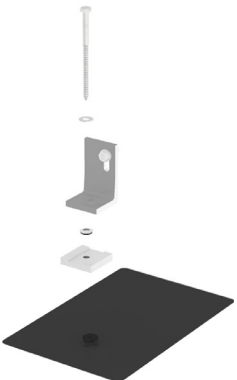
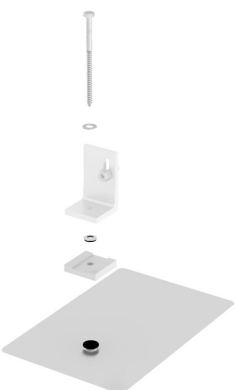



Part #	Description	QTY	Weight
460381	End Clamp V3, 30-50mm (mill)	12-pack	1.5 lbs.
460382	Mid Clamp V3, 30-50mm (mill)	42-pack	4.8 lbs.
560402	IB Mid Clamp, 30-40mm (mill) Integrated bonding	42-pack	7.2 lbs.
460302	IB Mid Clamp, 40-50mm (mill) Integrated bonding	42-pack	7.2 lbs.
461000	End Clamp V3, 30-50mm (black)	12-pack	1.5 lbs.
461001	Mid Clamp V3, 30-50mm (black)	42-pack	4.8 lbs.
490303	IB Mid Clamp, 30-40mm (black) Integrated Bonding	42-pack	7.2 lbs.
490304	IB Mid Clamp, 40-50mm (black) Integrated Bonding	42-pack	7.2 lbs.

RS-VS

L-FOOT AND S5!® COMPONENTS

Pitched Roof	Part #	Description	QTY	Weight
	461008	GF L-Foot Assembly (mill) Fits Ecofasten® Greenfasten™ - GF1 This part to be used with 461012	25-pack	8.0 lbs.
	461009	L-Foot Assembly V2 (mill) North-South Adjustability	20-pack	6.6 lbs.
	470128	L-Foot Assembly (black) North-South Adjustability	20-pack	6.6 lbs.
	400278	S-5!® S-5-U Mini Clamp	1-pc	0.3 lbs.
	401095	S-5!® S-5-S Mini Clamp	1-pc	0.3 lbs.
	401044	S-5!® S-5-V Mini Clamp	1-pc	0.3 lbs.
	401105	S-5!® S-5-E Mini Clamp	1-pc	0.2 lbs.
	401050	S-5!® S-5-Z Mini Clamp	1-pc	0.4 lbs.
	401081	S-5!® S-5-N 1.5 Clamp	1-pc	0.6 lbs.
	401049	S-5!® VersaGard	1-pc	0.3 lbs.
	401051	S-5!® CorruBracket 100T	1-pc	0.2 lbs.
	401082	S-5!® RibBracket III	1-pc	0.2 lbs.

Pitched Roof	Part #	Description	QTY	Weight
	461011	<p>Flashing Set w/ Lag Bolts (black)</p> <ul style="list-style-type: none"> • 50x 8" x 12" Ecofasten® Greenfasten™ GF1-BLK-0812 shingle flashing • 50x RSA-CP-SQ square adapter • 50x 5/16" x 5" lag bolt • 50x flat washer • 50x bonded washer • L-foot sold separately 	50-pack	29 lbs.
	460216	<p>Flashing Set w/ Lag Bolts (mill)</p> <ul style="list-style-type: none"> • 50x 8" x 12" Ecofasten® Greenfasten™ GF1-MLL-0812 shingle flashing • 50x RSA-CP-SQ square adapter • 50x 5/16" x 5" lag bolt • 50x flat washer • 50x bonded washer • L-foot sold separately 	50-pack	29 lbs.
	461012	<p>GF Flashing Set w/ Lag Bolts (mill)</p> <p>This is to be used with the GF L-foot ONLY (part #461008)</p> <ul style="list-style-type: none"> • 50x 8" x 12" Ecofasten® Greenfasten™ GF1-MLL-0812 shingle flashing • 50x 5/16" x 5" lag bolt • 50x bonded washer • GF L-foot sold separately 	50-pack	20 lbs.

RS-VS

GROUND MOUNT ADAPTER KIT

Pitched Roof

Part #	Description	QTY	Weight
--------	-------------	-----	--------

460082


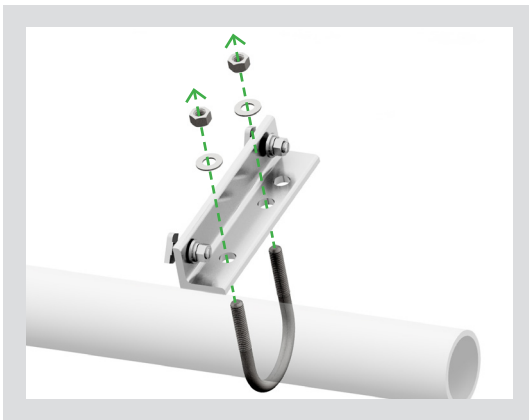
**Ground Mount Adapter Kit
w/ Small U-Bolt**

12-pack

9.8 lbs.

**Compatible with 1.5" & 2.0" Schedule
40 Pipe**

- 12x angle adapter
- 24x T-bolt
- 24x M8 Nut
- 12x small U-bolt
- 24x flat washer
- 24x nut



The Ground Mount Adapter Kit provides the RS-VS rail connection to customer-engineered Schedule 40 pipe structures. The ground mount adapter can be used with any RS-VS rail.

Pitched Roof	Part #	Description	QTY	Weight
	921005	WEEB-Lug-8.0 Set V2 Including hardware	20-pack	3.2 lbs.
	921006	WEEB Bonding Jumper 8.0 Set V2 including hardware Required for VS-R & VS-C Splice Connectors	10-pack	2 lbs.
	921013	IB T-bolt Hardware Kit <ul style="list-style-type: none">• 20x M8 serrated t-bolt• 20x M8 serrated flange nut	20-pack	1.4 lbs.
	921007	T-bolt Hardware Kit <ul style="list-style-type: none">• 20x M8 t-bolt• 20x M8 serrated flange nut	20-pack	1.4 lbs.
	921014	Power Optimizer / Micro-inverter Hardware Kit V2 WEEB-CCR2 required	20-pack	1.4 lbs.
	460014	WEEB-CCR2	100-pack	1 lb.
	960121	Module Jumper 8"	25-pack	1 lb.
	960014	Module Jumper 12"	25-pack	1 lb.
	961003	VS Wire Management Clip	100-pack	1 lb.
	960197	Large Cable Clip	100-pack	1 lb.

TILTED ROOF MOUNT SOLUTION RS-TL

FLEXIBLE AND INNOVATIVE DESIGN FOR FLAT OR LOW-SLOPED ROOFS

The RBI Solar Tilted Roof Mount Solutions (RS-TL) is designed to accommodate multiple types of low slope or flat roofs. RS-TL tilt legs, available in 5° or 10° angles, attach to RS-VS rails following the same simple, one-tool installation application.

Certain roofing compositions will require unique rail assemblies, which is why multiple roof connection options are available. Tilt legs can attach directly to roof attachments or a double-rail assembly option can be used by placing rails under the tilt legs perpendicular to the main rails to apply the proper angle toward the sun.



- Pre-assembled tilt legs compatible with the RBI RS-VS Roof Mount Solution
- 5° and 10° tilt options for portrait orientation
- Single rail and double rail configuration available
- UL 1703 Class A Fire Rating for Type 1, Type 2, and Type 3 modules
- UL 2703 Listed for Bonding and Grounding

Low-Slope Roof	Part #	Description	QTY	Weight
	461013	Portrait Orientation 10° Tilt	20-pack	20 lbs.
	461021	Portrait Orientation 5° Tilt	20-pack	18 lbs.
	401125	Facet Anchor	1-pc	1.2 lbs.
	401126	Facet TPO Flashing Available in PVC and by membrane manufacturer	1-pc	0.6 lbs.
	301002	Support Pad	40-pack	20 lbs.
	921007	T-bolt Kit For use w/ Support Pad • 20x M8 t-bolt • 20x M8 serrated flange nut	20-pack	1.4 lbs.
	921013	IB T-bolt Kit For use w/ double-rail configuration only • 20x M8 serrated t-bolt • 20x M8 serrated flange nut	20-pack	1.4 lbs.
	270496	Lateral Bracing IB T-bolt Kit required	1-pc	0.4 lbs.

METAL ROOF SOLUTION RS-MS

SIMPLE, COMPACT, MOUNTING SYSTEM FOR TRAPEZOIDAL METAL ROOFS

The RBI Solar Metal Roof Mount Solution (RS-MS) system has been developed to easily install PV modules on steel trapezoidal sheet metal roofs. The RS-MS is compatible with all widely used sheet metal roofs 26-gauge or thicker with flat trapezoidal peaks at least $\frac{3}{4}$ " width.

The RS-MS clamp base fastens directly to the sheet metal, eliminating the need for attachment to purlin and rafters. With the elimination of rails, this compact system can easily be shipped direct to the job site. The system boasts three levels of protection against leaks: being installed on peak while the rain water flows in the valleys, the EPDM gasket in the fasteners, and the EPDM gasket on the clamp base.



- Various heights for clamp bases
- Pre-assembled clamps for quick installation
- Self-piercing/self-tapping screws with hardened tips to eliminate drilling
- UL 2703 Listed (MS-HP and MS-HPF systems)
- UL1703 Class A Fire Rating for Type 1 and 2 modules


Metal Roof

Part #	Description	QTY	Weight
--------	-------------	-----	--------



460300	MS-HP Clamp Base Set	50-pack	17.4 lbs.
--------	-----------------------------	---------	-----------

- 50x MS-HP clamp base
- 100x screws with bonded washer






460301	MS-HPF Clamp Base Set Integrated flange for micro-inverter/ optimizer mounting	50-pack	25.4 lbs.
--------	---	---------	-----------

- 50x MS-HPF clamp base
- 100x screws with bonded washer

RS-MS

END & MID CLAMPS

Metal Roof	Part #	Description	QTY	Weight
 A silver metal clamp with a central screw and a small protrusion on top.	460381	End clamp V3, 30-50mm (mill)	12-pack	1.5 lbs.
 A silver metal clamp with a central screw and a larger protrusion on top.	460382	Mid clamp V3, 30-50mm (mill)	42-pack	4.8 lbs.

Metal Roof	Part #	Description	QTY	Weight
	960223	MS Screws Only needed for projects where additional screws are required.	100-pack	1.4 lbs.
	960197	Large Cable Clip	100-pack	1 lb.
	961002	MS Wire Management Clip	100-pack	1 lb.
	921013	IB T-bolt Hardware Kit For use w/ MS-HPF • 20x M8 t-bolt • 20x M8 serrated flange nut	20-pack	1.4 lbs.
	460014	WEEB-CCR2	100-pack	1 lb.
	960121	Module Jumper 8"	25-pack	1 lb.
	960014	Module Jumper 12"	25-pack	1 lb.
	921005	WEEB-Lug-8.0 Set V2 Including hardware	20-pack	3.2 lbs.

RBI SOLAR OFFICE LOCATIONS

RBI Solar Main Office | Cincinnati, OH

RBI Solar, Inc. | Cincinnati

6715 Steger Drive

Cincinnati, OH 45237

RBI Solar West Coast Office | Temecula, CA

RBI Solar, Inc. | Temecula

2771 Diaz Road Suite B

Temecula, CA 92590

Your **Project**.
Our **Passion**.

Contact us at info@rbisolar.com or 513-242-2051

www.rbisolar.com