

**Build**<sup>™</sup>

# Royal<sup>®</sup> Shutters, Mounts & Vents

**Every little detail is huge.**



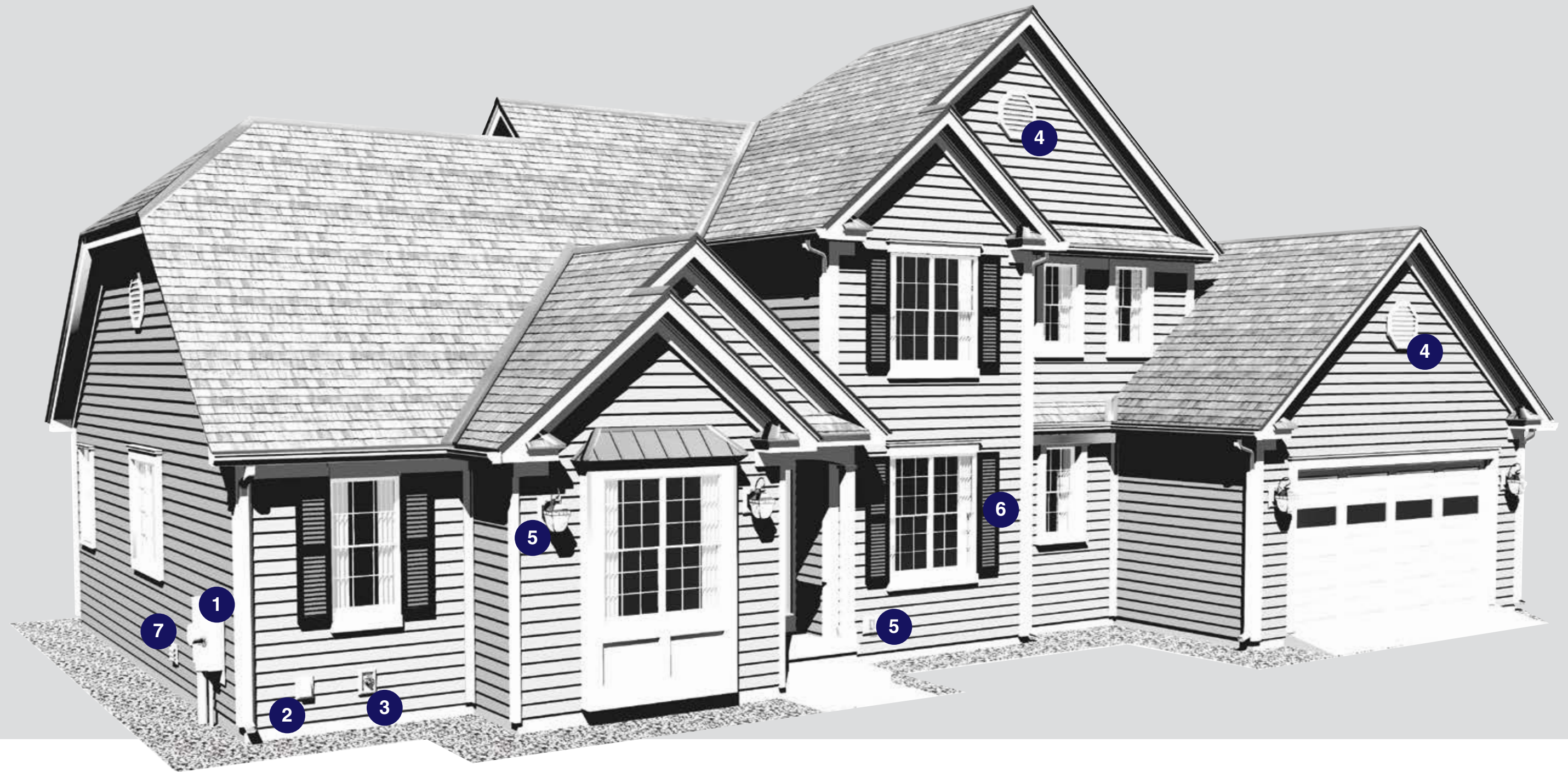


D7 Shake in Wicker, Estate™ D4 Harvard Slate and Wedgewood,  
Royal® Vinyl Trim in White, White Shutters

On Cover:  
Woodland D45 in Redwood, Royal® Shutters in Black,  
T4 White Soffit, Royal® Vinyl Trim in White

# Our finishing touches: far from afterthoughts.

Royal® Shutters, Mounts and Vents are easy to install and effortlessly complement a wide variety of siding, trim and mouldings. For us, it's not enough to frame windows, house lights and air out homes. It's just as important to anticipate and meet the design, low-maintenance and durability demands of contractors and homeowners.



## Each one has a purpose and a home.

This is more than just a shutter, mount and vent family photo. It's an introduction to their features, benefits and versatility.




**1** **Meterbase Mount**  
Large mounting surface takes on oversized items.




**2** **D-Vent Exhaust Vents**  
Air out bathroom and dryer interiors while keeping a low profile.




**3** **Recessed Split Mount**  
Flawlessly frames faucets and receptacles, and provides a tight seal.



**4** **Gable Vents**  
Ventilates the attic, keeps water out and lets air flow in.



**5** **Electrical Mounts**  
Code-approved mounting block easily handles light fixtures and electrical receptacles.



**6** **Shutters**  
One-piece, woodgrain design builds on the charm.



**7** **B-Vent Exhaust Vents**  
Have unique paddle wheel design to keep out birds and rodents.



Haven® D6 in Heritage Blue, Haven® Board & Batten in Harvard Slate, Royal® Vinyl Trim in White, Royal® Shutters in White



Raised Panel



Louvered Panel



Three Board Open Panel



Four Board Closed Panel

## Shutters

# They do more than look pretty.

Our exterior shutters are engineered to project the awesome aesthetics of wood, while outperforming wood when it comes to durability, weather resistance and lack of maintenance.

- **Built strong and built heavier than industry standards**
- **Looks new for years: UV protection and color-through process creates color that's fade- and scratch-resistant**
- **Maintains beautifully: requires no painting, scraping or staining**
- **Matches different home styles: vast size and color selection**
- **Shutters come with screws, caps and plugs for easy installation**



Raised Arch Top Panel



Louvered Arch Top Panel





Woodland D45 in Cypress, Royal® Vinyl Trim in White

## How successful electrical mounts happen.

**Install right the first time:** built-in, code-approved mounting block ensures correct installation of light fixtures and electrical receptacles.

**Work safely:** keep wires safely hidden to protect the home while achieving a clean, finished look.

**Weatherproof:** electrical box is pre-installed, self-contained and airtight to seal wiring from the elements.

## Electrical Mounts

# Precise form. Impressive function.

It's amazing what industry-leading design and unique practical features can accomplish. Our electrical mounts combine clean aesthetics with adaptability to ensure every job is a job well done.

- **Built versatile: multiple snapping positions simplify installation on standard vinyl and insulated siding**
- **Color coordinated: our mounts match most other manufacturers**
- **Easy to order and fairly priced: prices are competitive, plus there's no upcharge to order one unit at a time**
- **Mounts come individually poly wrapped to keep clean prior to install**
- **Can order one piece at a time without an up charge**

### Light Fixture

- 1 Placing clearance holes under fixture screws eliminates binding of screws.
- 2 Bracket mounting holes\*
- 3 Light fixture comes supplied with light fixture bracket.



### Electrical Receptacle

- 1 Mounting holes for receptacle\*
- 2 e-Mount body is deep enough to allow for GFI receptacle.



\* No special screws required.  
Simply use screws supplied with light fixture.



## Standard Mounts

# Every bit as tough and weatherable as our electrical mounts.

Our mounts for faucets, electrical meters, house numbers and other items are UV protected, so their color is here to stay. Plus, they require zero painting or staining.

- **Wide selection: accommodate all kinds of applications on a variety of new construction and remodeling projects**
- **No-fuss installation: fits easily on vinyl, insulated and fiber cement siding**
- **Easy color matching: wide range of colors match most manufacturers' siding**
- **Mounts come individually poly wrapped to keep clean prior to install**
- **Can order one piece at a time without an up charge**



### Coach Cover

Installs easily over the electrical mount to increase the mounting surface for large coach light fixtures.



### Standard Mount

Provides a level, water-resistant mounting surface for all exterior accessories. Also available in a Classic Mount featuring a trim ring.



### Large Standard Mount

The right choice for larger accessories, address numbers and other items that need a bigger mounting area. Also available in a Large Classic Mount featuring a trim ring.



### Meterbase Mount

Provides the largest mounting surface for meterbases, hose reels and other large utility items.




### Mini Mount

Comes up big when mounting smaller items like doorbell buttons.



### Recessed Mini Mount

The convenient cutout lets you mount receptacles effortlessly.



### Recessed Split Mount

Fits easily around existing water faucets and receptacles, and creates a nice seal with a clean, attractive finish. Larger than the industry standard, so there's more room to turn the faucet handle.



### Recessed Cover

Fits easily over the recessed split mount. Push snap protects faucets from winter elements.



### Flush Mount

Ideal for mounting lamps and other types of exterior accessories after siding has been installed. Fits easily over D4 and D5 siding.



Residential D45D in Wicker, Royal® Vinyl Trim in White

## Utility Vents



### B-Vent / Exhaust Vent

- Low-profile exhaust vent
- Built-in grids to keep birds and rodents out
- Cover snaps on and off easily for quick installations and maintenance\*
- Available with or without 4" aluminum tube



### S-Vent / Exhaust Vent Cover

- Ideal when mounting an exhaust vent in a soffit
- Snaps easily onto b-Vent



### D-Vent / Exhaust Vent

- Unique paddle wheel design prevents birds and rodents from entering vent while air is being exhausted
- Inner flap is recessed into base when dryer is turned off, further preventing bird and rodent entry
- Cover snaps on and off easily for quick installation and lint removal\*
- Also available in a 6" Dryer Vent

\* Like all bathroom/dryer vents, periodically inspect and clean for optimum performance.

## Vents

# Function never looked so good.

Royal® Utility and Gable Vents are durable, water resistant and easy to install. Plus, tons of styles and colors make them a perfect match for any “finishing touch” project.

- **Simple to install: fits easily with vinyl, insulated and fiber cement siding**
- **Easy to match: our large array of colors complement most siding**
- **Durable: our color-through process protects against fading**
- **Virtually maintenance-free: fading, peeling or chipping is not an option**
- **Vents come individually poly wrapped to keep clean prior to install**
- **Can order one piece at a time without an up charge**

## Gable Vents

Make flimsy trim rings and screens history. Royal® Gable Vents are designed to keep temperature control and attic ventilation top of mind.



1



**Baffle System**  
Unique design for attic space keeps water out and free-flowing air circulating.

2



**Screen System**  
Tough molded in-screen system will not tear like conventional screens, so bugs and birds can't damage it. Includes a drain hole for water to flow.

1

2

3



3

**Easy Installation**  
Includes nearly 2" of channel to simplify siding installations and look like one unified piece.



**Water Drainage**  
Ramp system diverts water back out and down to drain, keeping it away from the vent system.

# Measurements & Dimensions

We offer an array of shapes, colors and designs so you can quickly find the right shutters, mounts and vents to complete each project. If you'd like more information, product details or specifications, be sure to visit us online at [RoyalBuildingProducts.com](http://RoyalBuildingProducts.com).

Shutters	Louvered Shutters	Louvered Shutters	Raised Panel Shutters	Raised Panel Shutters	3 Board Open Board & Batten Panel	4 Board Joined Board & Batten Panel
Width	12"	14.5"	12"	14.75"	12.375"	14.5"
Louvered Height & Raised Height	31", 35", 39", 43", 47", 51", 55", 59", 60", 63", 64", 67", 71", 75", 81"					
Units per Box	1 Pair	1 Pair	1 Pair	1 Pair	1 Pair	1 Pair
Product Code	VNR120L	VNR140L	VNR12RP	VNR15RP	VNBB3S	VNBB4J

Utility Vents	Bathroom/Exhaust Vent	Bathroom/Exhaust Vent with Tube	Soffit Vent Cover	Dryer Vent	Dryer Vent with Tube	6" Dryer Vent	6" Dryer Vent with Tube
Outside Dimensions	7.25" x 7.25"	7.25" x 7.25"	7.5" x 7.5"	8" x 9"	8" x 9"	9.875" x 9.875"	9.875" x 9.875"
Depth of J-Channel	1"	1"	NA	1"	1"	1"	1"
J-Channel Positions	.75" to 1.25"	.75" to 1.25"	NA	.75" to 1.25"	.75" to 1.25"	.75" to 1.25"	.75" to 1.25"
Units per Box	4	4	10	4	4	4	1
Product Code	19	45	18	20	46	48	49

Utility Vent Accessories	Reducer 4" to 3"	Aluminum Tube 4"	Aluminum Tube 6"
Units per Box	20	24	24
Product Code	34	TUBES	TUBE6

Gable Vents	Square 15" x 15"	Vertical 15" x 20"	Vertical 20" x 26"	Vertical 24" x 30"	Round 20"	Round Top 15" x 22"	Half Round 32" x 20"	Octagon 16"	Octagon 20"	Octagon 30"
Compares with Competitive Size	12" x 12"	12" x 18"	18" x 24"	24" x 30"	Round 22"	Round Top 14" x 22"	Half Round 22" x 34"	Octagon 18"	Octagon 22"	Octagon 32"
Vent Area	30 sq"	42 sq"	88 sq"	132 sq"	52 sq"	51 sq"	100 sq"	29 sq"	54 sq"	134 sq"
Outside Dimensions	15" x 15"	15" x 20"	20" x 26"	24" x 30"	20"	15" x 22"	32" x 20"	16"	20"	30"
Rough Opening	11" x 11"	11" x 16"	16" x 22"	20" x 26"	16"	11" x 16"	28" x 16"	12"	16"	26"
Depth of J-Channel	1.9"	1.9"	1.9"	1.9"	1.9"	1.9"	1.9"	1.9"	1.9"	1.9"
J-Channel Positions	.75" x 1.25"	.75" x 1.25"	.75" x 1.25"	.75" x 1.25"	.75" x 1.25"	.75" x 1.25"	.75" x 1.25"	.75" x 1.25"	.75" x 1.25"	.75" x 1.25"
Units per Box	1	1	1	1	1	1	1	1	1	1
Product Code	21	22	23	29	27	26	28	25	24	30

Mounts	Classic Mount	Large Classic Mount	Electrical Mount	Coach Cover	Standard Mount	Large Standard Mount	Meterbase Mount	Mini Mount	Recessed Mini Mount	Recessed Split Mount	Recessed Cover	Flush Mount
Outside Dimensions	7.5" x 7.75"	7" x 12"	7.5" x 7.75"	7.62" x 12"	7.5" x 7.75"	7" x 12"	14.5" x 19"	6" x 4.5"	5.5" x 7.37"	6" x 8.5"	3.5" x 6"	7" x 7"
Depth of J-Channel	1"	1"	1"	NA	1"	1"	1"	NA	NA	1"	NA	NA
J-Channel Positions	.75" x 1.25"	.75" x 1.25"	.8"	NA	.75" x 1.25"	.75" x 1.25"	NA	.75" x 1.25"	.75" x 1.25"	.75" x 1.25"	NA	NA
Units per Box	10	10	10	10	10	10	1	10	10	10	10	10
Product Code	31	32	10	14	13	41	42	43	44	15	16	17



Royal® Building Products exists for one reason: to push the limits of what every type of exterior can be. We strive for best-in-class manufacturing and industry-leading innovation. What drives us? Every homeowner who demands exteriors that add value, perform impeccably, look amazing and make their lives easier. Our goal is to bring more products, more styles, more technology, more design insight and more sustainable solutions to the attention of everyone who cares about creating the best exterior possible. Build Royal™



CELECT® CELLULAR COMPOSITE SIDING



ROYAL® TRIM & MOULDINGS



ROYAL® VINYL SIDING



HAVEN® INSULATED SIDING



ROYAL® SHUTTERS, MOUNTS & VENTS



ZURI® PREMIUM DECKING



CEDAR RENDITIONS™ ALUMINUM SIDING



PORTSMOUTH™ SHAKE & SHINGLES