






Objectives

- To identify spelling patterns of vowel digraph oo
- To read, sort, and write words with vowel digraph oo

Materials for Within Word Pattern

-  Big Book of Rhymes, “The Puppet Show,” page 55
-  Whiteboard Activities DVD-ROM, Sort 31
-  Teacher Resource CD-ROM, Sort 31 and Follow the Dragon Game
-  Student Book, pages 121–124
-  Words Their Way Library, *The House That Stood on Booker Hill*

Words				
oo		oo = u		Oddball
brook	nook	fool	spool	could
crook	soot	groom	spoon	should
foot	stood	hoop	stool	would
hood	wood	noon	tool	
hook	wool	root	troop	

Introduce/Model

Small Groups

- Read a Rhyme** Read “The Puppet Show,” and emphasize words with the vowel digraph oo. (*wood, book, took; soon, noon*) Ask students to locate these words, and help them write the words in two columns, according to vowel sound. Help students hear the different pronunciations of the vowel digraph oo.
- Model** Use the whiteboard DVD or the CD word cards. Define in context any that may be unfamiliar to students. Demonstrate how to sort the words according to the sound of the digraph oo. Point out that *would, could,* and *should* do not contain the digraph oo, so they belong in the oddball category. Help students sort and explain their sorts.

Practice the Sort

Independent/Partner

- Have students use the Student Book or whiteboard DVD to read the words and use the grid to sort.
- Have students check and explain their sorts.

Apply

Independent/Partner/Small Groups

- Read aloud the directions on Student Book p. 124. Have students make words by using the provided letters before and after oo and write them in the correct column, according to vowel sound.
- Game** Allow time for students to play Follow the Dragon, which is on the CD.
- Little Book** Read *The House That Stood on Booker Hill* with students. Have them identify words with the vowels oo.

Extend the Sort

Alternative Sort: Brainstorming

Ask students to think of other words that contain oo. Write their responses on index cards. When students have completed brainstorming, ask them to identify and sort all the words they named according to the vowel sound of oo.

ELL English Language Learners

Explain that a *nook* is “a hidden place,” and that *groom* can have several meanings, including “a person who takes care of horses” and “the man who marries a bride.” Have students repeat each word to be sure they are differentiating between the two vowel sounds of oo.

Vocabulary Building Vocabulary

Explain that *crook* has several meanings, and all are related to the idea of “not straight.” A person who steals things might be called a *crook*. A *crook* is also the name of the curved staff once carried by shepherds, or it can name a curved or bent part of something, as in “the crook of one’s arm.”

Teacher Tip

Provide extra practice with identifying oo and oo sounds by showing four word cards, three of which have the same vowel sound and one that has a different vowel sound. Challenge students to identify the word card that doesn’t belong, and repeat with other cards.

Vowel Digraph oo

Sort
31

fool	nook	spoon	would
brook	hook	could	stool
hood	root	troop	crook
noon	hoop	wood	spool
should	tool	foot	groom
stood	wool	soot	



Vowel Digraph oo

<u>oo</u> = <u>U</u>	soon					

<u>oo</u>	good					

Oddball						



Choose beginning and ending letters to make words with $\bar{o}o (= \bar{u})$ or $oo (= \ddot{u})$ (good). Write each word on a line.

c f h s t r l n k d t p

$\bar{o}o = \bar{u}$

$oo = \ddot{u}$

_____	_____
_____	_____
_____	_____
_____	_____
_____	_____
_____	_____