

SAP Product Lifecycle Costing on  
SAP HANA:  
From Co-innovator to Ramp-Up  
Customer



## **Philipp Feger**

Industrial Engineer, M.Eng.

+49 172 7674541

philipp.feger@progress-werk.de

- Four years experience as Business Process Manager at PWO
  - System Manager for CRM, PM, Action Management
  - IT Project Manager
- => Focus on global development process

1. Company Introduction

2. Challenges

3. Analysis of IT Solutions

4. Project Roadmap

5. Summary

6. Questions & Answers

# 1. Company Introduction

## PWO Group



### History

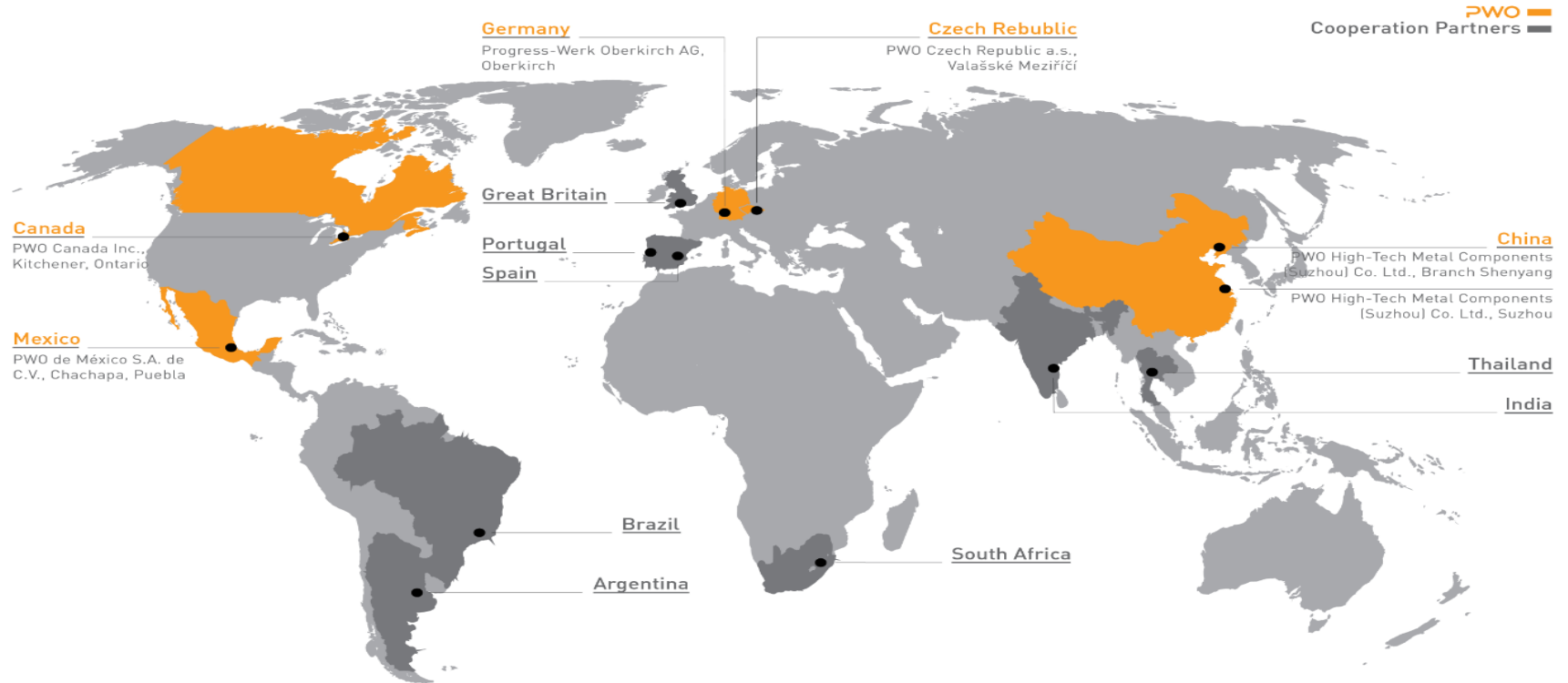
- Founded 1919 as PWO AG  
Headquarter in Oberkirch, Germany
- Initial public offering in 1978  
Listed in the Prime Standard
- Sales of € 405M
- 3.140 employees worldwide
- 6 locations in 5 countries  
(Canada, 2xChina, Czech Republic,  
Germany, Mexiko)
- Development and manufacturing of  
lightweight metal components and systems  
for the automotive industry

### Key Customers



# 1. Company Introduction

## Global Presence



# 1. Company introduction

## Product segments



### DEEPDRAWN PARTS

- MOTORHOUSING
- POWERTRAIN
- SUSPENSION



33 %

### STEERING / SEAT


- STEERING
- ECU
- SEAT



33 %

### BODY STRUCTURE

- BODY COMPONENTS
- IP CARRIER



34 %

percentage of  
turnover 2015

1. Company Introduction

2. Challenges

3. Analysis of IT Solutions

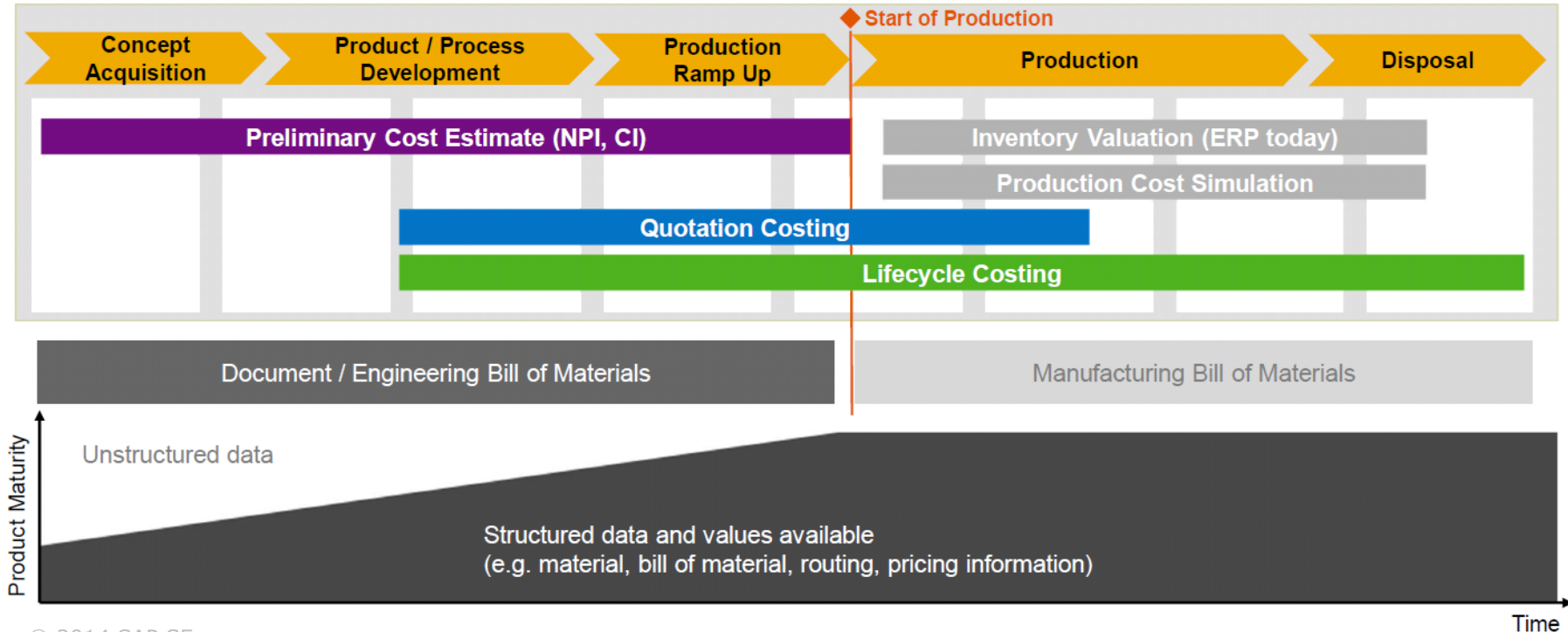
4. Project Roadmap

5. Summary

6. Questions & Answers

## 2. Challenges

### Current Situation





## 2. Challenges

### Current Situation



#### Quote Calculation



#### Pre / Post Calculation



#### Platform

- Low level of structured data
- Limited functionalities
- Easy to manipulate
- Currentness of masterdata (existing calculations)

#### Different calculation sheets in the PWO group

- Different elements of costs in the individual cost pool
- Different understanding based on different calculation sheets
- High effort to create an intercompany calculation (increasing intercompany business)

#### Consistency

- Comparability of Quote / Pre / Post Calculation is linked with high effort

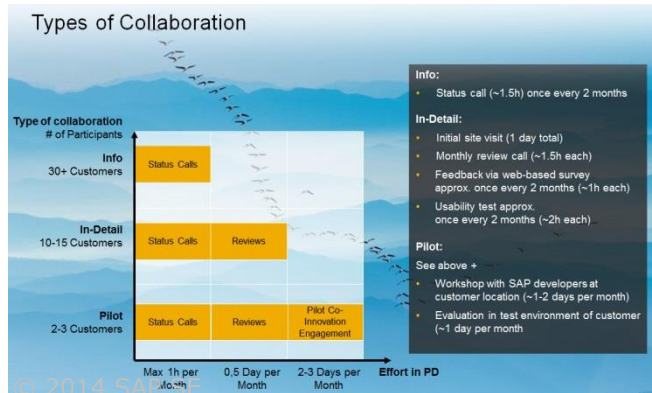
- ➔ Error potential
- ➔ Rework
- ➔ Costs
- ➔ Effort
- ➔ Efficiency
- ➔ Potential

1. Company Introduction
2. Challenges
3. Analysis of IT Solutions
4. Project Roadmap
5. Summary
6. Questions & Answers

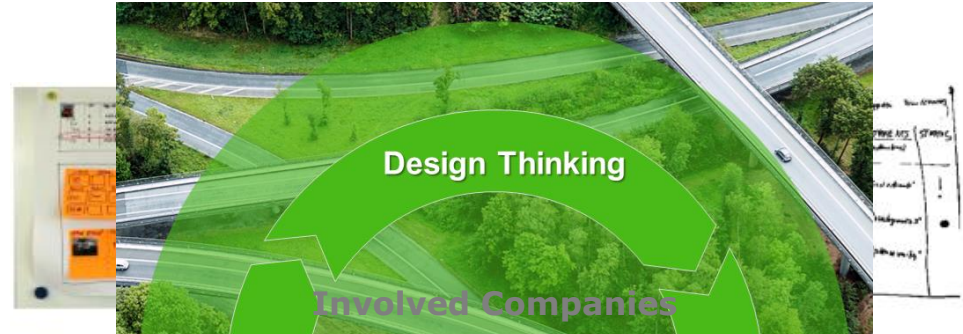
# 3. Analysis of IT Solutions Review

## Activities 2013

- Analysis of existing IT solutions
  - Costs (internal/external)
  - Usability
  - Timeline
  - ...
- Contact to SAP via PLM partner

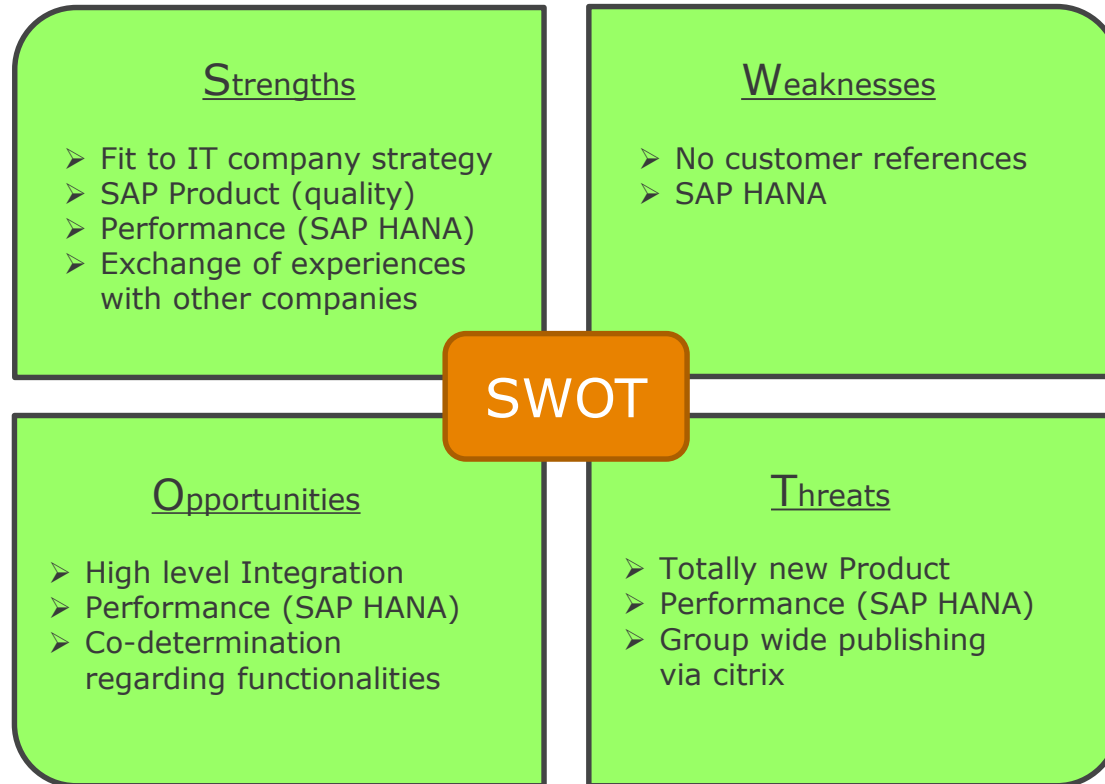


## Method



# 3. Analysis of IT Solutions

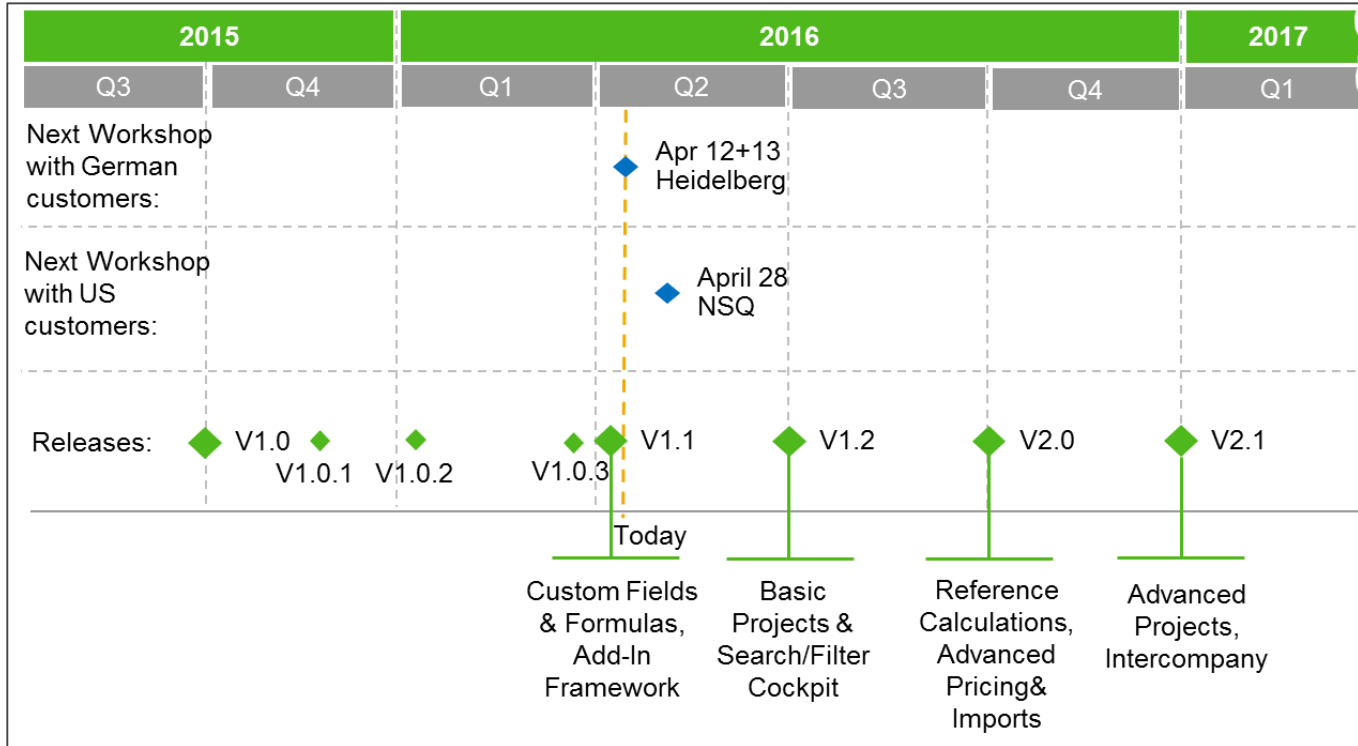
## SWOT Analysis Highlights SAP PLC



1. Company Introduction
2. Challenges
3. Analysis of IT Solutions
4. Project Roadmap
5. Summary
6. Questions & Answers

## 4. Project Roadmap

### Release Plan SAP



Step by Step implementation (depending on SAP release plan / published functionalities)

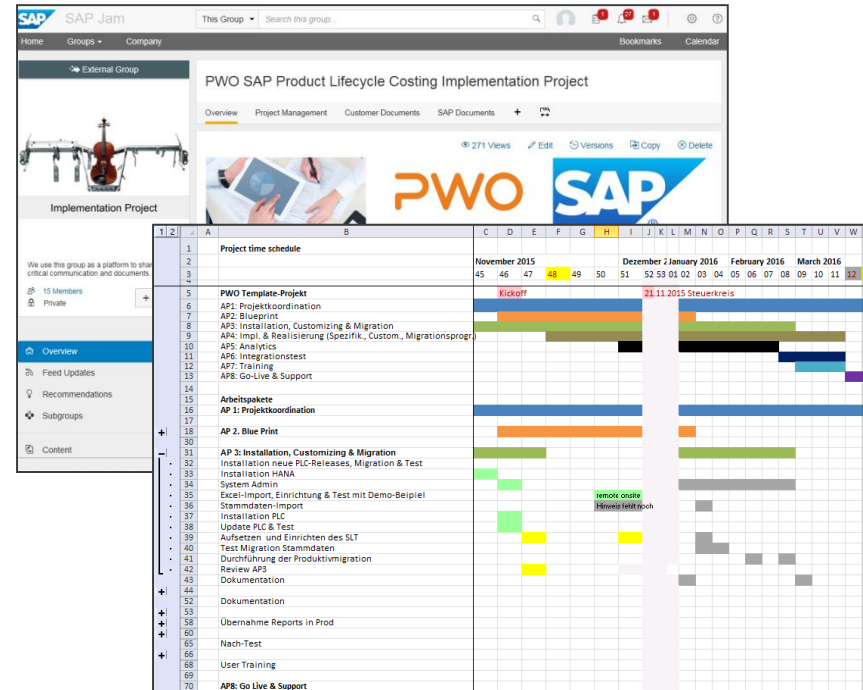
# 4. Project Roadmap Implementation PWO



## History

Oct 2015	◆	SAP PLC Customer Launch Event V1.0
Oct 2015	◆	Sourcing decision PWO AG
Nov 2015	◆	Start of consulting workshops
May 2016	◆	Update SAP PLC V1.1.1
June 2016	◆	

## Collaboration



1. Company Introduction
2. Challenges
3. Analysis of IT Solutions
4. Project Roadmap
5. Summary
6. Questions & Answers



## 5. Summary

Further Steps		Summary
July 2016	◆ Prototype Step 1	Stand alone solution vs. SAP standard
Oct 2016	◆ Prototype Step 2	Solution maturity is increasing
Jan 2017	◆ Prototype Step 3	Elaborate concepts pay off
April 2017	◆ Prototype Step 4	Teamwork & Support
June 2017	◆ Rollout completed	„Every voice is heard“
June 2017	◆ Go live Group	Exchange of experiences

1. Company Introduction
2. Challenges
3. Analysis of IT Solutions
4. Project Roadmap
5. Summary
6. Questions & Answers

Thank you for your attention!



### **Philipp Feger**

Industrial Engineer, M.Eng.

+49 172 7674541

philipp.feger@progress-werk.de

- Four years experience as Business Process Manager at PWO
  - System Manager for CRM, PM, Action Management
  - IT Project Manager
- => Focus on global development process