



Agenda

Demonstration

- Access and analyze data
- Execute reports
- Code window

What is SAS® Add-In for Microsoft Office? Why use it? Who uses it?

Where does SAS® Add-In for Microsoft Office fit in the analytics lifecycle?

How do I get it? How is it licensed?

How does SAS® Add-In for Microsoft Office operate?

What works with what?

Recommended resources

What to remember?

Deliver consistent intelligence to diverse audiences via familiar interfaces

Harness SAS data management, reporting, analytics from/to

Excel

Outlook

PowerPoint

SharePoint

Word

Overcome Excel constraints



SAS® Add-In for Microsoft Office

Deliver SAS data management, reporting, analytics from/to

- Excel
- Outlook
- PowerPoint
- SharePoint
- Word

What is it ?

The screenshot shows a Microsoft Excel window with a line chart and a dialog box. The chart, titled "Plot of Forecasts Claims by Territory Territory=Central", displays "Actual Values" on the y-axis (ranging from 2,000 to 14,000) against "DATE" on the x-axis (from JAN1998 to JAN2002). A vertical dashed red line is positioned at approximately JAN2001. The chart features three data series: a blue line with circular markers representing actual values, a black dashed line with triangular markers representing a forecast, and a pink line with square markers representing another forecast. The "ClaimsForecast" dialog box is open on the right, showing a "General" tab with a "Residuals Yes/No" dropdown set to "No", a "Select Territories or All" section with "ALL" selected, and a "Run" button.



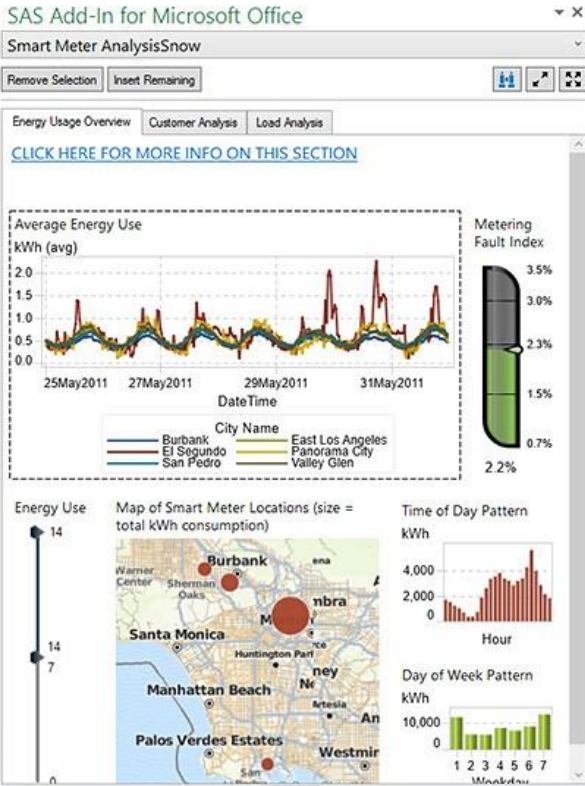
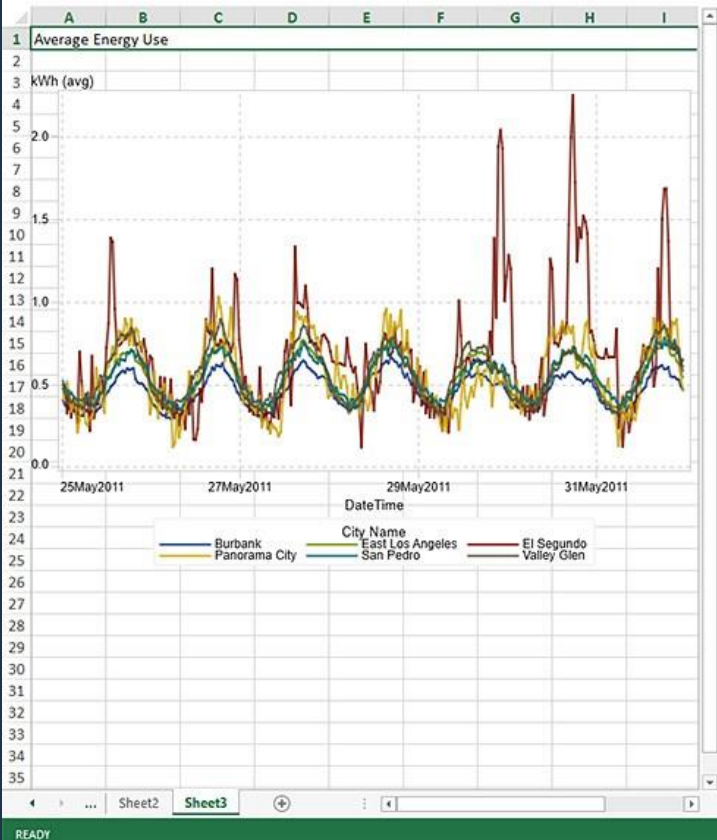
SAS® Add-In for Microsoft Office

Why use it?

Deliver consistent intelligence to diverse audiences and skills via familiar interfaces

Overcome Excel constraints

- data
- reports
- analytics
- insight
- foresight
- hindsight
- charts / graphs / plots



What can I do with it?

1. access and analyze ANY data sources, and targets, including OLAP cubes
 - from/to your SAS server
 - PC file formats (Excel, delimited, ODBC, OLE DB)
2. View and execute SAS reports and analytics
 - SAS Visual Analytics
 - SAS Web Report Studio
 - Stored processes
3. Create, interpret, disseminate insight and foresight via familiar Microsoft interfaces

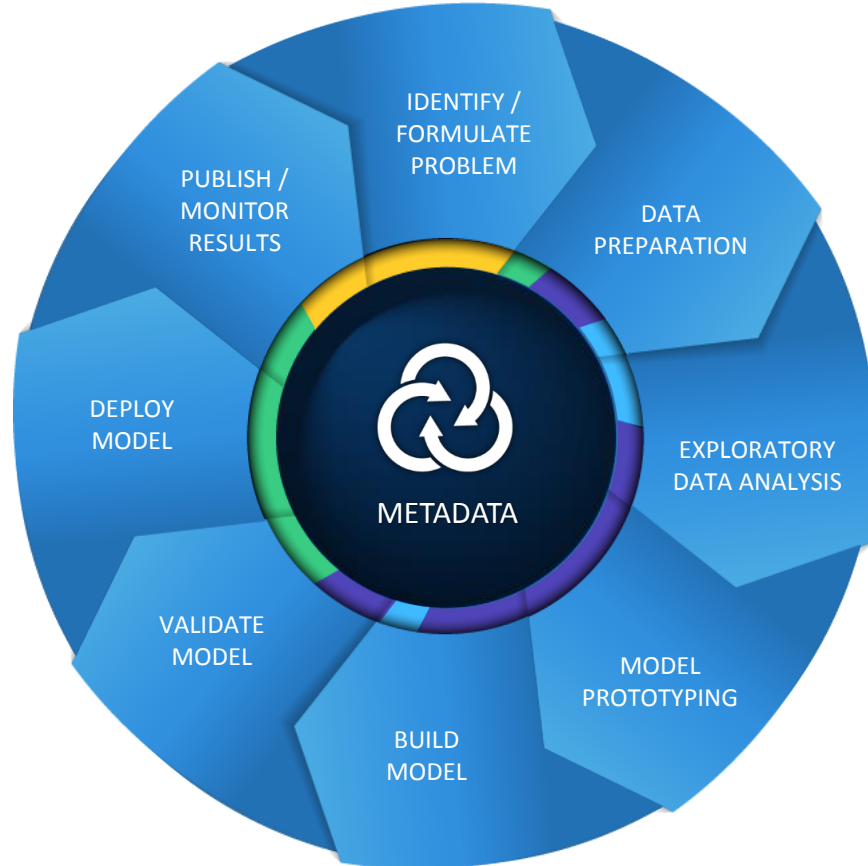


Who uses it?

anyone who creates or delivers data, hindsight, insight, foresight, reports, analytics

- data scientists
- data analysts
- data stewards and investigators
- statisticians / biostatisticians
- actuaries
- data governance teams
- SAS programmers

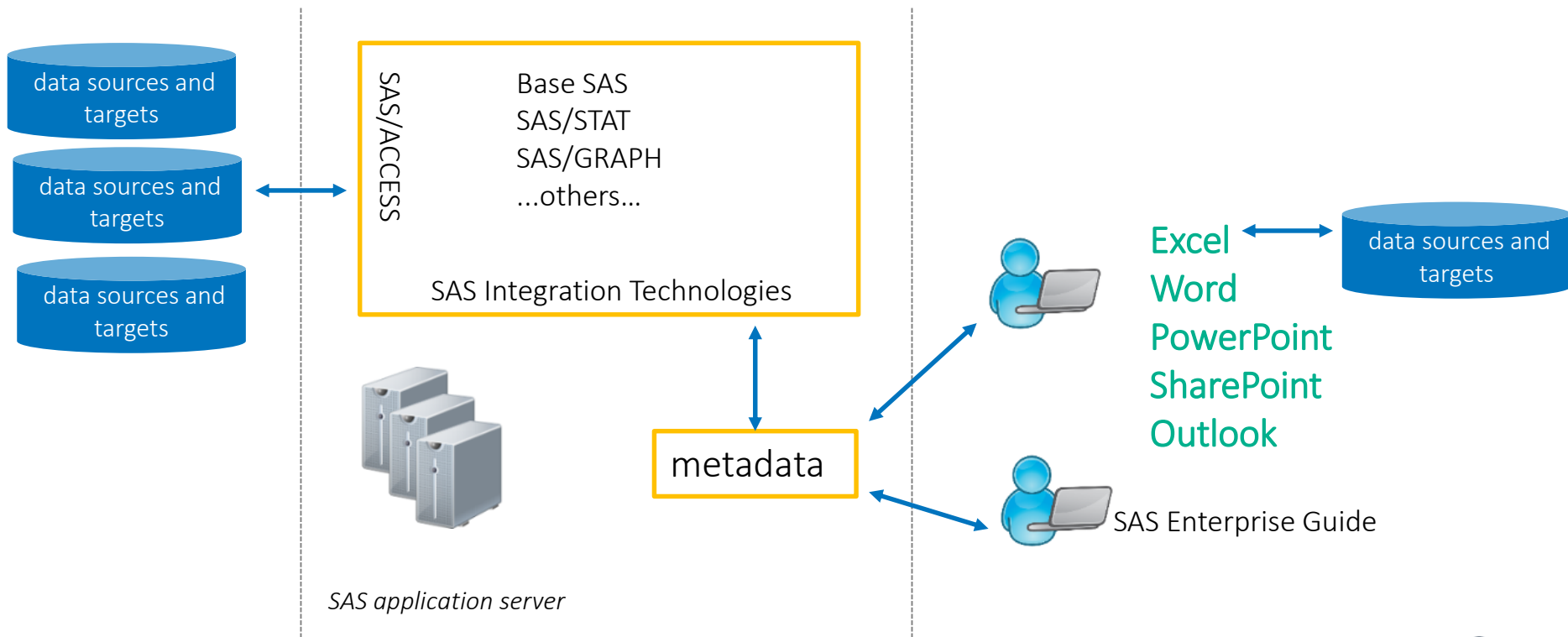
Where does SAS Add-In for Microsoft Office fit in the analytics lifecycle?



How do I get it? How is it licensed ?

- SAS Office Analytics
- SAS Business Intelligence Server
- SAS Enterprise Business Intelligence Server
- SAS Enterprise Miner – (Excel only)
- Other SAS solutions

How does SAS® Add-In for Microsoft Office operate?



SAS® Add-In for Microsoft Office

When you use the SAS Add-In for Microsoft Office for the first time, you may need to log in to the SAS Metadata Server.

How does SAS® Add-In for Microsoft Office operate?



The screenshot shows a dialog box titled "SAS Metadata Server Login" with a blue title bar and a close button (X) in the top right corner. The dialog has a light beige background. On the left side, there is a yellow key icon with a white arrow pointing to the right. To the right of the icon, the text reads: "Enter your user name and password. Some servers require user name to be entered as 'domain\user name'." Below this text are two input fields. The first is labeled "User name:" and contains the text "Jacques". The second is labeled "Password:" and contains a series of asterisks "*****". Below the password field is a checkbox that is currently unchecked, with the label "Save password with metadata configuration." At the bottom right of the dialog are two buttons: "OK" and "Cancel".

What works with What ?

Which versions of the SAS Add-In are compatible with Microsoft Office's versions?

SAS Note: <http://support.sas.com/kb/38/120.html>

Microsoft Office 2016 <-> SAS® Add-In 7.12 (or later) for Microsoft Office

Microsoft Office 2010 & 2013 <-> SAS® Add-In 7.1 (or later) for Microsoft Office

What can I do with it?

1. access and analyze ANY data sources, and targets, including OLAP cubes
 - from/to your SAS server
 - PC file formats (Excel, delimited, ODBC, OLE DB)
2. View and execute SAS reports and analytics
 - SAS Visual Analytics
 - Stored processes
3. Create, interpret, disseminate insight and foresight via familiar Microsoft interfaces



Agenda

Demonstration

- Access and analyze data
- Execute reports
- Code window

What is SAS® Add-In for Microsoft Office? Why use it? Who uses it?

Where does SAS® Add-In for Microsoft Office fit in the analytics lifecycle?

How do I get it? How is it licensed?

How does SAS® Add-In for Microsoft Office operate?

What works with what?

Recommended resources

What to remember?

Deliver consistent intelligence to diverse audiences via familiar interfaces

Harness SAS data management, reporting, analytics from/to

Excel

Outlook

PowerPoint

SharePoint

Word

Overcome Excel constraints



Hungry for more?

[Video](#)

[Community](#)

Documentation, including what's new [\[HTML\]](#)

SAS Add-In 7.1 for Microsoft Office: Getting Started in Microsoft Excel, Microsoft Word, and Microsoft PowerPoint [\[HTML\]](#)

"Administering the SAS Add-In for Microsoft Office" in the *SAS 9.4 Intelligence Platform: Desktop Application Administration Guide* [\[HTML\]](#)

When the SAS Add-In for Microsoft Office is installed, the Help is accessible in the following ways:

In Microsoft Outlook 2010 or later, select the **SAS** tab in the Ribbon, then select **Help for the SAS Add-In for Microsoft Office**.

In Microsoft Office 2013, 2010, or 2007, select the **SAS** tab in the Ribbon. In the **Tools** group, click **Help** and select **Help for the SAS Add-In for Microsoft Office**.