



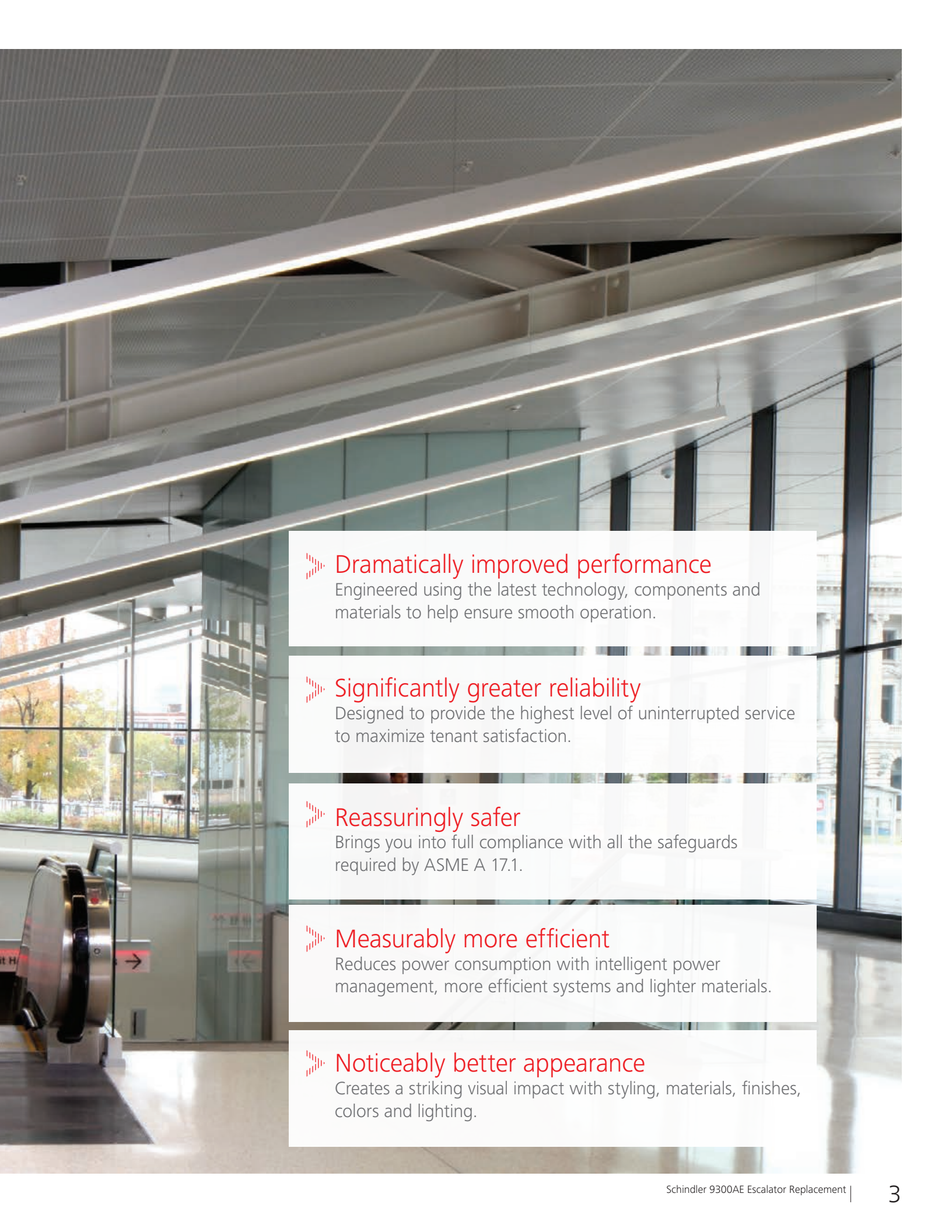
# Schindler 9300AE Escalator Replacement

Reliability and safety never looked or felt so good



Replace your older equipment with new, cutting-edge Schindler 9300AE escalators





▶▶▶ **Dramatically improved performance**

Engineered using the latest technology, components and materials to help ensure smooth operation.

▶▶▶ **Significantly greater reliability**

Designed to provide the highest level of uninterrupted service to maximize tenant satisfaction.

▶▶▶ **Reassuringly safer**

Brings you into full compliance with all the safeguards required by ASME A 17.1.

▶▶▶ **Measurably more efficient**

Reduces power consumption with intelligent power management, more efficient systems and lighter materials.

▶▶▶ **Noticeably better appearance**

Creates a striking visual impact with styling, materials, finishes, colors and lighting.

# Upgrading your escalators is an investment in your building's future

It's time to consider replacing your escalators when maintaining their safe, reliable and efficient operation is no longer feasible due to their age and condition. Depending on your building's design, replacing your existing escalators with totally new units can be faster, more efficient and more affordable than a partial replacement or modernization.

## Let Schindler show you the way

The Schindler 9300AE is the industry's premier escalator. It's a global product that delivers reliable service every day in thousands of buildings around the world. The Schindler 9300AE is manufactured in our award-winning, ISO-certified plant in Clinton, NC, assuring you of American-made quality and short lead times. The Schindler 9300AE delivers the standard of excellence you deserve for your building.

## Efficient installation

Our methodology for installing new Schindler 9300AE escalators in an existing building allows the building to continue normal operations during installation. By isolating the work area from the building's everyday operations, both tenants and our installation crews work safely and uninterrupted while your building undergoes a significant upgrade to new, state-of-the-art mobility systems.

The ROI on your new Schindler 9300AE escalators begins immediately upon installation.

- Tenants are happier
- Reliability increases
- Operating costs go down.





**Your escalator replacement can be planned to help minimize impact on your building's traffic flow. As one escalator is being removed or installed others can remain in or be restored to service.**

# Dramatically improved performance

---

Your new Schindler 9300AE will look better but passengers will also be impressed by its smooth, quiet ride.

---

Years of development and attention to detail have produced one of the smoothest rides of any brand of escalator.

Schindler 9300AE escalators are pre-engineered using the most advanced materials and components to provide smooth, stable operation. They are exceptionally quiet running due to their unique combination of a 6-pole motor and reduction gear. Many moving parts use permanent lubrication for long life and low maintenance. Passengers will notice the dramatic difference when they ride your new Schindler escalators.



# Significantly greater reliability

If your escalators are essential to your building's continuous traffic flow, it is imperative that they be dependable.

The Schindler 9300AE is an established product that has undergone advanced refinements and improvements. Today it is a proven workhorse in commercial and retail environments. Key components contributing to its reliability include:

- High performance drive
- Durable rollers
- Strong, lightweight steps
- Adjustable comfort start feature
- Controlled braking system.



# Reassuringly safer

While superior performance and reliability are always of major importance, escalator safety is our highest priority.

The Schindler 9300AE is the result of nearly 80 years of ever-improving escalator design and manufacturing. It incorporates all the safety and safeguards required on new escalators by ASME A 17.1. The array of innovative features that can help ensure passenger safety include:

- Controlled stop braking system
- Step-to-skirt gap guidance system
- Continuous roller monitors
- Lower-friction handrail guidance system
- Foot deflector brushes on skirts
- Yellow safety combfingers at step entrance and exit
- Step demarcation lighting
- Signage reminds passengers of safe-riding rules
- Emergency stop button.

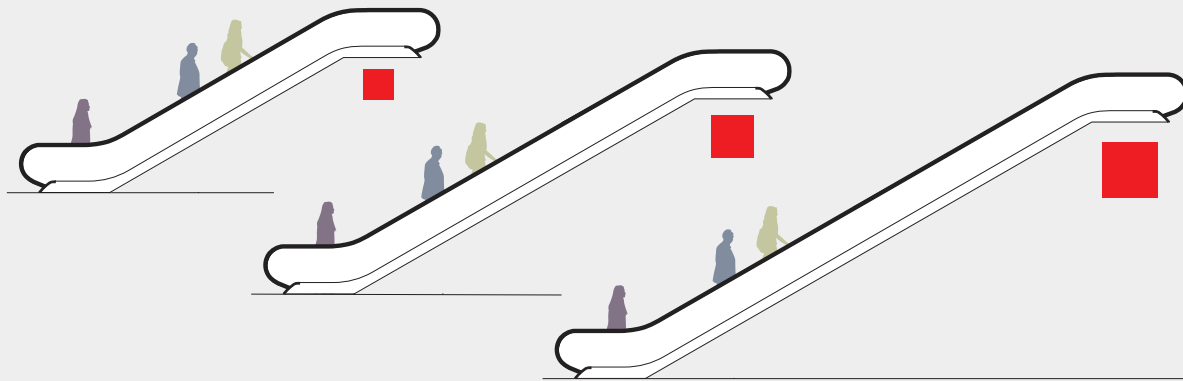




# Measurably more efficient


Schindler uses three simple, integrated strategies to reduce escalator power consumption by up to 30%.

**Compact, efficient drive systems** that are perfectly matched to the demands of the escalator's rise.

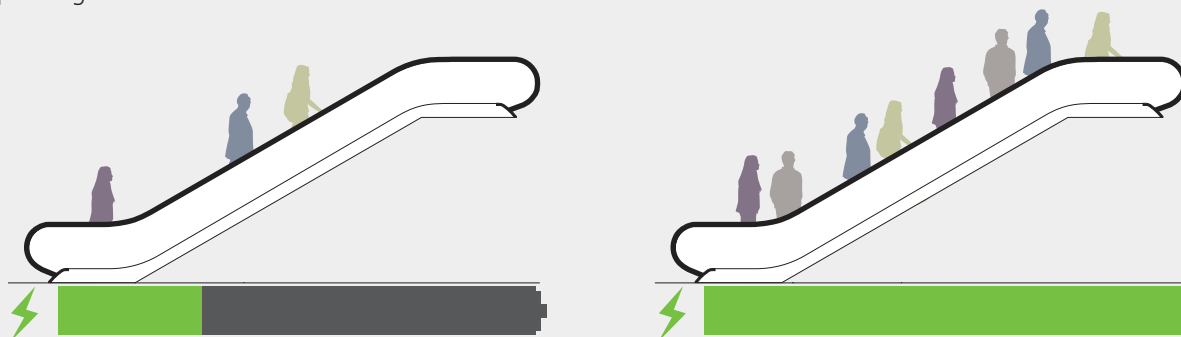


**Components requiring less power** like our one-piece aluminum steps that are both strong and 40% lighter than steel steps so they require less energy to move them.

**Aluminum Steps**



**Intelligent power management software** that can cut power consumption by up to 36% when compared to conventional operating systems. One way that this is accomplished is by matching power output to passenger load.



# Noticeably better appearance

---

First impressions are everything and the Schindler 9300AE escalator never fails to make a good one.

---

With configuration packages and rises up to 42 feet (higher rises up to 65 feet available upon request), the Schindler 9300AE escalator is striking. Create your own unique design statement from our selection of materials, finishes and colors using standard and optional variants that include:

- Steps
- Handrails
- Balustrades
- Skirts
- Deckings
- Optional lighting for visual impact and safety
- Optional color choices for handrails, steps, skirt panels, decking, endcaps and balustrades.





# Committed to performance, sustainability and safety

## Redefining reliability

Schindler is redefining reliability to reduce service calls and maximize your equipment availability. Using structured maintenance routines, real-time dynamic scheduling, and 24/7 remote monitoring on all brands, our highly trained technicians provide the service you need when you need it — because life is a moving experience.

## Sustainability and safety

At Schindler, we are continually working to develop products that are energy-efficient and highly recyclable. We are also committed to enhancing customer and employee safety. We see the protection of people and the environment as essential components of our corporate responsibility and our position as an industry leader.

For more information, including the location of the Schindler office nearest you, please visit:

U.S. Headquarters. Morristown, New Jersey  
Tel. 973.397.6500

[www.us.schindler.com](http://www.us.schindler.com)

Canada Headquarters. Toronto, Ontario  
Tel. 416.332.8280

[www.ca.schindler.com](http://www.ca.schindler.com)



Schindler is a member organization of the U.S. Green Building Council.



Schindler has received renewal to ISO 9001 and ISO 14001 certificates.



Schindler prints with vegetable-based ink on paper containing post-consumer waste fiber.