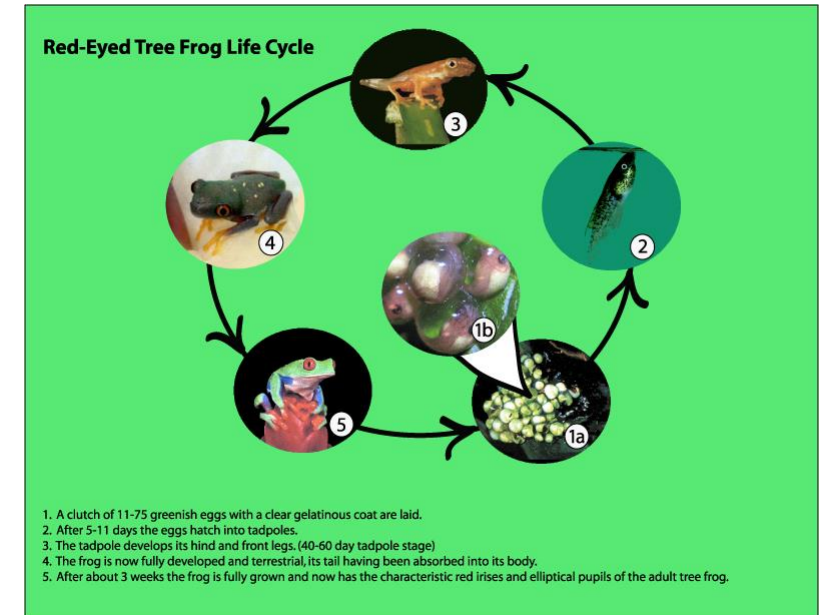
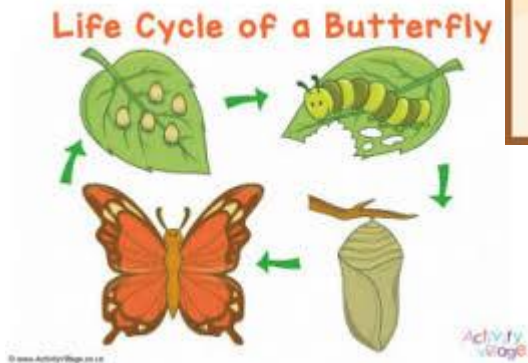
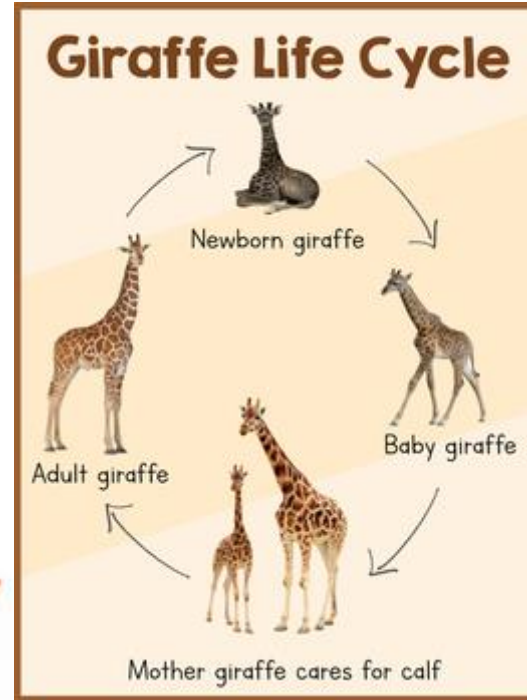





# Chocolate Week

# Science 1 - to learn how chocolate is produced.



Here are some lifecycles we have learnt at Stillness Infants. Today we are going to learn about the lifecycle of a cacao tree!

1. Watch this video <https://www.youtube.com/watch?v=LJ-1snuKJ7o>

2. Look through the power point ' Does Chocolate grow on trees?' on how chocolate is grown in Ghana, Africa and then fermented and dried before being shipped to Europe. [https://www.youtube.com/watch?time\\_continue=3&v=LehGc6pPNN8](https://www.youtube.com/watch?time_continue=3&v=LehGc6pPNN8)

- Activity 1) Order the process of making chocolate. Cut out the pictures and stick down. Equally, you may wish to design your own poster and draw each step of how chocolate is made in the correct order.



- Extension Challenge: Activity 2) Write and explain about the process of each stage of how chocolate is made.

# Science 2 - To know which type of chocolate melts the fastest.

You will need:

- Some milk, dark and white chocolate
- A stop watch/timer
- Recording sheet.



Which is the odd one out?



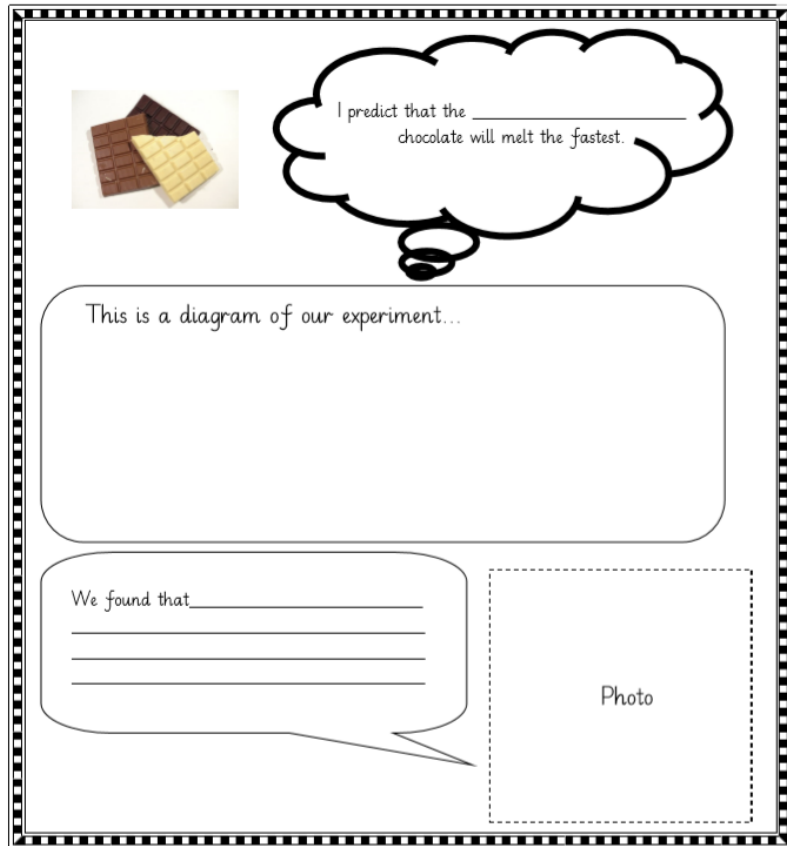
# What materials are these made out of?




How can they be different shapes if made from the same material?

<https://www.youtube.com/watch?v=e2QJt7gWcrl>

# The investigation!





I predict that the \_\_\_\_\_  
chocolate will melt the fastest.

This is a diagram of our experiment...

We found that \_\_\_\_\_  
\_\_\_\_\_  
\_\_\_\_\_

Photo

Predict which type of chocolate you think will melt the fastest.

To make it fair, ensure each piece of chocolate is the same size and weight. Place a piece of chocolate in your mouth (don't chew!) or in your hand and start the timer. As soon as the chocolate starts to melt stop the timer. Which one melted first?

Can you research why that is?

# Science 3 - Will the chocolate sink or float?

You will need:

Different types of chocolate – in school we are using celebrations.

Jug filled with water

Recording sheet



- Have a good look at the chocolates. Think of what they look like or if you know what's inside. Are they smooth, round, bumpy, rectangular etc.
- Predict whether you think the chocolate will sink or float. You can choose to do this with the wrappers on first and conduct the experiment twice. Write the name of the chocolate in the table and tick whether you think it will sink or float. Then drop the chocolate in the water and see what happens.



Predictions with wrappers on

	Name of Chocolate	Sink	Float	Class Prediction Data		Test Results
				Sink	Float	
1						
2						

Predictions without wrappers

	Name of Chocolate	Sink	Float	Class Prediction Data		Test Results
				Sink	Float	
1						
2						

- Next write up your results and findings.

What causes objects to sink or float (use Google to research)?

---

---

What do the chocolates that sink have in common?

---

---

What do the chocolates that float have in common?

---

---

Did keeping the wrapper on the chocolate change whether the chocolate floated or sunk?

---

---

How were your predictions different from the results? How were they the same?

---

---

---

What chocolate could you buy to eat in your bath and why?

---

---

# DT – Great Stillness Infants Bake off!!



# Art - Have a go at drawing some of Roald Dahl's famous characters from Charlie and the Chocolate Factory

<https://www.youtube.com/watch?v=aZJm6QXSOP4>

<https://www.youtube.com/watch?v=ISwKickqdPE>




"Of course they're real people," Mr Wonka answered. "They're Oompa Loompas."



Or learn how to draw cartoon chocolate!

[https://www.youtube.com/watch?v=O\\_c4I5vnlkw](https://www.youtube.com/watch?v=O_c4I5vnlkw)



# PE



Kick Kats  
(High kicks)



A 5x5 grid of 25 different chocolates. A red KitKat candy bar is placed in the center of the grid.



Milky way star jumps  
(star jumps)



A 5x5 grid of 25 different chocolates. A blue and white Milky Way candy bar is placed in the center of the grid.



Buttons  
(crouch down as small as you can as a button and jump up)



A 5x5 grid of 25 different chocolates. A purple Buttons candy bar is placed in the center of the grid.



Boost  
(run on the spot)



A 5x5 grid of 25 different chocolates. A purple Boost candy bar is placed in the center of the grid.



Crunchie  
(snapping crocodile arms)



A 5x5 grid of 25 different chocolates. A yellow and red Crunchie candy bar is placed in the center of the grid.



Freddo Frog  
(do some frog leaps)



A 5x5 grid of 25 different chocolates. A purple Freddo Frog candy bar is placed in the center of the grid.

# Chocolate Quizzes

**HERE'S A CHOCOLATE QUIZ TO PLAY WITH YOUR FAMILY.**

**HOW MANY OF THESE CHOCOLATE CENTRES CAN YOU IDENTIFY  
ON YOUR OWN OR AS A TEAM?  
WHICH ARE THE FAVOURITES IN YOUR HOUSE?**

**KEN'S CHOCOLATE QUIZ**

Can you name the chocolate bars that are pictured below?



**KEN'S CHOCOLATE QUIZ**  
Can you name the chocolate bars that are pictured below?

# Answers

			
1 BOUNTY	2 LION BAR	3 MARS BAR	4 REESE'S NUT BAR
			
5 DOUBLE DECKER	6 TOPIC	7 STAR BAR	8 KIT-KAT CHUNKY
			
9 YORKIE	10 PEPPERMINT AERO	11 WISPA GOLD	12 BOOST
			
13 SNICKERS	14 MILKY WAY	15 FUDGE	16 TOFFEE CRISP
			
17 CADBURY'S CARAMEL	18 TURKISH DELIGHT	19 PICNIC	20 CRUNCHIE

**HERE'S A CHOCOLATE QUIZ TO PLAY WITH YOUR GROWN-UPS.**

**HOW MANY OF THESE CHOCOLATE BAR WRAPPERS CAN YOU IDENTIFY ON YOUR OWN OR AS A TEAM?**





# WHICH YUMMY CHOCOLATE TREAT WOULD YOU CHOOSE?

Can you play a describing game and describe these chocolaty treats?

Think about the phrases you might use.

Can your family guess which picture you are describing?

Can you write a description of your favourite, to persuade us to choose it too?...email them to us and let's find out which is the most popular in our class!





**THERE ARE 3 DIFFERENT LETTER GAMES HERE YEAR 2....**  
**.....ALL ABOUT CHOCOLATE!**



**IF YOU WISH TO SAVE PRINTER INK—PLEASE *DO NOT* PRINT**  
**PAGE 3 OF THIS DOCUMENT IN COLOUR .....BECAUSE IT IS *FULL* OF COLOUR!**

**G1 CHOCOLATE COUNTDOWN (WITHOUT THE TIMER)**  
**HOW MANY SMALLER WORDS CAN YOU FIND IN THE WORD CHOCOLATE?**

**c h o c o l a t e**

## **G2 CHOCOLATE BAR ALPHABET CHALLENGE—HOW MANY CAN YOU FIND?**

How many chocolate bars can you think of that begin with each letter of the alphabet?

Notice where the beginning phoneme doesn't 'sound' like the letter grapheme...it doesn't matter for the game.

(A grapheme is the letter shape—how it's written. A phoneme is the sound a grapheme makes)

Eg.. " A for Aero"....but doesn't sound like 'a'

Some might be impossible!

A	Aero	N	
B		O	
C		P	
D		Q	
E		R	
F		S	
G		T	
H		U	
I		V	
J		W	
K		X	
L		Y	
M		Z	

### G3 CHOCOLATE BAR PHONICS HIDE AND SEEK—HOW MANY CAN YOU FIND?

Look carefully at the chocolate bar names and say them *slowly*.

Which digraph phonemes can you hear and identify?

Can you list them in the correct columns?

Can you think of anymore?



# Home activities



**Make some chocolate playdough:**

<https://theimaginationtree.com/easy-chocolate-play-dough-recipe/>



**Junk model your chocolate factory designs!**




## Chocolate Slime

[https://www.fantasticfunandlearning.com/hot-chocolate-slime-sensory-play.html?utm\\_medium=social&utm\\_source=pinterest&utm\\_campaign=tailwindtribes&utm\\_content=tribes&utm\\_term=582234808\\_18008836\\_143004](https://www.fantasticfunandlearning.com/hot-chocolate-slime-sensory-play.html?utm_medium=social&utm_source=pinterest&utm_campaign=tailwindtribes&utm_content=tribes&utm_term=582234808_18008836_143004)



## Make chocolate cloud dough

<https://intheplayroom.co.uk/2014/10/17/sensory-play-chocolate-cloud-dough-2-ways-make/>



## Have a go at painting with chocolate puffy paint

<https://theimaginationtree.com/chocolate-puffy-paint-recipe/>