

## Second Grade Packet May 11-22

Name \_\_\_\_\_ Teacher \_\_\_\_\_

Parents and families,

We are forever grateful for how much support has been shown throughout this unprecedented time of distance learning. Thank you for being positive, patient and understanding. We have seen so much growth, and the difference is YOU!

Lincoln's homepage:

<https://sites.google.com/a/kesd.org/bookmarks/home/lincoln>

- Big Brainz (site code 0619800)
- Lexia
- AR (tests now available at home)
- IXL
- Google Classroom
- Epic
- Seesaw
- Think Central
- Reading A to Z (RAZ Kids)
- Spelling City
- Brain Pop Jr.
  - (username: lincolnca password: brainpop)
- Scholastic News:  
<https://classroommagazines.scholastic.com/support/learnathome.html>

Please email your child's teacher if you have any questions about logging into any of these websites. As always, thank you for your continued support and understanding.

Respectfully,

Lincoln 2nd Grade Teachers

# Graded Pages

Name: \_\_\_\_\_

Teacher: \_\_\_\_\_

Please complete the packet to the best of your ability. The following pages will be graded for the next two weeks. You will receive the graded pages back at the end of the school year.

## **May 11-15**

Thursday: Chapter 2 Check My Progress

Friday: Reading Checkpoint *The Scoop on Ice Cream*

## **May 18-22**

Friday: Chapter Test, Form 2A

Friday: Reading Checkpoint *This Plant Stinks*

# Monday, May 18

## **Reading/AR tests**

20 minutes

## **Language Arts**

iPods vs. Ipads Compare and Contrast

## **Science**

Read the Scholastic News *This Plant Stinks!*

Answer the questions on the back.

## **Math**

Number Patterns Chapter 2 Lesson 5


## **Spelling Review**

Two Colors (vowels are A, E, I, O, U)

Name: \_\_\_\_\_


## iPods

An iPod is a small, handheld piece of technology that plays music. They are called MP3 players, which means digital music. iPods have changed a lot over the years. At first, iPods were larger MP3 players, but over the years they have become quite small. The smallest iPod is about one inch wide by one inch tall. If you plug headphones into the iPod, it will play your music for you. People use iPods when they're working, exercising, studying, and more.



## iPads

Technology has come a very long way in the last few decades. One of the more recent technologies that people use every day is an iPad. This is a tablet, which is a computer that is the size of a small book. iPads may be small pieces of technology, but they can do so much. When they are linked to a Wi-Fi connection, people can use them to search the Internet, check their e-mails, communicate with friends, and more.



Name: \_\_\_\_\_

# iPods & iPads

1. Identify an important point from iPods.

---

---


---

2. Identify an important point from iPads.

---

---

---



3. How are the important points that the author makes in each text similar?

---

---

---

4. How are the important points that the author makes in each text different?

---

---

---

 SCHOLASTIC

# News

edition  
**2**

## This Plant STINKS!

Corpse Flower  


Roses are red.  
Tulips smell sweet.  
This giant plant  
stinks like old meat!

This flower smells bad,  
and it's not the only one!  
Turn the page to learn  
about three gross plants.

My name \_\_\_\_\_

# World's Grossest Plants

## As You Read

Think about what helps each gross plant survive.

Our world is full of incredible plants. Some of them smell wonderful. Some of them look beautiful. And some of them are just *gross*.

We've found three of the world's grossest plants. Learn all about them . . . if you dare!

## Stinky Plant

The rafflesia (ruh-FLEE-zhuh) plant is big, red, bumpy, and *stinky*. It smells


like rotten meat! That smell might sound gross to you. But not everyone feels that way.

Some insects eat rotten meat. When they get a whiff of the rafflesia, they think they're smelling a tasty meal. They crawl around on the flower to take a closer look, and they get covered in dusty **pollen**.

The insects fly away and carry the pollen to other rafflesia plants. The pollen helps those plants make new seeds. One day, those seeds will sprout. And more stinky rafflesia plants will grow somewhere new!

## Slimy Plant

Smell isn't the only gross way for plants to get what they need. Take a look at the Sierra Mixe corn plant. It looks like it has gooey red fingers



This is the stinky rafflesia plant. The pollen dust is in here!



**This Sierra Mixe uses slime to get nutrients from the air.**

growing out of it.

Those slime-covered things are roots!

The roots of most plants grow under the ground. They soak up **nutrients** from the soil. Nutrients are what living things need to stay strong and healthy.

But the Sierra Mixe grows its roots in the air instead of the ground. Its roots are covered in a thick slime called **mucus**. The mucus looks disgusting, but it has an important job.

The mucus pulls nutrients right out of the air. The corn plant grows strong, healthy—and gross!

## Toilet Plant

This last plant might be the grossest one of all. It's called a pitcher plant. Pitcher plants grow in places where they can't get enough nutrients from the soil.

So some pitcher plants get their


nutrients in a totally disgusting way.

The pitcher plant is shaped like a big cup. Animals sit on its edge to lick sweet **nectar** from the plant. While the animals are resting there, they use the plant as a toilet. They poop right into the cup!

The poop is just what the pitcher plant needs. The plant breaks down the poop and gets plenty of nutrients. And the animal gets a nice bathroom break!

These plants may not smell sweet. They may not look pretty. But these three gross plants are amazing! The things that make them gross are exactly what they need to survive.

—by Blair Rainsford



**Excuse me! This tree shrew is pooping in a pitcher plant.**





Name \_\_\_\_\_

# My Homework

## Lesson 5

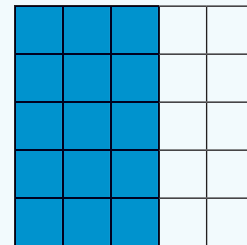

### Repeated Addition with Arrays

### Homework Helper



Need help? [connectED.mcgraw-hill.com](http://connectED.mcgraw-hill.com)


The **array** shows 5 rows of 3.



$$3 + 3 + 3 + 3 + 3 = 15$$


## Practice

Describe each array using a number sentence.

1. 

\_\_\_ + \_\_\_ + \_\_\_ = \_\_\_

\_\_\_ rows of \_\_\_ mice

2. 

\_\_\_ + \_\_\_ = \_\_\_

\_\_\_ rows of \_\_\_ owls

3. Show 3 rows of 5.



\_\_\_\_\_

4. Show 3 rows of 2.


\_\_\_\_\_

Describe each array using a number sentence.


5. Show 3 rows of 5.



\_\_\_\_\_




6. Show 4 rows of 2.



\_\_\_\_\_

7. Show 2 rows of 4.



\_\_\_\_\_

8. There are 4 legs on 1 camel. How many legs are on 5 camels?

\_\_\_\_\_ legs in all

## Vocabulary Check



9. Draw an **array** of 2 rows of 3.



**Math at Home** Have your child think of things around them that are in an array.  
Ex: eggs in a carton, days on the calendar, etc.

Name \_\_\_\_\_

## Spelling Review

Test will be Friday, May 22, 2020

### Spelling Activities:

Monday - Two Colors

Tuesday - ABC Order

Wednesday - Draw the Words

Thursday - Word Pyramids

### Spelling Words

wrote	noisy
knocking	soap
friend	which
force	climb
night	raisin
yawn	weakly
small	painful
peace	seated
grown	groan
party	feather

### High Frequency Words

Read without sounding out

- against
- world
- stories
- thought
- though
- through
- special
- remember
- almost
- together

Please initial after reading each day

Monday \_\_\_\_\_ Tuesday \_\_\_\_\_

Wednesday \_\_\_\_\_ Thursday \_\_\_\_\_

Name \_\_\_\_\_

Please write each spelling word. Use one color for consonants and another color for vowels.  
Please circle any blends you see.

1.

2.

3.

4.

5.

6.

7.

8.

9.

10.

11.

12.

13.

14.

15.

16.

17.

18.

19.

20.



## Learn from Home Recommended Daily Schedule for Students

Tuesday, May 19th

The schedule and resources below are encouraged but  
not required



8:00 a.m.	<b>Device Free</b> Approved educational technology only Ready to Learn - Dressed and teeth brushed
8:20-8:40	<b>Fine Motor Skills:</b> Legos, Drawing, Coloring, etc.
8:40- 9:00	<b>AR:</b> Read quietly and take an AR test. <a href="https://www.getepic.com/students">https://www.getepic.com/students</a> <a href="https://hosted330.renlearn.com/277346/">https://hosted330.renlearn.com/277346/</a>
9:00-9:30	<b>Recess</b> With parent permission and supervision, play outside: Stay Active. No Electronics! *Wash hands with soap and water
9:30-10:15	<b>English Language Arts</b> (Reading, Language) Language Review Page
10:15-11:00	<b>Science</b> Reread the Scholastic News <i>This Plant Stinks!</i> Complete the Read and Think page
11:00-11:30	<b>Family Time :)</b>
11:30-12:00	<b>Lunch:</b> Eat lunch/clean up With parent permission and supervision, play outside: Work to be active! No electronics! *Wash your hands with soap and water.
12:00-12:45	<b>Math-</b> Complete each daily lesson. Number Patterns Chapter 2, Lesson 6
12:45-1:00	<b>Spelling</b> ABC Order
1:30-2:15	<b>Music Options:</b> <a href="http://www.smartmusic.com">SmartMusic</a> (www.smartmusic.com)- explore your inner musician

Our mission is simple, "We will find a way for ALL students to learn!"

# Tuesday, May 19

## **Reading/AR tests**

20 minutes

## **Language Arts**

Review Page

## **Science**

Reread the Scholastic News *This Plant Stinks!*

Complete the Read and Think page

## **Math**

Number Patterns Chapter 2 Lesson 6

## **Spelling Review**

ABC order

Name \_\_\_\_\_

## Spelling

Circle the misspelled word in each sentence and write it correctly.

1. My hands are derty.

\_\_\_\_\_

2. The babey is crying.

\_\_\_\_\_

## Possessive Nouns

Rewrite the sentence to include a possessive noun.



The coat of the girl is blue.

\_\_\_\_\_  
\_\_\_\_\_  
\_\_\_\_\_

## Context Clues

Circle the word that means the same as the underlined word.

I used my college fund to help pay for my schooling and books.

money

books

apartment



## Plurals

Write the plural form of each word.

1. foot \_\_\_\_\_

2. mouse \_\_\_\_\_

3. child \_\_\_\_\_

4. goose \_\_\_\_\_

## Multiple Meaning Words



I like to eat strawberry jam on my toast.



In which sentence is the word jam used in the same way as in the sentence above?

1. The band is going to have a jam session at our house.
2. My grandmother makes the best blackberry jam.
3. Sarah likes to jam her papers into her desk.



Name: \_\_\_\_\_



# Read and Think

Read your issue of *Scholastic News*.

As you read, answer the questions below.

1. Read “Stinky Plant.” Then .

What do insects do when they smell the rafflesia plant?

\_\_\_\_\_

2. How does what the insects do help the plant?

\_\_\_\_\_

\_\_\_\_\_

3. Read “Slimy Plant.” Then .

What part of the Sierra Mixe is slimy?

\_\_\_\_\_

\_\_\_\_\_

4. How does having slime help the plant?

\_\_\_\_\_

\_\_\_\_\_

5. Read “Toilet Plant.” Then .

How do pitcher plants get nutrients?

\_\_\_\_\_

\_\_\_\_\_

Name .....

# My Homework

## Lesson 6

### Even and Odd Numbers

### Homework Helper



Need help? [connectED.mcgraw-hill.com](http://connectED.mcgraw-hill.com)


An even number of objects can be counted by 2s.



### Helpful Hint

Make pairs.  
Circle them.

An odd number of objects has 1 left over when counted by 2s.



## Practice

Use buttons or pennies to show each number.

Circle *even* or *odd*.


1. 8 even  
8 odd

2. 16 even  
16 odd

3. 11 even  
11 odd

4. 19 even  
19 odd


Write the number of buttons. Circle *even* or *odd*.



\_\_\_\_\_ even odd



\_\_\_\_\_ even odd



\_\_\_\_\_ even odd

### Helpful Hint

Circle pairs. If none are left over, the number is even.



Red Rover! Red Rover!  
Let Billy come over!



8. Katy has 13 oranges, 12 apples, and 6 bananas. She also has two boxes. Which fruit cannot be put evenly into the two boxes?

## Vocabulary Check



Draw lines to match.

9. **odd**

A number that can be counted by 2s.

10. **even**

A number that can be counted by 2s and has one left over.



**Math at Home** Give your child random numbers up to 20 and let them tell you if they are even or odd. Use buttons or coins if needed.

Name \_\_\_\_\_

Put the words in ABC order.

1. \_\_\_\_\_

2. \_\_\_\_\_

3. \_\_\_\_\_

4. \_\_\_\_\_

5. \_\_\_\_\_

6. \_\_\_\_\_

7. \_\_\_\_\_

8. \_\_\_\_\_

9. \_\_\_\_\_

10. \_\_\_\_\_

11. \_\_\_\_\_

12. \_\_\_\_\_

13. \_\_\_\_\_

14. \_\_\_\_\_

15. \_\_\_\_\_

16. \_\_\_\_\_

17. \_\_\_\_\_

18. \_\_\_\_\_

19. \_\_\_\_\_

20. \_\_\_\_\_

A \_\_\_\_\_

B \_\_\_\_\_

C \_\_\_\_\_

D \_\_\_\_\_

E \_\_\_\_\_

F \_\_\_\_\_

G \_\_\_\_\_

H \_\_\_\_\_

I \_\_\_\_\_

J \_\_\_\_\_

K \_\_\_\_\_

L \_\_\_\_\_

M \_\_\_\_\_

N \_\_\_\_\_

O \_\_\_\_\_

P \_\_\_\_\_

Q \_\_\_\_\_

R \_\_\_\_\_

S \_\_\_\_\_

T \_\_\_\_\_

U \_\_\_\_\_

V \_\_\_\_\_

W \_\_\_\_\_

X \_\_\_\_\_

Y \_\_\_\_\_

Z \_\_\_\_\_



## Learn from Home Recommended Daily Schedule for Students

Wednesday, May 20th

The schedule and resources below are encouraged but  
not required



8:00 a.m.	<b>Device Free</b> Approved educational technology only Ready to Learn - Dressed and teeth brushed
8:20-8:40	<b>Fine Motor Skills:</b> Legos, Drawing, Coloring, etc.
8:40- 9:00	<b>AR:</b> Read quietly and take an AR test. <a href="https://www.getepic.com/students">https://www.getepic.com/students</a> <a href="https://hosted330.renlearn.com/277346/">https://hosted330.renlearn.com/277346/</a>
9:00-9:30	<b>Recess</b> With parent permission and supervision, play outside: Stay Active. No Electronics! *Wash hands with soap and water
9:30-10:15	<b>English Language Arts</b> (Reading, Language) Language Review Page
10:15-11:00	<b>Science</b> Watch the BrainPopJr. Video on Plant Life Cycle, and take the easy quiz! <a href="https://jr.brainpop.com/science/plants/plantlifecycle/">https://jr.brainpop.com/science/plants/plantlifecycle/</a> Username: lincolnca Password: brainpop
11:00-11:30	<b>Family Time :)</b>
11:30-12:00	<b>Lunch:</b> Eat lunch/clean up With parent permission and supervision, play outside: Work to be active! No electronics! *Wash your hands with soap and water.
12:00-12:45	<b>Math-</b> Complete each daily lesson. Number Patterns Chapter 2, Lesson 7
12:45-1:00	<b>Spelling</b> Draw the Words
1:30-2:15	<b>Music Options:</b> <a href="http://www.smartmusic.com">SmartMusic</a> (www.smartmusic.com)- explore your inner musician

**Our mission is simple, "We will find a way for ALL students to learn!"**

# Wednesday, May 20

## **Reading/AR tests**

20 minutes

## **Language Arts**

Review Page

## **Science**

Watch the BrainPopJr. Video on Plant Life Cycle, and take the easy quiz!

<https://jr.brainpop.com/science/plants/plantlifecycle/>

Username: lincolnca

Password: brainpop

## **Math**

Number Patterns Chapter 2 Lesson 7

## **Spelling Review**

Draw the Words

Name \_\_\_\_\_

## Adjectives

Write an adjective to complete each sentence.

1. The \_\_\_\_\_ sun dried up the puddles.
2. The \_\_\_\_\_ flowers are blooming.

## Context Clues

Circle the word or phrase that means the same as the underlined word.

I am going to help mom put icing on the cake. What does the word icing mean?

- make a cake
- a thin frosting
- sprinkles



## Compound Words

Write a compound word for each description.

1. A drop of rain is called a \_\_\_\_\_.
2. A shoe for a horse is called a \_\_\_\_\_.

## Rhyming

Circle the word that rhymes with light.



- a. trip
- b. shy
- c. bite



## Synonyms

Write 3 words that mean fast.

---


---

---

## Past Tense Verbs

Write the past tense of each verb.

1. become \_\_\_\_\_
2. write \_\_\_\_\_
3. sting \_\_\_\_\_



Name \_\_\_\_\_

# My Homework

## Lesson 7

### Sums of Equal Numbers

#### Homework Helper



Need help? [connectED.mcgraw-hill.com](http://connectED.mcgraw-hill.com)

Any even number can be written as the sum of two equal addends.



$$6 = 3 + 3$$



$$4 = 2 + 2$$

## Practice

Write the equal addends that make each sum.

1.  $10 = \underline{\quad} + \underline{\quad}$

2.  $2 = \underline{\quad} + \underline{\quad}$

3.  $18 = \underline{\quad} + \underline{\quad}$

4.  $8 = \underline{\quad} + \underline{\quad}$

Find the missing number.

5.  $7 + \underline{\quad} = 14$

6.  $\underline{\quad} + 3 = 6$

7.  $8 + \underline{\quad} = 16$

8.  $\underline{\quad} + 6 = 12$



## Find the missing addends.

9.  $5 + \underline{\quad} = 10$

10.  $\underline{\quad} + 2 = 4$

11. Maria and Steve each have 8 toys for the toy drive. How many toys do they have in all?

           toys

I couldn't eat another thing. I'm stuffed!



12. Mrs. Miller's class has 18 students. There are an equal number of boys and girls in the class. Write a number sentence to show how many boys and how many girls are in the class.

           =            +           

## Test Practice

13. Kylie buys 7 bananas. Her mom also buys 7 bananas. How many bananas do they buy in all?

0

7

10

14



**Math at Home** Work with your child to create a number line from 1 to 20. Have your child circle 18, 14, and 10. Ask your child to tell you the equal addends for each of these numbers.

Name \_\_\_\_\_

# Draw the Words

Draw a picture to show what each spelling word means.

<p>Word: _____ ----- _____</p> <p>Picture:</p>	<p>Word: _____ ----- _____</p> <p>Picture:</p>	<p>Word: _____ ----- _____</p> <p>Picture:</p>	<p>Word: _____ ----- _____</p> <p>Picture:</p>
<p>Word: _____ ----- _____</p> <p>Picture:</p>	<p>Word: _____ ----- _____</p> <p>Picture:</p>	<p>Word: _____ ----- _____</p> <p>Picture:</p>	<p>Word: _____ ----- _____</p> <p>Picture:</p>

(over →)

<p>Word:</p> <hr/> <hr/> <hr/> <p>Picture:</p>	<p>Word:</p> <hr/> <hr/> <hr/> <p>Picture:</p>	<p>Word:</p> <hr/> <hr/> <hr/> <p>Picture:</p>	<p>Word:</p> <hr/> <hr/> <hr/> <p>Picture:</p>
<p>Word:</p> <hr/> <hr/> <hr/> <p>Picture:</p>	<p>Word:</p> <hr/> <hr/> <hr/> <p>Picture:</p>	<p>Word:</p> <hr/> <hr/> <hr/> <p>Picture:</p>	<p>Word:</p> <hr/> <hr/> <hr/> <p>Picture:</p>
<p>Word:</p> <hr/> <hr/> <hr/> <p>Picture:</p>	<p>Word:</p> <hr/> <hr/> <hr/> <p>Picture:</p>	<p>Word:</p> <hr/> <hr/> <hr/> <p>Picture:</p>	<p>Word:</p> <hr/> <hr/> <hr/> <p>Picture:</p>



## Learn from Home Recommended Daily Schedule for Students

Thursday, May 21st

The schedule and resources below are encouraged but  
not required



8:00 a.m.	<b>Device Free</b> Approved educational technology only Ready to Learn - Dressed and teeth brushed
8:20-8:40	<b>Fine Motor Skills:</b> Legos, Drawing, Coloring, etc.
8:40- 9:00	<b>AR:</b> Read quietly and take an AR test. <a href="https://www.getepic.com/students">https://www.getepic.com/students</a> <a href="https://hosted330.renlearn.com/277346/">https://hosted330.renlearn.com/277346/</a>
9:00-9:30	<b>Recess</b> With parent permission and supervision, play outside: Stay Active. No Electronics! *Wash hands with soap and water
9:30-10:15	<b>English Language Arts</b> (Reading, Language) Read Super Soil and answer the questions, pg. 114-119
10:15-11:00	<b>Science</b> Watch the BrainPopJr. Video on Parts of a Plant, and take the easy quiz! <a href="https://jr.brainpop.com/science/plants/partsofaplant/">https://jr.brainpop.com/science/plants/partsofaplant/</a> Username: lincolnca Password: brainpop
11:00-11:30	<b>Family Time :)</b>
11:30-12:00	<b>Lunch:</b> Eat lunch/clean up With parent permission and supervision, play outside: Work to be active! No electronics! *Wash your hands with soap and water.
12:00-12:45	<b>Math-</b> Complete each daily lesson. Number Patterns Chapter 2, Review pages 153-155
12:45-1:00	<b>Spelling</b> Pyramid Words
1:30-2:15	<b>Music Options:</b> <a href="http://www.smartmusic.com">SmartMusic</a> (www.smartmusic.com)- explore your inner musician

**Our mission is simple, "We will find a way for ALL students to learn!"**

# Thursday, May 21

## **Reading/AR tests**

20 minutes

## **Language Arts**

Read Super Soil and answer the questions, pg. 114-119

## **Science**

Watch the BrainPopJr. Video on Parts of a Plant, and take the easy quiz!

<https://jr.brainpop.com/science/plants/partsofaplant/>

Username: lincolnca

Password: brainpop

## **Math**

Number Patterns Review, pages 153-155

## **Spelling Review**

Pyramid Words

**Background** Soil is the top layer of Earth. Plants grow in soil. There are many different kinds of soil.

**Setting a Purpose** Read to find out the different kinds of soil and what soil is made of.

# Super Soil



© Houghton, Mifflin Harcourt Publishing Company • Image Credits: © Andreas Strömberg/The Image Bank/Getty Images

**1 Read** Underline the words that help you know what the word *humus* means.

Soil contains many things. When insects, leaves, and twigs die and break down in the soil, they become humus. Tiny bits of broken rock are also found in soil. Soil holds water and air, too. The amount of humus, rock, air, and water in soil **differs** from place to place.

**differs:**



**2 Reread** Reread page 115. Would you find the same amount of humus in all types of soil? How do you know? Write it below.

---

---

**3 Read** Underline a sentence that tells about the best kind of soil for growing crops.

fortunate:

If someone promised to give you good soil for growing crops, what kind of soil would you be **fortunate** enough to get? Soil with lots of humus is best for growing crops.

All plants need water. They take water in through roots that grow underneath the ground. They need just the right amount of water for sprouting new growth. Too little water is harmful to plants and may cause drooping leaves.



Corn is an important crop in the United States. To grow, it needs soil with lots of humus.

**4 Reread** Reread page 116. How do plants get the water they need? Write it below.

© Houghton Mifflin Harcourt Publishing Company • Image Credits: ©Brand X Pictures/Getty Images



5 **Read** Underline the sentence that tells about plants that can store water.

Deserts are places that get little rain. There is not much humus in desert soil either. Most desert plants have **shallow** roots. The roots spread out just below the ground to catch rain water. Cactus plants store water in their stems.

**shallow:**

## SHORT RESPONSE

*Cite Text Evidence* How do desert plants get water? Write it below.

---

---

---

**6 Read** Underline the text that tells why the creosote bush grows well in dry desert soil.

A creosote bush has waxy leaves that do not lose water in the hot sun. These plants grow well in dry desert soil. Many cactus plants have beautiful flowers. After the flowers have **blossomed**, they produce many tiny seeds.

blossomed:



**7 Reread** Reread page 118. What happens after cactus flowers have blossomed? Write it below.

---

---

**8 Read** Circle the information in the chart that describes sandy soil.

## Kinds of Soil

### Topsoil

- has a lot of humus
- is dark in color
- is best for plant growth



### Clay Soil

- is made of tiny clay pieces
- is sticky when wet
- is brown, red, or yellow



### Sandy Soil

- has a lot of weathered rock
- feels gritty
- is tan or light brown



## SHORT RESPONSE

**Cite Text Evidence** Reread pages 115–119. What type of soil in the chart would be best for growing crops? Write one reason from the text that tells why.

---

---

Name \_\_\_\_\_

# My Review

Chapter 2

Number Patterns

## Vocabulary Check



array

equal groups

even

odd

repeated addition

skip count

Complete each sentence.

1. \_\_\_\_\_ have the same number of objects.
2. You can \_\_\_\_\_ by counting objects in equal groups of two or more.
3. An \_\_\_\_\_ number of objects has 1 left over when counted by 2s.
4. An \_\_\_\_\_ is a group of objects arranged in rows and columns of the same length.

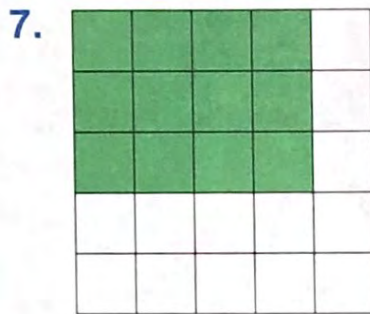
## Concept Check




Write the missing numbers.

5. 65, \_\_\_\_\_, 75, 80, \_\_\_\_\_, 90, \_\_\_\_\_, 100
6. 30, \_\_\_\_\_, 50, 60, \_\_\_\_\_, 80, \_\_\_\_\_

Fill in the blanks to describe each array.



\_\_\_\_\_ rows of \_\_\_\_\_



\_\_\_\_\_ rows of \_\_\_\_\_

Circle *even* or *odd*.

9. 8      even  
          8      odd

10. 13      even  
          13      odd

11. 10      even  
          10      odd

Write the equal addends that make each sum.

12.  $8 = \underline{\quad} + \underline{\quad}$

13.  $16 = \underline{\quad} + \underline{\quad}$

14.  $12 = \underline{\quad} + \underline{\quad}$

15.  $18 = \underline{\quad} + \underline{\quad}$

Find the missing addends.

16.  $7 + \underline{\quad} = 14$

17.  $\underline{\quad} + 9 = 18$

18.  $\underline{\quad} + 6 = 12$

19.  $3 + \underline{\quad} = 6$

20.  $\underline{\quad} + 5 = 10$

21.  $7 + \underline{\quad} = 14$

Name .....



## Problem Solving

22. Liam has 5 dogs. Each dog has 4 bones.  
How many bones do the dogs have in all?

\_\_\_\_\_ bones

23. Lauren has 3 pages of stamps. Each page  
has 5 stamps on it. How many stamps does  
Lauren have in all?

\_\_\_\_\_ stamps

24. Jonah has an even number of golf balls.  
He has more than 13 and less than 16 golf  
balls. How many golf balls does he have?

\_\_\_\_\_ golf balls

## Test Practice

25. Katherine has skip counted 16 rubber bracelets  
by 2s. If she continues skip counting by 2s, how  
many does she have after counting 5 more sets?

20



21



24



26






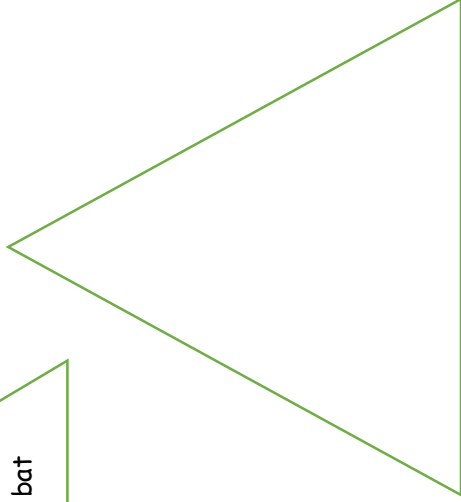




Name \_\_\_\_\_

# Word Pyramids

bat

b  
ba  
bat



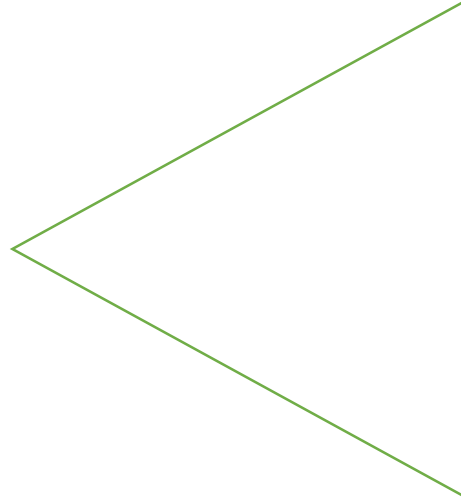


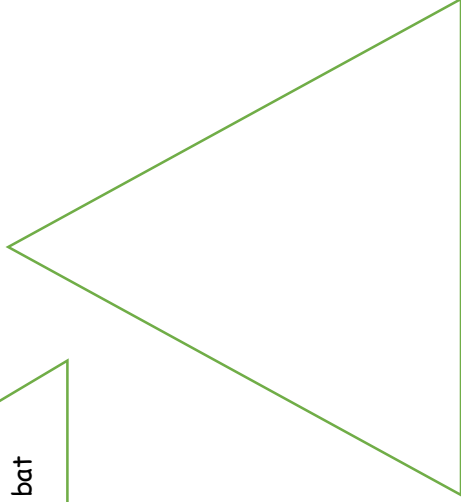




Name \_\_\_\_\_

# Word Pyramids

bat

b  
ba  
bat








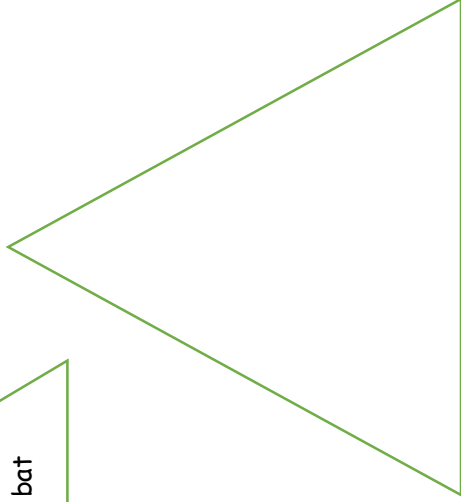




Name \_\_\_\_\_

# Word Pyramids

bat

b  
ba  
bat





## Learn from Home Recommended Daily Schedule for Students

Friday, May 22nd

The schedule and resources below are encouraged but  
not required



8:00 a.m.	<b>Device Free</b> Approved educational technology only Ready to Learn - Dressed and teeth brushed
8:20-8:40	<b>Fine Motor Skills:</b> Legos, Drawing, Coloring, etc.
8:40- 9:00	<b>AR:</b> Read quietly and take an AR test. <a href="https://hosted330.renlearn.com/277346/">https://hosted330.renlearn.com/277346/</a>
9:00-9:15	<b>Recess</b> With parent permission and supervision, play outside: Stay Active. No Electronics! *Wash hands with soap and water
9:15-10:00	<b>English Language Arts</b> (Reading, Language) Read the summary of <a href="#">From Seed to Plant</a> Complete the color by number
10:00	<b>Music</b> Zoom with Ms. Assisi (link in her Google classroom)
10:30-11:00	<b>Science/Social Studies</b> Reread <i>This Plant Stinks</i> Reading Checkpoint Page <b>**GRADED**</b>
11:00-11:30	<b>Family Time :)</b>
11:30-12:00	<b>Lunch:</b> Eat lunch/clean up With parent permission and supervision, play outside: Work to be active! No electronics! *Wash your hands with soap and water.
12:00-12:45	<b>Math-</b> Complete each daily lesson. Number Patterns, Chapter Test <b>**GRADED**</b>
12:45-1:00	<b>Spelling</b> Spelling test review words
1:30-2:15	<b>Music Options:</b> <a href="http://www.smartmusic.com">SmartMusic</a> (www.smartmusic.com)- explore your inner musician

**Our mission is simple, "We will find a way for ALL students to learn!"**

# Friday, May 22

## **Reading/AR tests**

20 minutes

## **Language Arts**

Read the summary of From Seed to Plant

Complete the color by number

## **Science**

Reread the Scholastic News *This Plant Stinks!*

**\*\*GRADED ASSIGNMENT\*\* Complete the Reading Checkpoint**

## **Math**

**\*\*GRADED ASSIGNMENT\*\* Number Patterns Chapter Test Form 2A**

## **Spelling Review**

Spelling Test ([Spelling City](#)) or on paper

## **Music**

Zoom at 10:00 with Mrs. Assisi




# From Seed to Plant

A seed begins to grow when a **grain** of pollen from a flower is moved to the stigma. This is called pollination. Wind, birds, bees, and other insects help pollinate. Once a plant is pollinated, the seeds begin to grow.

As the seeds grow larger, a fruit or **pod** forms around them. The fruit or pod helps protect the seeds. When the fruit or pod is ripe, it will break open. Now the seeds are ready to become plants.

Wind, water, and animals help scatter the seeds. Once a seed is planted, it needs water to begin to grow. Rain will **soak** the seed. This allows the seed coat to **soften**. As the sun warms the earth, the seed coat will break open and the seed will begin to grow.

First, a **root** grows down into the earth. Then a **shoot** grows up out of the ground. The shoot will sprout leaves and grow into a plant. Once the plant is fully grown, it will form flower buds. Soon, the process of a seed becoming a plant will begin again!



Name \_\_\_\_\_

Color by Number

# Color by Number

8 ~~~> blue


9 ~~~> pink

10 ~~~> yellow

11 ~~~> green

12 ~~~> brown

13 ~~~> purple



Name: \_\_\_\_\_



## Reading Checkpoint: **This Plant Stinks!**

Fill in each correct answer.

### 1. What is this article mostly about?

[main idea/details]

- (A) how being gross helps three plants
- (B) how corn plants grow
- (C) what kinds of nutrients different plants need

### 2. What is one way the three plants in this issue are alike?

[compare/contrast]

- (A) They all have mucus.
- (B) They all are gross.
- (C) They all smell bad.

### 3. What is mucus? [vocabulary]

- (A) a sweet liquid inside plants
- (B) a dust made inside flowers
- (C) a thick, slimy liquid

### 4. What is gross about the rafflesia plant? [key details]

- (A) It makes slime.
- (B) It smells very bad.
- (C) Animals use it as a toilet.

### 5. Which of these is a problem for the pitcher plant? [problem/solution]

- (A) It grows too tall for its habitat.
- (B) Animals stay away from it.
- (C) Its habitat does not have many nutrients in the soil.

**Chapter Test, Form 2A**


Read each question carefully. Circle the correct answer.

1. Skip count. Find the missing numbers.

14, 16, \_\_\_\_\_, 20, \_\_\_\_\_, \_\_\_\_\_

- A. 18, 22, 24  
 B. 18, 22, 26  
 C. 18, 24, 28  
 D. 18, 24, 30

2. Describe the picture. Skip count to find the total.



- F. 3 groups of 3 equals  
9 in all  
 G. 6 groups of 2 equals  
12 in all  
 H. 3 groups of 6 equals  
20 in all  
 I. 6 groups of 3 equals  
20 in all

3. Which picture shows an even number?

A. ★★☆☆

B. ☀☀☀☀

C. 😊😊😊

D. ♥♥♥♥♥♥♥

4. Describe the array with a number sentence.



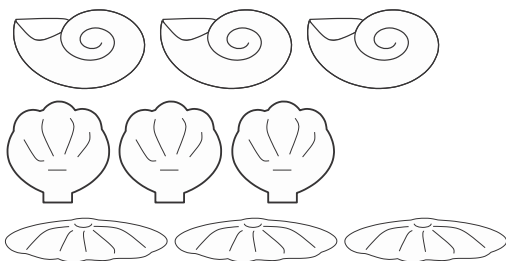
- F.  $5 + 3 = 8$   
 G.  $3 + 3 + 3 + 3 = 12$   
 H.  $3 + 3 + 3 + 3 + 3 = 15$   
 I.  $5 + 5 + 5 + 5 + 5 = 25$



# Chapter Test, Form 2A (continued)


Read each question carefully. Write your answer on the line provided.

5. Describe Kerri's shell collection. Then find the total number of shells.



\_\_\_\_\_ groups of \_\_\_\_\_  
 \_\_\_\_\_ in all

6. Evan has 2 bunches of balloons. Each bunch has 7 balloons. How many balloons does he have in all?




\_\_\_\_\_ balloons

7. Skip count by 2s. Write the numbers.

72, 74, 76, \_\_\_\_\_, \_\_\_\_\_

8. Describe the array using a number sentence.



\_\_\_\_\_ + \_\_\_\_\_ = \_\_\_\_\_





Name: \_\_\_\_\_ # \_\_\_\_\_

Date: \_\_\_\_\_

Score

## Spelling Test

1. \_\_\_\_\_  
-----  
\_\_\_\_\_

2. \_\_\_\_\_  
-----  
\_\_\_\_\_

3. \_\_\_\_\_  
-----  
\_\_\_\_\_

4. \_\_\_\_\_  
-----  
\_\_\_\_\_

5. \_\_\_\_\_  
-----  
\_\_\_\_\_

6. \_\_\_\_\_  
-----  
\_\_\_\_\_

7. \_\_\_\_\_  
-----  
\_\_\_\_\_

8. \_\_\_\_\_  
-----  
\_\_\_\_\_

9. \_\_\_\_\_  
-----  
\_\_\_\_\_

10. \_\_\_\_\_  
-----  
\_\_\_\_\_

11. \_\_\_\_\_  
-----  
\_\_\_\_\_

12. \_\_\_\_\_  
-----  
\_\_\_\_\_

13. \_\_\_\_\_  
-----  
\_\_\_\_\_

14. \_\_\_\_\_  
-----  
\_\_\_\_\_

15. \_\_\_\_\_  
-----  
\_\_\_\_\_

16. \_\_\_\_\_  
-----  
\_\_\_\_\_

# Monday, May 11

## **Reading/AR tests**

20 minutes

## **Language Arts**

Read the Scholastic News *The Scoop on Ice Cream*, and answer the questions on the back.

## **Social Studies**

Go to BrainPopJr.com and go to the Social Studies tab. Choose any Social Studies video you'd like to watch, and take the easy quiz!

<https://jr.brainpop.com/socialstudies/>

Username: lincolnca

Password: brainpop

## **Math**

Number Patterns Chapter 2, Lesson 1

## **Spelling Lesson 30**

Rainbow Words

# Tuesday, May 12

## **Reading/AR tests**

20 minutes

## **Language Arts**

Reread the Scholastic News *The Scoop on Ice Cream*

Complete the Read and Think Worksheet

## **Writing**

Graphic Organizer - How to Make a Sundae

## **Math**

Number Patterns Chapter 2, Lesson 2

## **Spelling Lesson 30**

Spelling Word Sort

# Wednesday, May 13

## **Reading/AR tests**

20 minutes

## **Language Arts**

Review Page

## **Writing**

Answer the writing prompt: How to Make a Sundae

\*Your job is to teach someone, step by step, how to do something! Be specific, use details, and creative!

## **Math**

Number Patterns Chapter 2, Lesson 3

## **Spelling Lesson 30**

Spelling Skill Practice