

# Second Grade Sight Word Sentences

By Erica @ Confessions of a Homeschooler

## **Erica Made Designs, LLC Terms of Use**

All downloads on [www.confessionsofahomeschooler.com](http://www.confessionsofahomeschooler.com) and its contents are copyright of Erica Made Designs, LLC © 2012. All rights reserved.

### **Personal Use Only:**

**My downloads are provided to you for your own personal use.** Accordingly, you agree that you will not copy, reproduce, alter, modify, create derivative works, or publicly display any content from my downloads, except for your own personal, non-commercial use. You may post pictures of your family using my downloads on your personal blog provided that Confessions of a Homeschooler is properly attributed in the post.

**No Redistribution.** You may not reproduce, repackage, or redistribute the contents of COAH downloads, in whole or in part, for any reason.

**No Commercial Use.** My downloads may not be used for commercial purposes. For example, you may not do any of the following: use the downloads to sell a product or service; use the download to increase traffic to your Web site for commercial reasons, such as advertising sales.

Any use of the downloads that infringes upon the intellectual property rights of Confessions of a Homeschooler or that is for commercial purposes will be investigated, and the owner shall have the right to take appropriate civil and criminal legal action.

### **Modifications of Terms.**

I shall have the right to modify the terms of this Agreement at any time, which modification shall be effective immediately and shall replace all prior Agreements.

### **You are more than welcome to:**

- Save the files on your computer and print off copies for yourself {or classroom} whenever you would like.
- Link directly to [my site {or blog}](#) , [www.confessionsofahomeschooler.com](http://www.confessionsofahomeschooler.com), to share my files with others.
- Write blog posts showing images of your students using my files as long as proper credit to Confessions of a Homeschooler is given.

### **YOU MAY NOT:**

- Host any of my files on your own or other sites.
- **Alter** or **sell** any of my files.
- Sell files to make a profit: All files are for personal use only. You may NOT use my items for sale or profit. ~ i.e. print them off, laminate them and sell them to others.
- Transmit or store any resources on any other website or other form of electronic retrieval system.
- All downloads are copyright protected. Not to be distributed, transferred, or shared in any form.

**Clipart:** Clipart used by permission from [www.clipart.com](http://www.clipart.com)

If you have any questions please feel free to email me directly at [erica@confessionsofahomeschooler.com](mailto:erica@confessionsofahomeschooler.com). I will do my best to respond promptly.

Name: \_\_\_\_\_

always

I always eat cake  
after dinner.



Trace the word and read the word out loud.

always always

Write the word and read the word out loud.

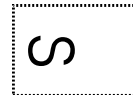
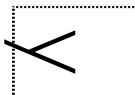
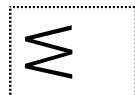
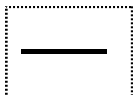
Cut out the letters at the bottom of the page and paste them in the right squares to complete the sentence:

I       eat cake after dinner.

Write your sight word on the blank lines to complete the sentence:


I \_\_\_\_\_ eat cake after dinner.

Write a sentence using your new sight word and read it out loud.



Name: \_\_\_\_\_

around



Let's ride  
around the  
park!

Trace the word and read the word out loud.

around around

Write the word and read the word out loud.

Cut out the letters at the bottom of the page and paste them in the right squares to complete the sentence:

Let's ride       the park!

Write your sight word on the blank lines to complete the sentence:

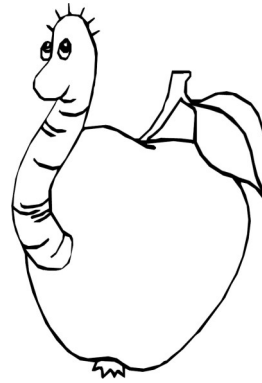
Let's ride \_\_\_\_\_ the park!

Write a sentence using your new sight word and read it out loud.



Name: \_\_\_\_\_

because



I am happy  
because I  
love apples!

Trace the word and read the word out loud.

because because

Write the word and read the word out loud.

Cut out the letters at the bottom of the page and paste them in the right squares to complete the sentence:

I am happy 

--	--	--	--	--	--	--	--

 I love apples!

Write your sight word on the blank lines to complete the sentence:

I am happy \_\_\_\_\_ I love apples


Write a sentence using your new sight word and read it out loud.



Name: \_\_\_\_\_

been

Have you **been** fishing?



Trace the word and read the word out loud.

been been been

Write the word and read the word out loud.

Cut out the letters at the bottom of the page and paste them in the right squares to complete the sentence:

Have you 

--	--	--	--

 fishing?

Write your sight word on the blank lines to complete the sentence:

Have you \_\_\_\_\_ fishing?


Write a sentence using your new sight word and read it out loud.



Name: \_\_\_\_\_

Let's play before it rains!

before



Trace the word and read the word out loud.

before before

Write the word and read the word out loud.


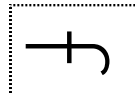
Cut out the letters at the bottom of the page and paste them in the right squares to complete the sentence:

Let's play       it rains!

Write your sight word on the blank lines to complete the sentence:

Let's play \_\_\_\_\_ it rains!

Write a sentence using your new sight word and read it out loud.



Name: \_\_\_\_\_

best

This super dog is the best!



Trace the word and read the word out loud.

best best best

Write the word and read the word out loud.

Cut out the letters at the bottom of the page and paste them in the right squares to complete the sentence:

This super dog is the 

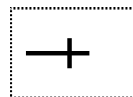
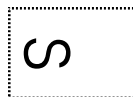

--	--	--	--

 !

Write your sight word on the blank lines to complete the sentence:

This super dog is the \_\_\_\_\_ !

Write a sentence using your new sight word and read it out loud.






Name: \_\_\_\_\_

both

We are both friendly.



Trace the word and read the word out loud.

both both both

Write the word and read the word out loud.

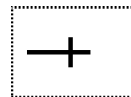
Cut out the letters at the bottom of the page and paste them in the right squares to complete the sentence:

We are     friendly.

Write your sight word on the blank lines to complete the sentence:

We are \_\_\_\_\_ friendly.

Write a sentence using your new sight word and read it out loud.



Name: \_\_\_\_\_

buy

I would like to buy  
some ice cream.



Trace the word and read the word out loud.

buy buy buy buy

Write the word and read the word out loud.

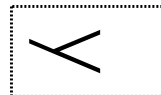
Cut out the letters at the bottom of the page and paste them in the right squares to complete the sentence:

I would like to    some ice cream.

Write your sight word on the blank lines to complete the sentence:

I would like to \_\_\_ \_\_\_ \_\_\_ some ice cream.

Write a sentence using your new sight word and read it out loud.



Name: \_\_\_\_\_

call



Can you please  
call me?

Trace the word and read the word out loud.

call call call call

Write the word and read the word out loud.

\_\_\_\_\_

Cut out the letters at the bottom of the page and paste them in the right squares to complete the sentence:

Can you please 

--	--	--	--

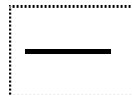
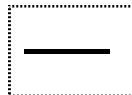
 me?

Write your sight word on the blank lines to complete the sentence:

Can you please \_\_\_\_\_ me?

Write a sentence using your new sight word and read it out loud.

\_\_\_\_\_



Name: \_\_\_\_\_

cold



Is it cold out  
today?

Trace the word and read the word out loud.

cold cold cold

Write the word and read the word out loud.

Cut out the letters at the bottom of the page and paste them in the right squares to complete the sentence:

Is it 



--	--	--	--

 out today?

Write your sight word on the blank lines to complete the sentence:


Is it \_\_\_\_\_ out today?

Write a sentence using your new sight word and read it out loud.



Name: \_\_\_\_\_

does



Does this croc  
have sharp teeth?

Trace the word and read the word out loud.

does does does

Write the word and read the word out loud.

Cut out the letters at the bottom of the page and paste them in the right squares to complete the sentence:

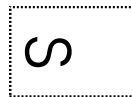


this croc have sharp teeth?

Write your sight word on the blank lines to complete the sentence:

\_\_\_\_\_ this crock have sharp teeth?

Write a sentence using your new sight word and read it out loud.



Name: \_\_\_\_\_

don't



Don't fall off  
the swing.

Trace the word and read the word out loud.

don't don't don't

Write the word and read the word out loud.

Cut out the letters at the bottom of the page and paste them in the right squares to complete the sentence:

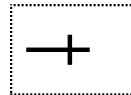


fall off the swing.

Write your sight word on the blank lines to complete the sentence:

\_\_\_\_\_ fall off the swing.

Write a sentence using your new sight word and read it out loud.



Name: \_\_\_\_\_

fast



Don't paint too fast.

Trace the word and read the word out loud.

fast fast fast

Write the word and read the word out loud.

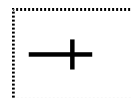
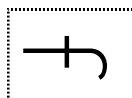
Cut out the letters at the bottom of the page and paste them in the right squares to complete the sentence:

Don't paint too     !

Write your sight word on the blank lines to complete the sentence:

Don't paint to \_\_\_\_\_ !


Write a sentence using your new sight word and read it out loud.



Name: \_\_\_\_\_

first

This is my first lamb.



Trace the word and read the word out loud.

first first first

Write the word and read the word out loud.

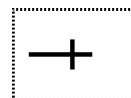
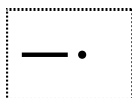
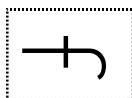
Cut out the letters at the bottom of the page and paste them in the right squares to complete the sentence:

This is my      lamb.

Write your sight word on the blank lines to complete the sentence:

This is my \_\_\_\_\_ lamb.

Write a sentence using your new sight word and read it out loud.





Name: \_\_\_\_\_

five

I have five dogs!



Trace the word and read the word out loud.

five five five

Write the word and read the word out loud.

\_\_\_\_\_

Cut out the letters at the bottom of the page and paste them in the right squares to complete the sentence:

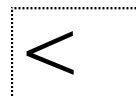
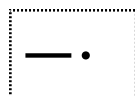
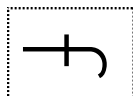
I have      dogs.

Write your sight word on the blank lines to complete the sentence:

I have \_\_\_\_\_ dogs.

Write a sentence using your new sight word and read it out loud.

\_\_\_\_\_



Name: \_\_\_\_\_

found



She found a big  
bow!

Trace the word and read the word out loud.

found found found

Write the word and read the word out loud.

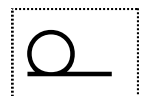
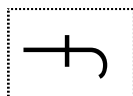
Cut out the letters at the bottom of the page and paste them in the right squares to complete the sentence:

She      a big bow!

Write your sight word on the blank lines to complete the sentence:

She \_\_\_\_\_ a big bow!

Write a sentence using your new sight word and read it out loud.



Name: \_\_\_\_\_

gave



She gave  
her pig a  
snack.

Trace the word and read the word out loud.

gave gave gave

Write the word and read the word out loud.

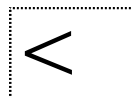
Cut out the letters at the bottom of the page and paste them in the right squares to complete the sentence:

She     her pig a snack.

Write your sight word on the blank lines to complete the sentence:

She \_\_\_\_\_ her pig a snack.

Write a sentence using your new sight word and read it out loud.






Name: \_\_\_\_\_

green

That tree is  
very green!



Trace the word and read the word out loud.

green green green

Write the word and read the word out loud.


Cut out the letters at the bottom of the page and paste them in the right squares to complete the sentence:

That tree is very      !

Write your sight word on the blank lines to complete the sentence:

That tree is very \_\_\_\_\_ !


Write a sentence using your new sight word and read it out loud.



Name: \_\_\_\_\_

it's

It's very sunny  
outside.



Trace the word and read the word out loud.

it's it's it's it's

Write the word and read the word out loud.

Cut out the letters at the bottom of the page and paste them in the right squares to complete the sentence:

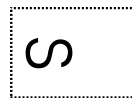
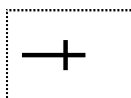
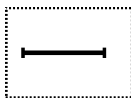


very sunny outside.

Write your sight word on the blank lines to complete the sentence:


\_\_\_\_\_ very sunny outside.

Write a sentence using your new sight word and read it out loud.



Name: \_\_\_\_\_

made



I made a small snack.

Trace the word and read the word out loud.

made made made

Write the word and read the word out loud.

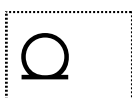
Cut out the letters at the bottom of the page and paste them in the right squares to complete the sentence:

I     a small snack.

Write your sight word on the blank lines to complete the sentence:

I \_\_\_\_\_ a small snack.

Write a sentence using your new sight word and read it out loud.



Name: \_\_\_\_\_

many



There are many fish in the sea.

Trace the word and read the word out loud.

many many many

Write the word and read the word out loud.

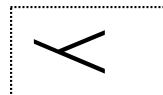
Cut out the letters at the bottom of the page and paste them in the right squares to complete the sentence:

There are     fish in the sea.

Write your sight word on the blank lines to complete the sentence:

There are \_\_\_ \_\_\_ \_\_\_ \_\_\_ fish in the sea.

Write a sentence using your new sight word and read it out loud.






Name: \_\_\_\_\_

off

That bird is trying  
to take off.



Trace the word and read the word out loud.

off off off off

Write the word and read the word out loud.

Cut out the letters at the bottom of the page and paste them in the right squares to complete the sentence:

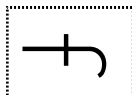
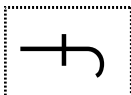
That bird is trying to take   .

Write your sight word on the blank lines to complete the sentence:

That bird is trying to take \_\_\_\_\_.  
\_\_\_\_\_  
\_\_\_\_\_

Write a sentence using your new sight word and read it out loud.

\_\_\_\_\_  
\_\_\_\_\_  
\_\_\_\_\_



Name: \_\_\_\_\_

or



Do you want a  
cookie or milk?

Trace the word and read the word out loud.

or or or or

Write the word and read the word out loud.


Cut out the letters at the bottom of the page and paste them in the right squares to complete the sentence:

Do you want a cookie   milk?

Write your sight word on the blank lines to complete the sentence:


Do you want a cookie \_\_\_ \_\_\_ milk?

Write a sentence using your new sight word and read it out loud.



Name: \_\_\_\_\_

pull



Don't pull on  
his tail.

Trace the word and read the word out loud.

pull pull pull pull

Write the word and read the word out loud.

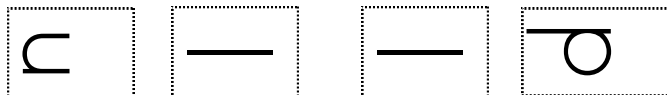
Cut out the letters at the bottom of the page and paste them in the right squares to complete the sentence:

Don't     on his tail.

Write your sight word on the blank lines to complete the sentence:

Don't \_\_\_\_\_ on his tail.


Write a sentence using your new sight word and read it out loud.



Name: \_\_\_\_\_

Do you think this cow can read?

read



Trace the word and read the word out loud.

read read read

Write the word and read the word out loud.

\_\_\_\_\_

Cut out the letters at the bottom of the page and paste them in the right squares to complete the sentence:


Do you think this cow can     ?

Write your sight word on the blank lines to complete the sentence:

Do you think this cow can \_\_\_\_\_ ?

Write a sentence using your new sight word and read it out loud.


\_\_\_\_\_



Name: \_\_\_\_\_

right

Please turn  
right here.



Trace the word and read the word out loud.

right right right

Write the word and read the word out loud.

\_\_\_\_\_

Cut out the letters at the bottom of the page and paste them in the right squares to complete the sentence:

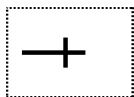
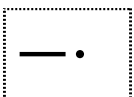

Please turn      here.

Write your sight word on the blank lines to complete the sentence:

Please turn \_\_\_\_\_ here.

Write a sentence using your new sight word and read it out loud.

\_\_\_\_\_



Name: \_\_\_\_\_

sing

He loves  
to sing!



Trace the word and read the word out loud.

sing sing sing

Write the word and read the word out loud.

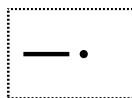
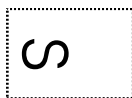
Cut out the letters at the bottom of the page and paste them in the right squares to complete the sentence:

He loves to     !

Write your sight word on the blank lines to complete the sentence:

He loves to \_\_\_\_\_ !

Write a sentence using your new sight word and read it out loud.



Name: \_\_\_\_\_

\_\_\_\_\_  
-----  
**sit**  
\_\_\_\_\_



Can you  
please sit  
down?

Trace the word and read the word out loud.

-----  
-----  
sit sit sit sit  
-----

Write the word and read the word out loud.

\_\_\_\_\_  
-----  
\_\_\_\_\_  
-----

Cut out the letters at the bottom of the page and paste them in the right squares to complete the sentence:

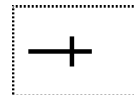

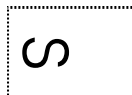
Can you please    down?

Write your sight word on the blank lines to complete the sentence:

Can you please \_\_\_ \_\_\_ \_\_\_ down?

Write a sentence using your new sight word and read it out loud.

\_\_\_\_\_  
-----  
\_\_\_\_\_  
-----



Name: \_\_\_\_\_

It is time to go to sleep.

sleep



Trace the word and read the word out loud.

sleep sleep sleep

Write the word and read the word out loud.

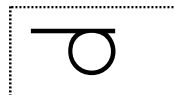

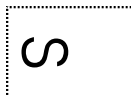
Cut out the letters at the bottom of the page and paste them in the right squares to complete the sentence:

It is time to go to     .

Write your sight word on the blank lines to complete the sentence:

It is time to go to \_\_\_\_\_.

Write a sentence using your new sight word and read it out loud.





Name: \_\_\_\_\_

tell



Can you tell  
that I like  
flowers?

Trace the word and read the word out loud.

tell tell tell tell

Write the word and read the word out loud.

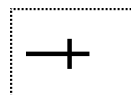
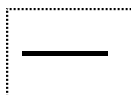

Cut out the letters at the bottom of the page and paste them in the right squares to complete the sentence:

Can you     I like flowers?

Write your sight word on the blank lines to complete the sentence:

Can you \_\_\_\_\_ I like flowers?

Write a sentence using your new sight word and read it out loud.



Name: \_\_\_\_\_

their

Their cat  
is red.



Trace the word and read the word out loud.

their their their

Write the word and read the word out loud.

Cut out the letters at the bottom of the page and paste them in the right squares to complete the sentence:


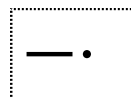
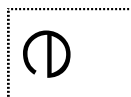
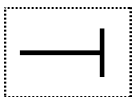


cat is red.

Write your sight word on the blank lines to complete the sentence:

\_\_\_\_\_ cat is red.

Write a sentence using your new sight word and read it out loud.



Name: \_\_\_\_\_

these

These frogs are green.



Trace the word and read the word out loud.

these these these

Write the word and read the word out loud.

Cut out the letters at the bottom of the page and paste them in the right squares to complete the sentence:

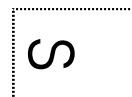
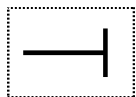


frogs are green.

Write your sight word on the blank lines to complete the sentence:

\_\_\_\_\_ frogs are green.


Write a sentence using your new sight word and read it out loud.



Name: \_\_\_\_\_

those

Those  
bananas are  
ripe.



Trace the word and read the word out loud.

those those those

Write the word and read the word out loud.

Cut out the letters at the bottom of the page and paste them in the right squares to complete the sentence:

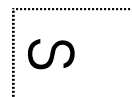
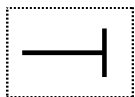


bananas are ripe.

Write your sight word on the blank lines to complete the sentence:

\_\_\_\_\_ bananas are ripe.

Write a sentence using your new sight word and read it out loud.



Name: \_\_\_\_\_

upon

Once upon a  
time...



Trace the word and read the word out loud.

upon upon upon

Write the word and read the word out loud.

Cut out the letters at the bottom of the page and paste them in the right squares to complete the sentence:

Once     a time...

Write your sight word on the blank lines to complete the sentence:

Once \_\_\_\_\_ a time...

Write a sentence using your new sight word and read it out loud.



Name: \_\_\_\_\_

us

TALENT  
SHOW



They want us to  
do a show.

Trace the word and read the word out loud.

us us us us us

Write the word and read the word out loud.

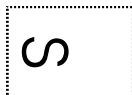
Cut out the letters at the bottom of the page and paste them in the right squares to complete the sentence:

They want   to do a show.

Write your sight word on the blank lines to complete the sentence:

They want \_\_\_ \_\_\_ to do a show.

Write a sentence using your new sight word and read it out loud.



Name: \_\_\_\_\_

use



Make sure to use  
a helmet.

Trace the word and read the word out loud.

use use use use

Write the word and read the word out loud.

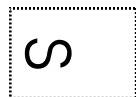
Cut out the letters at the bottom of the page and paste them in the right squares to complete the sentence:

Make sure to    a helmet.

Write your sight word on the blank lines to complete the sentence:

Make sure to \_\_\_\_\_ a helmet.

Write a sentence using your new sight word and read it out loud.



Name: \_\_\_\_\_

very



Those fish are  
very colorful.

Trace the word and read the word out loud.

very very very

Write the word and read the word out loud.

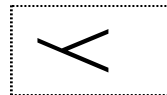

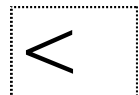
Cut out the letters at the bottom of the page and paste them in the right squares to complete the sentence:

Those fish are     colorful.

Write your sight word on the blank lines to complete the sentence:

Those fish are \_\_\_\_\_ colorful.

Write a sentence using your new sight word and read it out loud.






Name: \_\_\_\_\_

wash

We need to  
wash our car.



Trace the word and read the word out loud.

wash wash wash

Write the word and read the word out loud.

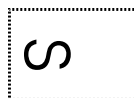
Cut out the letters at the bottom of the page and paste them in the right squares to complete the sentence:

We need to     our car.

Write your sight word on the blank lines to complete the sentence:

We need to \_\_\_\_\_ our car.

Write a sentence using your new sight word and read it out loud.



Name: \_\_\_\_\_

which



Which tent  
should we sleep  
in?

Trace the word and read the word out loud.

which      which      which

Write the word and read the word out loud.

\_\_\_\_\_

Cut out the letters at the bottom of the page and paste them in the right squares to complete the sentence:



tent should we sleep in?

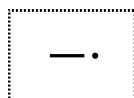
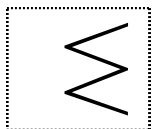
Write your sight word on the blank lines to complete the sentence:

\_\_\_\_\_ tent should we sleep in?

Write a sentence using your new sight word and read it out loud.

\_\_\_\_\_

Cut out letters -> 



Name: \_\_\_\_\_

why

Why does he  
have my sock?




Trace the word and read the word out loud.

why why why why

Write the word and read the word out loud.

Cut out the letters at the bottom of the page and paste them in the right squares to complete the sentence:

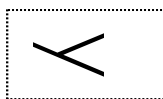
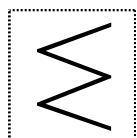


\_\_\_\_\_ does he have my sock?

Write your sight word on the blank lines to complete the sentence:

\_\_\_\_\_ does he have my sock?


Write a sentence using your new sight word and read it out loud.



Name: \_\_\_\_\_

wish

It is fun to wish  
upon a star!



Trace the word and read the word out loud.

wish wish wish

Write the word and read the word out loud.

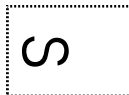
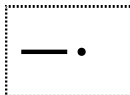
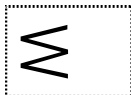
Cut out the letters at the bottom of the page and paste them in the right squares to complete the sentence:

It is fun to     upon a star!

Write your sight word on the blank lines to complete the sentence:

It is fun to \_\_\_\_\_ upon a star!


Write a sentence using your new sight word and read it out loud.



Name: \_\_\_\_\_

work

Jump rope is hard work!



Trace the word and read the word out loud.

work work work

Write the word and read the word out loud.

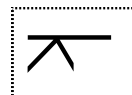

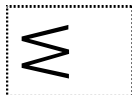
Cut out the letters at the bottom of the page and paste them in the right squares to complete the sentence:

Jump rope is hard     !

Write your sight word on the blank lines to complete the sentence:

Jump rope is hard \_\_\_\_\_ !

Write a sentence using your new sight word and read it out loud.



Name: \_\_\_\_\_

would

I would like a snack please.



Trace the word and read the word out loud.

would would would

Write the word and read the word out loud.

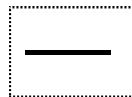
Cut out the letters at the bottom of the page and paste them in the right squares to complete the sentence:

I      like a snack please.

Write your sight word on the blank lines to complete the sentence:

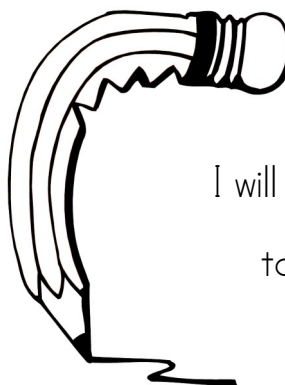
I \_\_\_\_\_ like a snack please.

Write a sentence using your new sight word and read it out loud.



Name: \_\_\_\_\_

write



I will write a letter  
to my mom.

Trace the word and read the word out loud.

write write write

Write the word and read the word out loud.

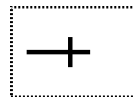
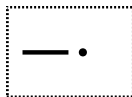

Cut out the letters at the bottom of the page and paste them in the right squares to complete the sentence:

I will      a letter to my mom.

Write your sight word on the blank lines to complete the sentence:

I will \_\_\_\_\_ a letter to my mom.

Write a sentence using your new sight word and read it out loud.



Name: \_\_\_\_\_

your

Can I join  
your lunch?



Trace the word and read the word out loud.

your your your

Write the word and read the word out loud.

Cut out the letters at the bottom of the page and paste them in the right squares to complete the sentence:

Can I join     lunch?

Write your sight word on the blank lines to complete the sentence:

Can I join \_\_\_\_\_ lunch?

Write a sentence using your new sight word and read it out loud.

