

Secoroc Rock Drilling Tools

Product catalogue – DTH equipment



Sustainable Productivity

Atlas Copco



Contents

Guide to product codes.....	5–7
Bit shanks.....	8
Drill bits.....	9–25
Hammers	26–29
Reverse circulation	30–31
Economy kits	32
Utility power pole drills	33
Cluster drills.....	33
Hydrocyclones.....	34
Jet subs	34
Oils	35
Backhammers	36
Breakout bench	36
Drill pipes.....	37–40
Adapters.....	41–43
Service.....	44



Atlas Copco Secoroc

has the broadest range of hammers, bits, and related equipment of any supplier in the world. This means more choices for you. It means you can work with the strongest support network in the industry, regardless of your equipment needs. It means that you can look to one reliable and time-tested source for all your equipment needs.

Of course, you'd expect Atlas Copco Secoroc to have the most productive DTH hammers in the world. And we do. But maybe your situation calls for the utmost in reliability. Or perhaps your application demands technology that has been tested and proven through years of field use. Whatever your needs, check out our many choices before settling for less. Each of our DTH hammers is designed for optimum performance in one or more of seventeen typical applications on a price vs. performance basis. We are the only manufacturer to offer both first and second choice solutions in every single application.

It's all right here. At Atlas Copco Secoroc.

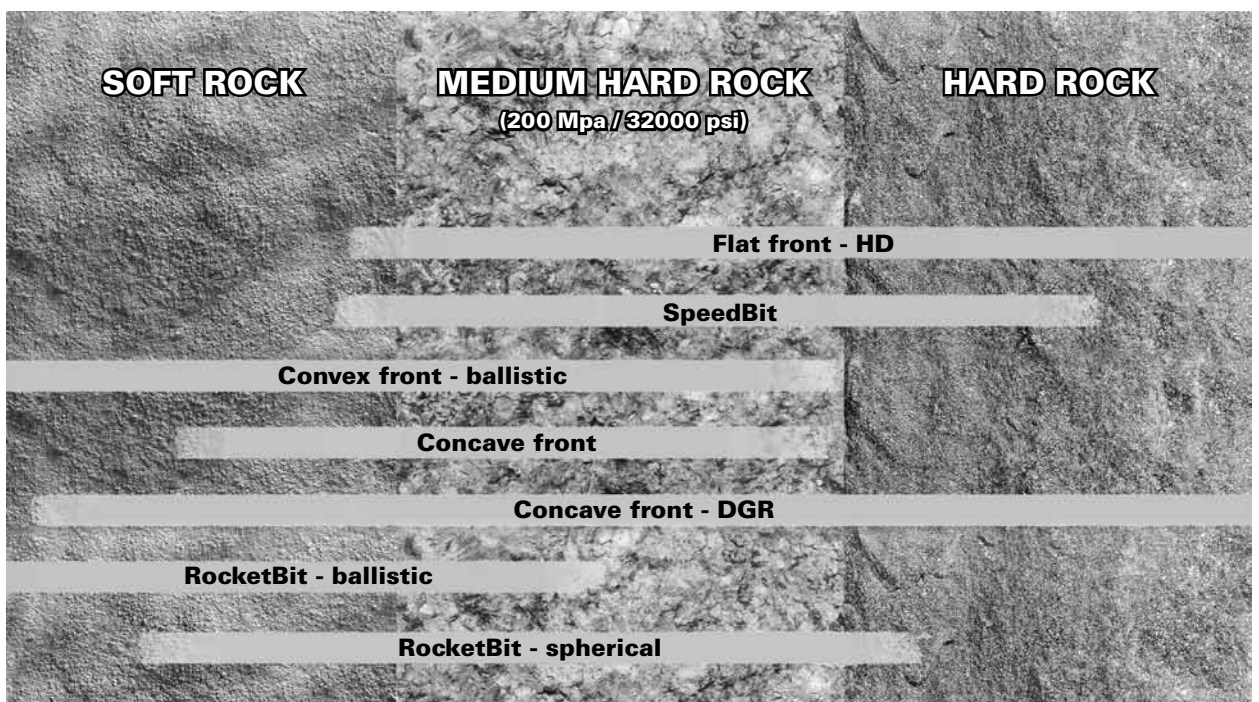
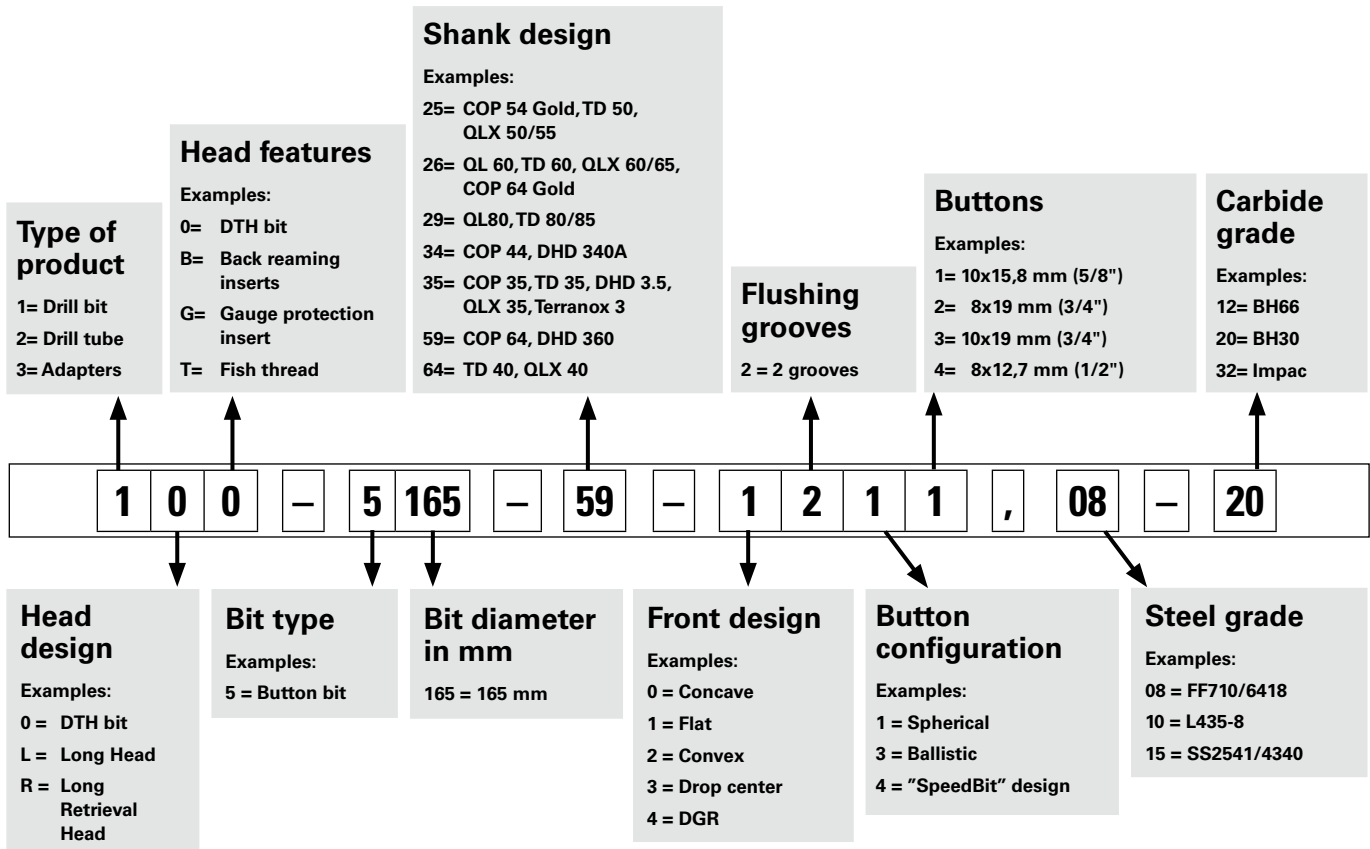
Product codes

Product codes are a valuable tool to describe and identify the product. In the code structure we have tried to describe the product features with Alfa-numerical system and not always 100% logical, but with the attached key you will be able find the product you are looking for or an alternative product.

tem and not always 100% logical, but with the attached key you will be able find the product you are looking for or an alternative product.

Codes for DTH bits

Example: 100-5165-59-1211,08-20 = 165 mm DHD 360

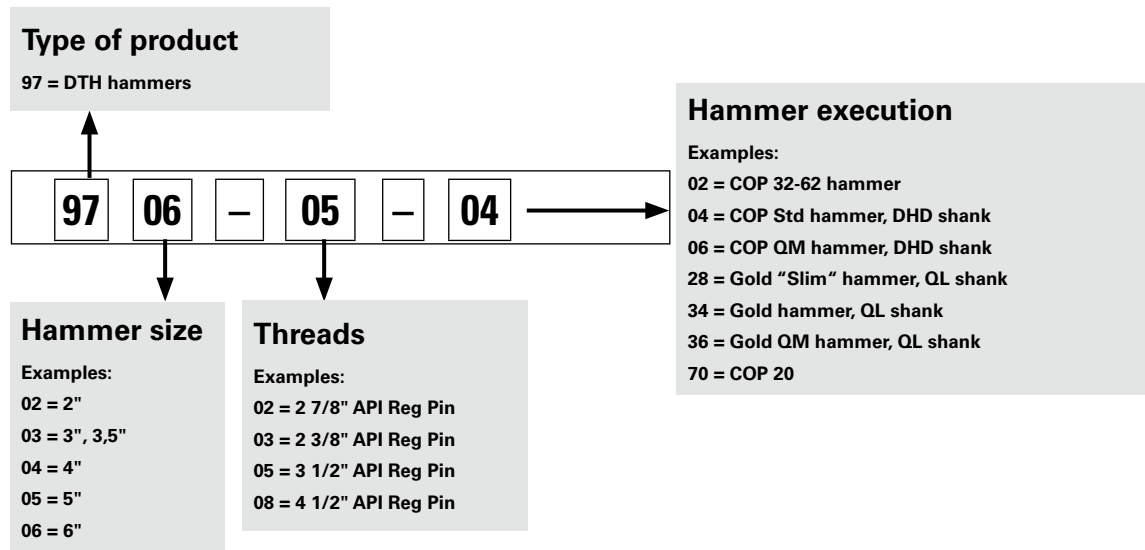


Bit designs and rock types

Codes

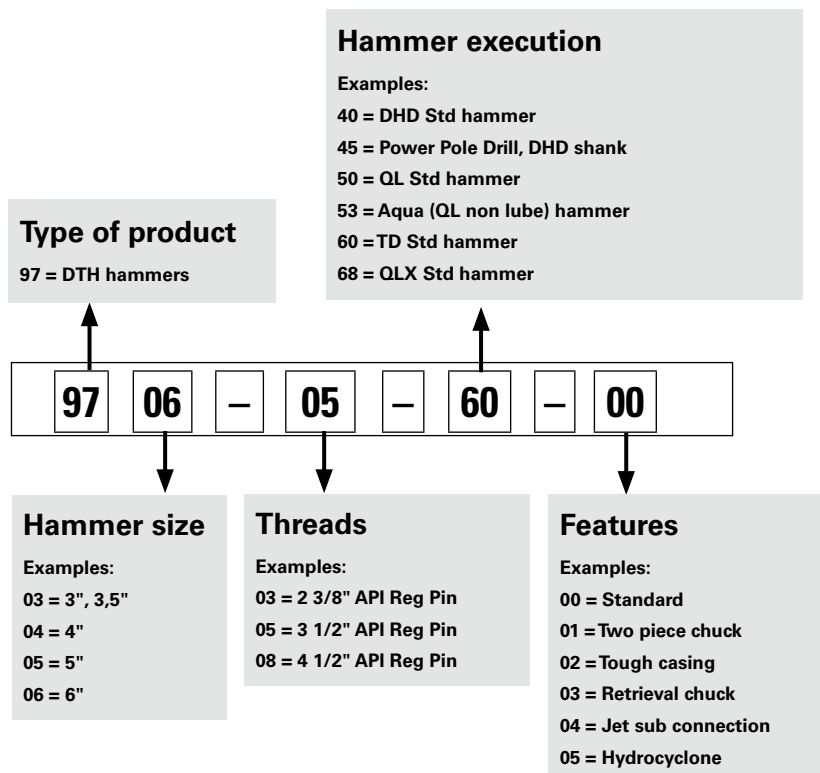
Codes for COP hammers

Example: 9706-05-04 = COP 64 Std, 3 1/2" API Reg Pin



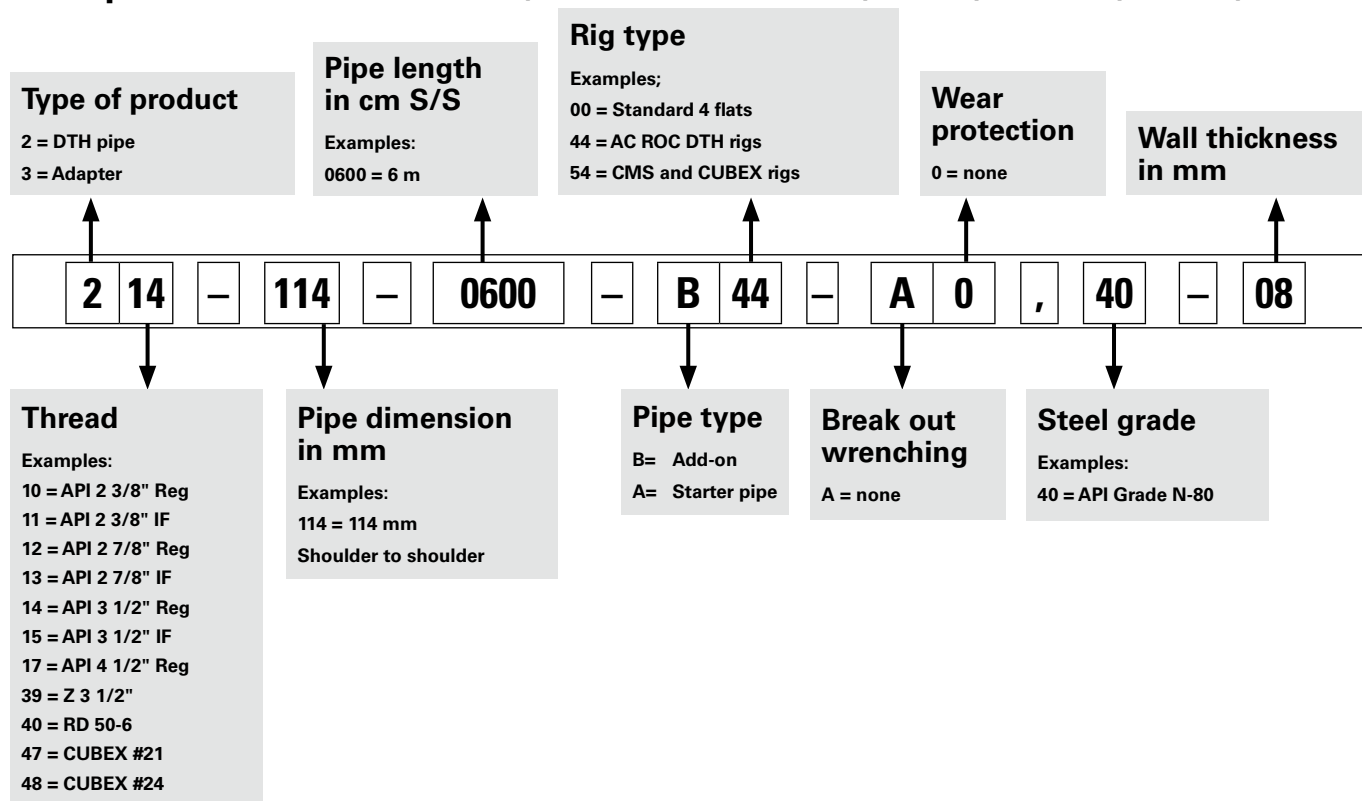
Codes for DHD Classic, QL, QLX and TD hammers

Example: 9706-05-50-00 = QL 60, 3 1/2" API Reg



Codes for DTH pipes

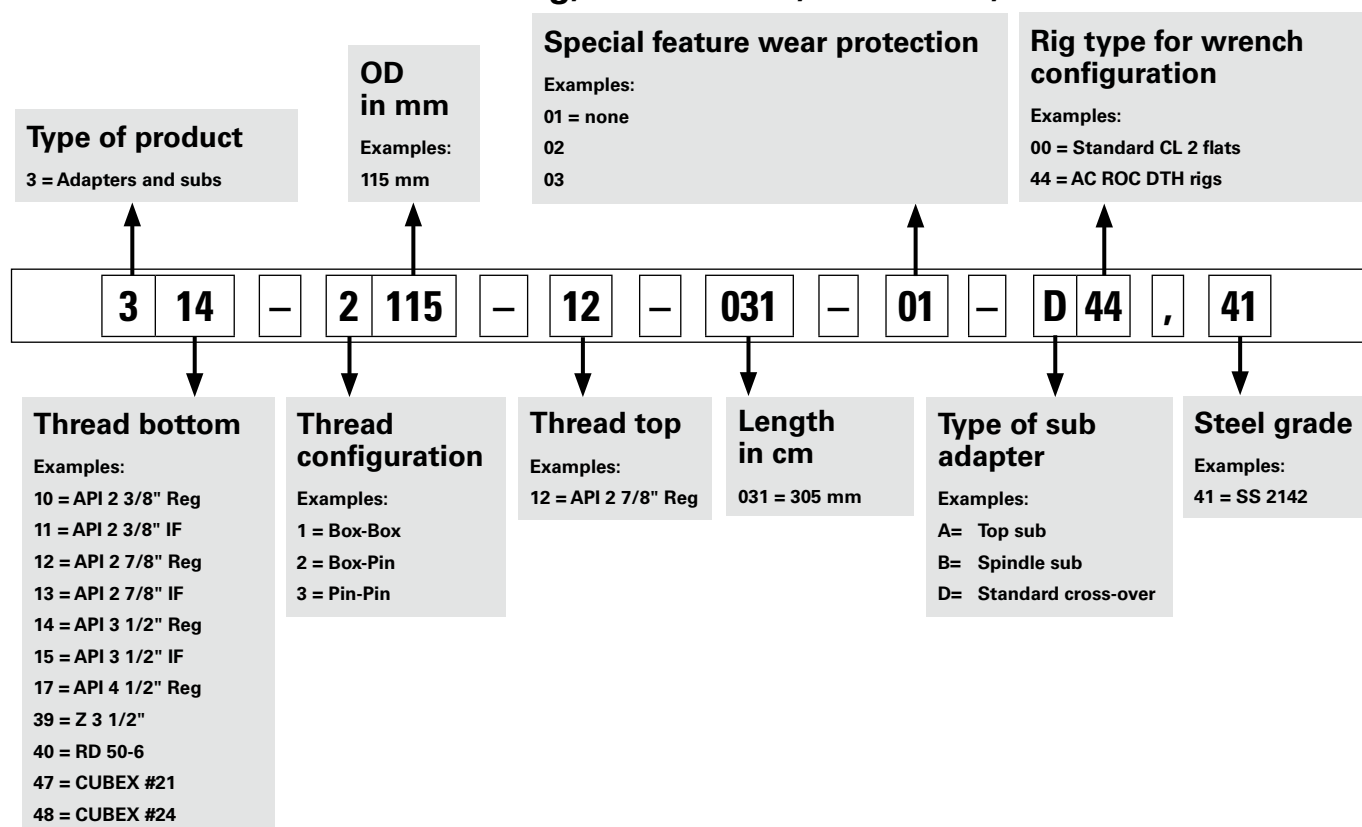
Example: 214-114-0600-B44-A0,40-08 = OD 114 mm, L 6 m, ROC L8, wall 8,8 mm




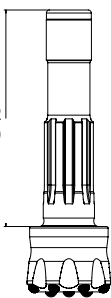
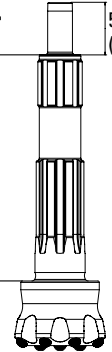
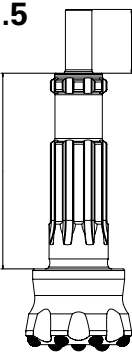
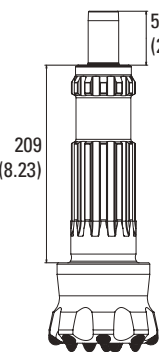
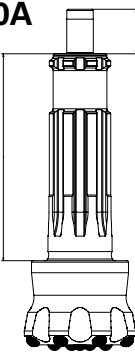
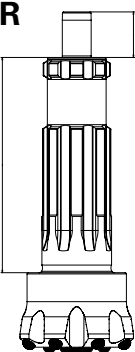
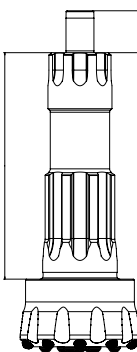
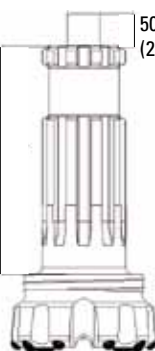
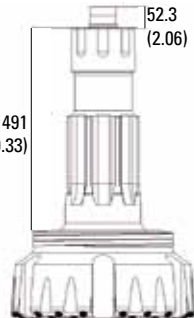
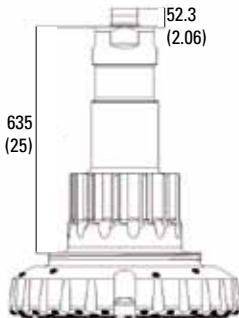
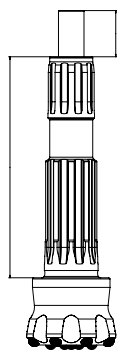
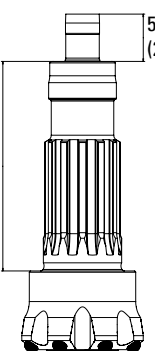
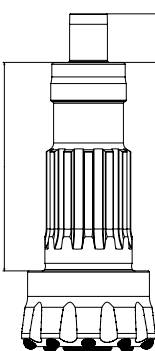

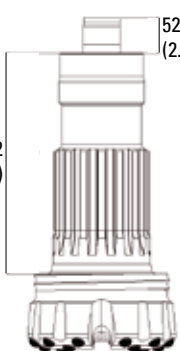
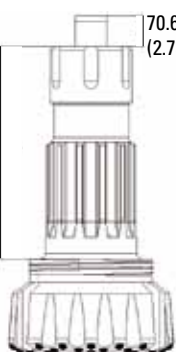
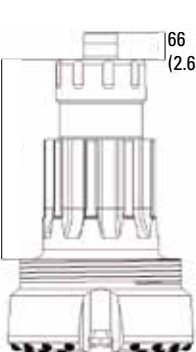
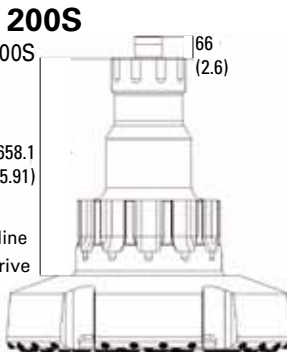
Codes for adapters

Example: 314-2115-12-031-01-D44,41

= Box-Pin 3 1/2"x2 7/8" API Reg, OD 115 mm, L 305 mm, ROC



Bit shanks

<p>BR 2 COP 20</p>  <p>165 (6.49)</p> <p>6 spline</p>	<p>COP 32 COP 32</p>  <p>215.2 (8.47)</p> <p>8 spline</p>	<p>COP 34 COP 34</p>  <p>57 (2.24)</p> <p>245 (9.64)</p> <p>8 spline</p>	<p>DHD 3.5 COP 35 TD 35.2 QLX 35 DHD 3.5 Terranox 3</p>  <p>58.9 (2.32)</p> <p>180.9 (7.12)</p> <p>8 spline</p>
<p>TD 40 COP 44 G QLX 40</p>  <p>57 (2.24)</p> <p>209 (8.23)</p> <p>12 spline</p>	<p>DHD 340A COP 44 DHD 4 QL 340 Terranox 4</p>  <p>45 (1.77)</p> <p>209 (8.23)</p> <p>8 spline</p>	<p>DHD 350R COP 54 DHD 5 Terranox 5</p>  <p>55 (2.17)</p> <p>260 (10.24)</p> <p>8 spline</p>	<p>DHD 360 COP 64 DHD 6 Terranox 6</p>  <p>57 (2.24)</p> <p>308 (12.12)</p> <p>8 spline</p>
<p>DHD 380 DHD 8 Terranox 8</p>  <p>50.8 (2)</p> <p>350 (13.78)</p> <p>10 spline</p>	<p>DHD 112 DHD 112</p>  <p>52.3 (2.06)</p> <p>491 (19.33)</p> <p>8 spline Pin drive</p>	<p>DHD 112S DHD 112S</p>  <p>52.3 (2.06)</p> <p>635 (25)</p> <p>12 spline Pin drive</p>	<p>QL 40 QL 40</p>  <p>58.4 (2.3)</p> <p>279.4 (11)</p> <p>10 spline</p>
<p>QL 50 QL 50 TD 50 COP 54 G</p>  <p>54.1 (2.13)</p> <p>239.6 (21.68)</p> <p>12 spline</p>	<p>QL 60 QL 60 TD 60/65/70 COP 64 G</p>  <p>59 (2.32)</p> <p>253.3 (9.97)</p> <p>12 spline</p>	<p>QL 80 QL 80 TD 80 TD 85</p>  <p>52.3 (2.05)</p> <p>332 (13.07)</p> <p>16 spline</p>	<p>TD 90 TD 90</p>  <p>52.3 (2.06)</p> <p>332 (13.07)</p> <p>16 spline</p>
<p>QL 120 QL 120</p>  <p>70.6 (2.78)</p> <p>491 (19.33)</p> <p>12 spline Pin drive</p>	<p>QL 200 QL 200</p>  <p>66 (2.6)</p> <p>492.2 (19.38)</p> <p>9 spline Pin drive</p>	<p>QL 200S QL 200S</p>  <p>66 (2.6)</p> <p>658.1 (25.91)</p> <p>12 spline Pin drive</p>	

Selecting the right bit

Atlas Copco Secoroc has a comprehensive range of DTH drill bits to match all conceivable applications. Each bit is made from quality alloy steel, and has been precision machined to produce a perfect body, heat treated to the required hardness, given surface compression for fatigue resistance, and fitted with precision buttons manufactured in-house.

Five basic designs are available: Convex, Flat front, SpeedBit, Concave, and RocketBit. These are designed for specific applications for all rock types, hardness's and conditions

Bit life and rate of penetration are the most important criteria in selecting the right bit for a particular application. In most cases, the focus is on productivity, so the fast cuttings removal features of the SpeedBit and Convex/Ballistic designs are preferable, to ensure the buttons are cutting clean, with the minimum of re-crushing.

In hard and abrasive formations, however, the flat front design offers best bit life, having strong gauge rows with large spherical buttons which are easy to regrind and maintain. The SpeedBit offers improved produc-

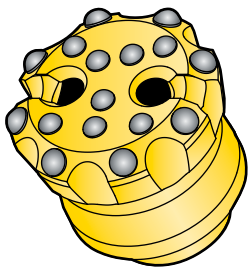
tivity with the same gauge as the Flat front, but with ballistic buttons in the front for faster penetration. An alternative is the Concave design with spherical buttons.

The RocketBit can be dressed with ballistic buttons for use in soft to medium hard formations where fractured rock can be expected, or can be supplied with spherical buttons for hard and abrasive formations.

Bits are manufactured to match all diameters of Secoroc hammers.



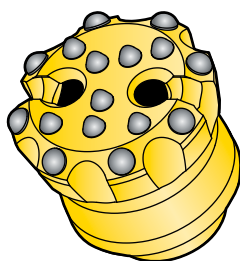
Drill bits – standard assortment



Flat front

Applications:
Hard and abrasive formations, all round.

Typical formations:
Granite, hard limestone, basalt.

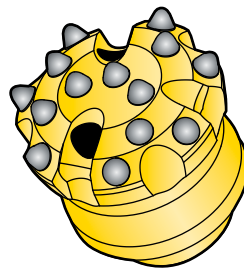


SpeedBit

Applications:
Medium hard to hard and abrasive formations. For higher productivity.

Design feature:
Ballistic buttons in front.

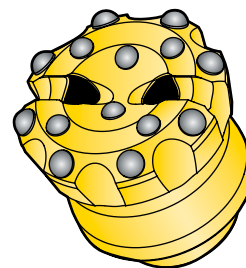
Typical formations:
Granite, hard limestone, basalt.



Convex front, ballistic

Applications:
Soft to medium hard rock. Non abrasive formations. High penetration rate.

Typical formations:
Limestone, hard limestone, shale.

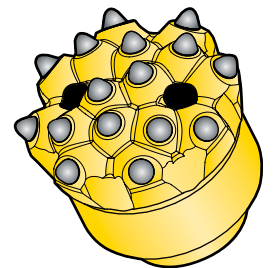


Concave front

Applications:
Medium hard to hard formations. Less abrasive, fractured formations. Excellent control over hole deviation.

Design feature:
HD - larger gauge buttons. DGR - double (overlapPing) gauge row. Only from 8".

Typical formations:
Granite, hard limestone, basalt.



RocketBit

Applications:
Soft to medium hard formations. For exceptional productivity. Fractured rock.

Design feature:
Spherical buttons for hard and abrasive formations. Ballistic buttons for soft formations.

Typical formations:
Limestone, hard limestone.

Drill bits

BR 2 shank (COP 20 hammer)

Diameter		Product No.	Product code	No. x Button diameter, mm (inch)			Gauge/Button angle°		Flushing holes	Weight approx	
mm	inch			Outer	Inner	Front	Outer	Inner		kg	lbs
FLAT FRONT											
70	2 3/4	93501726	100-5070-44-121E,33-22	6x10, Spherical		5x10, Spherical	35		2	2,2	4.9
72	2 7/8	93501002	100-5072-44-121E,33-22	6x10, Spherical		4x10, Spherical	35		2	2,2	4.9
76	3	93501005	100-5076-44-1B1F,33-22	6x12, Spherical		4x10, Spherical	35		2	2,3	5.1
76	3	93501006	100-5076-44-1B2F,33-22	6x12, Semi-Ballistic		4x10, Semi-Ballistic	35		2	2,3	5.1
76	3	93501446	100-5076-44-1B4F,33-22	6x12, Ballistic		4x10, Semi-Ballistic	35		2	2,3	5.1
79	3 1/8	93501007	100-5079-44-1B1F,33-22	6x12, Spherical		5x10, Spherical	35		2	2,5	5.5
80	3 3/16	93501008	100-5080-44-1B1F,33-22	6x12, Spherical		5x10, Spherical	35		2	2,5	5.5
89	3 1/2	93501725	100-5089-44-121F,33-22	6x12, Spherical		6x10, Spherical	35		2	2,7	6.0
95	3 3/4	93501011	100-5095-44-121F,33-22	6x12, Spherical		6x10, Spherical	35		2	2,7	6.0
CONCAVE											
95	3 3/4	93501010	100-5095-44-024F,33-22	6x12, Spherical		6x10, Semi-Ballistic	35		2	2,7	6.0
CONVEX											
70	2 3/4	93501000	100-5070-44-221E,33-22	6x10, Spherical		5x10, Spherical	35		2	2,2	4.9
70	2 3/4	93501001	100-5070-44-224E,33-22	6x10, Spherical		5x10, Semi-Ballistic	35		2	2,2	4.9
76	3	93501003	100-5076-44-221F,33-22	6x12, Spherical		5x10, Spherical	35		2	2,3	5.1
76	3	93501004	100-5076-44-224F,33-22	6x12, Spherical		5x10, Semi-Ballistic	35		2	2,3	5.1
89	3 1/2	93501009	100-5089-44-224F,33-22	6x12, Spherical		7x10, Semi-Ballistic	35		2	2,7	6.0
96	3 3/4	93501012	100-5096-44-223A,33-22	7x12, Ballistic		6x12, Ballistic	35		2	2,7	6.0

COP 32 shank (COP 32 hammer)

Diameter		Product No.	Product code	No. x Button diameter, mm (inch)			Gauge/Button angle°		Flushing holes	Weight approx	
mm	inch			Outer	Inner	Front	Outer	Inner		kg	lbs
FLAT FRONT											
85	3 3/8	90513728	100-5085-39-1216,10-20	8x11 (7/16)		6x11 (7/16)	35		2	4,5	9.9
90	3 9/16	90513729	100-5090-39-1216,10-20	8x11 (7/16)		7x11 (7/16)	35		2	4,6	10.1
100	3 15/16	90513730	100-5100-39-1216,10-20	8x11 (7/16)		7x11 (7/16)	35		2	4,7	10.4
SPEEDBIT											
85	3 3/8	90513731	100-5085-39-1256,10-20	8x11 (7/16)		6x11 (7/16)	35		2	4,6	10.1
90	3 9/16	90513732	100-5090-39-1256,10-20	8x11 (7/16)		7x11 (7/16)	35		2	4,6	10.1
100	3 15/16	90513733	100-5100-39-1256,10-20	8x11 (7/16)		7x11 (7/16)	35		2	7,6	16.8
CONVEX BALLISTIC											
85	3 3/8	90513734	100-5085-39-2236,10-20	7x11 (7/16)	4x11 (7/16)	2x11 (7/16)	40	20	2	4,4	9.7
90	3 9/16	90513735	100-5090-39-223A,10-20	7x12.7 (1/2)	4x12.7 (1/2)	2x12.7 (1/2)	40	20	2	4,5	9.9
100	3 15/16	90513736	100-5100-39-223A,10-20	7x12.7 (1/2)	4x12.7 (1/2)	2x12.7 (1/2)	40	20	2	4,8	10.6
ROCKET BIT											
90	3 9/16	90515758	100-5090-39-623A,10-20	7x12.7 (1/2)	4x12.7 (1/2)	2x12.7 (1/2)	40	20	2	5	11.0

COP 34 shank (COP 34 hammer)

Diameter		Product No.	Product code	No. x Button diameter, mm (inch)			Gauge/Button angle°			Flushing holes	Weight approx		
mm	Inch			Outer	Inner	Front	Outer	Inner	kg		lbs		
FLAT FRONT													
90	3 9/16	90510853	100-5090-31-1214,10-20	8x12.7 (1/2)		7x11 (7/16)			35		2	5,7	12.6
92	3 5/8	90513705	100-5092-31-1214,10-20	8x12.7 (1/2)		7x11 (7/16)			35		2	5,7	12.6
95	3 3/4	90513706	100-5095-31-1214,10-20	8x12.7 (1/2)		7x11 (7/16)			35		2	5,8	12.8
100	3 15/16	90513707	100-5100-31-121A,10-20	8x12.7 (1/2)		7x12.7 (1/2)			35		2	6	13.2
105	4 1/8	90513708	100-5105-31-1210,10-20	8x14.5		7x12.7 (1/2)			35		2	6,2	13.7
SPEEDBIT													
92	3 5/8	90513709	100-5092-31-1254,10-20	8x12.7 (1/2)		7x11 (7/16)			35		2	5,7	12.6
95	3 3/4	90513710	100-5095-31-1254,10-20	8x12.7 (1/2)		7x11 (7/16)			35		2	5,8	12.8
100	3 15/16	90513711	100-5100-31-125A,10-20	8x12.7 (1/2)		7x12.7 (1/2)			35		2	6	13.2
105	4 1/8	90513712	100-5105-31-1250,10-20	8x14.5 (9/16)		7x12.7 (1/2)			35		2	6,2	13.7
CONVEX BALLISTIC													
92	3 5/8	90513701	100-5092-31-223A,10-20	7x12.7 (1/2)	4x12.7 (1/2)	2x12.7 (1/2)			40	20	2	5,5	12.1
95	3 3/4	90513702	100-5095-31-223A,10-20	7x12.7 (1/2)	4x12.7 (1/2)	2x12.7 (1/2)			40	20	2	5,6	12.3
100	3 15/16	90513703	100-5100-31-223A,10-20	7x12.7 (1/2)	4x12.7 (1/2)	2x12.7 (1/2)			40	20	2	5,7	12.6
105	4 1/8	90513704	100-5105-31-2239,10-20	7x14.5 (9/16)	4x14.5 (9/16)	2x14.5 (9/16)			40	20	2	5,9	13.0
ROCKET BIT													
95	3 3/4	90515561	100-5095-31-623A,10-20	7x12.7 (1/2)	4x12.7 (1/2)	2x12.7 (1/2)			40	20	2	5,9	13.0
FOOT VALVE		86007736	9279										
ASSEMBLY TOOL		89000841	9178										

DHD 3.5 shank (COP 35, TD 35.2, QLX 35, DHD 3.5, Terranox 3 hammers)

Diameter		Product No.	Product code	No. x Button diameter, mm (inch)				Gauge/Button angle°			Flushing holes	Weight approx		
mm	inch			Outer	Inner	Front	Cone	Outer	Inner	Cone		kg	lbs	
FLAT FRONT														
90	3 9/16	90515317	100-5090-35-1214,10-20	8x12.7 (1/2)		7x11 (7/16)			35		2	5,8	12.8	
92	3 5/8	90515318	100-5092-35-1214,10-20	8x12.7 (1/2)		7x11 (7/16)			35		2	5,8	12.8	
95	3 3/4	90515319	100-5095-35-1214,10-20	8x12.7 (1/2)		7x11 (7/16)			35		2	5,9	13.0	
100	3 15/16	90515320	100-5100-35-121A,10-20	8x12.7 (1/2)		7x12.7 (1/2)			35		2	6,1	13.4	
105	4 1/8	90515321	100-5105-35-1210,10-20	8x14.5 (9/16)		7x12.7 (1/2)			35		2	6,3	13.9	
SPEEDBIT														
92	3 5/8	90515322	100-5092-35-1254,10-20	8x12.7 (1/2)		7x11 (7/16)			35		2	5,8	12.8	
95	3 3/4	90515323	100-5095-35-1254,10-20	8x12.7 (1/2)		7x11 (7/16)			35		2	5,9	13.0	
100	3 15/16	90515324	100-5100-35-125A,10-20	8x12.7 (1/2)		7x12.7 (1/2)			35		2	6,1	13.4	
105	4 1/8	90515325	100-5105-35-1250,10-20	8x14.5 (9/16)		7x12.7 (1/2)			35		2	6,3	13.9	
CONVEX BALLISTIC														
92	3 5/8	90515326	100-5092-35-223A,10-20	7x12.7 (1/2)	4x12.7 (1/2)	2x12.7 (1/2)			40	20	2	5,5	12.1	
95	3 3/4	90515327	100-5095-35-223A,10-20	7x12.7 (1/2)	4x12.7 (1/2)	2x12.7 (1/2)			40	20	2	5,6	12.3	
100	3 15/16	90515328	100-5100-35-223A,10-20	7x12.7 (1/2)	4x12.7 (1/2)	2x12.7 (1/2)			40	20	2	5,6	12.3	
105	4 1/8	90515329	100-5105-35-2239,10-20	7x14.5 (9/16)	4x14.5 (9/16)	2x14.5 (9/16)			40	20	2	5,8	12.8	
CONCAVE														
100	3 15/16	90515330	100-5100-35-021A,10-20	8x12.7 (1/2)		4x12.7 (1/2)	2x12.7 (1/2)		35		-20	2	5,2	11.4
ROCKET BIT														
90	3 9/16	90515757	100-5090-35-623A,10-20	7x12.7 (1/2)	4x12.7 (1/2)	2x12.7 (1/2)			40	20	2	5,1	11.2	
95	3 3/4	90515700	100-5095-35-623A,10-20	7x12.7 (1/2)	4x12.7 (1/2)	2x12.7 (1/2)			40	20	2	5,3	11.7	
FOOT VALVE		90515375	9091-90515375											
ASSEMBLY TOOL		90515511	9110-90515511											

Drill bits

DHD 340A shank (COP 44, DHD 4, QL 340, Terranox 4 hammers)

Diameter		Product No.	Product code	No. × Button diameter, mm (inch)					Gauge/Button angle°				Flushing holes	Weight approx	
mm	inch			Outer	Outer	Inner	Front	Cone	Outer	Middle	Inner	Cone		kg	lbs
FLAT FRONT															
105	4 1/8	90513713	100-5105-34-1210,10-20	8x14.5 (9/16)			7x12.7 (1/2)		35				2	8,6	19.0
110	4 5/16	90513714	100-5110-34-1210,10-20	8x14.5 (9/16)			7x12.7 (1/2)		35				2	8,8	19.4
115	4 1/2	90513715	100-5115-34-1210,10-20	8x14.5 (9/16)			8x12.7 (1/2)		35				2	9	19.8
125	4 15/16	90513716	100-5125-34-1210,10-20	8x14.5 (9/16)			10x12.7 (1/2)		35				2	9,5	20.9
130	5 1/8	90515203	100-5130-34-1218,10-20	8x15.83 (5/8)			8x14.5 (9/16)		35				2	9,9	21.8
SPEEDBIT															
105	4 1/8	90513718	100-5105-34-1250,10-20	8x14.5 (9/16)			7x12.7 (1/2)		35				2	8,6	19.0
110	4 5/16	90513719	100-5110-34-1250,10-20	8x14.5 (9/16)			7x12.7 (1/2)		35				2	8,8	19.4
115	4 1/2	90513720	100-5115-34-1250,10-20	8x14.5 (9/16)			8x12.7 (1/2)		35				2	9	19.8
125	4 15/16	90513721	100-5125-34-1250,10-20	8x14.5 (9/16)			10x12.7 (1/2)		35				2	9,7	21.4
130	5 1/8	90513722	100-5130-34-1250,10-20	8x14.5 (9/16)			10x12.7 (1/2)		35				2	9,7	21.4
CONCAVE															
105	4 1/8	90514994	100-5105-34-0210,10-20	8x14.5 (9/16)			4x12.7 (1/2)	2x12.7 (1/2)	35			-20	2	8,6	19.0
110	4 5/16	90514995	100-5110-34-0210,10-20	8x14.5 (9/16)			4x12.7 (1/2)	2x12.7 (1/2)	35			-20	2	8,6	19.0
115	4 1/2	90514996	100-5115-34-0210,10-20	8x14.5 (9/16)			4x12.7 (1/2)	2x12.7 (1/2)	35			-20	2	9	19.8
121	4 3/4	90514999	100-5121-34-0210,10-20	8x14.5 (9/16)			4x12.7 (1/2)	4x12.7 (1/2)	35			-20	2	9,1	20.1
130	5 1/8	90515551	100-5130-34-0218,10-20	8x15.83 (5/8)			4x14.5 (9/16)	3x14.5 (9/16)	35			-20	2	9,4	20.7
CONVEX BALLISTIC															
105	4 1/8	90513723	100-5105-34-2239,10-20	7x14.5 (9/16)		4x14.5 (9/16)	2x14.5 (9/16)		40		20		2	8,3	18.3
110	4 5/16	90513724	100-5110-34-2230,10-20	7x14.5 (9/16)		4x14.5 (9/16)	2x14.5 (9/16)		40		20		2	8,3	18.3
115	4 1/2	90513725	100-5115-34-2239,10-20	7x14.5 (9/16)		4x14.5 (9/16)	3x14.5 (9/16)		40		20		2	8,6	19.0
125	4 15/16	90513726	100-5125-34-223A,10-20	9x12.7 (1/2)		6x12.7 (1/2)	5x12.7 (1/2)		40		20		3	8,8	19.4
130	5 1/8	90513727	100-5130-34-223A,10-20	9x12.7 (1/2)		6x12.7 (1/2)	5x12.7 (1/2)		40		20		3	9,2	20.3
ROCKET BIT - BALLISTIC															
110	4 5/16	90515306	100-5110-34-623A-10-20	8x12.7 (1/2)	4x12.7 (1/2)	2x12.7 (1/2)	2x12.7 (1/2)		45	30	15		2	8,7	19.2
115	4 1/2	90515305	100-5115-34-623A-10-20	8x12.7 (1/2)	4x12.7 (1/2)	2x12.7 (1/2)	2x12.7 (1/2)		45	30	15		2	8,9	19.6
ROCKET BIT - SPHERICAL															
110	4 5/16	90003674	100-5110-34-6210,10-20	8x14.5 (9/16)	4x12.7 (1/2)	2x12.7 (1/2)	2x12.7 (1/2)		45	30	15		2	8,7	19.2
115	4 1/2	90515548	100-5115-34-6210,10-20	8x14.5 (9/16)	4x12.7 (1/2)	2x12.7 (1/2)	2x12.7 (1/2)		45	30	15		2	8,9	19.6
FOOT VALVE		86002883	9227												
ASSEMBLY TOOL		89001223	9226												



DHD 350R shank (COP 54, DHD 5, Terranox 5 hammers)

Diameter		Product No.	Product code	No. × Button diameter, mm (inch)				Gauge/Button angle°			Flushing holes	Weight approx	
mm	inch			Outer	Inner	Front	Cone	Outer	Inner	Cone		kg	lbs
FLAT FRONT													
130	5	90515101	100-5130-37-1218,10-20	8x16 (5/8)		8x14.5 (9/16)		35			2	15,9	35.1
134	5 1/4	90514419	100-5134-37-1218,10-20	8x16 (5/8)		8x14.5 (9/16)		35			2	16,2	35.7
140	5 1/2	90515009	100-5140-37-1218,10-20	8x16 (5/8)		10x14.5 (9/16)		35			2	16,6	36.6
146	5 3/4	90515086	100-5146-37-1218,10-20	8x16 (5/8)		10x14.5 (9/16)		35			2	17	37.5
149	5 7/8	90515090	100-5149-37-1218,10-20	8x16 (5/8)		10x14.5 (9/16)		35			2	17	37.5
152	6	90514957	100-5152-37-1217,10-20	8x16 (5/8)		8x16 (5/8)		35			2	17,8	39.2
SPEEDBIT													
134	5 1/4	90514673	100-5134-37-1248,10-20	8x16 (5/8)		8x14.5 (9/16)		35			2	16,2	35.7
140	5 1/2	90515012	100-5140-37-1248,10-20	8x16 (5/8)		10x14.5 (9/16)		35			2	16,6	36.6
CONCAVE													
130	5	90514421	100-5130-37-0218,10-20	8x16 (5/8)		4x14.5 (9/16)	3x14.5 (9/16)	35		-15	2	15,8	34.8
134	5 1/4	90514423	100-5134-37-0218,10-20	8x16 (5/8)		4x14.5 (9/16)	3x14.5 (9/16)	35		-15	2	16,1	35.5
140	5 1/2	90515008	100-5140-37-0218,10-20	8x16 (5/8)		4x14.5 (9/16)	4x14.5 (9/16)	35		-15	2	16,4	36.2
146	5 3/4	90514483	100-5146-37-0218,10-20	8x16 (5/8)		4x16 (5/8)	4x16 (5/8)	35		-15	2	17,2	37.9
149	5 7/8	90515088	100-5149-37-0218,10-20	8x16 (5/8)		4x14.5 (9/16)	4x14.5 (9/16)	35		-15	2	17,3	38.1
152	6	90514973	100-5152-37-0217,10-20	8x16 (5/8)		4x14.5 (9/16)	4x14.5 (9/16)	35		-15	2	17,3	38.1
CONVEX BALLISTIC													
130	5	90515516	100-5130-37-2339,10-20	9x14.5 (9/16)	6x14.5 (9/16)	4x14.5 (9/16)		40	20		3	15,7	34.6
140	5 1/2	90515423	100-5140-37-2339,10-20	9x14.5 (9/16)	6x14.5 (9/16)	4x14.5 (9/16)		40	20		3	16,3	35.9
146	5 3/4	90514712	100-5146-37-2338,10-20	9x16 (5/8)	6x14.5 (9/16)	5x14.5 (9/16)		40	20		3	17,1	37.7
FOOT VALVE		86008296	9164										
ASSEMBLY TOOL		89001185	9163										



Drill bits

DHD 360 shank (COP 64, DHD 6, Terranox 6 hammers)

Diameter		Product No.	Product code	No. x Button diameter, mm (inch)				Gauge/Button angle°			Flushing holes	Weight approx	
mm	inch			Outer	Inner	Front	Cone	Outer	Inner	Cone		kg	lbs
FLAT FRONT													
152	6	90515693	100-5152-59-1217,08-20	8x16 (5/8)		8x16 (5/8)		35			2	23,3	51.4
156	6 1/4	90515690	100-5156-59-1217,08-20	8x16 (5/8)		8x16 (5/8)		35			2	23,5	51.8
159	6 1/4	90515687	100-5159-59-1217,08-20	8x16 (5/8)		9x16 (5/8)		35			2	23,8	52.5
165	6 1/2	90515612	100-5165-59-1217,08-20	8x16 (5/8)		10x16 (5/8)		35			2	25,2	55.6
165	6 1/2	90515592	100-5165-59-1211,08-20	10x16 (5/8)		10x16 (5/8)		35			2	25,4	56.0
171	6 3/4	90515594	100-5171-59-1211,08-20	10x16 (5/8)		9x16 (5/8)		35			2	25,8	56.9
SPEEDBIT													
156	6 1/4	90515704	100-5156-59-1247,08-20	8x16 (5/8)		8x16 (5/8)		35			2	23,5	51.8
165	6 1/2	90515608	100-5165-59-1241,08-20	10x16 (5/8)		10x16 (5/8)		35			2	25,4	56.0
171	6 3/4	90515664	100-5171-59-1212,08-20	10x19 (3/4)		9x16 (5/8)		35			2	26	57.3
171	6 3/4	90515709	100-5171-59-1241,08-20	10x16 (5/8)		9x16 (5/8)		35			2	25,8	56.9
CONCAVE													
152	6	90515676	100-5152-59-0217,08-20	8x16 (5/8)		4x16 (5/8)	4x16 (5/8)	35		-15	2	23,1	50.9
154	6	90515680	100-5154-59-0217,08-20	8x16 (5/8)		4x16 (5/8)	4x16 (5/8)	35		-15	2	23,2	51.2
156	6 1/4	90515683	100-5156-59-0217,08-20	8x16 (5/8)		4x16 (5/8)	4x16 (5/8)	35		-15	2	23,3	51.4
159	6 1/4	90515672	100-5159-59-0217,08-20	8x16 (5/8)		4x16 (5/8)	4x16 (5/8)	35		-15	2	23,6	52.0
165	6 1/2	90515615	100-5165-59-0217,08-20	8x16 (5/8)		6x16 (5/8)	4x16 (5/8)	35		-15	2	25	55.1
165	6 1/2	90515596	100-5165-59-0211,08-20	10x16 (5/8)		6x16 (5/8)	4x16 (5/8)	35		-15	2	25,2	55.6
171	6 3/4	90515638	100-5171-59-0211,08-20	10x16 (5/8)		6x16 (5/8)	6x16 (5/8)	35		-15	2	25,2	55.6
171	6 3/4	90515661	100-5171-59-0212,08-20	10x19 (3/4)		6x16 (5/8)	6x16 (5/8)	35		-15	2	25,8	56.9
CONVEX - BALLISTIC													
165	6 1/2	90515640	100-5165-59-2337,08-20	9x16 (5/8)	6x16 (5/8)	5x16 (5/8)					3	24,8	54.7
CONVEX - SPHERICAL													
165	6 1/2	90515651	100-5165-59-221b,08-20	10x19 (3/4)	4x19 (3/4)	4x19 (3/4)					2	25,3	55.8
171	6 3/4	90515623	100-5171-59-231b,08-20	9x19 (3/4)	6x19 (3/4)	4x19 (3/4)					3	25,5	56.2
FOOT VALVE		86002893	9235										
ASSEMBLY TOOL		89000845	9182										



DHD 380 shank (DHD 8, Terranox 8 hammers)

Diameter		Product No.	Product code	No. x carbide diameter (mm/inch)				Gauge/carbide angle°			Flushing holes	Weight approx (kg/lb)	
mm	inch			Outer	Inner	Front	Cone	Outer	Inner	Cone		kg	lbs
CONCAVE													
200	7 7/8	90516139	10T-5200-38-021b,08-20	8x19 (3/4)		12x19 (3/4)					2	47,9	105.5
203	8	90516062	10T-5203-38-021b,08-20	8x19 (3/4)		12x19 (3/4)					2	48,1	105.9
222	8 3/4	90516068	10T-5222-38-021b,08-20	10x19 (3/4)		15x19 (3/4)					2	53,1	117.0
225	8 7/8	90516060	10T-5225-38-021b,08-20	10x19 (3/4)		14x19 (3/4)					2	53,3	117.4
241	9 1/2	90516241	10T-5241-38-021b,08-20	10x19 (3/4)		16x19 (3/4)					2	58,7	129.3
251	9 7/8	90516249	10T-5251-38-021b,08-20	10x19 (3/4)		17x19 (3/4)					2	60,4	133.0
254	10	90516146	10T-5254-38-0313,08-20	12x19 (3/4)	6x19 (3/4)	12x19 (3/4)					3	65,0	143.2
305	12	90516232	10T-5305-38-421b,08-20	10x19 (3/4)	6x19 (3/4)	19x19 (3/4)					2	83,5	183.9
CONVEX-CONCAVE													
203	8	90516065	10T-5203-38-421b,08-20	10x19 (3/4)	6x19 (3/4)	6x19 (3/4)					2	48,3	106.4
216	8 1/2	90516071	10T-5216-38-421b,08-20	10x19 (3/4)	6x19 (3/4)	8x19 (3/4)					2	49,7	109.5
219	8 5/8	90516073	10T-5219-38-421b,08-20	10x19 (3/4)	6x19 (3/4)	8x19 (3/4)					2	50,3	110.8
225	8 7/8	90516056	10T-5225-38-4213,08-20	12x19 (3/4)	6x19 (3/4)	8x19 (3/4)					2	54,7	120.5
254	10	90516151	10T-5254-38-421b,08-20	10x19 (3/4)	5x19 (3/4)	10x19 (3/4)					2	61,0	134.4
279	11	90516244	10T-5279-38-421b,08-20	10x19 (3/4)	6x19 (3/4)	15x19 (3/4)					2	77,9	171.6
FOOT VALVE		90509855	9224										
ASSEMBLY TOOL		89000848	9184										



Drill bits

DHD 112 shank (DHD 112 hammer)

Diameter		Product No.	Product code	Short description	No. x carbide diameter (mm/inch)				Gauge/carbide angle°			Flushing holes	Weight approx	
mm	inch				Outer	Inner	Front	Cone	Outer	Inner	Cone		kg	lbs
CONCAVE														
279	11	52094463	10T-5279-36-52094463	Long carbides	12x19 (3/4)	9x19 (3/4)	15x19 (3/4)		35	15	10	3	140	308
301	11 7/8	52094471	10T-5301-36-52094471	Standard carbides	15x19 (3/4)	9x19 (3/4)	14x19 (3/4)		35	15	10	3	151	333
311	12 1/4	52094448	10T-5311-36-52094448	Impac carbides	15x19 (3/4)	9x19 (3/4)	15x19 (3/4)		35	15	10	3	157	346
316	12,45	52094455	10T-6316-36-52094455	Standard carbides	15x19 (3/4)	9x19 (3/4)	15x19 (3/4)		35	15	10	3	159	350
330	13	52094430	10T-5330-36-52094430	Standard carbides	15x19 (3/4)	12x19 (3/4)	19x19 (3/4)		35	15	10	3	165	363
356	14	52094422	10T-5356-36-52094422	Standard carbides	15x19 (3/4)	12x19 (3/4)	22x19 (3/4)		35	15	10	3	178	391
375	14 3/4	52334281	10T-5375-36-52334281	Cubex special, tough conical face and spherical gauge	15x19 (3/4)	12x19 (3/4)	28x19 (3/4)		35	15	10	3	209	460
381	15	52094414	10T-5381-36-52094414	Standard carbides	15x19 (3/4)	12x19 (3/4)	28x19 (3/4)		35	15	10	3	205	452
413	16 1/4	52094398	10T-5413-36-52094398	Standard carbides	15x19 (3/4)	12x19 (3/4)	32x19 (3/4)		35	15	10	3	209	460
444	17 1/2	52094406	10T-5445-36-52094406	Standard carbides	18x19 (3/4)	9x19 (3/4)	35x19 (3/4)		35	15	10	3	243	535
444	17 1/2	52308103	10T-5444-36-52308103	All Impac long carbides	18x19 (3/4)	9x19 (3/4)	35x19 (3/4)		35	15	10	3	243	535
444	17 1/2	52327947	100-5445-36-52327947	All conical carbides	18x19 (3/4)	9x19 (3/4)	35x19 (3/4)		35	15	10	3	243	535
444	17 1/2	51993111	10G-5445-36-51993111	Gauge protection, spherical carbides	18x19 (3/4)	9x19 (3/4)	35x19 (3/4)		35	15	10	3	243	535
445	17 1/2	90505106*	100-5445-36-4313,15-20	DGR front	18x19 (3/4)	15x19 (3/4)	21x19 (3/4)	27x19 (3/4)	35	30	20	3	228	502
451	17 3/4	52337219	10T-5451-36-52337219	Cubex special, tough conical gauge and face carbides	18x19 (3/4)	9x19 (3/4)	35x19 (3/4)		35	15	10	3	268	590
470	18 1/2	52096021	10T-5470-36-52096021	Standard carbides	18x19 (3/4)	9x19 (3/4)	41x19 (3/4)		35	15	10	3	323	710
FOOT VALVE		51915890	9260											
*FOOT VALVE		90514779	9260											
PIN DRIVE		51612620	9314											

DHD 112S shank (DHD 112S hammer)

Diameter		Product No.	Product code	Short description	No. x carbide diameter (mm/inch)			Gauge/carbide angle°			Flushing holes	Weight approx		
mm	inch				Outer	Inner	Front	Outer	Inner	Cone		kg	lbs	
FLAT FRONT														
495	19 1/2	52125242	10U-5495-42-52125242	Spherical carbide	24x19 (3/4)	14x19 (3/4)	59x19 (3/4)	35	15	10	4	395	868	
508	20	51049567	10U-5508-42-51049567	Spherical carbide	24x19 (3/4)	14x19 (3/4)	59x19 (3/4)	35	15	10	4	395	870	
508	20	51997344	10H-5508-42-51997344	Spherical carbide, gauge protected	24x19 (3/4)	14x19 (3/4)	59x19 (3/4)	35	15	10	4	398	876	
559	22	51997369	10H-5559-42-51997369	Spherical carbide	24x19 (3/4)	16x19 (3/4)	69x19 (3/4)	35	15	10	4	406	893	
559	22	51904548	10B-5559-42-51904548	Spherical carbide, gauge protected	24x19 (3/4)	16x19 (3/4)	69x19 (3/4)	35	15	10	4	406	893	
FOOT VALVE		51915890	9260											
PIN DRIVE		51050854	9318-51050854											

QL 40 shank (QL 40 hammer)

Diameter		Product No.	Product code	No. × Button diameter, mm (inch)				Gauge/Button angle°			Flushing holes	Weight approx	
mm	inch			Outer	Inner	Front	Cone	Outer	Inner	Cone		kg	lbs
FLAT FRONT													
105	4 1/8	90515331	100-5105-24-1210,10-20	8x14.5 (9/16)		7x12.7 (1/2)		35			2	9,9	21.8
115	4 1/2	90515333	100-5115-24-1210,10-20	8x14.5 (9/16)		8x12.7 (1/2)		35			2	10,2	22.5
125	4 15/16	90515334	100-5125-24-1210,10-20	8x14.5 (9/16)		10x12.7 (1/2)		35			2	10,8	23.8
130	5 1/8	90515335	100-5130-24-1218,10-20	8x15.83 (5/8)		8x14.5 (9/16)		35			2	11,2	24.7
SPEEDBIT													
105	4 1/8	90515336	100-5105-24-1250,10-20	8x14.5 (9/16)		7x12.7 (1/2)		35			2	9,9	21.8
110	4 5/16	90515337	100-5110-24-1250,10-20	8x14.5 (9/16)		7x12.7 (1/2)		35			2	10,1	22.3
115	4 1/2	90515338	100-5115-24-1250,10-20	8x14.5 (9/16)		8x12.7 (1/2)		35			2	10,3	22.7
125	4 15/16	90515339	100-5125-24-1250,10-20	8x14.5 (9/16)		10x12.7 (1/2)		35			2	10,9	24.0
130	5 1/8	90515340	100-5130-24-1250,10-20	8x14.5 (9/16)		10x12.7 (1/2)		35			2	10,9	24.0
CONCAVE													
105	4 1/8	90515341	100-5105-24-0210,10-20	8x14.5 (9/16)		4x12.7 (1/2)	2x12.7 (1/2)	35		-20	2	9,9	21.8
110	4 5/16	90515342	100-5110-24-0210,10-20	8x14.5 (9/16)		4x12.7 (1/2)	2x12.7 (1/2)	35		-20	2	9,9	21.8
115	4 1/2	90515343	100-5115-24-0210,10-20	8x14.5 (9/16)		4x12.7 (1/2)	2x12.7 (1/2)	35		-20	2	10,2	22.5
121	4 3/4	90515344	100-5121-24-0210,10-20	8x14.5 (9/16)		4x12.7 (1/2)	4x12.7 (1/2)	35		-20	2	10,4	22.9
130	5 1/8	90515552	100-5130-24-0218,10-20	8x15.83 (5/8)		4x14.5 (9/16)	3x14.5 (9/16)	35		-20	2	10,7	23.6
CONVEX BALLISTIC													
105	4 1/8	90515350	100-5105-24-2239,10-20	7x14.5 (9/16)	4x14.5 (9/16)	2x14.5 (9/16)		40	20		2	9,6	21.2
125	4 15/16	90515353	100-5125-24-223A,10-20	9x12.7 (1/2)	6x12.7 (1/2)	5x12.7 (1/2)		40	20		3	10,5	23.2
130	5 1/8	90515354	100-5130-24-223A,10-20	9x12.7 (1/2)	6x12.7 (1/2)	5x12.7 (1/2)		40	20		3	10	22.1
FOOT VALVE		90515378	9118										
ASSEMBLY TOOL		90515512	9120										



Drill bits

TD 40 shank (TD 40, QLX 40, COP 44 Gold hammers)

Diameter		Product No.	Product code	No. × Button diameter, mm (inch)					Gauge/Button angle°				Flushing holes	Weight approx	
mm	Inch			Outer	Outer	Inner	Front	Cone	Outer	Middle	Inner	Cone		kg	lbs
FLAT FRONT															
110	4 5/16	90516005	100-5110-64-1210,10-20	8x14.5 (9/16)			7x12.7 (1/2)		35				2	9,1	20.1
115	4 1/2	90516006	100-5115-64-1210,10-20	8x14.5 (9/16)			7x12.7 (1/2)		35				2	9,3	20.5
115	4 1/2	90516450	100-5115-64-1228,10-20	8x15.8 (5/8)			6x12.7 (1/2)		35				2	9,4	20.8
120	4 3/4	90516506	100-5120-64-1210,10-20	8x14.5 (9/16)			8x12.7 (1/2)		35				2	9,5	21.0
125	4 15/16	90516227	100-5125-64-1210,10-20	8x14.5 (9/16)			10x12.7 (1/2)		35				2	9,8	21.6
130	5 1/8	90516007	100-5130-64-1218,10-20	8x15.8 (5/8)			8x14.5 (9/16)		35				2	10,2	22.5
140	5 1/2	90516447	100-5140-64-1218,10-20	8x15.8 (5/8)			10x14.5 (9/16)		35				2	10,9	24.1
152	6	90516446	100-5152-64-1217,10-20	8x15.8 (5/8)			8x15.8 (5/8)		35				2	11,5	25.4
SPEEDBIT															
110	4 5/16	90003521	100-5110-64-1250,10-20	8x14.5 (9/16)			8x12.7 (1/2)		35				2	9,1	20.1
115	4 1/2	90516008	100-5115-64-1250,10-20	8x14.5 (9/16)			8x12.7 (1/2)		35				2	9,3	20.5
120	4 3/4	90516516	100-5120-64-1250,10-20	8x14.5 (9/16)			8x12.7 (1/2)		35				2	9,5	21.0
125	4 15/16	90516364	100-5125-64-1250,10-20	8x14.5 (9/16)			10x12.7 (1/2)		35				2	9,7	21.4
130	5 1/8	90516365	100-5130-64-1250,10-20	8x14.5 (9/16)			10x12.7 (1/2)		35				2	9,7	21.4
CONCAVE															
115	4 1/2	90003644	100-5115-64-0210,10-20	8x14.5 (9/16)			4x12.7 (1/2)	2x12.7 (1/2)	35			-20	2	9,1	20.1
121	4 3/4	90516009	100-5121-64-0210,10-20	8x14.5 (9/16)			4x12.7 (1/2)	4x12.7 (1/2)	35			-20	2	9,4	20.8
ROCKET BIT - BALLISTIC															
110	4 5/16	90516010	100-5110-64-623A,10-20	8x12.7 (1/2)	4x12.7 (1/2)	2x12.7 (1/2)	2x12.7 (1/2)		40	30	15		2	8,5	18.8
115	4 1/2	90516011	100-5115-64-623A,10-20	8x12.7 (1/2)	4x12.7 (1/2)	2x12.7 (1/2)	2x12.7 (1/2)		40	30	15		2	8,6	19.0
ROCKET BIT - SPHERICAL															
115	4 1/2	90516012	100-5115-64-6210,10-20	8x14.5 (9/16)	4x12.7 (1/2)	2x12.7 (1/2)	2x12.7 (1/2)		40	30	15		2	8,7	19.2
FOOT VALVE		90516004	9115												
ASSEMBLY TOOL		90516013	9141												



QL 50 shank (QL 50/55, TD 50/55, QLX 50/55, COP 54 Gold hammers)

Diameter		Product No.	Product code	No. x Button diameter, mm (inch)				Gauge/Button angle°			Flushing holes	Weight approx	
mm	Inch			Outer	Inner	Front	Cone	Outer	Inner	Cone		kg	lbs
FLAT FRONT													
130	5 1/8	90515102	100-5130-25-1218,10-20	8x16 (5/8)		8x14.5 (9/16)		35			2	15,9	35.1
134	5 1/4	90514420	100-5134-25-1218,10-20	8x16 (5/8)		8x14.5 (9/16)		35			2	16,2	35.7
140	5 1/2	90514382	100-5140-25-1218,10-20	8x16 (5/8)		10x14.5 (9/16)		35			2	16,6	36.6
146	5 3/4	90515087	100-5146-25-1218,10-20	8x16 (5/8)		9x14.5 (9/16)		35			2	17,2	37.9
149	5 7/8	90515091	100-5149-25-1218,10-20	8x16 (5/8)		9x14.5 (9/16)		35			2	17,1	37.7
152	6	90514958	100-5152-25-1217,10-20	8x16 (5/8)		8x16 (5/8)		35			2	17,8	39.25
SPEEDBIT													
134	5 1/4	90514674	100-5134-25-1248,10-20	8x16 (5/8)		8x14.5 (9/16)		35			2	16,2	35.7
140	5 1/2	90514386	100-5140-25-1248,10-20	8x16 (5/8)		10x14.5 (9/16)		35			2	16,6	36.6
CONCAVE													
130	5 1/8	90514422	100-5130-25-0218,10-20	8x16 (5/8)		4x14.5 (9/16)	3x14.5 (9/16)	35		-15	2	15,8	34.8
134	5 1/4	90514424	100-5134-25-0218,10-20	8x16 (5/8)		4x14.5 (9/16)	3x14.5 (9/16)	35		-15	2	16,1	35.5
140	5 1/2	90514387	100-5140-25-0218,10-20	8x16 (5/8)		4x14.5 (9/16)	4x14.5 (9/16)	35		-15	2	16,4	36.2
146	5 3/4	90514484	100-5146-25-0217,10-20	8x16 (5/8)		4x16 (5/8)	4x16 (5/8)	35		-15	2	17,2	37.9
149	5 7/8	90515089	100-5149-25-0218,10-20	8x16 (5/8)		4x14.5 (9/16)	4x14.5 (5/8)	35		-15	2	17,5	38.6
152	6	90514974	100-5152-25-0217,10-20	8x16 (5/8)		4x16 (5/8)	4x16 (5/8)	35		-15	2	17,7	39.0
CONVEX BALLISTIC													
130	5 1/8	90515517	100-5130-25-2339,10-20	9x14.5 (9/16)	6x14.5 (9/16)	4x14.5 (9/16)		40	20		3	15,7	34.6
140	5 1/2	90515424	100-5140-25-2339,10-20	9x14.5 (9/16)	6x14.5 (9/16)	4x14.5 (9/16)		40	20		3	16,3	35.9
140	5 1/2	90515428	100-5140-25-2237,10-20	8x16 (5/8)	4x16 (5/8)	3x16 (5/8)		35	20		2	16,2	35.7
146	5 3/4	90514713	100-5146-25-2338,10-20	9x16 (5/8)	6x14.5 (9/16)	5x14.5 (9/16)		35	20		3	17,1	37.7
CONVEX SPHERICAL													
152	6	90003613	100-5152-25-2212,10-20	8x19 (3/4)	4x16 (5/8)	4x16 (5/8)		35	20		2	17,0	37.4
FOOT VALVE		90515427	9257										
ASSEMBLY TOOL		89000993	9190										



Drill bits

QL 60 shank (QL 60/65, TD 60/65/70, QLX 60/65, COP 64 Gold hammers)

Diameter		Product No.	Product code	No. x Button diameter, mm (inches)				Gauge/Button angle°			Flushing holes	Weight approx	
mm	Inch			Outer	Inner	Front	Cone	Outer	Inner	Cone		kg	lbs
FLAT FRONT													
152	6	90515694	100-5152-26-1217,08-20	8x16 (5/8)		8x16 (5/8)		35			2	22,3	49.2
156	6 1/8	90515691	100-5156-26-1217,08-20	8x16 (5/8)		8x16 (5/8)		35			2	22,5	49.6
159	6 1/4	90515688	100-5159-26-1217,08-20	8x16 (5/8)		9x16		35			2	22,8	50.3
165	6 1/2	90515613	100-5165-26-1217,08-20	8x16 (5/8)		10x16 (5/8)		35			2	24,2	53.4
165	6 1/2	90515589	100-5165-26-1211,08-20	10x16 (5/8)		10x16 (5/8)		35			2	24,4	53.8
165	6 1/2	90515706	100-5165-26-1312,08-20	9x19 (3/4)		9x16 (5/8)		35			3	24,8	54.7
171	6 3/4	90515595	100-5171-26-1211,08-20	10x16 (5/8)		9x16 (5/8)		35			2	24,8	54.7
171	6 3/4	90515665	100-5171-26-1212,08-20	10x19 (3/4)		9x16 (5/8)		35			2	25	55.1
203	8	90514314	100-5203-26-1211,08-20	10x16 (5/8)		16 (5/8")							
SPEEDBIT													
156	6 1/4	90515705	100-5156-26-1247,08-20	8x16 (5/8)		8x15,83		35			2	22,5	49.6
165	6 1/2	90515609	100-5165-26-1241,08-20	10x16 (5/8)		10x16 (5/8)		35			2	24,4	53.8
171	6 3/4	90515710	100-5171-26-1241,08-20	10x16 (5/8)		9x16 (5/8)		35			2	24,8	54.7
CONCAVE													
152	6	90515677	100-5152-26-0217,08-20	8x16 (5/8)		4x16 (5/8)	4x16 (5/8)	35		-15	2	22,1	48.7
154	6 1/16	90515681	100-5154-26-0217,08-20	8x16 (5/8)		4x16 (5/8)	4x16 (5/8)	35		-15	2	22,2	49.0
156	6 1/8	90515684	100-5156-26-0217,08-20	8x16 (5/8)		4x16 (5/8)	4x16 (5/8)	35		-15	2	22,3	49.2
159	6 1/4	90515673	100-5159-26-0217,08-20	8x16 (5/8)		4x16 (5/8)	4x16 (5/8)	35		-15	2	22,6	49.8
165	6 1/2	90515616	100-5165-26-0217,08-20	8x16 (5/8)		6x16 (5/8)	4x16 (5/8)	35		-15	2	24	52.9
165	6 1/2	90515598	100-5165-26-0211,08-20	10x16 (5/8)		6x16 (5/8)	4x16 (5/8)	35		-15	2	24,2	53.4
171	6 3/4	90515621	100-5171-26-0211,08-20	10x16 (5/8)		6x16 (5/8)	6x16 (5/8)	35		-15	2	24,2	53.4
171	6 3/4	90515662	100-5171-26-0212,08-20	10x19 (3/4)		6x16 (5/8)	6x16 (5/8)	35		-15	2	24,8	54.7
203	8	90515013	100-5203-26-0411,08-20	10x16 (5/8")		16 (5/8")							
CONVEX - BALLISTIC													
165	6 1/2	90515641	100-5165-26-2337,08-20	9x16 (5/8)	6x16 (5/8)	5x16 (5/8)		35	20		3	23,8	52.3
171	6 3/4	90515635	100-5171-26-232b,08-20	9x19 (3/4)	6x19 (3/4)	4x19 (3/4)		40	25		3	24,5	54.0
203	8	90514850	100-5203-26-2231,08-20	10x16 (5/8)		16 (5/8)							
CONVEX - SPHERICAL													
165	6 1/2	90515652	100-5165-26-221b,08-20	10x19 (3/4)	4x19 (3/4)	4x19 (3/4)		35	20		2	24,3	53.6
171	6 3/4	90515634	100-5171-26-231b,08-20	9x19 (3/4)	6x19 (3/4)	4x19 (3/4)		40	25		3	24,5	54.0
FOOT VALVE		90514253	9283										
ASSEMBLY TOOL		89001189	9170										

Secoroc Aqua 60 with non-lube technology

Patented Quantum Leap air cycle. By using the Secoroc Aqua 60 hammer when drilling for water you leave an oilfree and clean well to your customer.

Can run without the use of oil lubrication.



QL 80 shank (QL 80, TD 80/85 hammers)

Diameter		Product No.	Product code	No. × carbide diameter (mm/inch)			Gauge/carbide angle°			Flushing holes	Weight approx	
mm	inch			Outer	Inner	Front	Outer	Inner	Cone		kg	lbs
FLAT FRONT												
241	9 1/2	90516147	10T-5241-29-121b,08-20	12x19 (3/4)		13x19 (3/4)				2	60,1	132.4
254	10	90516145	10T-5254-29-1213,08-20	12x19 (3/4)		17x19 (3/4)				2	62,5	137.7
CONCAVE												
203	8	90516061	10T-5203-29-021b,08-20	8x19 (3/4)		12x19 (3/4)				2	48,5	106.8
222	8 3/4	90516067	10T-5222-29-021b,08-20	10x19 (3/4)		15x19 (3/4)				2	53,5	117.8
225	8 7/8	90516059	10T-5225-29-021b,08-20	10x19 (3/4)		14x19 (3/4)				2	53,7	118,3
251	9 7/8	90516248	10T-5251-29-021b,08-20	10x19 (3/4)		17x19 (3/4)				2	59,1	130.2
305	12	90516231	10T-5305-29-421b,08-20	10x19 (3/4)	6x19 (3/4)	19x19 (3/4)				2	83,9	184.8
CONVEX-CONCAVE												
200	7 7/8	90515847	10T-5200-29-421b,08-12	10x19 (3/4)	6x19 (3/4)	7x19 (3/4)				2	48,4	106.6
203	8	90515848	10T-5203-29-421b,08-12	10x19 (3/4)	6x19 (3/4)	6x19 (3/4)				2	48,7	107.3
203	8	90516064	10T-5203-29-421b,08-20	10x19 (3/4)	6x19 (3/4)	6x19 (3/4)				2	48,7	107.3
216	8 1/2	90516070	10T-5216-29-421b,08-20	10x19 (3/4)	6x19 (3/4)	8x19 (3/4)				2	50,1	110.4
219	8 5/8	90516072	10T-5219-29-421b,08-20	10x19 (3/4)	6x19 (3/4)	8x19 (3/4)				2	50,7	111.7
222	8 3/4	90516002	10T-5222-29-4213,08-12	12x19 (3/4)	6x19 (3/4)	8x19 (3/4)				2	54,4	119.8
225	8 7/8	90516003	10T-5225-29-4213,08-20	12x19 (3/4)	6x19 (3/4)	8x19 (3/4)				2	55,1	121.4
254	10	90516150	10T-5254-29-421b,08-20	10x19 (3/4)	5x19 (3/4)	10x19 (3/4)				2	61,4	135.2
279	11	90516243	10T-5279-29-421b,08-20	10x19 (3/4)	6x19 (3/4)	15x19 (3/4)				2	78,3	172.5
FOOT VALVE		90515792	9114									
ASSEMBLY TOOL		90516137	9142									



Drill bits

TD 90 shank (TD 90 hammer)

Diameter		Product No.	Product code	Short description	No. x carbide diameter (mm/inch)			Gauge/carbide angle°			Flushing holes	Weight approx	
mm	inch				Outer	Inner	Front	Outer	Inner	Cone		kg	lbs
CONCAVE													
222	8 3/4	52337441	10T-5222-63-52337441	Standard head, 12 gauge, 6 row 2, Impac carbides all over	12x19 (3/4)	6x19 (3/4)	8x19 (3/4)	35	15	10	2	59,1	130.0
222	8 3/4	52337474	1RT-5222-63-52337474	Retrieval head, 12 gauge, 6 row 2. Impac carbides all over	12x19 (3/4)	6x19 (3/4)	8x19 (3/4)	35	15	10	2	59,1	130.0
225	8 7/8	52337342	10T-5225-63-52337342	Standard head, 12 gauge, 6 row 2. Impac carbides all over	12x19 (3/4)	6x19 (3/4)	8x19 (3/4)	35	15	10	2	59,1	130.0
225	8 7/8	52337136	10T-5225-63-52337136	Special head, 16 gauge, 8 row 2. Impac elsewhere. Taper lock exhaust tube.	16x19 (3/4)	8x19 (3/4)	10x19 (3/4)	35	15	10	2	59,1	130.0
225	8 7/8	52337649	1RT-5225-63-52337649	Retrieval head, 12 gauge, 6 row 2. All Impac carbides.	12x19 (3/4)	8x19 (3/4)	10x19 (3/4)	35	15	10	2	59,1	130.0
225	8 7/8	52337664	1RT-5225-63-52337664	Special head retrieval, 16 gauge, 8 row 2. Impac elsewhere	16x19 (3/4)	8x19 (3/4)	10x19 (3/4)	35	15	10	2	59,1	130.0
251	9 7/8	90516055	10T-5251-63-0313,08-20	Standard head, fish thread, Impac carbide all over.	12x19 (3/4)	6x19 (3/4)	11x19 (3/4)	35	15	10	3	68,6	151.0
270	10 5/8	52337722	10T-5270-63-52337722	Standard head, fish thread, Impac carbide all over.	15x19 (3/4)	9x19 (3/4)	12x19 (3/4)	35	15	10	3	79,5	175.0
279	11	52337730	10T-5279-63-52337730	Standard head, fish thread, Impac carbide all over.	15x19 (3/4)	12x19 (3/4)	15x19 (3/4)	35	15	10	3	78,6	173.0
311	12 1/4	90516236	10T-5311-63-0313,08-20	Standard head, fish thread, Impac carbide all over.	15x19 (3/4)	12x19 (3/4)	24x19 (3/4)	35	15	10	3	89,5	197.0
FOOT VALVE		90515792	9114										
ASSEMBLY TOOL		90516251	9143										



QL 120 shank (QL 120 hammer)

Diameter		Product No.	Product code	Short description	No. x carbide diameter (mm/inch)			Gauge/carbide angle°			Flushing holes	Weight approx	
mm	inch				Outer	Inner	Front	Outer	Inner	Cone		kg	lbs
CONCAVE													
311	12 1/4	52302361	10T-5311-65-52302361	1" gauge carbides	15x19 (3/4)	12x19 (3/4)	18x19 (3/4)	35	15	10	3	190	417
311	12 1/4	52285830	1RT-5311-65-52285830	Long head with retrieval system, standard carbide	15x19 (3/4)	9x19 (3/4)	15x19 (3/4)	35	15	10	3	203	446
311	12 1/4	52302783	1R0-5311-65-52302783	Long head with retrieval system, Impac carbide	15x19 (3/4)	9x19 (3/4)	15x19 (3/4)	35	15	10	3	203	446
311	12 1/4	52344892	1LT-5311-65-52344892	Long head with Impac all over	15x19 (3/4)	9x19 (3/4)	15x19 (3/4)	35	15	10	3	213	469
311	12 1/4	52344967	1LT-5311-65-52344967	Long head with spherical standard gauge and conical tough face carbides	15x19 (3/4)	9x19 (3/4)	15x19 (3/4)	35	15	10	3	213	469
314	12 3/8	52337813	10T-5314-65-52337813	3/4" carbides all over, Impac on gauge, standard on face	15x19 (3/4)	12x19 (3/4)	18x19 (3/4)	35	15	10	3	191	421
314	12 3/8	52133659	10T-5314-65-52133659	1" gauge carbides	15x19 (3/4)	12x19 (3/4)	18x19 (3/4)	35	15	10	3	192	423
314	12 3/8	52338985	1R0-5314-65-52338985	Long head with retrieval system, all carbides Impac	15x19 (3/4)	9x19 (3/4)	15x19 (3/4)	35	15	10	3	203	447
316	12.45	52124906	10T-6316-65-52124906	Spherical carbides	15x19 (3/4)	9x19 (3/4)	15x19 (3/4)	35	15	10	3	190	419
316	12.45	52337052	10T-6316-65-52337052	Impac carbides all over, standard head	15x19 (3/4)	9x19 (3/4)	15x19 (3/4)	35	15	10	3	190	419
316	12.45	52298890	1R0-6316-65-52298890	Long head with retrieval system, Impac carbide all over	15x19 (3/4)	9x19 (3/4)	15x19 (3/4)	35	15	10	3	205	451
316	12.45	52342490	1RT-5316-65-52342490	Long head with retrieval system, Impac carbide all over	15x19 (3/4)	9x19 (3/4)	15x19 (3/4)	35	15	10	3	205	451
316	12.45	52344942	1LT-5316-65-52344942	Long head with conical tough carbides all over	15x19 (3/4)	9x19 (3/4)	15x19 (3/4)	35	15	10	3	213	469
330	13	52131927	10T-5330-65-52131927	Spherical carbides	15x19 (3/4)	9x19 (3/4)	19x19 (3/4)	35	15	10	3	196	431
343	13 1/2	52299088	10T-5343-65-52299088	Impac carbides	15x19 (3/4)	9x19 (3/4)	21x19 (3/4)	35	15	10	3	202	444
343	13 1/2	52335635	1R0-5343-65-52335635	Long head with retrieval system, Impac carbide all over	15x19 (3/4)	9x19 (3/4)	21x19 (3/4)	35	15	10	3	217	477
349	13 3/4	52335544	10T-5349-65-52335544	Impac carbides	15x19 (3/4)	9x19 (3/4)	21x19 (3/4)	35	15	10	3	204	449
368	14 1/2	52328713	1R0-5368-65-52328713	Long head with retrieval Impac carbide all over	15x19 (3/4)	12x19 (3/4)	28x19 (3/4)	35	15	10	3	231	508
375	14 3/4	52346301	10T-5375-65-52346301	Spherical carbides	15x19 (3/4)	12x19 (3/4)	28x19 (3/4)	35	15	10	3	239	526
375	14 3/4	52337045	1R0-5375-65-52337045	Long head with retrieval system, all Impac carbides	15x19 (3/4)	12x19 (3/4)	28x19 (3/4)	35	15	10	3	253	557
381	15	52335072	10T-5381-65-52335072	Spherical carbides	15x19 (3/4)	12x19 (3/4)	28x19 (3/4)	35	15	10	3	237	521
381	15	52107646	10T-5381-65-52107646	Spherical carbides	15x25.4 (1")	12x19 (3/4)	28x19 (3/4)	35	15	10	3	238	523
381	15	52290574	1R0-5381-65-52290574	Long head with retrieval system, standard carbide all over	15x19 (3/4)	12x19 (3/4)	28x19 (3/4)	35	15	10	3	256	563
391	15 3/8	52124955	10T-5391-65-52124955	1" gauge carbides	15x25.4 (1)	12x19 (3/4)	28x19 (3/4)	35	15	10	3	244	536
413	16 1/4	52107661	10T-5413-65-52107661	Standard carbides on gauge, Impac elsewhere	15x25.4 (1)	12x19 (3/4)	32x19 (3/4)	35	15	10	3	257	566
413	16 1/4	52122744	1R0-5413-65-52122744	Retrieval undercut	15x19 (3/4)	12x19 (3/4)	32x19 (3/4)	35	15	10	3	232	510
435	17 1/8	52286184	10T-5435-65-52286184	1" gauge carbides	18x25.4 (1)	9x19 (3/4)	33x19 (3/4)	35	15	10	3	282	621
444	17 1/2	52107653	10T-5445-65-52107653	1" gauge carbides	18x25.4 (1)	9x19 (3/4)	35x19 (3/4)	35	15	10	3	282	621
444	17 1/2	52342482	10T-5445-65-52342482	1" gauge carbides	18x25.4 (1)	9x19 (3/4)	35x19 (3/4)	35	15	10	3	282	620
444	17 1/2	52334273	10T-5445-65-52334273	Tough spherical gauge, conical face carbides	18x25.4 (1)	9x19 (3/4)	35x19 (3/4)	35	15	10	3	282	621
444	17 1/2	52286093	1RT-5445-65-52286093	Long head with retrieval system, standard carbide	18x19 (3/4)	9x19 (3/4)	35x19 (3/4)	35	15	10	3	282	621
444	17 1/2	52302759	1R0-5445-65-52302759	Long head with retrieval system, Impac carbide	18x19 (3/4)	9x19 (3/4)	35x19 (3/4)	35	15	10	3	282	621
444	17 1/2	52337805	1LT-5445-65-52337805	Concave face, long head bit with standard carbide all over.	18x19 (3/4)	9x19 (3/4)	35x19 (3/4)	35	15	10	3	282	621
451	17 3/4	52338746	10T-5451-65-52338746	Special with standard carbide all over. 17.75 max gauge.	18x19 (3/4)	9x19 (3/4)	35x19 (3/4)	35	15	10	3	297	653
451	17 3/4	52338589	10T-5451-65-52338589	Special with Impac carbide all over.	18x19 (3/4)	9x19 (3/4)	35x19 (3/4)	35	15	10	3	289	635
451	17 3/4	52338332	10T-5451-65-52338332	Special with Impac carbide all over.	18x19 (3/4)	9x19 (3/4)	35x19 (3/4)	35	15	10	3	289	635

Drill bits

QL 120 shank (QL 120 hammer)

Diameter		Product No.	Product code	Short description	No. x carbide diameter (mm/inch)			Gauge/carbide angle°			Flushing holes	Weight approx	
mm	inch				Outer	Inner	Front	Outer	Inner	Cone		kg	lbs
457	18	52338563	10T-5457-65-52338563	Standard 1" gage carbides, Impac elsewhere.	18x25.4 (1")	12x19 (3/4)	35x19 (3/4)	35	15	10	3	287	632
457	18	52343381	1R0-5457-65-52343381	Retrieval style head, standard 1" gage carbides, Impac elsewhere.	18x25.4 (1")	12x19 (3/4)	35x19 (3/4)	35	15	10	3	295	649
464	18 1/4	52339322	10T-5464-65-52339322	1" gage carbides, standard carbide all over.	18x25.4 (1")	12x19 (3/4)	35x19 (3/4)	35	15	10	4	299	658
483	19	52138344	10T-5483-65-52138344	1" gage carbides	20x25.4 (1")	16x19 (3/4)	41x19 (3/4)	35	15	10	4	330	727
483	19	52342680	1RT-5483-65-52342680	1" gage carbides, retrieval.	20x25.4 (1")	16x19 (3/4)	41x19 (3/4)	35	15	10	4	318	700
508	20	52138278	10T-5508-65-52138278	1" gage carbides.	20x25.4 (1")	16x19 (3/4)	45x19 (3/4)	35	15	10	4	342	753
508	20	52341153	10T-5508-65-52341153	1" gage carbides and extra-tough carbides.	20x25.4 (1")	16x19 (3/4)	45x19 (3/4)	35	15	10	4	342	753
559	22	52138351	10T-5559-65-52138351	1" gage carbides.	20x25.4 (1")	16x19 (3/4)	54x19 (3/4)	35	15	10	4	375	825
610	24	52354537	10T-5610-65-52354537	1" gage carbides	20x25.4 (1")	16x19 (3/4)	54x19 (3/4)	35	15	10	4	536	1182
FOOT VALVE		52342094	9326-52342094										
PIN DRIVE*		52107604	9310-52107604										

*12 drive pins needed.



QL 200 shank (QL 200 hammer)

Diameter		Product No.	Product code	Short description	No. x carbide diameter (mm/inch)			Gauge/carbide angle°			Flushing holes	Weight approx	
mm	inch				Outer	Inner	Front	Outer	Inner	Cone		kg	lbs
CONCAVE													
438	17 1/4	52118692	10T-5438-67-52118692	Spherical carbides	16x25.4 (1)	12x25.4 (1)	24x25.4 (1)	35	15	10	4	340,9	750
444	17 1/2	52122702	1RT-5445-67-52122702	Retrieval head	16x25.4 (1)	12x25.4 (1)	24x25.4 (1)	35	15	10	4	340,9	750
444	17 1/2	52127511	10T-5445-67-52127511	Spherical carbides	16x25.4 (1)	12x25.4 (1)	24x25.4 (1)	35	15	10	4	392,3	863
457	18	52313293	10T-5457-67-52313293	Standard carbide, longer fish thread vs. 17-1/2.	16x25.4 (1)	12x25.4 (1)	23x25.4 (1)	35	15	10	4	396,4	872
457	18	52345600	10T-5457-67-52345600	Extra tough spherical carbides	16x25.4 (1)	12x25.4 (1)	23x25.4 (1)	35	15	10	4	396,4	872
457	18	52327996	10T-5457-67-52327996	Spherical gauge, conical face, standard fish thread.	16x25.4 (1)	12x25.4 (1)	23x25.4 (1)	35	15	10	4	396,4	872
464	18 1/4	52337094	10T-5464-67-52337094	Spherical carbides	16x25.4 (1)	12x25.4 (1)	20x25.4 (1)	35	15	10	4	400	880
464	18 1/4	52327954	10T-5464-67-52327954	Spherical gauge row, conical face, tapered fish thread.	16x25.4 (1)	12x25.4 (1)	20x25.4 (1)	35	15	10	4	400	880
464	18 1/4	52336088	10T-5464-67-52336088	Spherical gauge & second row, conical face, tapered fish thread.	16x25.4 (1)	12x25.4 (1)	20x25.4 (1)	35	15	10	4	400	880
464	18 1/4	52336674	10T-5464-67-52336674	Spherical gauge & second row, tough (10%) conical face, tapered fish thread.	16x25.4 (1)	12x25.4 (1)	20x25.4 (1)	35	15	10	4	400	880
470	18 1/2	52313285	10T-5470-67-52313285	Standard carbide, longer fish thread vs. 17-1/2.	16x25.4 (1)	12x25.4 (1)	24x25.4 (1)	35	15	10	4	402,7	886
470	18 1/2	52345592	10T-5470-67-52345592	Extra tough spherical carbides	16x25.4 (1)	12x25.4 (1)	24x25.4 (1)	35	15	10	4	402,7	886
470	18 1/2	52327962	10T-5470-67-52327962	Spherical gauge, conical face, standard fish thread.	16x25.4 (1)	12x25.4 (1)	24x25.4 (1)	35	15	10	4	402,7	886
483	19	51990430	10G-5483-67-51990430	Spherical carbides	16x25.4 (1)	12x25.4 (1)	30x25.4 (1)	35	15	10	4	431,8	950
521	20 1/2	51990422	10G-5521-67-51990422	Spherical carbides	16x25.4 (1)	12x25.4 (1)	32x25.4 (1)	35	15	10	4	511,4	1125
559	22	51994507	10G-5559-67-51994507	Spherical carbides	16x25.4 (1)	12x25.4 (1)	38x25.4 (1)	35	15	10	4	522,7	1150
559	22	52340643	10G-5559-67-52340643	Extra tough spherical carbides	16x25.4 (1)	12x25.4 (1)	38x25.4 (1)	35	15	10	4	511,4	1125
578	22 3/4	52339108	10T-5578-67-52339108	Spherical carbides	16x25.4 (1)	12x25.4 (1)	38x25.4 (1)	35	15	10	4	505,5	1112
610	24	51990414	10G-5610-67-51990414	Spherical carbides	16x25.4 (1)	12x25.4 (1)	47x25.4 (1)	35	15	10	4	545,5	1200
660	26	52280716	10T-5660-67-52280716	Spherical carbides	20x25.4 (1)	12x25.4 (1)	50x25.4 (1)	35	15	10	4	577,3	1270
660	26	52338894	100-5660-67-52338894	Extra tough spherical carbides	20x25.4 (1)	12x25.4 (1)	50x25.4 (1)	35	15	10	4	577,3	1270
660	26	52338647	10T-5550-67-52338647	Special head design, extra tough spherical carbides	24x25.4 (1)	18x25.4 (1)	51x25.4 (1)	35	15	10	6	608,2	1338
FOOT VALVE		51989432	9324-51989432										
PIN DRIVE*		51989424	9712-51989424										

*9 drive pins needed.

QL 200S shank (QL 200S hammer)

Diameter		Product No.	Product code	Short description	No. x carbide diameter (mm/inch)			Gauge/carbide angle°			Flushing holes	Weight approx	
mm	inch				Outer	Inner	Front	Outer	Inner	Cone		kg	lbs
724	28 1/2	52345550	100-5724-68-52345550	Cyclops design - flat face with one blow hole and 6 flushing grooves.	24x25.4 (1)	18x25.4 (1)	51x25.4 (1)	35	15	10	1	989	2175
737	29	52127693	100-5737-68-52127693	Cyclops design - flat face with one blow hole and 6 flushing grooves.	24x25.4 (1)	18x25.4 (1)	51x25.4 (1)	35	15	10	1	981	2159
762	30	52298031	100-5762-68-52298031	Cyclops design - flat face with one blow hole and 6 flushing grooves.	24x25.4 (1)	18x25.4 (1)	55x25.4 (1)	35	15	10	1	1011	2225
864	34	52292323	100-5864-68-52292323	Cyclops design - flat face with one blow hole and 6 flushing grooves.	24x25.4 (1)	18x25.4 (1)	78x25.4 (1)	35	15	10	1	1200	2641
914	36	52285822	100-5914-68-52285822	Cyclops design - flat face with one blow hole and 6 flushing grooves.	24x25.4 (1)	18x25.4 (1)	90x25.4 (1)	35	15	10	1	1279	2813
FOOT VALVE		51989432	9324-51989432										
PIN DRIVE*		51989424	9712-51989424										

*12 drive pins needed.

Hammers

Selecting the right hammer

The optimum range of hole size for blast hole drilling with DTH is 90 mm to 254 mm (3 ½"–10"). Smaller blast holes are generally drilled using top hammer, and larger holes generally use rotary machines.

In other applications, like foundation drilling, DTH hammers can be used with single bit in hole sizes up to 914 mm (36"). With multiple hammer units CD (Cluster Drills) drill holes up to 70" or 1778 mm as standard. Larger cluster drills can be delivered as per customer request.

As a rule of thumb, the smallest hole diameter a DTH hammer can drill is its nominal size. A 4 inch hammer will drill a 4 inch (102 mm) hole. The limiting factor is the outside diameter of the hammer, because, as hole diameter reduces, airflow is restricted. Maximum hole size for production drilling is the nominal hammer size plus 1 inch, so for a 4 inch hammer the maximum hole size is 5 inch (127–130 mm).

Choosing the right hammer is largely determined by hole size and type of rock formation. Ideally, the size of

the hammer should match the required hole dimension as closely as possible, leaving just enough space for cuttings to evacuate the hole.

Secoroc hammers are purpose-matched for all rock types and applications. Where high performance is the main criterion, Secoroc COP Gold hammers are recommended in blast hole drilling and Secoroc QLX hammers in deep hole drilling applications. The QLX hammer has proven superior performance and adaptability to different air requirements thanks to the Air Select System.

Where proven technology is required, the Secoroc COP and QL hammers are known for their reliability and longevity. They are practically bullet proof, making them useful for production drilling in quarries, shallow water well drilling, and underground blasthole drilling.

QM is similar to Standard, but with heavy duty chuck and wear sleeve, and a top sub fitted with tungsten carbide buttons for wear protection in harsh and abrasive conditions. These also protect the top sub from excessive wear when rotating out of the hole through broken rock.



QL hammers

Description	Product No.	Product code	Thread connection	Outside diameter		Rec. hole size		Shank style	Working pressure		Lenght without bit, shoulder to shoulder		Weight without bit	
				mm	inch	mm	inch		bar	psi	mm	inch	kg	lbs
4"														
QL 340 STD	92050412	9704-03-54-00	API 2 3/8 Reg Pin	100	3 15/16	110-130	4 5/16 - 5 1/8	DHD 340	6 - 25	87-363	994	39 1/8	49	108
5"														
QL 50 STD	51983120	9705-05-50-00	API 3 1/2 Reg Pin	117	4 5/8	130 - 152	5 1/8 - 6	QL 50	6 - 24	87-350	1067	42	60	132
QL 50 HF	52284882	9705-05-52-00	API 3 1/2 Reg Pin	117	4 5/8	130 - 152	5 1/8 - 6	QL 50	6 - 24	87-350	1067	42	60	132
QL 50 HC	52100344	9705-05-50-05	API 3 1/2 Reg Pin	117	4 5/8	130 - 152	5 1/8 - 6	QL 50	6 - 24	87-350	1067	42	60	132
QL 55 QM	51997591	9705-05-51-14	API 3 1/2 Reg Pin	124	4 7/8	134 - 152	5 1/4 - 6	QL 50	6 - 24	87-350	1067	42	74	163
6"														
QL 60 STD	52324258	9706-05-50-00	API 3 1/2 Reg Pin	138	5 7/16	152 - 191	6 - 7 1/2	QL 60	6 - 24	87-350	1132	44 9/16	91	201
QL 60 HF	52310604	9706-05-52-00	API 3 1/2 Reg Pin	138	5 7/16	152 - 191	6 - 7 1/2	QL 60	6 - 24	87-350	1132	44 9/16	91	201
QL 60 HC	52329091	9706-05-50-05	API 3 1/2 Reg Pin	138	5 7/16	152 - 191	6 - 7 1/2	QL 60	6 - 24	87-350	1132	44 9/16	91	201
QL 65 QM	52324266	9706-05-51-14	API 3 1/2 Reg Pin	146	5 3/4	165 - 191	6 1/2 - 7 1/2	QL 60	6 - 24	87-350	1132	44 9/16	111	245
Aqua 60	51903326	9706-05-53-00	API 3 1/2 Reg Pin	138	5 7/16	152 - 191	6 - 7 1/2	QL 60	6 - 24	87-350	1132	44 9/16	91	201
8"														
QL 80 STD	52083623	9708-08-50-00	API 4 1/2 Reg Pin	181	7 1/8	200 - 305	7 7/8 - 12	QL 80	6 - 24	87-350	1461	57 1/2	203	446
QL 80 STD	52083631	9708-32-50-00	4 1/2 BECO Pin	181	7 1/8	200 - 305	7 7/8 - 12	QL 80	6 - 24	87-350	1461	57 1/2	203	446
QL 80 HF	52313426	9708-08-52-00	API 4 1/2 Reg Pin	181	7 1/8	200 - 305	7 7/8 - 12	QL 80	6 - 24	87-350	1461	57 1/2	203	446
QL 80 HC	52083656	9708-08-50-05	API 4 1/2 Reg Pin	181	7 1/8	200 - 305	7 7/8 - 12	QL 80	6 - 24	87-350	1478	58 3/16	203	446
QL 85 QM	89010016	9708-08-51-11	API 4 1/2 Reg Pin	194	7 5/8	216 - 305	8 1/2 - 12	QL 80	6 - 24	87-350	1461	57 1/2	250	551
12"														
QL 120 STD Slim	52138385	9712-09-50-09	API 6 5/8 Reg Pin	273	10 3/4	311 - 560	12 1/4 - 22 1/16	QL 120	6 - 17	87-247	1837	72 5/16	571	1257
QL 120 STD	52107448	9712-09-50-00	API 6 5/8 Reg Pin	285	11 1/4	311 - 560	12 1/4 - 22 1/16	QL 120	6 - 17	87-247	1837	72 5/16	650	1433
QL 120 STD BO	52350725	9712-09-50-15	API 6 5/8 Reg Pin	285	11 1/4	311 - 560	12 1/4 - 22 1/16	QL 120	6 - 17	87-247	1837	72 5/16	650	1433
QL 120 HC	52107455	9712-09-50-05	API 6 5/8 Reg Pin	285	11 1/4	311 - 560	12 1/4 - 22 1/16	QL 120	6 - 17	87-247	1913	75 5/16	636	1402
20"														
QL 200	52286523	9720-36-50-00	API 8 5/8 Reg Pin	396	15 9/16	440 - 660	17 15/16 - 26	QL 200	6 - 17	87-247	1670	65 3/4	1172	2584
QL 200 S	52286531	9720-36-50-06	API 8 5/8 Reg Pin	396	15 9/16	710 - 914	28 - 36	QL 200 S	6 - 17	87-247	1831	72 1/16	1356	2990

Guide to hammer features

STD	Standard	Standard hammer
QM	Quarry Mining	Designed for mining, back reaming buttons and thick casing
DH	Deep Hole	Designed for deep hole drilling
OG	Oil & Gas	Designed for oil and gas drilling
BO	Break out washers	Equipped with breakout washers in both ends

Other hammer executions / thread connections available.

HC	Hydro Cyclone	Reduces 90% of injected media (water etc.)
"Slim"	Reduced OD	Reduced OD to allow smaller bit diameter
Aqua	Non Lube	Designed to run without oil lubrication
S	Super	Oversized chuck
HF	High Frequency	Designed with high stroke frequency for soft rock

Hammers

QLX and TD hammers

Description	Product No.	Product code	Thread connection	Outside diameter		Rec. hole size		Shank style	Working pressure		Lenght without bit, shoulder to shoulder		Weight without bit	
				mm	inch	mm	inch		bar	psi	mm	inch	kg	lbs
3.5"														
QLX 35	89001572	9703-03-68-00	API 2 3/8 Reg Pin	79	3 1/8	90-105	3 9/16 - 4 1/8	DHD 3.5	6 - 30	87-432	799	31 7/16	30	66
4"														
QLX 40	89010117	9704-03-68-00	API 2 3/8 Reg Pin	101,6	4	115 - 130	4 1/2 - 5 1/8	TD 40	6 - 35	87-508	897	35 5/16	46	100
5"														
QLX 50	89010092	9705-05-68-00	API 3 1/2 Reg Pin	121,9	4 13/16	134 - 152	5 1/4 - 6	QL 50	6 - 35	87-508	1061	41 3/4	69,5	153
QLX 55 QM	89010093	9705-05-68-14	API 3 1/2 Reg Pin	129	5 1/16	140 - 152	5 1/2 - 6	QL 50	6 - 35	87-508	1061	41 3/4	80,9	178
6"														
QLX 60	52352465	9706-05-68-00	API 3 1/2 Reg Pin	142	5 9/16	152 - 191	6 - 7 1/2	QL 60	6 - 35	87-508	1091	42 15/16	93,2	205
QLX 65 QM	52352473	9706-05-68-14	API 3 1/2 Reg Pin	149	5 7/8	165 - 191	6 1/2 - 7 1/2	QL 60	6 - 35	87-508	1091	42 15/16	104,8	235
QLX 60 OG	52354180	9706-05-69-03	API 3 1/2 Reg Pin	142	5 9/16	156 - 165	6 1/4 - 6 1/2	QL 60	6 - 35	87-508	1091	42 15/16	93,2	205
8"														
TD 80 STD	52328127	9708-08-60-00	API 4 1/2 Reg Pin	181	7 1/8	200 - 305	7 7/8 - 12	QL 80	6 - 24	87-350	1466	57 11/16	216	476
TD 85 QM	52329430	9708-08-62-00	API 4 1/2 Reg Pin	197	7 3/4	222 - 305	8 3/4 - 12	QL 80	6 - 24	87-350	1410	55 1/2	239	527
TD 90 STD	52329414	9709-08-60-00	API 4 1/2 Reg Pin	197	7 3/4	222 - 305	8 3/4 - 12	TD 90	6 - 24	87-350	1410	55 1/2	239	527
TD 90 DH	52337607	9709-08-60-03	API 4 1/2 Reg Pin	197	7 3/4	222 - 305	8 3/4 - 12	TD 90	6 - 24	87-350	1410	55 1/2	239	527



Guide to hammer features

STD	Standard	Standard hammer
QM	Quarry Mining	Designed for mining, back reaming buttons and thick casing
DH	Deep Hole	Designed for deep hole drilling
OG	Oil & Gas	Designed for oil and gas drilling
BO	Break out washers	Equipped with breakout washers in both ends

Other hammer executions / thread connections available.

HC	Hydro Cyclone	Reduces 90% of injected media (water etc.)
"Slim"	Reduced OD	Reduced OD to allow smaller bit diameter
Aqua	Non Lube	Designed to run without oil lubrication
S	Super	Oversized chuck
HF	High Frequency	Designed with high stroke frequency for soft rock

COP hammer

Description	Product No.	Product code	Thread connection	Outside diameter		Rec. hole size		Shank style	Working pressure		Lenght without bit, shoulder to shoulder		Weight without bit	
				mm	inch	mm	inch		bar	psi	mm	inch	kg	lbs
2"														
COP 20	93501344	9702-01-70-00	RD 50-6 Box	62	2 7/16	70 - 96	2 3/4 - 3 3/4	BR 2	6 - 12	87-175	810	31 7/8	13.5	29.8
3"														
COP 32	89001082	9703-03-02	API 2 3/8 Reg Pin	77	3 1/16	85 - 100	3 3/8 - 3 15/16	COP 32	6 - 12	87-175	925	37 7/16	23.0	50.7
3.5"														
COP 35	52334307	9703-03-40-00	API 2 3/8 Reg Pin	79	3 1/8	88-105	3 7/16 - 4 1/8	DHD 3.5	6 - 25	87-363	902	35 1/2	30	65
4"														
COP 44 STD	89000482	9704-03-04	API 2 3/8 Reg Pin	98	3 7/8	110-125	4 5/16 - 4 15/16	DHD 340	6 - 25	87-363	1034	40 11/16	38,0	84.0
COP 44 Gold	89001469	9704-03-34	API 2 3/8 Reg Pin	100	3 15/16	110-130	4 5/16 - 5 1/8	TD 40	6 - 35	87-508	1037.5	40 7/8	40,5	89.3
COP 44 Gold	89001573	9704-02-34	API 2 7/8 Reg Pin	100	3 15/16	110-130	4 5/16 - 5 1/8	TD 40	6 - 35	87-508	1037.5	40 7/8	40,5	89.3
COP 44 Gold	89001471	9704-12-34	CUBEX #24	100	3 15/16	110-130	4 5/16 - 5 1/8	TD 40	6 - 35	87-508	1037.5	40 7/8	40,5	89.3
COP 44 Gold, guided casing	89010163	9704-03-34-16	API 2 3/8 Reg Pin	114	4 31/64	115	4 1/2	TD 40	6 - 35	87-508	1037.5	40 7/8	45,0	99.2
COP 44 Gold, guided casing and chuck	89010326	9704-CG-00-10P-64-GOG	API 2 3/8 Reg Pin	114	4 31/64	115	4 1/2	TD 40	6 - 35	87-508	1037.5	40 7/8	45,3	100
5"														
COP 54 STD	89000477	9705-03-04	API 2 3/8 Reg Pin	120	4 3/4	134-152	5 1/4-6	DHD 350	6 - 25	87-363	1145	45 1/16	57	126
COP 54 STD	89000481	9705-05-04	API 3/2 Reg Pin	120	4 3/4	134-152	5 1/4-6	DHD 350	6 - 25	87-363	1145	45 1/16	57	126
COP 54 QM	89000565	9705-05-06	API 3/2 Reg Pin	126	4 15/16	134-152	5 1/4-6	DHD 350	6 - 25	87-363	1145	45 1/16	67	148
COP 54 Gold "Slim"	89001354	9705-05-28	API 3/2 Reg Pin	115	4 1/2	127-152	5-6	QL 50	6 - 30	87-435	1194	47	57	126
COP 54 Gold	89001243	9705-05-34	API 3/2 Reg Pin	120	4 3/4	134-152	5 1/4-6	QL 50	6 - 30	87-435	1194	47	66	146
COP 54 Gold QM	89001255	9705-05-36	API 3/2 Reg Pin	126	4 15/16	140-152	5 1/2-6	QL 50	6 - 30	87-435	1194	47	76	168
6"														
COP 64 STD	89000486	9706-05-04	API 3/2 Reg Pin	142	5 9/16	156-178	6 1/8-7	DHD 360	6 - 25	87-363	1308	51 1/2	95	209
COP 64 QM	89000498	9706-05-06	API 3/2 Reg Pin	146	5 3/4	165-178	6 1/2-7	DHD 360	6 - 25	87-363	1308	51 1/2	109	240
COP 64 Gold	89000959	9706-05-34	API 3/2 Reg Pin	142	5 9/16	156-178	6 1/8-7	QL 60	6 - 30	87-435	1258	49 1/2	96	212
COP 64 Gold QM	89000960	9706-05-36	API 3/2 Reg Pin	146	5 3/4	165-178	6 1/2-7	QL 60	6 - 30	87-435	1258	49 1/2	109	240



Guide to hammer features

STD	Standard	Standard hammer
QM	Quarry Mining	Designed for mining, back reaming buttons and thick casing
DH	Deep Hole	Designed for deep hole drilling
OG	Oil & Gas	Designed for oil and gas drilling
BO	Break out washers	Equipped with breakout washers in both ends

Other hammer executions / thread connections available.

HC	Hydro Cyclone	Reduces 90% of injected media (water etc.)
"Slim"	Reduced OD	Reduced OD to allow smaller bit diameter
Aqua	Non Lube	Designed to run without oil lubrication
S	Super	Oversized chuck
HF	High Frequency	Designed with high stroke frequency for soft rock

Reverse circulation

Atlas Copco Secoroc's reverse circulation hammers are specifically designed for all kind of exploration drilling (deep hole and pit grade control applications).

Whether you are exploring potential sites or working an existing mine, the Secoroc RC hammer will assure of high performance, exceptional reliability and dependable support.



RC 50 hammer

Description	Product No.	Product code	Thread connection	Outside diameter		Rec. hole size		Shank style	Working pressure		Lenght without bit, shoulder to shoulder		Weight without bit	
				mm	inch	mm	inch		bar	psi	mm	inch	kg	lbs
5"														
RC 50 STD	52292273	9705-52-67-00	4 1/2" Remet Box	130	5.13	136-165	5 3/8 – 6 1/2	RC 50	10-35	145-500	1152	45.4	72	158

RC 50 bit assortment

Diameter		Product No.	Product code	No. x Button diameter, mm (inch)			Gauge/Button angle°		Flushing holes	Weight approx	
mm	inch			Outer	Inner	Front	Outer	Inner		kg	lbs
DROP CENTER, EXTRA FLUSHING											
136	5 3/8	90516434	1E0-5136-97-7217,08-20	8 x 16 (5/8)	4 x 12,7 (1/2)	4 x 16 (5/8)	35		No	18,6	41
140	5 1/2	90516432	1E0-5140-97-7217,08-20	8 x 16 (5/8)	4 x 12,7 (1/2)	4 x 16 (5/8)	35		No	18,9	41
143	5 5/8	90516472	1E0-5143-97-7217,08-20	8 x 16 (5/8)	4 x 12,7 (1/2)	4 x 16 (5/8)	35		No	18,9	41
146	5 3/4	90516433	1E0-5146-97-7217,08-20	8 x 16 (5/8)	4 x 12,7 (1/2)	4 x 16 (5/8)	35		No	19,3	43
152	6	90516558	1E0-5152-97-7217,08-20	8 x 16 (5/8)	4 x 12,7 (1/2)	4 x 16 (5/8)	35		No	19,9	43
165	6 1/2	90516435	1E0-5165-97-7217,08-20	8 x 16 (5/8)	6 x 12,7 (1/2)	4 x 16 (5/8)	35		No	20,5	44

Reverse circulation

RC 50 chuck sleeve assortment

Sleeve OD		Product No.	Product code
mm	inch		
134	5.28	52291606	9705-00-67-34-078
137	5.4	52291614	9705-00-67-37-078
144	5.65	52291622	9705-00-67-44-078
163	6.4	52343696	9705-00-67-63-078
140	5.52	52348257	9705-00-67-40-078
147	5.77	52348612	9705-00-67-47-078
150	5.9	52348620	9705-00-67-50-078
153	6	52352374	9705-00-67-53-078
157	6.2	52352382	9705-00-67-57-078
132	5.2	89001500	9705-00-67-32-078
139	5.47	89001501	9705-00-67-39-078
142	5.59	89001502	9705-00-67-42-078

Recommended clearance between bit and chuck sleeve OD is 1–3 mm.

RC 50 kits and consumables

	Product No.	Product code
Seal kit	52345147	0663-52345147
Adaptor tube assembly	52348182	9705-00-63-00-094
Collector tube assembly	52344066	9705-00-63-00-120
QL valve assembly	52344074	9705-00-63-00-042
Check valve assembly	52348638	9705-00-63-00-017
Service kit incl. O-rings, valve and checkvalve	52348653	9705-00-63-00-070

RC 50 kits and consumables

	Product No.	Product code
Bit holder	87004605	9500-4605
Grinding wheel, 16 mm	87001027	9500-1027
Wrench NV102	89000667	8484-0214-13

Atlas Copco Secoroc is pleased to offer solutions for drill string components perfectly adapted to your needs and applications. Contact your Atlas Copco customer center and distributor for more information.



Economy kits



Economy kits

In hard and abrasive drilling condition the external parts of DTH hammer is wearing out before the internal parts reaches their fatigue limits. In these conditions the E-kit can serve as a tool to reduce the total drilling cost. With the E-kit the hammer can be rebuilt and the internal part re-used for another run. The cost saving can be substantial as the cost for another E-kit is only 50% of a new hammer. An E-kit contains all the needed parts for a rebuild and will ease the logistic constrains as all needed parts can be ordered under one product number.

A rule of thumb for use of E-kits:

Rock formation	Hammer life	Action
Highly abrasive	< 5000 m	Use E-kit to rebuild the hammer 1-2 times
Medium abrasive	5-10 000 m	Consider E-kit to rebuild the hammer 1 time
None abrasive	>10 000 m	Rebuilding not recommended, risk that internal parts might fail before E-kit worn out

Economy kits

Product No.	Product code	For hammer	Thread
COP 44 E-kit			
89000736	9704-03-04-040	COP 44	API Reg 2 3/8" Pin
89001317	9704-02-04-040	COP 44	API Reg 2 7/8" Pin
89000739	9704-21-04-040	COP 44	CUBEX#24 Pin
COP 44 Gold E-kit			
89001473	9704-03-34-040	COP 44 Gold Std	API Reg 2 3/8" Pin
89001474	9704-12-34-040	COP 44 Gold Std	CUBEX#24 Pin
89001580	9704-02-34-040	COP 44 Gold Std	API Reg 2 7/8" Pin
COP 54 E-kit			
89000743	9705-05-04-040	COP 54 Std	API Reg 3 1/2" Pin
89001359	9705-02-04-040	COP 54 Std	API Reg 2 7/8" Pin
89000742	9705-03-04-040	COP 54 Std	API Reg 2 3/8" Pin
89000868	9705-03-20-040	COP 54 WHD*	API Reg 2 3/8" Pin
89000744	9705-05-06-040	COP 54 QM	API Reg 3 1/2" Pin
COP 54 Gold E-kit			
89001355	9705-05-28-040	COP 54 GE Slim	API Reg 3 1/2" Pin
89001288	9705-02-28-040	COP 54 GE Slim	API Reg 2 7/8" Pin
89001273	9705-05-34-040	COP 54 GE Std	API Reg 3 1/2" Pin
89001337	9705-02-34-040	COP 54 GE Std	API Reg 2 7/8" Pin
89001274	9705-05-36-040	COP 54 GE QM	API Reg 3 1/2" Pin
89001277	9705-02-31-040	COP 54 GE QM*	API Reg 2 7/8" Pin
89001407	9705-02-36-040	COP 54 GE QM	API Reg 2 7/8" Pin
COP 64 E-kit			
89000746	9706-05-04-040	COP 64 Std	API Reg 3 1/2" Pin
89000748	9706-05-06-040	COP 64 QM	API Reg 3 1/2" Pin
89000791	9706-22-06-040	COP 64 QM	BECO 3 1/2" Pin
COP 64 Gold E-kit			
89001110	9706-05-34-040	COP 64 G Std	API Reg 3 1/2" Pin
89001098	9706-05-36-040	COP 64 G QM	API Reg 3 1/2" Pin
89001240	9706-22-36-040	COP 64 G QM	BECO 3 1/2" Pin
89001246	9706-07-36-040	COP 64 G QM	API IF 3 1/2" Pin

Product No.	Product code	For hammer	Thread
QL 340 E-kit			
92050440	9704-03-54-00-040	QL 340	API Reg 2 3/8" Pin
QL 50 E-kit			
52336823	9705-05-50-00-040	QL 50 (Fusion 50)	API Reg 3 1/2" Pin
52342508	9705-03-50-00-040	QL 50 (Fusion 50)	API Reg 2 3/8" Pin
52336831	9705-05-51-00-040	QL 55 (Fusion 55)	API Reg 3 1/2" Pin
QL 60 E-kit			
52336849	9706-05-50-00-040	QL 60	API Reg 3 1/2" Pin
52336856	9706-05-51-00-040	QL 65	API Reg 3 1/2" Pin
QL 80 E-kit			
89010181	9708-08-50-00-040	QL 80	API Reg 4 1/2" Pin
QLX 35 E-kit			
89001569	9703-00-68-00-049	QLX 35**	
QLX 50 / 55 E-kit			
89010124	9705-05-68-00-040	QLX 50	API Reg 3 1/2" Pin
89010125	9705-05-68-14-040	QLX 55	API Reg 3 1/2" Pin
QLX 60 / 65 E-kit			
89010007	9706-05-68-00-040	QLX 60	API Reg 3 1/2" Pin
89010009	9706-05-68-14-040	QLX 65	
TD 80 E-kit			
52345949	9708-08-60-08-040	TD 80	API Reg 4 1/2" Pin
Aqua 60 E-kit			
52295961	9706-05-53-00-040	Aqua 60	API Reg 3 1/2" Pin
Aqua 60 Seal kit			
52287752	9706-00-53-00-093	Aqua 60	

* No backreaming buttons

** No backhead

Utility power pole drills, Cluster drills

Utility power pole drill


- Creates electric pole sockets in hard rock much more efficiently than older auguring or blasting methods.
- Allows rapid creation of multiple utility pole holes.
- Industry segments: Construction and Geotechnical (Mineral exploration)
- The PPD120 is built around the QL120 hammer proven around the world for performance and reliability
- Utilizes the industry standard QL 12 inch shank design
- One single unit now can drill holes ranging from 12 1/4 inch (311 mm) up to 24 inch (609 mm) diameters without any need to change the chuck



Model / Part	Product No.	Product code	Description	Outer diameter		Overall length		Minimum hole size		Maximum hole size		Overall weight	
				mm	inch	mm	inch	mm	inch	mm	inch	kg	lb
PPD 120	52354523	9712-00-50-00-52344523	Percussive pole drill with air swivel and 2 5/8 inch hex drive	284,7	11,21	3000	118	311	12,25	609	24	1017	2243
Accelerator shroud	52354589	9712-00-45-00-52354589	16.75 inch accelerator shroud for hole diameters greater than 17.25"	425,5	16,75	1860	73,23	438	17,25	609	24	489	1080
Accelerator shroud	89010038	9712-00-45-00-89010038	20 inch accelerator shroud for hole diameters greater than 20.50"	508	20	1860	73,23	520,7	20,5	609	24	812	1790
Accelerator shroud	89010040	9710-00-45-00-89010040	22 inch accelerator shroud for hole diameters greater than 22.50"	559	22	1860	73,23	571,5	22,5	609	24	1060	2337
Extension rod	51792232	9712-00-45-00-51792232	Extension rod 72 inches	252	9,92	2086	82,12					477	1051
Support module	51776011	9712-00-45-00-51776011	Air control, lubricator and liquid injection support module									263	580
Sustainability kit	52354648	9712-00-50-52354648	Sustainability kit QL 120 hammer	Valve assy, O-ring check valve, bearing retaining ring and O-rings									

Cluster drill

- Combines multiple DTH hammers into a single canister.
- Custom engineered drills are manufactured to meet each customer's unique hole size requirements.
- Capable of drilling 32 to 120 inch diameter holes.
- Short, light weight and compact.
- Features exclusive, patented technology for self-indexing and quick-release bits.
- Industry segment: Heavy foundation and shaft to moderate depths.
- E-Z AccessTop Sub on all gauge row hammers for ease of maintenance.




Model	Product No.	Product code	Diameter		No. of hammers		Length		Weight	
			mm	inch	Gage	Face	mm	inch	kg	lbs
Secoroc CDS EZ 36 5/4		On request	915	36	4	1	1600	63	2800	6,300
Secoroc CDS EZ 42 7/4		On request	1067	42	4	3	1600	63	4000	8,800
Secoroc CDS EZ 46 7/4		On request	1169	46	4	3	1600	63	4300	9,500
Secoroc CDS EZ 48 7/4		On request	1219	48	4	3	1600	63	4500	10,000
Secoroc CDS EZ 54 9/5		On request	1372	54	5	4	1600	63	5800	12,700
Secoroc CDS EZ 60 11/5		On request	1524	60	5	6	1600	63	7100	15,700
Secoroc CDS EZ 70 13/5		On request	1778	70	6	8	1600	63	9100	20,000

Contact your Atlas Copco customer center or distributor for further information.

Hydrocyclones, Jet subs

Hydrocyclone


- Necessary fluid can be injected to clean a drilled hole without concern for loss of performance.
- Injected fluids are expelled just above the down hole drill.
- Holes stay clean, and the hammer runs as if operating dry.
- Industry segments: Waterwell, Oil and gas
- HC Adapter Kits can be added to any hammer with matching thread configuration
- HC Backheads are also offered as an integral part of several hammer models. Consult listing of hammers on page 28 with the "HC" suffix.



Size	Product No.	Product code	Description	Thread	Outside diameter		Length, shoulder to shoulder		Wrench flat size	Max. orifice size (six holes)	Weight	
					mm	inch	mm	inch			kg	lbs
2 3/8"	89010201	9704-03-00-05-076	Assembly with 0.073" orifice (3 GPM at 350 psig)	2 3/8" API Reg Pin x box, Pin up	94	3.7	282	11.1	3 AF x 1 3/4"	1 x 0.073"	11	24
3 1/2"	52333853	9706-05-60-05-076	Assembly with 1/8" orifice (6 GPM at 350 psig)	3 1/2" API Reg Pin x box, Pin up	142	5.6	371	14.6	4 AF x 2 1/4"	2 x 1/8"	31	68
4 1/2"	52340056	9708-08-60-05-076	Assembly with 3/16" orifice (14 GPM at 350 psig)	4 1/2" API Reg Pin x box, Pin up	181	7.1	181	22.5	5.9 AF x 2 1/4"	2 x 3/16"	71	156

Jet sub

- Prevents power losses normally associated with air bypass.
- Upward facing venturis allow extremely high volumes of bypass flow to escape behind the hammer.
- Does not require booster compressors.
- Industry segments: Waterwell, Oil and gas



Product No.	Product code	Threads (pin up)		Outside diameter		Length, shoulder to shoulder		Wrench flat size	Max. orifice size (six holes)		Weight	
		Box	Pin	mm	inch	mm	inch		mm	inch	kg	lbs
52340312	9704-03-60-00-94	API 2 3/8" Reg	API 2 3/8" Reg	94	3.69	155	6.1	2 1/2" AF x 1 3/4"	3,3	0.13	7	15
52343639	9704-03-60-04,52343639	API 3 1/2" Reg	API 2 3/8" Reg	117	4.6	134	5.27	3 1/2" AF x 1 3/4"	3,05	0.12	8.6	18.9
52343647	9704-03-60-04,52343647	API 2 7/8" Reg	API 2 3/8" Reg	117	4.6	134	5.27	3 1/2" AF x 1 3/4"	3,05	0.12	9,9	21.7
52343654	9704-02-60-04,52343654	API 3 1/2" Reg	API 2 7/8" Reg	117	4.6	134	5.27	3 1/2" AF x 1 3/4"	3,05	0.12	9,4	20.7
52343662	9704-02-60-04,52343662	API 2 7/8" Reg	API 2 7/8" Reg	117	4.6	134	5.27	3 1/2" AF x 1 3/4"	3,05	0.12	10,6	23.4
52340213	9706-05-60-00-094	API 3 1/2" Reg	API 3 1/2" Reg	138	5.44	162	6.38	4" AF x 1 3/4"	4,8	0.19	16	35
52341930	9708-08-60-00-094	API 4 1/2" Reg	API 4 1/2" Reg	181	7.12	178	7	5.88" AF x 2.72"	7,87	0.31	32,7	72
52347564	9712-09-50-094-52347564	API 6 5/8" Reg	API 6 5/8" Reg	229	9	245	10	7.5" AF x 2"	11,18	0.44	76,4	168



COP oil

- A semi-synthetic oil based on >90% renewable raw materials.
- Uses carefully selected components to provide the highest technical performance for pneumatic and hydraulic rock drilling equipment.
- Withstands heavy loads while protecting against wear and corrosion.
- Provides optimum operation under variable air temperatures due to a broad operational temperature range.
- Utilizes the latest technology to provide decreased environmental impact.

Quantity	Product No.
10 litres	3115 3125 00
Can pallet - 48x10 litres	3115 3126 00
Drum - 208 litres	3115 3127 00



Super-Tac premium rock drill oil

- Specially formulated oil engineered and developed to meet the demanding requirements of high performance drilling systems.

Grade	Product No. 3.8 liter / 1 gallon	Product No. 18.9 liter / 5 gallon	Product No. 207 liter / 55 gallon	Product No. 1130 liter / 300 gallon
Light	52334174	52333192	52333200	52343225
Medium	52334182	52333218	52333226	52343233
Heavy	52334190	52333234	52333242	52343241
Extra heavy	52334208	52333259	52333267	52343258



Secoroc copper blend drill pipe lubricant

- Formulated with a proprietary blend of Copper and Graphite additives in a lead free aluminum complex base grease.
- High temperature protection for all threaded pipe and hammer connections.
- Protection against rust and corrosion.
- Adheres to oily threads, can be easily brushed on over a wide temperature range.


Quantity	Product No.
3.8 liter / 1 gallon	51857407
9.5 liter / 2.5 gallon	51857415
18.9 liter / 5 gallon	51857423



Backhammers, Breakout bench

COP Backhammer

The COP Backhammer is a tool that can save and recover a drill string stuck in a hole, it can be easily fitted in a suitable tube joint between the drill support and the rotation head to provide an effective combination of backward hammering and vibration to loosen stuck drill strings.



Product No.	Product code	Working pressure, max		Rear thread API Reg, ext	Front thread API Reg, int	Spanner size, front		Installed length		Total length		Diameter		Weight	
		bar	psi			mm	inch	mm	ft/inch	mm	ft/inch	mm	inch	kg	lbs
3"-5" COP BH 140															
89000581	9714-05-30	8	116	3 1/2"	3 1/2"	95	3 3/4"	415	1' 4 3/8"	510	1' 8"	180	7 1/16"	31	68
5"-6" COP BH 160															
89000587	9716-05-30	8	116	3 1/2"	3 1/2"	120	4 3/4"	445	1' 5 1/2"	540	1' 9 1/4"	200	7 7/8"	44	97
8"-12" COP BH 190															
89000580	9719-05-30	8	116	3 1/2"	3 1/2"	140	5 1/2"	445	1' 5 1/2"	540	1' 9 1/4"	225	8 7/8"	63	139


Breakout bench

The threaded connections of the driver chuck and top sub may become very tightly tensioned during drilling. It is convenient to break the hammer threads on the rig, but if the threads cannot be loosened or tend to get stuck, a breakout bench is the solution.

This handy but powerful breakout bench can easily be placed in a workshop or container and it breaks DTH hammers between 3" and 8". Select right breakout bench depending on voltage and power source.

Specification:

Hammer size range:	3.5" - 8"
Bench size (length x width x height):	1060 x 930 x 1050 mm
Weight:	800 kg
Max make up torque:	50 ftlb
Max break out torque:	60 ftlb
Operation height:	750 mm
Hydraulic pressure range:	0-20 MPa



Description	Product No.	Product code	Electrical power
Breakout bench	92050459	9310	415V, 50HZ
Breakout bench	92050488	9328	380-420V, 50HZ
Breakout bench	92050490	9330	220-240V, 50HZ
Breakout bench	92050492	9332	380-420V, 60HZ
Breakout bench	92050494	9334	220-240V, 60HZ
Breakout bench	92050496	9336	440V, 60HZ

Selecting the right pipe

Key features of a high quality DTH pipe are durability, accuracy and manageability. Atlas Copco Secoroc pipes are made from cold drawn piPing, providing a superior surface finish and tolerance compared to conventional pipes made from hot rolled piPing. This drastically reduces the risk of scaling from the pipes entering the hammer, a major cause of premature hammer failure.

The joints are friction welded to achieve maximum strength, and the threads of the end-pieces are heat treated for optimum durability and strength of the thread profile. This not only ensures long thread life, but also makes coupling and uncoupling quick and simple, reducing drilling time.

Pipe diameter should be close to the hammer diameter to provide optimum flushing, reducing the chances of getting stuck.

In most applications, Atlas Copco Secoroc standard API threads will be the best choice.

Atlas Copco Secoroc also offers a wide range of subs and crossover subs to meet an array of demands, all manufactured to the same standards as the pipes.



Design group DM25 (DM 25/25SP)

Diameter		Product No.	Product code	Thread Pin/Box	Component	Wall thickness		Length		Wrench flats			Hex		Weight	
inch	mm					inch	mm	feet	m	inch	mm	Flat location	inch	mm	lbs	kg
3.5	89	57323917	210-089-0914-B47-L0,55-12	2 3/8" API REG	Add-on	0.5	12,3	30	9,14	3.5	89	Both ends	No	No	491	223
3.5	89	57323925	210-089-0810-A47-L0,55-12	2 3/8" API REG	Starter pipe	0.5	12,3	26.6	8,1	3.5	89	Both ends	No	No	440	200
4	102	57006769	212-102-0762-B46-L0,40-08	2 7/8" API REG	Add-on	0.337	8,8	25	7,62	3	76	Both ends	No	No	409	186
4	102	56970809	212-102-0640-A47-L0,40-08	2 7/8" API REG	Starter pipe	0.337	8,8	21	6,4	3.5	89	Both ends	No	No	312	142



Drill pipes

Design group T4 (DM30/45/50/L T4W, T4BH, RD20)

Diameter		Product No.	Product code	Thread Pin/Box	Component	Wall thickness		Length		Wrench flats			Hex		Weight	
inch	mm					inch	mm	feet	m	inch	mm	Flat location	inch	mm	lbs	kg
4	102	57155806	212-102-0914-B75-D0,40-08	2 7/8" API REG	Addon	0.368	8,8	30	9,14	3.5	89	Pin only	3.5	89	488	222
4	102	57156317	212-102-0914-B75-D0,55-19	2 7/8" API REG	Addon	0.75	19	30	9,14	3.5	89	Pin only	3.5	89	750	341
4	102	57155822	212-102-0810-A45-D0,55-19	2 7/8" API REG	Starter pipe	0.75	19	26.6	8,1	3.5	89	Both ends	No	No	519	236
4.5	114	57435455	214-114-1066-B45-D0,55-12	3½" API REG	Add-on	0.5	12,3	35	10,66	3.5	89	Pin only	4	102	759	345
4.5	114	57178824	214-114-0914-B45-L0,A-13	3½" API REG	Add-on	0.5	12,3	30	9,14	3.5	89	Pin only	4	102	667	303
4.5	114	57136228	214-114-0914-B75-D0,40-08	3½" API REG	Add-on	0.368	8,8	30	9,14	3.5	89	Pin only	4	102	488	222
4.5	114	50425859	214-114-0762-B45-D0,40-08	3½" API REG	Add-on	0.368	8,8	25	7,62	3.5	89	Pin only	4	102	411	187
4.5	114	57136343	214-114-0853-A45-L0,55-16	3½" API REG	Starter pipe	0.625	16	28	8,53	3.5	89	Both ends	No	No	825	375
4.5	114	50426238	214-114-0658-A45-L0,55-16	3½" API REG	Starter pipe	0.625	16	21.6	6,58	3.5	89	Both ends	No	No	596	271
4.5	114	52256369	213-114-0914-B75-D0,40-08	2 7/8" API IF	Add-on	0.368	8,8	30	9,14	3.5	89	Pin only	4	102	491	223
4.5	114	52202033	213-114-0762-B45-D0,40-08	2 7/8" API IF	Add-on	0.368	8,8	25	7,62	3.5	89	Pin only	4	102	411	187
4.5	114	57815169	2b0-114-0910-B45-L0,40-08	BECO 3"	Add-on	0.368	8,8	30	9,14	3.5	89	Pin only	4	102	488	222
5	127	57155798	214-127-0914-B75-D0,55-12	3½" API REG	Add-on	0.5	12,3	30	9,14	3.5	89	Pin only	4	102	755	343
5	127	57155814	214-127-0914-B75-D0,40-08	3½" API REG	Add-on	0.368	8,8	30	9,14	3.5	89	Pin only	4	102	836	380
5	127	50348358	214-127-0762-B45-D0,40-08	3½" API REG	Add-on	0.368	8,8	25	7,62	3.5	89	Pin only	4	102	561	255
5	127	50348333	214-127-0658-A45-L0,40-08	3½" API REG	Starter pipe	0.368	8,8	21.6	6,58	3.5	89	Both ends	No	No	484	220
5	127	57439572	2b1-127-0914-B75-D0,55-12	BECO 3½"	Add-on	0.5	12,3	30	9,14	3.5	89	Pin only	4.62	117	772	351
5	127	57439721	2b1-127-0810-A45-D0,55-12	BECO 3½"	Starter pipe	0.5	12,3	26.6	8,1	3.5	89	Both ends	No	No	572	260
5.5	140	57290322	2B1-140-0914-B45-L0,55-19	BECO 3½"	Add-on	0.75	19	30	9,14	4	114	Both ends	5	127	1239	563
5.5	140	57178865	2B1-140-0914-B45-L0,55-12	BECO 3½"	Add-on	0.5	12,3	30	9,14	4	114	Both ends	5	127	865	393
5.5	140	57178766	2B1-140-0786-A45-L0,55-12	BECO 3½"	Starter pipe	0.5	12,3	25.8	7,86	4	114	Both ends	No	No	684	311
5.5	140	50426246	221-140-0630-A45-L0,55-12	4" API FH	Starter pipe	0.5	12,3	20.8	6,3	4	114	Both ends	No	No	620	282

Design group Simba

Diameter		Product No.	Product code	Thread Pin/Box	Component	Wall thickness		Length		Circular grip		Weight	
inch	mm					inch	mm	feet	m	inch	mm	lbs	kg
3	76	89001411	210-076-0180-B41-A0,40-06	2 3/8" API REG	Add-on	0.248	6,6	6	1,8	Circular grip		64	29
3.5	89	89009197	210-089-0200-B41-L0,40-04	2 3/8" API REG	Add-on	0.157	4	6.6	2	Circular grip		59	27
3.5	89	89001564	210-089-0180-B41-A0,40-06	2 3/8" API REG	Add-on	0.248	6,6	6	1,8	Circular grip		68	31
3.5	89	89000988	210-089-0150-B41-L0,40-06	2 3/8" API REG	Add-on	0.248	6,6	4.9	1,5	Circular grip		53	24
4	102	89001533	212-102-0180-B41-A0,40-06	2 7/8" API REG	Add-on	0.248	6,6	6	1,8	Circular grip		97	44

Design group CM (CM760/765/780/785)

Diameter		Product No.	Product code	Thread Pin/Box	Component	Wall thickness		Length		Wrench flats			Hex		Weight	
inch	mm					inch	mm	feet	m	inch	mm	Flat location	inch	mm	lbs	kg
3	76	51788479	2z1-076-0400-B65-L0,40-06	2"Z	Add-on	0.25	6,3	13	4	2.25	57	Both ends	No	No	103	47
3	76	51985885	2ci-076-0290-A65-L0,40-08	2" Z Pin x 2" Z Box	Starter pipe	0.368	8,8	9.54	2,9	2.25	57	Both ends	No	No	132	60
3.5	89	57844060	2z3-089-0500-B65-L0,40-06	2½" Z	Add-on	0.25	6,3	16.4	5	2.74	70	Both ends	No	No	134	61
3.5	89	57699050	2z3-089-0400-B65-L0,40-06	2½" Z	Add-on	0.25	6,3	13	4	2.74	70	Both ends	No	No	125	57
3.5	89	57882292	2cj-089-0460-A65-L0,40-08	2½" Z Pin x 2 3/8" API Reg Box	Starter pipe	0.368	8,8	15.1	4,6	2.74	70	Both ends	No	No	211	96
3.5	89	57699043	2cj-089-0270-A65-L0,40-08	2½" Z Pin x 2 3/8" API Reg Box	Starter pipe	0.368	8,8	8.9	2,7	2.74	70	Both ends	No	No	117	53
3.5	89	57699035	2ck-089-0247-A65-L0,40-08	2½" Z Pin x 3½" API Reg Box	Starter pipe	0.368	8,8	8.9	2,7	2.74	70	Both ends	No	No	110	50
4	102	57794422	2z3-102-0500-B65-L0,40-06	2½"Z	Add-on	0.25	6,3	16.4	5	3	76	Both ends	No	No	180	82
4	102	51788487	2z3-102-0400-B65-L0,40-06	2½"Z	Add-on	0.25	6,3	13	4	3	76	Both ends	No	No	147	67
4	102	57882318	2ck-102-0440-A65-L0,40-08	2½"Z Pin x 3½" API REG Box	Starter pipe	0.368	8,8	14.4	4,4	3	76	Both ends	No	No	220	100
4	102	51985893	2ck-102-0270-A65-L0,40-08	2½"Z Pin x 3½" API REG Box	Starter pipe	0.368	8,8	8.9	2,7	3	76	Both ends	No	No	169	77

Design group TH60 (T2, T3, TH60/75E/100A)

Diameter		Product No.	Product code	Thread Pin/Box	Component	Wall thickness		Length		Wrench flats			Hex		Weight	
inch	mm					inch	mm	feet	m	inch	mm	Flat location	inch	mm	lbs	kg
3.5	89	58160896	211-089-0609-B48-E0,40-08	2 3/8" API IF	Pipe	0.368	8,8	20	6,1	2.75	70	Box only	No	No	229	104
4.5	114	57690448	213-114-0609-B48-L0,40-08	2 7/8" API IF	Pipe	0.368	8,8	20	6,1	3.5	89	Box only	No	No	343	156
4.5	114	58160953	213-114-0609-B48-E0,40-08	2 7/8" API IF	Pipe	0.368	8,8	20	6,1	3.5	89	Box only	No	No	343	156
4.5	114	58160912	214-114-0609-B48-E0,40-08	3½" API REG	Pipe	0.368	8,8	20	6,1	3.5	89	Box only	No	No	343	156

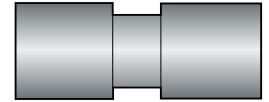
Design group Atlas Copco SmartROC/FlexiROC/ROC series

Diameter		Product No.	Product code	Thread Pin/Box	Wall thickness		Length		Wrench flats	Weight	
inch	mm				inch	mm	feet	m		lbs	kg
3	76	89000871	210-076-0600-B44-A0,40-06	2 3/8" API REG	0.248	6,3	19.68	6	No Wrench flats	145	66
3	76	89000444	210-076-0500-B44-A0,40-06	2 3/8" API REG	0.248	6,3	16.4	5	No Wrench flats	128	58
3	76	89009398	210-076-0400-B44-A0,40-06	2 3/8" API REG	0.248	6,3	13.12	4	No Wrench flats	106	48
3.5	89	89000999	210-089-0600-B44-A0,40-08	2 3/8" API REG	0.346	8,8	19.68	6	No Wrench flats	279	127
3.5	89	89009356	210-089-0600-B44-A0,40-06	2 3/8" API REG	0.248	6,3	19.68	6	No Wrench flats	183	83
3.5	89	89000442	210-089-0500-B44-A0,40-06	2 3/8" API REG	0.248	6,3	16.4	5	No Wrench flats	165	75
3.5	89	89000445	210-089-0400-B44-A0,40-06	2 3/8" API REG	0.248	6,3	13.12	4	No Wrench flats	132	60
4	102	89000698	212-102-0600-B44-A0,40-06	2 7/8" API REG	0.248	6,3	19.68	6	No Wrench flats	232	105,3
4	102	89000681	212-102-0500-B44-A0,40-06	2 7/8" API REG	0.248	6,3	16.4	5	No Wrench flats	197	89,6
4	102	89000648	212-102-0400-B44-A0,40-06	2 7/8" API REG	0.248	6,3	13.12	4	No Wrench flats	152	69
4.5	114	89000950	214-114-0600-B44-A0,40-08	3½" API REG	0.346	8,8	19.68	6	No Wrench flats	350	159
4.5	114	89009355	214-114-0600-B44-A0,40-06	3½" API REG	0.248	6,3	19.68	6	No Wrench flats	254	115,3
4.5	114	89001303	214-114-0500-B44-A0,40-06	3½" API REG	0.248	6,3	16.4	5	No Wrench flats	239	108,5
5.5	140	89000982	217-140-0600-B44-A0,40-08	4½" API REG	0.346	8,8	19.68	6	No Wrench flats	441	200,5
5.5	140	89001415	217-140-0500-B44-A0,40-08	4½" API REG	0.346	8,8	16.4	5	No Wrench flats	381	173,4

Drill pipes

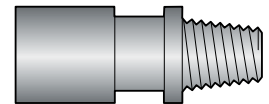
Design group standard style – wrench flats Pin and box end

Diameter		Product No.	Product code	Thread Pin/Box	Wall thickness		Length		Wrench flats			Weight	
inch	mm				inch	mm	feet	m	inch	mm	Flat location	lbs	kg
2.00	51	89010255	2DT-051-0100-B00-L00,40-05	RD 40-6	0.20	5	3.3	1,0	1.61	41	Both ends	15.9	7,2
2.00	51	89010253	2DT-051-0150-B00-L00,40-05	RD 40-6	0.20	5	4.9	1,5	1.61	41	Both ends	23.1	10,5
2.00	51	89010251	2DT-051-0300-B00-L00,40-05	RD 40-6	0.20	5	9.8	3,0	1.61	41	Both ends	39.7	18,0
2.50	63	89010256	240-063-0100-B00-L00,40-05	RD 50-6	0.20	5	3.3	1,0	1.97	50	Both ends	16.5	7,5
2.50	63	89010254	240-063-0150-B00-L00,40-05	RD 50-6	0.20	5	4.9	1,5	1.97	50	Both ends	24.3	11,0
2.50	63	89010252	240-063-0300-B00-L00,40-05	RD 50-6	0.20	5	9.8	3,0	1.97	50	Both ends	52.9	24,0
2.75	70	89001311	240-070-0120-B00-L0,40-04	RD 50-6	0.16	4	3.9	1,2	2.16	55	Both ends	23.1	10,5
2.75	70	89009166	240-070-0150-B00-L0,40-04	RD 50-6	0.16	4	4.9	1,5	2.16	55	Both ends	28	12,7
2.75	70	89009467	240-070-0300-B00-L0,40-04	RD 50-6	0.157	4,0	9.8	3	2.16	55	Both ends	51	23,2
3	76	89001335	210-076-0609-B00-L0,40-06	2 3/8" API REG	0.248	6,3	20	6,09	2.55	65	Both ends	158	72
3	76	89009348	210-076-0300-B00-L0,40-06	2 3/8" API REG	0.248	6,3	9.8	3	2.55	65	Both ends	79	36
3	76	89009470	210-076-0300-B00-L0,40-04	2 3/8" API REG	0.157	4,0	9.8	3	2.55	65	Both ends	55	25
3	76	89010061	210-076-0300-W00-L0,40-04	2 3/8" API REG	0.157	4,0	9.8	3	2.55	65	Both ends	53	24
3	76	89009347	210-076-0200-B00-L0,40-06	2 3/8" API REG	0.248	6,3	6.6	2	2.55	65	Both ends	55	25
3	76	89009489	210-076-0200-B00-L0,40-04	2 3/8" API REG	0.157	4,0	6.6	2	2.55	65	Both ends	40	18
3	76	89009346	210-076-0150-B00-L0,40-06	2 3/8" API REG	0.248	6,3	4.9	1,5	2.55	65	Both ends	44	20
3	76	89009468	210-076-0150-B00-L0,40-04	2 3/8" API REG	0.157	4,0	4.9	1,5	2.55	65	Both ends	33	15
3	76	89009345	210-076-0100-B00-L0,40-06	2 3/8" API REG	0.248	6,3	3.3	1	2.55	65	Both ends	31	14
3	76	89009469	210-076-0100-B00-L0,40-04	2 3/8" API REG	0.157	4,0	3.3	1	2.55	65	Both ends	24	11
3	76	89009176	240-076-0300-B00-L0,40-04	RD 50-6	0.157	4,0	9.8	3	2.55	65	Both ends	57	26
3.5	89	89009473	210-089-0300-B00-L0,40-06	2 3/8" API REG	0.248	6,3	9.8	3	2.55	65	Both ends	95	43
3.5	89	89009472	210-089-0300-B00-L0,40-04	2 3/8" API REG	0.157	4,0	9.8	3	2.55	65	Both ends	68	31
3.5	89	89009210	210-089-0200-B00-L0,40-06	2 3/8" API REG	0.248	6,3	6.6	2	2.55	65	Both ends	66	30
3.5	89	89009490	210-089-0200-B00-L0,40-04	2 3/8" API REG	0.157	4,0	6.6	2	2.55	65	Both ends	51	23
3.5	89	89009448	210-089-0180-B00-L0,40-06	2 3/8" API REG	0.248	6,3	6	1,8	2.55	65	Both ends	62	28
3.5	89	89009479	210-089-0150-B00-L0,40-06	2 3/8" API REG	0.248	6,3	4.9	1,5	2.55	65	Both ends	53	24
3.5	89	89009471	210-089-0150-B00-L0,40-04	2 3/8" API REG	0.157	4,0	4.9	1,5	2.55	65	Both ends	40	18
3.5	89	89009209	210-089-0100-B00-L0,40-06	2 3/8" API REG	0.248	6,3	3.3	1	2.55	65	Both ends	37	17
3.5	89	89009194	210-089-0100-B00-L0,40-04	2 3/8" API REG	0.157	4,0	3.3	1	2.55	65	Both ends	31	14
3.5	89	89000798	243-089-0180-B00-L0,40-06	LT 275	0.248	6,3	6	1,8	2.55	65	Both ends	62	28
3.5	89	89009216	211-089-0600-B00-L0,40-06	2 3/8" API IF	0.248	6,3	19.68	6	2.55	65	Both ends	180	82
3.5	89	89009214	211-089-0300-B00-L0,40-06	2 3/8" API IF	0.248	6,3	9.8	3	2.55	65	Both ends	95	43
4	102	89009423	212-102-0300-B00-L0,40-06	2 7/8" API REG	0.248	6,3	9.8	3	3	75	Both ends	114	52
4.5	114	89009370	214-114-0600-B00-L0,40-08	3 1/2" API REG	0.346	8,8	19.68	6	3.74	95	Both ends	295	134
4.5	114	89009477	214-114-0600-B00-L0,40-06	3 1/2" API REG	0.248	6,3	19.68	6	3.74	95	Both ends	244	111
4.5	114	89000994	214-114-0500-B00-L0,40-06	3 1/2" API REG	0.248	6,3	16.4	5	3.74	95	Both ends	198	90
4.5	114	89009476	214-114-0300-B00-L0,40-06	3 1/2" API REG	0,248	6,3	9.8	3	3.74	95	Both ends	132	60
4.5	114	89009446	214-114-0300-B00-L0,40-04	3 1/2" API REG	0.157	4,0	9.8	3	3.74	95	Both ends	101	46
4.5	114	89009230	214-114-0200-B00-L0,40-06	3 1/2" API REG	0.248	6,3	6.6	2	3.74	95	Both ends	97	44
4.5	114	89009475	214-114-0150-B00-L0,40-06	3 1/2" API REG	0.248	6,3	4.9	1,5	3.74	95	Both ends	77	35
4.5	114	89009229	214-114-0100-B00-L0,40-06	3 1/2" API REG	0.248	6,3	3.3	1	3.74	95	Both ends	59	27
5.25	133	89000954	246-133-0150-B00-L0,40-05	LT 425	0,197	5,0	4.9	1,5			Both ends	73	33
5.5	140	89009536	217-140-0300-B00-L0,40-08	4 1/2" API REG	0,346	8,8	9.8	3	4.5	114	Both ends	224	102



Box to Box (female to female)

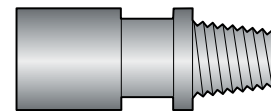
Diameter		Product No.	Product code	Length s-s		Configuration			Flats across		Weight	
inch	mm			inch	mm		Box	Box	inch	mm	lbs	kg
3.00	76	89009257	340-1076-10-014-01-D00,41	5.50	140	Box/Box	2 3/8" API Reg	RD 50-6	2.56	65	9	4
3.00	76	89009261	310-1076-10-020-01-D00,41	7.90	200	Box/Box	2 3/8" API Reg	2 3/8" API Reg	2.56	65	10	4.5
3.50	89	89009482	310-1089-10-020-01-D00,41	7.90	200	Box/Box	2 3/8" API Reg	2 3/8" API Reg	2.56	65	13	6
3.50	89	58135732	311-1089-10-051-01-D00,41	20.00	508	Box/Box	2 3/8" API Reg	2 3/8" IF	2.75	70	37	17
4.50	114	89009259	342-1114-14-018-01-D00,41	7.00	178	Box/Box	RD 70-4	3 1/2" API Reg	3.75	95	18	8
4.50	114	56934789	314-1114-12-025-01-D00,41	10.00	254	Box/Box	2 7/8" API Reg	3 1/2" API Reg	4.00	102	22	10
4.50	114	89009483	310-1114-14-021-01-D00,41	8.25	210	Box/Box	2 3/8" API Reg	3 1/2" API Reg	3.75	95	22	10
4.75	121	56930563	314-1121-14-030-01-D00,41	12.00	305	Box/Box	3 1/2" API Reg	3 1/2" API Reg	4.00	102	40	18
5.50	140	57730756	317-1140-17-030-01-D00,41	12.00	305	Box/Box	4 1/2" API Reg	4 1/2" API Reg	5.00	127	51	23
5.50	140	58135856	313-1140-17-061-01-D00,41	24.00	610	Box/Box	4 1/2" API Reg	2 7/8" IF	No	No	64	29



Box to Pin (female to male)

Diameter		Product No.	Product code	Length s-s		Configuration			Flats across		Weight	
inch	mm			inch	mm		Box	Pin	inch	mm	lbs	kg
2.50	62	89010257	3DT-2062-40-012-01-D00,41	0.39	0,12	Box/Pin	RD 40-6	RD 50-6	2.56	65	6.6	3,0
3.00	76	51862506	310-2076-Z1-030-01-D00,41	11.81	300	Box/Pin	2 3/8" API Reg	2" Z	2.62	67	15	7
3.00	76	89009286	310-2076-40-014-01-D00,41	5.72	145	Box/Pin	2 3/8" API Reg	RD 50-6	2.56	65	9	4
3.00	76	89009288	310-2076-10-014-01-D00,41	5.50	140	Box/Pin	2 3/8" API Reg	2 3/8" API Reg	2.56	65	9	4
3.50	89	56938665	310-2089-15-036-01-D00,41	14.00	356	Box/Pin	2 3/8" API Reg	3 1/2" IF	2.50	64	46	21
3.50	89	89009496	310-2089-10-014-01-D00,41	5.50	140	Box/Pin	2 3/8" API Reg	2 3/8" API Reg	2.56	65	13	6
3.75	95	89009492	310-2095-12-013-01-D00,41	5.13	130	Box/Pin	2 3/8" API Reg	2 7/8" API Reg	2.56	65	18	8
4.00	102	89009097	310-2102-10-013-01-D00,41	5.13	130	Box/Pin	2 3/8" API Reg	2 3/8" API Reg	3.00	76	17	7,8
4.50	114	89009491	310-2114-14-012-01-D00,41	4.72	120	Box/Pin	2 3/8" API Reg	3 1/2" API Reg	3.75	95	19	8,5
3.50	89	89009011	312-2089-10-015-01-D00,41	6.00	152	Box/Pin	2 7/8" API Reg	2 3/8" API Reg	2.56	65	14	6,5
4.00	102	57155921	312-2102-12-023-01-D00,41	9.00	229	Box/Pin	2 7/8" API Reg	2 7/8" API Reg	3.50	89	24	11
4.00	102	56996317	312-2102-15-036-01-D00,41	14.00	356	Box/Pin	2 7/8" API Reg	3 1/2" IF	3.00	76	55	25
5.75	146	57085425	312-2146-19-048-01-D00,41	19.00	483	Box/Pin	2 7/8" API Reg	4" IF	3.50	89	73	33
6.00	152	57093163	312-2152-19-048-01-D00,41	19.00	483	Box/Pin	2 7/8" API Reg	4" IF	3.50	89	123	56
5.00	127	52215464	313-2127-21-048-01-D00,41	19.00	483	Box/Pin	2 7/8" IF	4" FH	3.50	89	79	36
5.00	127	57048514	313-2127-21-107-01-D00,41	42.00	1067	Box/Pin	2 7/8" IF	4" FH	3.50	89	183	83
5.00	127	57233149	313-2127-21-137-01-D00,41	54.00	1372	Box/Pin	2 7/8" IF	4" FH	3.50	89	236	107

Adapters



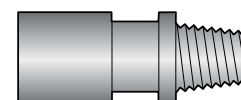
Diameter		Product No.	Product code	Length s-s		Configuration			Flats across		Weight	
inch	mm			inch	mm		Box	Pin	inch	mm	lbs	kg
5.50	140	57620544	313-2140-21-024-01-D00,41	9.50	241	Box/Pin	2 7/8" IF	4" FH	3.50	89	53	24
4.00	102	51788644	314-2102-Z2-034-01-D00,41	13.38	340	Box/Pin	3 1/2" API Reg	2 1/2" Z	3.00	76	24	11
4.00	102	56996663	314-2102-12-030-01-D00,41	12.00	305	Box/Pin	3 1/2" API Reg	2 7/8" API Reg	3.00	76	32	14,5
4.00	102	57155913	314-2102-12-023-01-D00,41	9.00	229	Box/Pin	3 1/2" API Reg	2 7/8" API Reg	3.50	89	24	11
4.50	114	89009495	314-2114-10-022-01-D00,41	8.62	219	Box/Pin	3 1/2" API Reg	2 3/8" API Reg	3.75	95	275	12,5
4.50	114	89000860	314-2114-10-030-01-D00,41	11.75	299	Box/Pin	3 1/2" API Reg	2 3/8" API Reg	3.75	95	35.7	16,2
4.50	114	51031318	314-2114-Z1-025-01-D00,41	10.00	254	Box/Pin	3 1/2" API Reg	2" Z	3.50	89	22	10
4.50	114	89009051	314-2114-12-016-01-D00,41	6.29	160	Box/Pin	3 1/2" API Reg	2 7/8" API Reg	3.75	95	16	7,5
4.50	114	89009053	314-2114-13-016-01-D00,41	6.29	160	Box/Pin	3 1/2" API Reg	2 7/8" IF	3.75	95	18	8
4.50	114	89009494	314-2114-14-016-01-D00,41	6.29	160	Box/Pin	3 1/2" API Reg	3 1/2" API Reg	3.75	95	18	8
4.50	114	89009052	314-2114-19-016-01-D00,41	6.29	160	Box/Pin	3 1/2" API Reg	API NC 35	3.75	95	22	10
4.50	114	57155947	314-2114-14-023-01-D00,41	9.00	229	Box/Pin	3 1/2" API Reg	3 1/2" API Reg	3.50	89	22	10
4.50	114	57762940	314-2114-14-097-01-D00,41	38.00	965	Box/Pin	3 1/2" API Reg	3 1/2" API Reg	3.50	89	141	64
5.00	127	57187114	314-2127-14-023-01-D00,41	9.00	229	Box/Pin	3 1/2" API Reg	3 1/2" API Reg	3.50	89	44	20
5.00	127	57194078	314-2127-14-061-01-D00,41	24.00	607	Box/Pin	3 1/2" API Reg	3 1/2" API Reg	3.50	89	134	61
5.00	127	57194086	314-2127-14-091-01-D00,41	36.00	914	Box/Pin	3 1/2" API Reg	3 1/2" API Reg	3.50	89	159	72
5.00	127	57236895	314-2127-B1-023-01-D00,41	9.00	229	Box/Pin	3 1/2" API Reg	3 1/2" BECO	3.50	89	44	20
5.00	127	50217504	314-2124-A0-048-01-D00,41	19.00	483	Box/Pin	3 1/2" API Reg	4" FH	3.50	89	57	26
5.00	127	52156734	314-2127-21-042-01-D00,41	16.50	419	Box/Pin	3 1/2" API Reg	4" FH	3.50	89	55	25
5.50	140	52249463	314-2140-B1-081-01-D00,41	32.00	813	Box/Pin	3 1/2" API Reg	3 1/2" BECO	4.50	114	189	86
5.75	146	89009099	314-2146-17-013-01-D00,41	5.16	131	Box/Pin	3 1/2" API Reg	4 1/2" API Reg	4.71	120	36	16,5
6.00	152	57032872	314-2152-19-048-01-D00,41	19.00	483	Box/Pin	3 1/2" API Reg	4" IF	3.50	89	112	51
5.50	140	52206992	3B1-2140-21-048-01-D00,41	19.00	483	Box/Pin	3 1/2" BECO	4" FH	4.50	114	73	33
6.00	152	57294845	3B1-2152-19-048-01-D00,41	19.00	483	Box/Pin	3 1/2" BECO	4" IF	3.50	89	108	49
6.00	152	57032955	3B2-2152-19-048-01-D00,41	19.00	483	Box/Pin	4" BECO	4" IF	4.50	114	121	55
5.50	140	52215456	321-2140-13-061-01-D00,41	24.00	607	Box/Pin	4" FH	2 7/8" IF	3.50	89	81	37
4.50	114	50346881	317-2114-14-061-01-D00,41	24.00	607	Box/Pin	4 1/2" API Reg	3 1/2" API Reg	3.50	89	79	36
5.50	140	57142069	317-2140-14-023-01-D00,41	9.00	229	Box/Pin	4 1/2" API Reg	3 1/2" API Reg	4.50	114	46	21
5.50	140	57678625	317-2140-B1-091-01-D00,41	36.00	914	Box/Pin	4 1/2" API Reg	3 1/2" BECO	4.50	114	216	98
5.50	140	52206984	317-2140-B1-023-01-D00,41	9.00	229	Box/Pin	4 1/2" API Reg	3 1/2" BECO	4.50	114	46	21
5.50	140	57338477	317-2140-B1-061-01-D00,41	24.00	607	Box/Pin	4 1/2" API Reg	3 1/2" BECO	4.50	114	139	63
5.75	146	89009588	317-2146-14-023-01-D00,41	9.25	235	Box/Pin	4 1/2" API Reg	3 1/2" API Reg	3.75	95	42	19

Atlas Copco ROC series

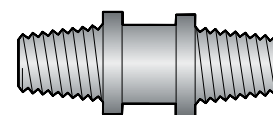


Diameter		Product No.	Product code	Length s-s			Configuration		Flats across		Weight	
inch	mm			inch	mm		Box	Pin	inch	mm	lbs	kg
3.00	76	89000701	310-2076-10-030-01-C44,41	12.00	305	Box/Pin	2 3/8" API Reg	2 3/8" API Reg	n/a	n/a	19.6	89
3.50	89	89000644	310-2090-10-030-01-C44,41	12.00	305	Box/Pin	2 3/8" API Reg	2 3/8" API Reg	n/a	n/a	28.6	13
4.00	102	89000655	312-2102-10-030-01-C44,41	12.00	305	Box/Pin	2 7/8" API Reg	2 3/8" API Reg	n/a	n/a	35.2	16
4.50	114	89000702	314-2114-14-030-01-C44,41	12.00	305	Box/Pin	3 1/2" API Reg	3 1/2" API Reg	n/a	n/a	46.2	21
4.50	114	89000854	314-2114-12-030-01-C44,41	12.00	305	Box/Pin	3 1/2" API Reg	2 7/8" API Reg	n/a	n/a	46.2	21
5.00	127	89001339	314-2127-14-030-01-D44,41	12.00	305		3 1/2" API Reg	3 1/2" API Reg	n/a	n/a	60.1	27,3

Atlas Copco SmartROC/FlexiROC/ROC series with float sub short adapter or fixed sub long adapter



Diameter		Product No.	Product code	Length s-s			Configuration		Flats across		Weight	
inch	mm			inch	mm		Box	Pin	inch	mm	lbs	kg
3.00	76	89001326	310-2076-10-022-01-C43,41	8.66	220	Box/Pin	2 3/8" API Reg	2 3/8" API Reg	2.56	65	14.7	6,7
3.00	76	89001315	310-2076-10-058-01-D43,41	22.83	580	Box/Pin	2 3/8" API Reg	2 3/8" API Reg	2.56	65	38.8	6,7
3.50	89	89001327	310-2089-10-022-01-C43,41	8.66	220	Box/Pin	2 3/8" API Reg	2 3/8" API Reg	2.56	65	20.5	9,3
3.50	89	89001322	310-2089-10-058-01-C43,41	22.83	580	Box/Pin	2 3/8" API Reg	2 3/8" API Reg	2.56	65	53.3	25,1
4.00	102	89001328	312-2102-10-022-01-C43,41	8.66	220	Box/Pin	2 7/8" API Reg	2 3/8" API Reg	2.95	75	26	11,8
4.00	102	89001323	312-2102-10-058-01-C43,41	22.83	580	Box/Pin	2 7/8" API Reg	2 3/8" API Reg	2.95	75	72.5	32,9
4.00	102	89001331	312-2102-14-022-01-C43,41	8.66	220	Box/Pin	2 7/8" API Reg	3 1/2" API Reg	2.95	75	27.3	12,4
4.00	102	89001325	312-2102-14-058-01-C43,41	22.83	580	Box/Pin	2 7/8" API Reg	3 1/2" API Reg	2.95	75	69.4	31,5
4.50	114	89001329	314-2114-14-022-01-C43,41	8.66	220	Box/Pin	3 1/2" API Reg	3 1/2" API Reg	3.74	95	33.5	15,2
4.50	114	89001320	314-2114-14-058-01-C43,41	22.83	580	Box/Pin	3 1/2" API Reg	3 1/2" API Reg	3.74	95	89	40,4
5.50	140	89001330	317-2140-14-022-01-C43,41	8.66	220	Box/Pin	4 1/2" API Reg	3 1/2" API Reg	4.72	120	44	20
5.50	140	89001324	317-2140-14-058-01-C43,41	22.83	580	Box/Pin	4 1/2" API Reg	3 1/2" API Reg	4.72	120	131	59,4



Pin to Pin (male to male)

Diameter		Product No.	Product code	Length s-s			Configuration		Flats across		Weight	
inch	mm			inch	mm		Pin	Pin	inch	mm	lbs	kg
3.00	76	89009270	340-3076-10-006-01-D00,41	2.33	60	Pin/Pin	RD 50-6	2 3/8" API Reg	2.63	65	6.6	3
3.00	76	89010258	310-3076-DT-008-01-D00,41	0.26	0,08	Pin/Pin	2 3/8" API Reg	RD 40-6	2.56	65	7.7	3,5
3.50	89	89009272	342-3089-10-007-01-D00,41	2.75	70	Pin/Pin	RD 70-4	2 3/8" API Reg	2.63	65	10	4,6
3.50	89	89009498	310-3090-10-007-01-D00,41	2.75	70	Pin/Pin	2 3/8" API Reg	2 3/8" API Reg	2.63	65	10	4,6
3.69	94	50984616	310-3076-10-010-01-D00,41	4.00	102	Pin/Pin	2 3/8" API Reg	2 3/8" API Reg	2.25	57	11	5
4.75	121	58040361	315-3121-11-050-01-D00,41	19.50	495	Pin/Pin	2 3/8" IF	3 1/2" IF			62	28
4.75	121	58036625	315-3121-13-050-01-D00,41	19.50	495	Pin/Pin	2 3/8" IF	3 1/2" IF			81	37
5.00	127	57611360	315-1127-21-097-01-D00,41	38.00	970	Pin/Pin	4" FH	3 1/2" IF	3.50	89	200	91

Service and support

Service and support

Atlas Copco Secoroc service, support and training follows every purchase, to ensure that customers extract maximum productivity from their drilling operations. Having a knowledgeable and available Secoroc drilling partner on site or on-line makes the difference between going it alone and tapping the experience and know-how of a world-class partner.

For example, Secoroc knows that using higher productivity bits reduces the cost of each drilled hole, and the simplest way to cut costs is to drill holes faster. This has been a focus of product development, and is at the core of Secoroc technology, ensuring that every generation of products drills faster and more efficiently.

It takes a support team to apply this knowledge, so that customers can be assured they run a profitable and efficient drilling operation in an increasingly competitive business climate.

The bottom line is that the customer can count on Secoroc service and support, supplied by the largest, most dedicated manufacturer of DTH drilling tools in the world.





Atlas Copco Secoroc AB
Box 521, SE-737 25 Fagersta, Sweden
Phone: +46 223 461 00
E-mail: secoroc@se.atlascopco.com
www.atlascopco.com