

# Senegal Literacy Project Overview



## Children Helping Children Learn to Read

Where would you be without the ability to read? How would you know when to give that new medicine to your child and how *much* medicine to give? How would you read the contract for your new job to know if you want to sign on the dotted line? How would you read the Bible and learn God's plan for your life without having to rely on someone else? You wouldn't!

In Senegal, West Africa children can go to school, but their lessons are taught in French. Since many children in Senegal don't speak French when they start school, they don't understand their lessons. So, it's not surprising that many find learning difficult. When students fail, far too many give up and stop going to school. Who can blame them?

You and the children in your ministry or family have the opportunity to make a difference for children in Senegal. For just \$65.00, you can provide an entire year of reading lessons for one Senegalese child. That is about \$5.45 per month!

For less than \$6.00 a month your children can make it possible for a child in Senegal to learn to read. Your children can help another child to succeed in school. They can help a child gain the skills needed to read the Bible in his or her own language and learn about God's great love! Children here can make a difference for eternity in the life of a child in Senegal. Maybe your children will even want to help two or three children!

The *Senegal Literacy Project* curriculum includes three engaging, interactive lessons and complementary materials to help you teach about Senegal. Children will get a taste of life in this West African country. The lessons encourage students to pray and give so that children in Senegal can learn to read. Then they can read the Bible for themselves. And

## Where do I send the funds we raise?

You may send funds collected for the Senegal Literacy Project to:

**Wycliffe Bible Translators**

**P O Box 628200**

**Orlando, FL 32862-8200**

Make checks payable to Wycliffe Bible Translators. Please include a note designating the funds for the Senegal Literacy Project **996363 ADV-CHLDRN 4 SENEGAL**, or you may just clip the bottom of the informational flyer and send it, along with your check, to the address listed above.

If the children decide to collect used cell phones (minimum of 25,) go to

[www.mobiles4missions.wycliffe.org](http://www.mobiles4missions.wycliffe.org) (Continued on page 2)

If you have any questions or problems related to this lesson, please contact Wycliffe's Children's Communications team at [kids@wycliffe.org](mailto:kids@wycliffe.org).

No part of this lesson may be republished or sold without permission. Copying for classroom use is encouraged! © Wycliffe 2013

More curricula to engage children in Bible translation are available at [www.wycliffe.org/kids](http://www.wycliffe.org/kids).

**Wycliffe<sup>®</sup>**  
**.org**

maybe, just maybe, the children you teach will consider serving the Lord overseas someday!

This *Senegal Literacy Project* overview includes these complementary components that will be referred to in the lessons:

Page 3 – Project flyer

Pages 4–6 – “Cents to Send” lesson

Page 7 – “Bank Cube”

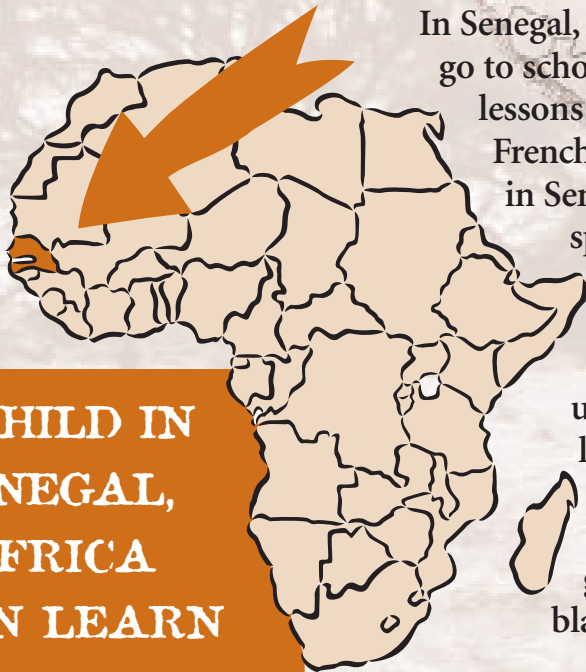
Page 8–9 – “Mobiles for Missions” flyer

**Thank you for prayerfully considering involvement with the  
Senegal Literacy Project.**


(Continued from page 1)  
for mailing directions and  
instructions for crediting your gift to  
the project: **996363ADV-  
CHLDRN 4 SENEGAL.**

# AFRICA

## Change one child's life today



In Senegal, children can go to school. But their lessons are taught in French. Many children in Senegal don't speak French when they start school, and so don't understand their lessons. Many find learning difficult. When students fail, far too many give up and stop going to school. Who can blame them?



### A CHILD IN SENEGAL, AFRICA CAN LEARN TO READ!

Each gift of \$65 teaches a child to read for a whole year!

### FROM FAIL TO TOP STUDENTS

Literacy programs help children become top students. School officials report amazing progress when children learn to read first in their own local language. By teaching children to read in their own language, you can help them become top students.

### OPENING THE GOSPEL TOO!

Literacy opens the door to the gospel. God works powerfully through His Word. People often become followers of Jesus simply as a result of reading the Bible in their own language.

At the conclusion of this project, the teacher or parent will collect student-earned contributions and mail them in one check along with the form below.



**Yes, I want to help children in Senegal to read in their own language.**

Enclosed is my gift of \$ \_\_\_\_\_ to support literacy work in Senegal. (ADV-CHLDRN 4 SENEGAL) (#996363)

Name \_\_\_\_\_

Address \_\_\_\_\_

City/St/Zip \_\_\_\_\_

Phone \_\_\_\_\_ Email \_\_\_\_\_

On the back of this form, please write a story sharing with us why you decided to give to this project.

Make checks payable to:

Wycliffe Bible Translators  
P. O. Box 628200  
Orlando, FL 32862-8200  
www.wycliffe.org  
1-800-992-5433 Ext. 3705



# Cents to Send



## Description:

Through a fun coin-drop activity, children will experience the joy of giving in order to help accelerate the pace of Bible translation around the world right now!

## Aim:

Children will be challenged to *give* towards the Senegal Literacy Project.

## Audience:

Pre-school to grade 6

## Country

Senegal, Africa

## Minimum Time Requirements:

3–5 minutes

## Scripture:

Deuteronomy 16:17

## Materials:

- Container of extra coins for those who don't have any coins
- Chair
- Large-mouth jar
- Optional: change counter
- Senegal Literacy Project flyer
- Bank cube handouts and an example of one already put together
- Optional: calculator
- Bible marked at Deuteronomy 16:17

If you have any questions or problems related to this lesson, please contact Wycliffe's Children's Communications team at [kids@wycliffe.org](mailto:kids@wycliffe.org).

No part of this lesson may be republished or sold without permission. *Copying for classroom use is encouraged!* © Wycliffe 2014

More curricula to engage children in Bible translation are available at [www.wycliffe.org/kids](http://www.wycliffe.org/kids).

## Pre-class Preparation:

- Place a chair in front of the jar with seat facing away from the jar. Coins will be dropped over the back of the chair. Leave space for a line to form to watch the coins drop into the jar.
- Make copies of the *Senegal Literacy Project* flyers for each child.
- Decide if you want to include a change counter and/or calculator.
- Have enough “Bank Cube” handouts (see separate complementary component with that name) for the group and an example of one already put together.
- Load a container with spare change for children who didn’t come prepared.
- Mark Deuteronomy 16:17 in your Bible.

## Class Time:

**Begin this lesson by reading Deuteronomy 16:17. After reading, ask,**

According to this verse, who is supposed to give? (*everyone who can*)  
Do you think that might include children? (*yes!*) And adults too? (*yes*)  
How much should a person give? (*depends on how much God has blessed him/her*) Can you think of some ways that you have been blessed?

**Allow some discussion. Then say,**

It sounds to me like we have all been blessed by God. Is that correct? (*yes*) Then, according to this verse, what should we all do? (*give*) One of the ways God blesses us so that we can bless others is that He helps us earn money. Today you have the opportunity to share some of the money with which God has blessed you to support a Senegal child learning to read in his own language. One out of every 2 Senegalese people can’t read. Part of the problem is that schools are taught in French, but many school children don’t understand French. Do you think you would have learned to read if your teacher only taught you in Russian?

There are about 40 different languages spoken in Senegal. About half of them don’t have one word of God’s Word written in their language. Six language groups now have a New Testament in their language and twelve language groups have a translation project in progress.\* The money we collect today will help Senegalese children learn to read their own language, so they can read God’s Word. We call this activity

## Materials:

- Bible marked at Deuteronomy 16:17

\*Statistics come from  
[www.wycliffe.net/world/tabid/65/Default.aspx?continent=AFR&country=SG](http://www.wycliffe.net/world/tabid/65/Default.aspx?continent=AFR&country=SG)

"Cents to Send." You can use pennies, nickels, dimes, quarters, half dollars or one dollar coins, anything from 1-100 cents! And if you don't have any cents, we have some to share.

**Arrange the chair and jar, and have the students line up in front of the chair so that they can watch the coins being dropped into the jar. Say,**

One by one you're going to kneel on the chair and try to drop your "cents" over the back of the chair into the jar. What goes into the jar will be sent to Senegal to pay for literacy classes for children. When everyone has dropped in their "Cents to Send," we will count it to see how many cents we have to send. 540 cents (\$5.40) pays for a month of literacy class for one child.

**(Invite some adults to steady the chair.) When all have dropped coins, either dump the coins from the jar into the change counter to see how many "Cents to Send" they have collected, or count it together. Invite some adults to pass out the Senegal Literacy Project flyers and the bank cubes to assemble. Hold up the Senegal Literacy Project flyer and say,**

You have donated \_\_\_\_\_ for the Senegal Literacy Project! You have helped one child like this (*point to picture on flyer*) attend literacy class for about \_\_\_\_\_ months. (*divide number of cents by 540*)

**Hold up the assembled bank, and say,**

You are advancing Bible translation in Senegal! Woo-hoo! We know that some of you weren't prepared to give towards this project today, and that some of you may want to give more toward this project later. So here's a bank with directions for how to assemble it. It will look like this when you assemble it. When it's full, your mom or dad can write a check for the amount in your bank, and send it along with the folded up bank back to Wycliffe, and the money will help more Senegalese children attend literacy classes.

## Closing:

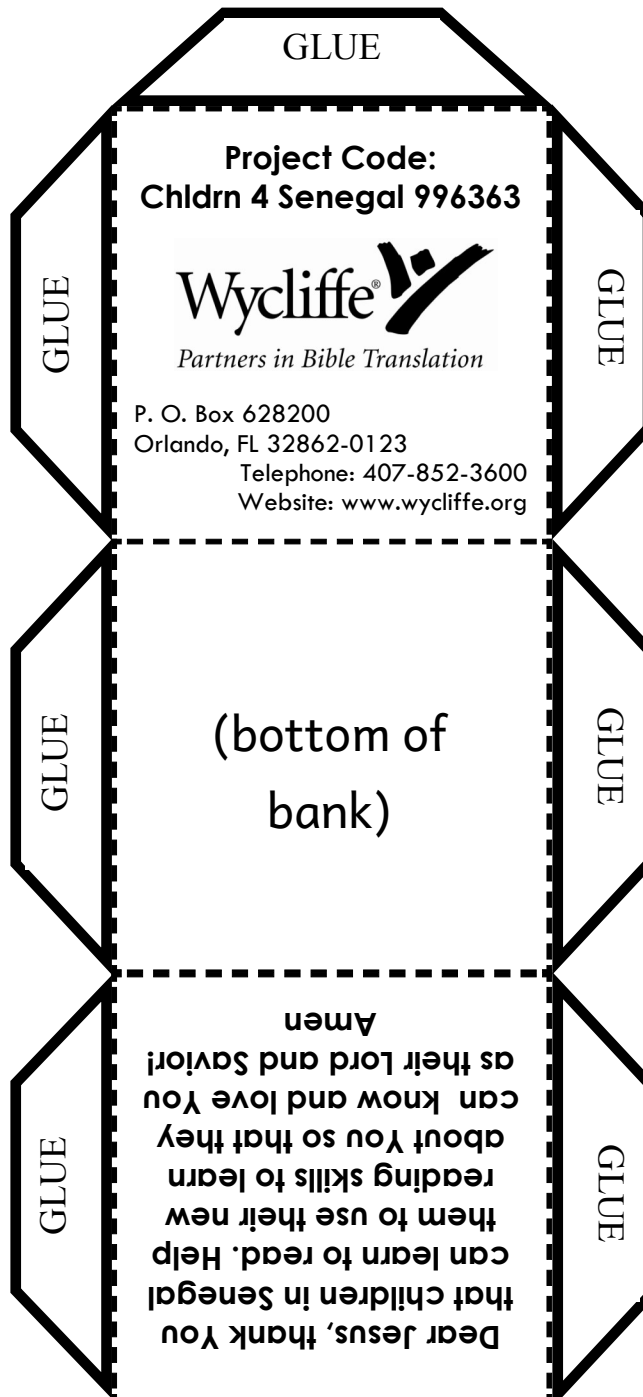
**Spend time in prayer for the children of Senegal who attend literacy classes—especially that they will read God's Word and learn how much Jesus loves them. He gave His life to offer them eternal life!**

## Materials:

- Container of extra coins for those who don't have coins
- Chair
- Jar
- Optional: change counter
- Optional: calculator
- Copies of *Senegal Literacy Project* flyer for each child
- Example of an assembled bank cube
- Copies of the "Bank Cube" handouts for each child

# INSTRUCTIONS

1. Write your name on the line.
2. Color the white space in each square.
3. Cut on the outer solid lines and the slit where the money goes in (under your name). At this point you could glue the pattern to a stiff backing and re-cut the outside lines and slit. Allow time for glue to dry.
4. Fold on dotted lines.
5. Apply glue to tabs and form into a cube, with glued tabs **inside**. You may need some tape to hold the last tab in place. Let it dry. If you didn't add the stiff backing, you might want to reinforce the bank with some clear tape now.
6. Fill it up as God blesses you!
7. Ask a parent to write a check for the amount, including the project code on the check, and send it to Wycliffe.



My name is:

“All must give as they are able, according to the blessings given to them by the Lord your God.”  
(Deut. 16:17 NLT)

Help a child in  
Senegal learn to  
read. It can change  
his or her life  
forever!





# MOBILES 4 MISSIONS

**TURN YOUR OLD CELL PHONE INTO TRANSLATED SCRIPTURE**

† **INCLUDE CHARGER WHEN POSSIBLE** †

† **NO BOXES OR INSTRUCTION MANUALS PLEASE** †

**THANK YOU FOR MAKING A DIFFERENCE**

For instructions, go to <http://mobiles4missions.wycliffe.org>

ADVDES1462

Wycliffe®



# Mobiles<sup>4</sup>Missions

## Program Instructions

**1. Set up a box.** Using the enclosed signage, set up a collection box in a highly trafficked area of your church, school or workplace.

**2. Seal it up!** When the box is full, register your donation online at <http://mobiles4missions.wycliffe.org>. You will receive shipping instructions and a pre-paid FedEx shipping label.

Please donate only cell phones and chargers. Weed out any cell phone boxes and instruction manuals before shipping.

Thank you for your participation. Your donation benefits not only Wycliffe but also the environment through safe resale or disposal procedures.

**For your security, all data is deleted from every cell phone donated.**

*If you have any questions, contact [giftinkind@wycliffe.org](mailto:giftinkind@wycliffe.org) or 1-800-WYCLIFFE x3894.*

**Wycliffe<sup>®</sup>**

Wycliffe Bible Translators  
P.O. Box 628200  
Orlando, FL 32862-8200

1-800-WYCLIFFE  
(1-800-992-5433)  
[www.wycliffe.org](http://www.wycliffe.org)

#ADVDES1462