

Goodway® Tube Cleaning Equipment



Table of Contents

General Data – Cross-Reference	4
General Data – Product – Tube Cleaners	18
RAM-4-60 (Ream-A-Matic®)	18
RAM-5SF-60-3 (Speed-Feed Ream-A-Matic®)	19
RAM-6-60 (High Flow Ream-A-Matic®)	20
RAM-PTC-60 (Port-A-Ram)	21
AQ-R1500 (Rotary Duct Cleaner)	21
General Data – Product – Pressure Washers/ Vapor Steam Cleaner	22
GPW-1000-60 (Pressure washer – 1000 psi)	22
GPW-1200-60 (Pressure washer – 1200 psi)	22
GPW-2003 (Industrial Pressure Washer)	23
GPW-2502-60 (Industrial Pressure Washer)	23
GVC-1500 (Vapor Steam Cleaner)	24
General Data – Product – Vacuums	24
EV-30 (Commercial Wet-dry Vacuum)	24
EV-30-H (Commercial H.E.P.A. Vacuum)	25
EV-60-P (Commercial Pump-Out Vacuum)	25
CTV-1500-60 (Cooling Tower Vacuum)	26
CTV-1000 (Cooling Tower Vacuum)	26
General Data - Products – Coil Cleaner	28
CC-120 (Coil Pro Coil Cleaner)	28
CC-500 (Coil Pro Coil Cleaner)	28
FS10 Fiberscope	28
General Data – Flexible Shafts and Brushes	29
General Data – Miscellaneous	37
Adjustable Buffing Tool and Scraper Tool	37
Flex Hone Abrasive Tools	37
Cup Brush	38
Carbide Drills	38
Two Directional Foot Switch	39
Flexible Shaft Maintenance and Repair	39
Carrying Strap and Bag	40
Pressure Washer Accessories	40
Vacuum Accessories	40
Cooling Tower Vacuum Accessories	41
Chiller Bib Bags	41
Cleaner/Degreaser	41
Miscellaneous	42

General Data – Cross-Reference

Table 1. Goodway Ream-A-Matic Tube Cleaners

ServiceFirst Item Number	Goodway PN	Description	Voltage	Standard Features
TOL01659	RAM-4-60	Ream-A-Matic Tube Cleaner	1/2 HP, 115V, 60 Hz	Mobile dolly, tool storage box and foot switch
TOL01747	RAM-4-60-C	Ream-A-Matic Tube Cleaner w/contractor dolly	1/2 HP, 115V, 60 Hz,	Includes tool storage box, single direction foot switch and heavy duty contractor dolly.
TOL01746	RAM-4-60-R	Ream-A-Matic Tube Cleaner w/two-way foot switch	1/2 HP, 115V, 60 Hz	Includes mobile dolly, tool storage box and two-directional foot switch.
TOL01787	RAM-4-60-R-C	Ream-A-Matic Tube Cleaner w/two-way foot switch & contractor dolly	1/2 HP 115V, 60 Hz	Includes tool storage box, two-directional foot switch and contractor dolly.
TOL01741	RAM-4A-50	Ream-A-Matic Tube Cleaner	1/2 HP, 220V, 50 Hz	Includes mobile dolly, tool storage box and foot switch.
TOL01860	RAM-4-BASE-60	Ream-A-Matic Tube Cleaner W/O Dolly	1/2 HP, 115V, 60 Hz,	Includes tool storage box, and single directional foot switch.
TOL01861	RAM-4-BASE-60-R	Ream-A-Matic Tube Cleaner W/O Dolly	1/2 HP, 115V, 60 Hz	Includes tool storage box and double directional foot switch.
TOL01734	RAM-4X-60-2	Ream-A Matic Heavy Duty Tube Cleaner	1 HP, 115V, 60Hz	Includes mobile dolly, tool storage box, foot switch and 2:1 drive ratio
TOL01660	RAM-5SF-60-3	Ream-A-Matic Tube Cleaner	3/4 HP, 115V, 60 Hz	Speed-Feed gun, 15' (4.6m) guide hose, one set of shaft feeder gears for GTC703 series flexible shafts, mobile dolly, tool storage box and foot switch.
TOL01748	RAM-5SF-60-3-C	Ream-A-Matic Speed Feed Tube Cleaner w/contractor dolly	3/4 HP, 115V, 60 Hz,	Includes speed-feed gun 15 ft. guide hose, one set of shaft feeder gears for GTC703 series flexible shafts, tool storage box, foot switch and heavy-duty contractor dolly.
TOL01661	RAM-6-60	Ream-A-Matic Tube Cleaner	1 1/2 HP, 115V, 60 Hz	Contractor dolly, tool storage box and foot switch.
TOL01745	RAM-PTC-60	Port-A-Ram Tube Cleaner	1/2 HP, 115V, 60 Hz	Single Direction, Direct Drive, 1725 RPM
TOL01942	RAM-5SF-60-3-BASE	Ream-A-Matic Tube cleaner	3/4 HP, 115V	Includes speed-feed gun 15 FT. guide hose, one set of shaft feeder gears for GTC703 series flexible shafts, tool storage box and single direction foot switch.
TOL02045	AQ-R1500	Duct Cleaner	1 HP, 115V, 60 Hz	Includes belt switch with forward/reverse adjustable speed control, mobile dolly and tool storage box

Table 2. Goodway Pressure Washers/Goodway Vapor-Steam Cleaner

ServiceFirst Item Number	Goodway PN	Description	Voltage	Standard Features
TOL01726	GPW-1000-60	Hi-Pressure Washer 1000 psi @ 2.2 gpm	1/2 HP, 115V, 60 Hz	Includes 3' wand, 25' high pressure hose, 5 quick disconnect nozzles, soap container and dolly
TOL01679	GPW-1200-60	Portable Hi-Pressure Washer 1200 psi @ 1.8 gpm	1.7 HP, 115V, 60 Hz	Includes 3' wand, 25' hi-pressure hose, variable pressure nozzle and soap container
TOL02131	GVC-1500	Vapor Steam Cleaner, 1500 W	115V, 60 Hz	Includes 10' hose, two-piece 38" wand, 11" floor brush, 5" triangular brush, 3" triangular brush, 9" squeegee tool, 14" curved lance, 8" curved lance, 3" detail lance, 2" round brush with spare nylon and brass bristles, soap container and one gallon of high temperature cleaner degreaser
TOL02247	GPW-2003-60	Industrial Pressure Washer 5 HP	230/60/1; 5 hp	Includes 3' wand, 50' high pressure hose, high-low pressure variable pattern nozzle and built in soap container.
TOL02248	GPW-2502-60	Industrial Pressure Washer 5 HP	230/60/1; 5 hp	

Table 3. Goodway Vacuums

ServiceFirst Item Number	Goodway PN	Description	Voltage	Standard Features
TOL02078	CTV-1500-60	Cooling Tower Vacuum	1 1/2 HP, 115V, 60 Hz	Includes sediment filter, 15' intake and 25' discharge vinyl crush-proof hoses, 24" single bend wand, 36" extension tube, 6" gulper tool and storage bag.
TOL02079	CTV-1500A-60	Cooling Tower Vacuum	1 1/2 HP, 230V, 60 Hz	Includes sediment filter, 15' intake and 25' discharge vinyl crush-proof hoses, 24" single bend wand, 36" extension tube, 6" gulper tool and storage bag.
TOL02257	CTV-1000-60	Cooling Tower Vacuum, 1 HP	1 HP, 115V, 60 Hz	Includes sediment filter, (1) 15' inlet hose, (1) 25' discharge hose, single bend 24" wand, (1) 36" extension tube, 6" gulper tool and carry bag
TOL01896	EV-30	Commercial Wet-Dry Vacuum	1.6 HP, 115V, 60 Hz	Includes filter, 8.4 gallon stainless steel tank, 8 1/2' vinyl crush proof hose, three piece wand, 16" floor brush, 16" squeegee, 3" dusting brush and 9 1/2" crevice tool
TOL01898	EV-30-H	Commercial H.E.P.A. Vacuum	1.6 HP, 115V, 60 Hz	Includes 99.97% H.E.P.A. filter assembly, 10.6 gallon stainless steel tank, 8 1/2' vinyl crush proof hose, three piece wand, 16" floor brush, 16" squeegee, 3" dusting brush and 9 1/2" crevice tool. Dry use only
TOL01897	EV-60-P	Commercial Pump-Out Vacuum	2 HP, 115V, 60 Hz	Includes 20.6 gallon stainless steel tank with internal pump, 8 1/2' vinyl crush proof hose, three piece wand and 16" squeegee tool. Wet use only

General Data – Cross-Reference

Table 4. Flexible shafts

ServiceFirst Item Number	Goodway PN	DESCRIPTION	Description	Where Used
Flexible Shafts (Nylon Casing) for Tubes 1/4" - 3/8" (6.4-9.5mm) I.D.				
SHF02763	GTC-701-12	12' Flexible Shaft for 1/4" -3/8" I.D. Tubes		All RAM models (RAM-5 in manual mode)
SHF02764	GTC-701-25	25' Flexible Shaft for 1/4" - 3/8" I.D. Tubes		All RAM models (RAM-5 in manual mode)
Flexible Shafts (Nylon Casing) for Tubes 7/16" - 1/2" (11.1-12.7mm) I.D.				
SHF02765	GTC-702-12	12' Flexible Shaft for 7/16" - 1/2" (11.1-12.7mm) I.D.		All RAM models (RAM-5 in manual mode)
SHF02766	GTC-702-17	17' Flexible Shaft for 7/16" - 1/2" (11.1-12.7mm) I.D.		All RAM models (RAM-5 in manual mode)
SHF02760	GTC-702-25	25' Flexible Shaft for tubes 7/16" - 1/2" (11.1-12.7mm) I.D.		All RAM models (RAM-5 in manual mode)
SHF02761	GTC-702-35	35' Flexible Shaft for tubes 7/16" - 1/2" (11.0-12.7mm) I.D.		All RAM models (RAM-5 in manual mode)
SHF02767	GTC-702-45	45' Flexible Shaft for 7/16" - 1/2" (11.1-12.7mm) I.D.		All RAM models (RAM-5 in manual mode)
SHF02985	GTC-702-35-R5	35' Flexible Shaft		RAM-5 with SFG-702 Gears
Flexible Shafts (Nylon Casing) for Tubes 7/16" - 1/2" (11.1-12.7mm) I.D. with quick connect fitting				
SHF02768	GTC-702Q-12	12' Flexible Shaft for 7/16" - 1/2" (11.1-12.7mm) I.D. w/quick connect fittings		All RAM models (RAM-5 in manual mode) and quick connect brushes
SHF02769	GTC-702Q-17	17' Flexible Shaft for 7/16" - 1/2" (11.1-12.7mm) I.D. w/quick connect fittings		All RAM models (RAM-5 in manual mode) and quick connect brushes
SHF02770	GTC-702Q-25	25' Flexible Shaft for tubes 7/16" - 1/2" (11.1-12.7mm) I.D. w/quick connect fittings		All RAM models (RAM-5 in manual mode) and quick connect brushes
SHF02771	GTC-702Q-35	35' Flexible Shaft for tubes 7/16" - 1/2" (11.0-12.7mm) I.D. w/quick connect fittings		All RAM models (RAM-5 in manual mode) and quick connect brushes
SHF02772	GTC-702Q-45	45' Flexible Shaft for 7/16" - 1/2" (11.1-12.7mm) I.D. w/quick connect fittings		All RAM models (RAM-5 in manual mode) and quick connect brushes
Flexible Shafts (Nylon Casing) for Tubes 9/16" - 1" (14.3-25.4mm) I.D.				
SHF02773	GTC-703-12	12' Flexible Shaft		All RAM models (RAM-5 in manual mode)
SHF02762	GTC-703-17	17' Flexible Shaft		All RAM models (RAM-5 in manual mode)
SHF02734	GTC-703-25	25' Flexible Shaft		All RAM models (RAM-5 in manual mode)
SHF02735	GTC-703-35	35' Flexible Shaft		All RAM models (RAM-5 in manual mode)
SHF02736	GTC-703-35-R5	35' Flexible Shaft	Comes with the stop assembly for RAM 5	RAM-5 only
SHF02737	GTC-703-45	45' Flexible Shaft		All RAM models (RAM-5 in manual mode)
SHF02738	GTC-703-45-R5	45' Flexible Shaft	Comes with the stop assembly for RAM 5	RAM-5 only
SHF02774	GTC-703-60	60' Flexible Shaft		All RAM models (RAM-5 in manual mode)
SHF02739	GTC-703-60-R5	60' Flexible Shaft	Comes with the stop assembly for RAM 5	RAM-5 only
SHF02775	GTC-703-75	75' Flexible Shaft		All RAM models (RAM-5 in manual mode)
SHF02776	GTC-703-75-R5	75' Flexible Shaft		RAM-5 only
Flexible Shafts (Nylon Casing) for Tubes 9/16-1: (14.3-25.4 mm) I.D. with quick connect fitting				
SHF02777	GTC-703Q-12	12' Flexible Shaft with Quick Connect Fitting		All RAM models (RAM-5 in manual mode) and quick connect brushes
SHF02778	GTC-703Q-17	17' Flexible Shaft with Quick Connect Fitting		All RAM models (RAM-5 in manual mode) and quick connect brushes
SHF02745	GTC-703Q-25	25' Flexible Shaft with Quick Connect Fitting		All RAM models (RAM-5 in manual mode) and quick connect brushes
SHF02746	GTC-703Q-35	35' Flexible Shaft with Quick Connect Fitting		All RAM models (RAM-5 in manual mode) and quick connect brushes
SHF02747	GTC-703Q-35-R5	35' Flexible Shaft with Quick Connect Fitting	Comes with the stop assembly for RAM 5	RAM-5 only and quick connect brushes
SHF02779	GTC-703Q-45	45' Flexible Shaft with Quick Connect Fitting		All RAM models (RAM-5 in manual mode) and quick connect brushes
SHF02748	GTC-703Q-45-R5	45' Flexible Shaft with Quick Connect Fitting	Comes with the stop assembly for RAM 5	RAM-5 only and quick connect brushes
SHF02780	GTC-703Q-60	60' Flexible Shaft with Quick Connect Fitting		All RAM models (RAM-5 in manual mode) and quick connect brushes
SHF02749	GTC-703Q-60-R5	60' Flexible Shaft with Quick Connect Fitting	Comes with the stop assembly for RAM 5	RAM-5 only and quick connect brushes

General Data – Cross-Reference

Table 4 (Continued). Flexible shafts

ServiceFirst Item Number	Goodway PN	DESCRIPTION	Description	Where Used
Flexible Shafts (Nylon Casing) for Tubes 11/16"-1" (17.5-25.4 mm) I.D				
SHF02781	GTC-704-12	12' Flexible Shaft		All RAM models (RAM-5 in manual mode)
SHF02782	GTC-704-17	17' Flexible Shaft		All RAM models (RAM-5 in manual mode)
SHF02741	GTC-704-25	25' Flexible Shaft		All RAM models (RAM-5 in manual mode)
SHF02742	GTC-704-35	35' Flexible Shaft		All RAM models (RAM-5 in manual mode)
SHF02783	GTC-704-35-R5	35' Flexible Shaft	Comes with the stop assembly for RAM 5	RAM-5 only
SHF02743	GTC-704-45	45' Flexible Shaft		All RAM models (RAM-5 in manual mode)
SHF02784	GTC-704-45-R5	45' Flexible Shaft	Comes with the stop assembly for RAM 5	RAM-5 only
SHF02785	GTC-704-60	60' Flexible Shaft		All RAM models (RAM-5 in manual mode)
SHF02786	GTC-704-60-R5	60' Flexible Shaft	Comes with the stop assembly for RAM 5	RAM-5 only
SHF02787	GTC-704-75	75' Flexible Shaft		All RAM models (RAM-5 in manual mode)
Flexible Shafts (Nylon Casing) for Tubes 11/16"-1" (17.5-25.4 mm) I.D. with quick connects				
SHF02788	GTC-704Q-12	12' Flexible Shaft with Quick Connect Fitting		All RAM models (RAM-5 in manual mode) and quick connect brushes
SHF02789	GTC-704Q-17	17' Flexible Shaft with Quick Connect Fitting		All RAM models (RAM-5 in manual mode) and quick connect brushes
SHF02751	GTC-704Q-25	25' Flexible Shaft with Quick Connect Fitting		All RAM models (RAM-5 in manual mode) and quick connect brushes
SHF02752	GTC-704Q-35	35' Flexible Shaft with Quick Connect Fitting		All RAM models (RAM-5 in manual mode) and quick connect brushes
SHF02790	GTC-704Q-35-R5	35' Flexible Shaft with Quick Connect Fitting	Comes with the stop assembly for RAM 5	RAM-5 only and quick connect brushes
SHF02753	GTC-704Q-45	45' Flexible Shaft with Quick Connect Fitting		All RAM models (RAM-5 in manual mode) and quick connect brushes
SHF02791	GTC-704Q-45-R5	45' Flexible Shaft with Quick Connect Fitting	Comes with the stop assembly for RAM 5	RAM-5 only and quick connect brushes
SHF02792	GTC-704Q-60	60' Flexible Shaft with Quick Connect Fitting		All RAM models (RAM-5 in manual mode) and quick connect brushes
SHF02793	GTC-704Q-60-R5	60' Flexible Shaft with Quick Connect Fitting	Comes with the stop assembly for RAM 5	RAM-5 only and quick connect brushes
Flexible Shaft for Tubes 1" I.D. and up				
SHF02909	GTC-720-15	15' Flexible Shaft for Tubes 1" I.D. and up		RAM-4X models
SHF02915	GTC-720-25	Flexible Shaft 25' with Nylon casing for tubes 1" I.D. and up		RAM-4X models
SHF02980	GTC-721-25	Flexible shaft 25' for tubes 1" I.D. and up		RAM-4X models
SHF03026	GTC-720-35	Flexible shaft 35'with nylon casing for tubes 1" I.D. and up		RAM-4X models
SHF03027	GTC-720-50	Flexible shaft 50'with nylon casing for tubes 1" I.D. and up		RAM-4X models
Flexible Shafts for Duct Cleaning				
SHF02986	GTC-704-35-C	Flexible shaft 35' for removing light to medium deposits in horizontal ducts up to 18"		AQR-1500 only
SHF02987	GTC-704-25-C	Flexible shaft 25' for removing light to medium deposits in horizontal ducts up to 18"		AQR-1500 only
SHF02988	GTC-704-12-C	Flexible shaft 12' for removing light to medium deposits in horizontal ducts up to 18"		AQR-1500 only

General Data – Cross-Reference

Table 5. Brushes

ServiceFirst Item Number	Min Req'd	Goodway PN	Description	Description	Where Used
Brushes - Nylon - Dual Diameter					
BRU00175	25	ENN-062	5/8 Dual Diameter Enhanced Nylon Brush	See Note 2	All RAM models
BRU00183	25	ENN-062-Q	5/8 Dual Diameter Enhanced Nylon Brush with quick connect fittings	See Note 2	All RAM models with quick connect flexible shaft
BRU00324	25	ENN-090	Dual diameter nylon brush for 1" O.D. enhanced tubes.		
Brushes - Nylon Under 1"					
BRU00189	15	GTC-211-1	1" Blue Nylon Brush	See note 3	All RAM models
BRU00188	15	GTC-211-1/2"	1/2" Blue Nylon Brush	See note 3	All RAM models
BRU00202	15	GTC-211-1/4	1/4" Blue Nylon Brush	See note 3	All RAM models
BRU00170	25	GTC-211-11/16	11/16" Blue Nylon Brush	See note 3	All RAM models
BRU00203	15	GTC-211-13/16	13/16" Blue Nylon Brush	See note 3	All RAM models
BRU00204	15	GTC-211-15/16	15/16" Blue Nylon Brush	See note 3	All RAM models
BRU00171	25	GTC-211-3/4	3/4" Blue Nylon Brush	See note 3	All RAM models
BRU00186	15	GTC-211-3/8	3/8" Blue Nylon Brush	See note 3	All RAM models
BRU00259	15	GTC-211-5/16	5/16" Blue Nylon Brush	See note 3	All RAM models
BRU00169	25	GTC-211-5/8	5/8" Blue Nylon Brush	See note 3	All RAM models
BRU00205	15	GTC-211-7/16	7/16" Blue Nylon Brush	See note 3	All RAM models
BRU00206	15	GTC-211-7/8	7/8" Blue Nylon Brush	See note 3	All RAM models
BRU00168	25	GTC-211-9/16	9/16" Blue Nylon Brush	See note 3	All RAM models
BRU00187	15	GTC-211Q-1	1" Blue Nylon Brush with quick connect fittings.	See note 3	All RAM models with quick connect flexible shaft
BRU00260	15	GTC-211Q-1/2	1/2" Blue Nylon Brush with quick connect fittings	See note 3	All RAM models with quick connect flexible shaft
BRU00178	25	GTC-211Q-11/16	11/16" Blue Nylon Brush with quick connect fittings	See note 3	All RAM models with quick connect flexible shaft
BRU00261	15	GTC-211Q-13/16	13/16" Blue Nylon Brush with quick connect fittings	See note 3	All RAM models with quick connect flexible shaft
BRU00262	15	GTC-211Q-15/16	15/16" Blue Nylon Brush with quick connect fittings	See note 3	All RAM models with quick connect flexible shaft
BRU00179	25	GTC-211Q-3/4	3/4" Blue Nylon Brush with quick connect fittings	See note 3	All RAM models with quick connect flexible shaft
BRU00177	25	GTC-211Q-5/8	5/8" Blue Nylon Brush with quick connect fittings	See note 3	All RAM models with quick connect flexible shaft
BRU00263	15	GTC-211Q-7/16	7/16" Blue Nylon Brush with quick connect fittings	See note 3	All RAM models with quick connect flexible shaft
BRU00264	15	GTC-211Q-7/8	7/8" Blue Nylon Brush with quick connect fittings	See note 3	All RAM models with quick connect flexible shaft
BRU00176	25	GTC-211Q-9/16	9/16" Blue Nylon Brush with quick connect fittings	See note 3	All RAM models with quick connect flexible shaft
Brushes - Spin-Grit - See note 4					
BRU00193	15	ESGB-050	Dual Diameter Spin-Grit Brush for tubes 1/2" (12.7mm) I.D.	See Note 4	All RAM models (RAM-5 in manual mode)
BRU00184	15	ESGB062	Dual Diameter Spin-Grit Brush for tubes 5/8" I.D.	See Note 4	All RAM models (RAM-5 in manual mode)
BRU00194	15	ESGB-075	Dual Diameter Spin-Grit Brush for tubes 3/4" (19.1mm) I.D.	See Note 4	All RAM models (RAM-5 in manual mode)
BRU00190	15	ESGB-100	Dual Diameter Spin-Grit Brush for tubes 1" (2.4mm) I.D.	See Note 4	All RAM models (RAM-5 in manual mode)
BRU00213	15	ESGB-125	Spin-Grit Brush enhanced for 1 1/4" I.D. tubes	See Note 4	All RAM models (RAM-5 in manual mode)
BRU00214	15	ESGB-Q-050	Spin-Grit Brush enhanced for 1/2" I.D. tubes w/quick connect fittings	See Note 4	All RAM models (RAM-5 in manual mode) and quick connect brushes
BRU00215	15	ESGB-Q-062	Spin-Grit Brush enhanced for 5/8" I.D. tubes w/quick connect fittings	See Note 4	All RAM models (RAM-5 in manual mode) and quick connect brushes
BRU00216	15	ESGB-Q-075	Spin-Grit Brush enhanced for 3/4" I.D. tubes w/quick connect fittings	See Note 4	All RAM models (RAM-5 in manual mode) and quick connect brushes
BRU00217	15	ESGB-Q-100	Spin-Grit Brush enhanced for 1" I.D. tubes w/quick connect fittings	See Note 4	All RAM models (RAM-5 in manual mode) and quick connect brushes
BRU00218	15	ESGB-Q-125	Spin-Grit Brush enhanced for 1 1/4" I.D. tubes w/quick connect fittings	See Note 4	All RAM models (RAM-5 in manual mode) and quick connect brushes
BRU00207	15	SGB-050	Spin-Grit Brush for Tubes 1/4" - 3/8" (6.4-9.5mm) I.D.	See Note 4	All RAM models (RAM-5 in manual mode)
BRU00172	15	SGB-075	Spin-Grit Brush for tubes 7/16" - 5/8" I.D.	See Note 4	All RAM models (RAM-5 in manual mode)
BRU00173	15	SGB-100	Spin-Grit Brush for tubes 11/16" - 3/4" I.D.	See Note 4	All RAM models (RAM-5 in manual mode)
BRU00191	15	SGB-125	Spin-Grit Brush for Tubes 13/16"-1"(20.6-25.4mm) I.D.	See Note 4	All RAM models (RAM-5 in manual mode)
BRU00265	15	SGB-Q-050	Spin-Grit Brush for 1/4"-3/8" tubes w/quick connect fittings	See Note 4	All RAM models (RAM-5 in manual mode) and quick connect brushes
BRU00180	15	SGB-Q-075	Spin-Grit Brush for tubes 7/16" - 5/8" I.D. with quick connect fittings	See Note 4	All RAM models (RAM-5 in manual mode) and quick connect brushes
BRU00181	15	SGB-Q-100	Spin-Grit Brush for tubes 11/16"-3/4" I.D. with quick connect fittings	See Note 4	All RAM models (RAM-5 in manual mode) and quick connect brushes
BRU00266	15	SGB-Q-125	Spin-Grit Brush for 13/16" tubes w/quick connect fittings	See Note 4	All RAM models (RAM-5 in manual mode) and quick connect brushes
Brushes - Brass - Dual Diameter					
BRU00174	25	EBB-062	5/8 Brass Dual Diameter Brush	See Note 1	All RAM models (RAM-5 in manual mode)
BRU00182	25	EBB-062Q	5/8 Brass Dual Diameter Brush with quick connect fittings	See Note 1	All RAM models (RAM-5 in manual mode) and quick connect brushes

See notes on page 8.

General Data – Cross-Reference

Table 5 (Continued). Brushes

ServiceFirst Item Number	Min Req'd	Goodway PN	Description	Where Used
Brushes - Brass				
BRU00219	15	GTC-200B-1	Brass brush for 1" tubes	All RAM models (RAM-5 in manual mode)
BRU00220	15	GTC-200B-1/2	Brass brush for 1/2" tubes	All RAM models (RAM-5 in manual mode)
BRU00221	15	GTC-200B-1/4	Brass brush for 1/4" tubes	All RAM models (RAM-5 in manual mode)
BRU00197	15	GTC-200B-11/16	Brass brush for 11/16" tubes	All RAM models (RAM-5 in manual mode)
BRU00198	15	GTC-200B-13/16	Brass brush for 13/16" tubes	All RAM models (RAM-5 in manual mode)
BRU00199	15	GTC-200B-15/16	Brass brush for 15/16" tubes	All RAM models (RAM-5 in manual mode)
BRU00222	15	GTC-200B-3/4	Brass brush for 3/4" tubes	All RAM models (RAM-5 in manual mode)
BRU00223	15	GTC-200B-3/8	Brass brush for 3/8" tubes	All RAM models (RAM-5 in manual mode)
BRU00224	15	GTC-200B-5/16	Brass brush for 5/16" tubes	All RAM models (RAM-5 in manual mode)
BRU00192	15	GTC-200B-5/8"	Brass brush for 5/8" tubes	All RAM models (RAM-5 in manual mode)
BRU00225	15	GTC-200B-7/16	Brass brush for 7/16" tubes	All RAM models (RAM-5 in manual mode)
BRU00200	15	GTC-200B-7/8	Brass brush for 7/8" tubes	All RAM models (RAM-5 in manual mode)
BRU00201	15	GTC-200B-9/16	Brass brush for 9/16" tubes	All RAM models (RAM-5 in manual mode)
BRU00226	15	GTC-200BQ-1	Brass brush for 1" tubes w/quick connect fittings	All RAM models (RAM-5 in manual mode) w/quick connect flexible shaft
BRU00227	15	GTC-200BQ-1/2	Brass brush for 1/2" tubes w/ quick connect fittings	All RAM models (RAM-5 in manual mode) w/quick connect flexible shaft
BRU00228	15	GTC-200BQ-11/16	Brass brush for 11/16" tubes w/quick connect fittings	All RAM models (RAM-5 in manual mode) w/quick connect flexible shaft
BRU00229	15	GTC-200BQ-13/16	Brass brush for 13/16" tubes w/ quick connect fittings	All RAM models (RAM-5 in manual mode) w/quick connect flexible shaft
BRU00230	15	GTC-200BQ-15/16	Brass brush for 15/16" tubes w/ quick connect fittings	All RAM models (RAM-5 in manual mode) w/quick connect flexible shaft
BRU00231	15	GTC-200BQ-3/4	Brass brush for 3/4" tubes w/quick connect fittings	All RAM models (RAM-5 in manual mode) w/quick connect flexible shaft
BRU00232	15	GTC-200BQ-5/8	Brass brush for 5/8" tubes w/quick connect fittings	All RAM models (RAM-5 in manual mode) w/quick connect flexible shaft
BRU00233	15	GTC-200BQ-7/16	Brass brush for 7/16" tubes w/quick connect fittings	All RAM models (RAM-5 in manual mode) w/quick connect flexible shaft
BRU00234	15	GTC-200BQ-7/8	Brass brush for 7/8" tubes w/ quick connect fittings	All RAM models (RAM-5 in manual mode) w/quick connect flexible shaft
BRU00235	15	GTC-200BQ-9/16	Brass brush for 9/16" tube w/quick connect fittings	All RAM models (RAM-5 in manual mode) w/quick connect flexible shaft
Brush - Stainless Steel				
BRU00236	15	GTC-210-1	Stainless steel brush for 1" tubes	All RAM models (RAM-5 in manual mode)
BRU00237	15	GTC-210-1/2	Stainless steel brush for 1/2" tubes	All RAM models (RAM-5 in manual mode)
BRU00238	15	GTC-210-1/4	Stainless steel brush for 1/4" tubes	All RAM models (RAM-5 in manual mode)
BRU00239	15	GTC-210-11/16	Stainless steel brush for 11/16" tubes	All RAM models (RAM-5 in manual mode)
BRU00240	15	GTC-210-13/16	Stainless steel brush for 13/16" tubes	All RAM models (RAM-5 in manual mode)
BRU00241	15	GTC-210-15/16	Stainless steel brush for 15/16" tubes	All RAM models (RAM-5 in manual mode)
BRU00242	15	GTC-210-3/4	Stainless steel brush for 3/4" tubes	All RAM models (RAM-5 in manual mode)
BRU00243	15	GTC-210-3/8	Stainless steel brush for 3/8" tubes	All RAM models (RAM-5 in manual mode)
BRU00244	15	GTC-210-5/16	Stainless steel brush for 5/16" tubes	All RAM models (RAM-5 in manual mode)
BRU00245	15	GTC-210-5/8	Stainless steel brush for 5/8" tubes	All RAM models (RAM-5 in manual mode)
BRU00246	15	GTC-210-7/16	Stainless steel brush for 7/16" tubes	All RAM models (RAM-5 in manual mode)
BRU00247	15	GTC-210-7/8	Stainless steel brush for 7/8" tubes	All RAM models (RAM-5 in manual mode)
BRU00248	15	GTC-210-9/16	Stainless steel brush for 9/16" tubes	All RAM models (RAM-5 in manual mode)
BRU00249	15	GTC-210Q-1	Stainless steel brush for 1" tubes w/quick connect fittings	All RAM models (RAM-5 in manual mode) w/quick connect flexible shaft
BRU00250	15	GTC-210Q-1/2	Stainless steel brush for 1/2" tubes w/quick connect fittings	All RAM models (RAM-5 in manual mode) w/quick connect flexible shaft
BRU00251	15	GTC-210Q-11/16	Stainless steel brush for 11/16" tubes w/quick connect fittings	All RAM models (RAM-5 in manual mode) w/quick connect flexible shaft
BRU00252	15	GTC-210Q-13/16	Stainless steel brush for 13/16" tubes w/quick connect fittings	All RAM models (RAM-5 in manual mode) w/quick connect flexible shaft
BRU00253	15	GTC-210Q-15/16	Stainless steel brush for 15/16" tubes w/quick connect fittings	All RAM models (RAM-5 in manual mode) w/quick connect flexible shaft
BRU00254	15	GTC-210Q-3/4	Stainless steel brush for 3/4" tubes w/quick connect fittings	All RAM models (RAM-5 in manual mode) w/quick connect flexible shaft
BRU00255	15	GTC-210Q-5/8	Stainless steel brush for 5/8" tubes w/quick connect fittings	All RAM models (RAM-5 in manual mode) w/quick connect flexible shaft
BRU00256	15	GTC-210Q-7/16	Stainless steel brush for 7/16" tubes w/quick connect fittings	All RAM models (RAM-5 in manual mode) w/quick connect flexible shaft
BRU00257	15	GTC-210Q-7/8	Stainless steel brush for 7/8" tubes w/quick connect fittings	All RAM models (RAM-5 in manual mode) w/quick connect flexible shaft
BRU00258	15	GTC-210Q-9/16	Stainless steel brush for 9/16" tubes w/quick connect fittings	All RAM models (RAM-5 in manual mode) w/quick connect flexible shaft

Notes:

1. The dual diameter brass brush is recommended for removing soft and light scale deposits in straight, ferrous and nonferrous internally enhanced tubes. The large diameter end of this brush cleans into the grooves while its small diameter end cleans the lands of the tube's rifling.
2. The dual diameter nylon brush is recommended for removing soft deposits in straight, ferrous and nonferrous internally enhanced tubes. The large diameter end of this brush cleans into the grooves while its small diameter end cleans the lands of the tube's rifling.
3. The blue nylon brushes are recommended for removing soft deposits (mud, algae, etc.) in straight, ferrous and nonferrous tubes. Brush should be equal to or 1/16" smaller than tube I.D.
4. The spin-grit brushes are recommended for removing soft and light scale deposits in straight, ferrous and nonferrous tubes. The abrasive impregnated nylon bristles of this brush clean and polish tubes in one step. Unlike regular spiral brushes, spin-grit is designed to be oversized in the tube so the bristles lay over, putting the abrasive in contact with the tube wall.

General Data – Cross-Reference

Table 6. Adjustable buffing tool and scraper tool

ServiceFirst Item Number	Goodway PN	DESCRIPTION	Where Used
TOL01710	GTC-203	Cutting/Buffering Tool for 5/16" - 3/8" I.D. Tubes	All RAM models (RAM-5 in manual mode)
TOL01711	GTC-203DT	Cutting/Buffering Tool for 5/16" - 3/8" I.D. Tubes	All RAM models (RAM-5 in manual mode)
TOL01680	GTC-204	Stainless Steel Wire buffing tool for tubes - 3/8" - 1/2" (9.5-12.7mm) I.D.	All RAM models (RAM-5 in manual mode)
TOL01664	GTC-204-DT	Buffing Tool for tubes 3/8"-1/2" (I.D.) with drill tip	All RAM models (RAM-5 in manual mode)
TOL01712	GTC-204Q	Cutting/Buffering Tool for 3/8" - 1/2" I.D. Tubes w/quick connect fittings	All RAM models (RAM-5 in manual mode)
TOL01681	GTC-205	Stainless Steel Wire buffing tool for tubes - 1/2" - 9/16" (12.7-14.3) I.D.	All RAM models (RAM-5 in manual mode)
TOL01665	GTC-205-DT	Buffing Tool for tubes 1/2"-9/16" (I.D.) with drill tip	All RAM models (RAM-5 in manual mode)
TOL01713	GTC-205Q	Cutting/Buffering Tool for 1/2" - 9/16" I.D. Tubes w/quick connect fittings	All RAM models (RAM-5 in manual mode)
TOL01714	GTC-205Q-DT	Cutting/Buffering Tool for 1/2" - 9/16" I.D. Tubes w/quick connect fittings and drill tip	All RAM models (RAM-5 in manual mode)
TOL01682	GTC-206	Stainless Steel Wire buffing tool for tubes - 5/8" - 1" (15.9-25.4mm) I.D.	All RAM models (RAM-5 in manual mode)
TOL01667	GTC-206-DT	Buffing Tool for tubes 5/8"-1" (I.D.) with drill tip	All RAM models (RAM-5 in manual mode)
TOL01715	GTC-206Q	Cutting/Buffering Tool for 5/8" - 1" I.D. Tubes w/quick connect fittings	All RAM models (RAM-5 in manual mode)
TOL01716	GTC-206Q-DT	Cutting/Buffering Tools for 5/8" - 1" I.D. Tubes w/quick connect fittings and drill tip	All RAM models (RAM-5 in manual mode)
BLD01014	GTC-207	Replacement Blades for GTC-203 and GTC-204	All GTC-203 and GTC-204 Buffing Tools
BLD01015	GTC-208A	Replacement Blades for GTC-205	All GTC-205 Buffing Tools
BLD01016	GTC-208B	Replacement Blades for GTC-206	All GTC-206 Buffing Tools
TOL01717	GTC-209	Adjusting jig for GTC-203(DT) and GTC-204(DT)	All GTC-203 and GTC-204 Buffing Tools
TOL01666	TST-500	Triangular Scraper Tool 5/8-1" I.D.	All RAM models (RAM-5 in manual mode)

Table 7. Flex-Hone abrasive tools

ServiceFirst Item Number	Goodway PN	DESCRIPTION	Where Used
TOL01700	FHT-025	1/4" flex hone	All RAM models (RAM-5 in manual mode)
TOL01701	FHT-031	5/16" flex hone	All RAM models (RAM-5 in manual mode)
TOL01702	FHT-037	3/8" flex hone	All RAM models (RAM-5 in manual mode)
TOL01703	FHT-043	7/16" flex hone	All RAM models (RAM-5 in manual mode)
TOL01704	FHT-050	1/2" flex hone	All RAM models (RAM-5 in manual mode)
TOL01705	FHT-056	9/16" flex hone	All RAM models (RAM-5 in manual mode)
TOL01698	FHT-062	5/8" flex hone	All RAM models (RAM-5 in manual mode)
TOL01706	FHT-068	11/16" flex hone	All RAM models (RAM-5 in manual mode)
TOL01707	FHT-075	3/4" flex hone	All RAM models (RAM-5 in manual mode)
TOL01708	FHT-087	7/8" flex hone	All RAM models (RAM-5 in manual mode)
TOL01709	FHT-100	1" flex hone	All RAM models (RAM-5 in manual mode)
TOL01924	FHT-043-Q	7/16" flex hone with quick connect	All RAM models (RAM-5 in manual mode)
TOL01925	FHT-050-Q	1/2" flex hone with quick connect	All RAM models (RAM-5 in manual mode)
TOL01926	FHT-056-Q	9/16" flex hone with quick connect	All RAM models (RAM-5 in manual mode)
TOL01927	FHT-062-Q	5/8" flex hone with quick connect	All RAM models (RAM-5 in manual mode)
TOL01928	FHT-068-Q	11/16" flex hone with quick connect	All RAM models (RAM-5 in manual mode)
TOL01929	FHT-075-Q	3/4" flex hone with quick connect	All RAM models (RAM-5 in manual mode)
TOL01930	FHT-087-Q	7/8" flex hone with quick connect	All RAM models (RAM-5 in manual mode)
TOL01931	FHT-100-Q	1" flex hone with quick connect	All RAM models (RAM-5 in manual mode)

Table 8. Cup brush tools - brass or stainless steel

ServiceFirst Item Number	Goodway PN	DESCRIPTION	Where Used
BRU00208	CBT-075B	Brass Cup Brush for tubes 1/2" - 3/4" I.D.	All RAM models (RAM-5 in manual mode)
BRU00209	CBT-075B-Q	Brass Cup Brush for tubes 1/2" - 3/4" I.D. w/quick connect fittings	All RAM models (RAM-5 in manual mode) with quick connect flexible shaft
BRU00210	CBT-075S	Stainless Steel Cup Brush for tubes 1/2" - 3/4" I.D.	All RAM models (RAM-5 in manual mode)
BRU00211	CBT-075S-Q	Stainless Steel Cup Brush for tubes 1/2" - 3/4" I.D. w/quick connect fittings	All RAM models (RAM-5 in manual mode) with quick connect flexible shaft

General Data – Cross-Reference

Table 9. Carbide drills

ServiceFirst Item Number	Goodway PN	DESCRIPTION	Where Used
TOL01718	PTB-025	1/4" Carbide Drill	All RAM models (RAM-5 in manual mode)
TOL01719	PTB-037	3/8" Carbide Drill	All RAM models (RAM-5 in manual mode)
TOL01720	PTB-043	7/16" Carbide Drill	All RAM models (RAM-5 in manual mode)
TOL01721	PTB-050	1/2" Carbide Drill	All RAM models (RAM-5 in manual mode)
TOL01722	PTB-050-Q	1/2" Carbide Drill w/quick connect fitting	All RAM models (RAM-5 in manual mode) with quick connect flexible shaft
TOL01697	PTB-056	9/16" Carbide Drill	All RAM models (RAM-5 in manual mode)
TOL01723	PTB-062	5/8" Carbide Drill	All RAM models (RAM-5 in manual mode)
TOL01724	PTB-062-Q	5/8" Carbide Drill w/quick connect fitting	All RAM models (RAM-5 in manual mode) with quick connect flexible shaft
TOL01725	PTB-068	11/16 Carbide Drill	All RAM models (RAM-5 in manual mode)

Table 10. Flexible shaft maintenance and repair

ServiceFirst Item Number	Goodway PN	Description	Description	Where Used
Repair Kits				
KIT07643	REP-701-KIT	Repair Kit for GTC701 Shafts	see note 1	GTC-701 series flexible shafts
KIT07644	REP-702-KIT	Repair Kit for GTC702 Shafts	see note 1	GTC-702 series flexible shafts
KIT07646	REP-702Q-KIT	Repair Kit for GTC702 Shafts w/quick connect fittings	see note 1	GTC-702Q series flexible shafts
SHF02740	REP-703-KIT	Repair Kit for GTC-703 shafts	see note 1	GTC-703 series flexible shafts
SHF02750	REP-703Q-KIT	Repair Kit for GTC703 Shafts w/quick connect fittings	see note 1	GTC-703Q series flexible shafts
SHF02744	REP-704-KIT	Repair Kit for GTC-704 shafts	see note 1	GTC-704 series flexible shafts
SHF02754	REP-704Q-KIT	Repair Kit for GTC704 Shafts w/quick connect fittings	see note 1	GTC-704Q series flexible shafts
Repair Couplings & Tools				
CPL00982	713-1	Drive End Repair Crimp Coupling for GTC-701 shafts		GTC-701 series flexible shafts
CPL00983	713-2	Drive End Repair Crimp Coupling for GTC-702 shafts		GTC-702 series flexible shafts
CPL00975	713-3	Crimp Coupling, drive-end for GTC-703 Shafts		GTC-703 series flexible shafts
CPL00984	713-4	Drive End Repair Clamp Coupling for GTC-720, GTC-721, GTC-721G and GTC-821 Shafts		GTC-720 & 820 series flexible shafts
CPL00976	713-5	Crimp Coupling, drive-end for GTC-704 Shafts		GTC-704 series flexible shafts
WAS01026	715-1	Thrust washer for GTC-701, 702 & 703 Shafts		GTC-701, 702 & 703 series flexible shafts
WAS01027	715-6	Thrust washer for GTC-704 shafts		GTC-704 series flexible shafts
CPL00985	717-1	Tool End Repair Crimp Coupling for GTC-701 shafts		GTC-701 series flexible shafts
CPL00986	717-2	Tool End Repair Crimp Coupling for GTC-702 shafts		GTC-702 series flexible shafts
CPL00990	717-2Q	Crimp Coupling for GTC-702 quick connect shafts		GTC-702Q series flexible shafts
CPL00977	717-3	Crimp Coupling, tool-end for GTC-703 Shafts		GTC-703 series flexible shafts
CPL00978	717-3Q	Crimp Coupling for GTC-703 quick connect shafts		GTC-703Q series flexible shafts
CPL00987	717-4	Tool End Repair Crimp Coupling for GTC-720, GTC-721, GTC-721G and GTC-821 Shafts		GTC-720 & 820 series flexible shafts
CPL00979	717-6	Crimp Coupling, tool-end for GTC-704 Shafts		GTC-704 series flexible shafts
CPL00980	717-6Q	Crimp Coupling for GTC-704 quick connect shafts		GTC-704Q series flexible shafts
TOL01684	GTC-CT5	Crimping Tool with punch for flexible shaft repair		Fits all flexible shafts
TOL01696	GTC-CTP	Replacement punch for GTC-CT5		For use with GTC-CT5
Shaft Maintenance				
TOL01699	GSL-705	Flexible Shaft Lubricator		GTC-701, 702, 703 and 704 series flexible shafts
LUB00039	GSL-LU1	16 oz bottle of Flexible Shaft lubricator fluid		For use with GSL-705
PLU00923	GTC-705-8	Sight glass plug for GSL-705 lubricator		For use with GSL-705

1. Flexible shaft repair kits include 4 drive end repair couplings, 4 thrust washers, 4 tool end repair couplings, 1 crimping tool with punch, 1 flexible shaft lubricator with quick disconnect and 2 bottles (16 ounces each) of lubricant for flexible shaft

Table 11. Carrying strap and bag

ServiceFirst Item Number	Goodway PN	Description	Where Used
SRP00880	CS-18	Carry Strap for flexible shafts	All flexible shafts
CAS01275	SB-26	Carrying bag for flexible shafts	All flexible shafts
CAS01310	SC-2824	Carrying Case	

Table 12. Pressure washer accessories

ServiceFirst Item Number	Goodway PN	Description	Where Used
SOV00029	APC100-1	One-Gallon Bottle of cleaner/degreaser for pressure washers	
NOZ00821	PWN-002	Multi-jet Nozzle	GPW-1000 or GPW-1200
FTG00952	USF-001	Universal swivel fitting	GPW-1000 or GPW-1200
HSE01366	WSH-R50	Red Rubber water supply hose 5/8" I.D. x 50' for -25 Degree F to 180 Degree F Water	

General Data – Cross-Reference

Table 13. Vacuum accessories

ServiceFirst Item Number	Goodway PN	Description	Where Used
FLR04835	8050	HEPA Filter for model EV-30H	EV-30H
FLR04836	8051-12	Paper filter collection bag with plastic tank liner (12 pack)	EV-30H
FLR04837	8052	Filter Protector	EV-30H
FLR04838	EV-30-FILTER	Replacement Polyester Filter for EV-30	EV-30

Table 14. Cooling tower vacuum accessories

ServiceFirst Item Number	Goodway PN	Description	Where Used
KIT09423	CTV-KIT	Cooling Tower Vacuum accessory kit includes a 25' extension hose, 36" extension tube, 20" floor brush, 12" paddle tool, 18" bulk pick-up tool and 6" utility brush.	CTV-1500-60 AND CTV-1500A-60
HSE01451	CTV-EH-25	1 1/2" x 25' crush proof extension hose with quick connect fittings	CTV-1500-60 AND CTV-1500A-60
HSE01452	CTV-EH	1 1/2" x 50' crush proof extension hose with quick connect fittings	CTV-1500-60 AND CTV-1500A-60
HSE01453	6220	1 1/2" x 15' crush proof intake hose with 6220-3 single bend wand and quick connect fittings	CTV-1500-60 AND CTV-1500A-60
HSE01454	6221	1 1/2" x 25' crush proof discharge hose with quick connect fittings	CTV-1500-60 AND CTV-1500A-60
HED00763	6220-3	24" single bend wand	CTV-1500-60 AND CTV-1500A-60
TUB11136	6225	36" extension tube	CTV-1500-60 AND CTV-1500A-60
TOL02135	6225-3	12" paddle tool	CTV-1500-60 AND CTV-1500A-60
TOL02136	6225-4	6" gulper tool	CTV-1500-60 AND CTV-1500A-60
TOL02137	6228	18" bulk pick-up tool	CTV-1500-60 AND CTV-1500A-60
BRU00212	6229	20" floor brush	CTV-1500-60 AND CTV-1500A-60
BRU00353	6230	6" utility brush	CTV-1500-60 AND CTV-1500A-60

Table 15. Chiller Bib

ServiceFirst Item Number	Goodway PN	Description
KIT09420	9401	Chiller Bib Bag
FRM01483	9402	Chiller Bib Frame
KIT09421	BIB-KIT-3	Chiller Bib Frame with Three Chiller Bib Bags
KIT09422	BAG-KIT-10	10 Chiller Bib Bags

Table 15A Fiberscope

ServiceFirst Item Number	Goodway PN	Description
TOL02171	FS-10	FS tube scope 3,000 lux with 10' flexible image probe, 90 degree right angle view adapter and carrying case

General Data – Cross-Reference

Table 16. Miscellaneous

ServiceFirst Item Number	Goodway PN	Description	Where Used
Cleaning Tools for tubes over 1" I.D.			
TOL01900	GTC-223	Buffing tool for tubes - 1" to 3" I.D.	GTC-720 & 820 series flexible shafts
BLD01020	GTC-224	Replacement Blades for GTC-223 buffing tools	GTC-223 Buffing Tool
BRU00311	TCB-012S	1 1/4" O.D. Stainless Steel Brush	GTC-720 & 820 series flexible shafts
BRU00312	TCB-015S	1 1/2" O.D. Stainless Steel Brush	GTC-720 & 820 series flexible shafts
BRU00305	TCB-020B	2" O.D.Brass Brush	GTC-720 & 820 series flexible shafts
BRU00304	TCB-020N	2" O.D. Nylon Brush	GTC-720 & 820 series flexible shafts
BRU00325	TCB-012N	1 1/4" O.D. nylon tube brush	GTC-720 & 820 series flexible shafts
BRU00326	TCB-015N	1 1/2" O.D. nylon tube brush	GTC-720 & 820 series flexible shafts
BRU00327	TCB-017N	1 3/4" O.D. nylon tube brush	GTC-720 & 820 series flexible shafts
BRU00357	TCB-030N	3" O.D. nylon tube brush	GTC-720 & 820 series flexible shafts
BRU00358	TCB-040N	4" O.D. nylon tube brush	GTC-720 & 820 series flexible shafts
BRU00387	TCB-022N	2 1/4" O.D. nylon tube brush	GTC-720 & 820 series flexible shafts
BRU00388	TCB-035N	3 1/2" O.D. nylon brush	GTC-720 & 820 series flexible shafts
BRU00410	TCB-025N	2 1/2" O.D. nylon brush	GTC-720 & 820 series flexible shafts
BRU00411	TCB-027N	2 3/4" O.D. nylon brush	GTC-720 & 820 series flexible shafts
BRU00412	TCB-037N	3 3/4" O.D. nylon brush	GTC-720 & 820 series flexible shafts
BRU00389	TCB-025B	2 1/2" O.D. brass brush	GTC-720 & 820 series flexible shafts
BRU00390	TCB-017B	1 3/4" O.D. brass brush	GTC-720 & 820 series flexible shafts
BRU00391	TCB-022B	2 1/4" O.D.brass brush	GTC-720 & 820 series flexible shafts
BRU00392	TCB-012B	1 1/4" O.D. brass brush	GTC-720 & 820 series flexible shafts
BRU00393	TCB-015B	1 1/2" O.D. brass brush	GTC-720 & 820 series flexible shafts
BRU00394	TCB-027B	2 3/4" O.D. brass brush	GTC-720 & 820 series flexible shafts
BRU00395	TCB-030B	3" O.D. brass brush	GTC-720 & 820 series flexible shafts
BRU00396	TCB-032B	3 1/4" O.D. brass brush	GTC-720 & 820 series flexible shafts
BRU00397	TCB-035B	3 1/2" O.D. brass brush	GTC-720 & 820 series flexible shafts
BRU00398	TCB-037B	3 3/4" O.D. brass brush	GTC-720 & 820 series flexible shafts
BRU00399	TCB-040B	4" O.D. brass brush	GTC-720 & 820 series flexible shafts
BRU00322	TCB-017S	1 3/4" Stainless Steel	GTC-720 & 820 series flexible shafts
BRU00330	TCB-022S	2 1/4" Stainless Steel	GTC-720 & 820 series flexible shafts
BRU00331	TCB-027S	2 3/4" Stainless Steel	GTC-720 & 820 series flexible shafts
BRU00354	TCB-030S	3" O.D. Stainless Steel	GTC-720 & 820 series flexible shafts
BRU00355	TCB-040S	4" O.D. Stainless Steel	GTC-720 & 820 series flexible shafts
BRU00356	TCB-050S	5" O.D. Stainless Steel	GTC-720 & 820 series flexible shafts
BRU00363	TCB-020S	2" O.D. Stainless brush	GTC-720 & 820 series flexible shafts
BRU00364	TCB-025S	2 1/2" O.D. Stainless Steel	GTC-720 & 820 series flexible shafts
BRU00423	TCB-035S	3 1/2" O.D. Stainless Steel	GTC-720 & 820 series flexible shafts
BRU00424	TCB-037S	3 3/4" O.D. Stainless Steel	GTC-720 & 820 series flexible shafts
BRU00425	TCB-045S	4 1/2" O.D. Stainless Steel	GTC-720 & 820 series flexible shafts
BRU00426	TCB-042S	4 1/4" O.D. Stainless Steel	GTC-720 & 820 series flexible shafts
BRU00427	TCB-047S	4 3/4" O.D. Stainless Steel	GTC-720 & 820 series flexible shafts
Brush - Carbon Steel			
BRU00400	TCB-050C	5" O.D. Carbon Steel	GTC-720 & 820 series flexible shafts
BRU00401	TCB-060C	6" O.D. Carbon Steel	GTC-720 & 820 series flexible shafts
BRU00402	TCB-070C	7" O.D. Carbon Steel	GTC-720 & 820 series flexible shafts
BRU00403	TCB-080C	8" O.D. Carbon Steel	GTC-720 & 820 series flexible shafts
BRU00404	TCB-090C	9" O.D. Carbon Steel	GTC-720 & 820 series flexible shafts
BRU00405	TCB-100C	10" O.D. Carbon Steel	GTC-720 & 820 series flexible shafts
BRU00406	TCB-110C	11" O.D. Carbon Steel	GTC-720 & 820 series flexible shafts
BRU00407	TCB-120C	12" O.D. Carbon Steel	GTC-720 & 820 series flexible shafts
BRU00408	TCB-130C	13" O.D. Carbon Steel	GTC-720 & 820 series flexible shafts
BRU00409	TCB-140C	14" O.D. Carbon Steel	GTC-720 & 820 series flexible shafts

General Data – Cross-Reference

Table 16. (Continued) Miscellaneous

ServiceFirst Item Number	Goodway PN	Description	Where Used
Brush - Plastic			
BRU00359	TCB-050P	5" O.D. Plastic tube brush	GTC-720 & 820 series flexible shafts
BRU00413	TCB-040P	4" O.D. Plastic tube brush	GTC-720 & 820 series flexible shafts
BRU00414	TCB-060P	6" O.D. Plastic tube brush	GTC-720 & 820 series flexible shafts
BRU00415	TCB-070P	7" O.D. Plastic tube brush	GTC-720 & 820 series flexible shafts
BRU00416	TCB-080P	8" O.D. Plastic tube brush	GTC-720 & 820 series flexible shafts
BRU00417	TCB-090P	9" O.D. Plastic tube brush	GTC-720 & 820 series flexible shafts
BRU00418	TCB-100P	10" O.D. Plastic tube brush	GTC-720 & 820 series flexible shafts
BRU00419	TCB-110P	11" O.D. Plastic tube brush	GTC-720 & 820 series flexible shafts
BRU00420	TCB-120P	12" O.D. Plastic tube brush	GTC-720 & 820 series flexible shafts
BRU00421	TCB-130P	13" O.D. Plastic tube brush	GTC-720 & 820 series flexible shafts
BRU00422	TCB-140P	14" O.D. Plastic tube brush	GTC-720 & 820 series flexible shafts
Misc			
BRU00341	FDB-212	Fan duct brush for 8" - 18" square and round ducts	
BRU00353	6230	6" Utility brush	
BRU00358	TCB-040N	4" O.D. NYLON tube brush	
Boiler Tube Brushes			
BRU00195	GTC-151-1 3/8	1 3/8" steel brush for a boiler tube	For use with Soot-A-Matic boiler cleaner
BRU00306	GTC-151-1 5/8	Steel brush for a 1 5/8" O.D. boiler tube	For use with Soot-A-Matic boiler cleaner
BRU00303	GTC-151-2	2" steel brush for a 2" O.D. boiler tube	For use with Soot-A-Matic boiler cleaner
BRU00196	GTC-151-2 1/2	2 1/2" steel brush for a boiler tube	For use with Soot-A-Matic boiler cleaner
BRU00316	GTC-151-3	3" steel brush for a boiler tube	
BRU00317	GTC-151-3 1/2	3 1/2" steel brush for a boiler tube	
BRU00318	GTC-151-4	4" steel brush for a boiler tube	
Triangular Scraper Tool			
TOL01908	TST-1000	Triangular Scraper Tool for tubes 1" - 1 3/8" I.D.	GTC-720 & 820 series flexible shafts
TOL01909	TST-1400	Triangular Scraper Tool for tubes 1 3/8" - 1 3/4" I.D.	GTC-720 & 820 series flexible shafts
Reversing Foot Switch			
SWT02435	834R	Two-directional foot switch for RAM-4-60. Foot switch allows user to clean internally enhanced tubes	
SWT02455	834R-SF	Two-directional foot switch for use with RAM-5 when cleaning internally enhanced tubes	
Dolly			
TOL01733	RAM-4-DOL	Ream-A-Matic Dolly Assembly	
TOL01749	RAM-DOLLY-C	Heavy duty contractor dolly for RAM-4, RAM-5SF and RAM-6	
Cleaner/Degreaser			
CHM00286	GVC-500-1	Gallon cleaner/degreaser	GVC-1500
CHM00631	COILSHINE	Non-acidic, odorless, biodegradable expanding foam (Case of 4-1 gallon bottles)	

General Data – Cross-Reference

Table 17. Common replacement parts

ServiceFirst Item Number	Goodway PN	Description	Where Used
SCR01984	609	Screw	
SCR01985	611	Screw	
WAS01028	620	Disconnect washer for GTC-170 Vacuum hose	
SRA00846	718	Strain reliever for GTC-701 & GTC-702 shafts	
CAS01274	719	Strain reliever for GTC-703 & GTC-704 shafts	
IRT00053	722	Insert for GTC-701 shafts	
IRT00054	723	Insert for GTC-702 shafts	
IRT00052	724	Insert for GTC-703	
IRT00055	725	Insert for GTC-704 shafts	
BOF01670	727	Shaft Stop for GTC-701 Shafts	
BOF01671	728	Shaft Stop for GTC-702 Shafts	
BOF01672	729	Shaft Stop for GTC-703 Shafts	
BOF01673	730	Shaft Stop for GTC-704 Shafts	
FTG00895	802	Fitting	
WAS01029	803	Screen Washer	
RNG01756	805	O-Ring	
HDL00895	806	Carry Handle	
CON01047	808	Electrical Connector	
HDL00896	810	Handle Bar	
SUP04429	811	Hanger	
SCR01986	812	Thumbscrews	
WHL02271	813	Wheel	
WHL02272	814	Wheel Block Assembly	
BAR00263	815	Dolly Bar	
NIP00159	819	1/8" x 1 1/2" NPT Nipple	
VAL07444	820	Solenoid Valve, 115V, RAM-4	
CPL00991	821	Reducer	
ELL00892	822	Elbow	
SEL00878	824	Seal	
BRG01322	825	Bearing	
RNG01757	826	Snap Ring	
MOT10972	829	1/2 hp 110/220V/60 HZ reversible motor	
SHE03947	830	Pulley, 5"x1/2" (127mm x 12.7mm), RAM-4, 2:1	
SHE04025	831	2 1/2" X 1/2" pulley, RAM-4	
BLL00935	832	21" V-Belt	
BRG01323	833	Bearing Assembly	
SWT02452	834	RAM-3 Footswitch	
LAT00834	835	Latch	
BOF01674	839	Bumper	
SCR01987	840	Screw	
CRD00082	842	Ground Fault Cord	
SWT02420	846	Single Footswitch Hose	
SWT02450	847	Air Foot Switch for RAM-4	
SWT02437	849	Single Air Switch	
SPG00887	850	Spring	
BOX01483	852	Electrical Box	
BAS01842	855	RAM-4 Base	
COV03108	856	Cover	
RCT00838	871	Receptacle, 115V only	
SHF02755	873	Shaft, Driver Assembly	
CLP00960	879	Motor Clip	
MFD00990	892	Manifold	
HSE01478	935	Water hose - inner braided tubing	
FTG01021	936	Barbed fitting 1/8"NPT X 1/4" barb	
RSR00173	987	1/4 F x 1/8M Reducer	
PMP01581	1003	Pump	
VAL07526	1014	By-Pass/Unloader valve for GPW-1000 models	GPW-1000
VAL07532	1015	Siphon injector valve for GPW-1000	GPW-1000
HSE01418	1017	Pulse Hose	
NOZ00823	1027	Variable spray nozzle for GPW-1000	GPW-1000
PLU00946	1052	Plug	

General Data – Cross-Reference

Table 17 (Continued). Common replacement parts

ServiceFirst Item Number	Goodway PN	Description	Where Used
FTG00896	1056	Barbed Fitting	
HED00668	1227	3' wand with grip	GPW-1000 or GPW-1200
CRD00092	1240	Cord: Ground Fault Power Cord for GPW-1000 and GPW-1200.	
LIT00862	1417	Light	
OIL00107	1546	Quart of 15W50 Synthetic Oil for GPW-1200 Pump	
PIN00871	1719	Roll Pin, 1/16", Control Gun	
BAS01895	2200	Base	
COV03142	2201	Cover	
RLY02762	2202	Relay, 115V	
BOX01484	2203	Gear Box	
COV03332	2204	Gear Box Cover	
VAL07210	2207	Stop Valve	
BUS01376	2208	Guide Bushing	
KEY00873	2209	1/8" x 3/16" Key	
CON01048	2211	Tube, Connector	
PMP01433	2214	Air Pump, 115V	
FTG00897	2216	Hose Fitting, Female	
HDL00897	2218	Control Handle	
SWT02438	2224	Trigger	
SUP04423	2225	Trigger Pads	
FAN03183	2227	115V Electric Cooling Fan	
SHF02756	2229	Drive Shaft	
MOT10981	2232	3/4 HP, 115V/230V/60HZ Motor for RAM-5SF	
GRM00862	2233	Grommet	
WIR03561	2234	Wire Harness	
BOF01675	2238	Bumper, Tube	
TOL01742	2239	Allen Wrench	
SRN00830	2241	Screen	
SRP00881	2244	Safety Strap	
PIN00872	2245	Pin, Trigger	
TUB10385	2248	Tube, Control Gun	
TUB10385	2248	Tube, Control Gun	
TUB10387	2249	Air Harness	
SHE03971	2250	5" x 1/2" Pulley	
ELL00905	2253	Elbow	
ORF01345	2254	Orifice	
CLP00961	2256	Receptacle Clip	
DRN00005	2257	Drain Assembly	
BRK03171	2262	Bracket	
SPG00888	2263	Stop Spring	
SPG00889	2264	Coil Return Spring	
RLY02867	2266	Relay for RAM-5	
FTG00954	2745	Female disconnect fitting	GPW-1000
NOZ00819	5812	Variable spray nozzle for GPW-1200 washer	GPW-1000
SHF02757	6003	Drive Shaft, St St	
MFD00992	6004	Complete Manifold Assembly	
SEL00896	6005	U Cup seal	
WAS01036	6006	Back-up washer	
RNG01795	6020	Snap ring	
FLR06339	9703	Replacement 5 and 60 micron media filter	
HSE01368	1024-38	25' Pressure hose	GPW-1000 or GPW-1200
NOZ00822	1025B	Spray Gun Nozzle	GPW-1000 or GPW-1200
SLV00187	1321-1	Outer Sleeve	
RNG01766	2203-4	40 MM Snap Ring	
GER00350	2205-703	Driver roller/gear	
GER00351	2205-704	Driver roller/gear	
GER00352	2206-703	Roller/gear	
GER00353	2206-704	Roller/gear	
SUP04430	2212-1	Support Block	

General Data – Cross-Reference

Table 17 (Continued). Common replacement parts

ServiceFirst Item Number	Goodway PN	Description	Where Used
FTG00898	2212-4	Bulk Head Fitting	
FTG00899	2212-5	Fitting	
TUB10386	2217-15	Guide Tube	
TUB10386	2217-15	Guide Tube	
SPG00886	2219-2	Spring for RAM-5 Shaft Stop	
SPG00883	2219-703	RAM-5 Flexible Shaft Stop Spring Assembly	
CNE00841	2219-703-1	Front cone for GTC-704 shaft stop assembly on RAM-5	
CLR00880	2219-703-2	Collar for GTC-703 shaft stop assembly on RAM-5	
CNE00838	2219-703-4	Rear cone for GTC-703 shaft stop assembly on Ram-5	
CLR00881	2219-704-2	Collar for GTC-704 shaft stop assembly on RAM-5	
CNE00839	2219-704-4	Rear cone for GTC-704 shaft stop assembly on RAM-5	
MOT11988	5805-60	Motor/Pump assembly for model GPW-12000-60	
KIT08152	5805-BK-3	Bypass repair kit for model GPW-1200	
NUT01012	710A	Aluminum Disconnect Nut	
WAS01030	812-1	Washer	
WHL02273	814-1	Wheel Block Assembly	
BLT00843	814-3	Wheel Bolt	
COV03331	817-3	Switch Cover, 115V only	
VAL07456	820X	Solenoid	
MFD00998	823/826R	Manifold assembly for RAM-3	
NUT00941	823N	Nuts	
FAN03174	829-60-1	Motor Cooling Fan	
MOT10957	829P	1/2 hp 110/220V/60 HZ reversible motor with air switches	
SHE04015	830-1	4" X 1/2" pulley for model RAM-4X with 1:1 drive ratio.	
SHE03972	831x-1	2 1/2" x 5/8" Pulley	
SHE04142	831x-2	Pulley,4"X5/8,RAM-4X,1:1	
BLL00947	832-1	V-Belt, 22"	
BRG01324	833-1	Bearing	
SWT02436	834R-1	Pressure Switches	
BEL00047	834R-4	Bellow	
HSE01360	841R	Twin Hose	
CMP00972	842AX	Romex Clamp	
SWT02421	847-SF	Single Foot Switch	
MFD00991	892/826R	Complete Manifold Assembly (consists of one ea: 805, 824, 825, 826, 892)	
FLR06340	9703-6	Replacement 5 and 60 micron media filters (package of 6)	
CPL00995	C1	8/32M x 8/32M Coupling for 1/4" and 5/16" brushes	
CPL00996	C2	12/24M x 8/32M Coupling for 3/8" brushes	
BKR01645	CF-CFCI	Ground fault breaker retrofit	
PIN00873	DDC-4	Pin	
RNG01779	DDC-5	Ring	
TOL01899	GPW-GA-1200	Spr: Spray Gun Assembly for Model GPW-1200 (Includes 25' High Pressure Hose, Spray Gun, Wand and Nozzle)	
COR00087	GTC201-2	GTC-701 Shaft core (per foot)	
CAS01277	GTC201-NT	GTC-701 shaft casing (per foot)	
COR00088	GTC202-1	GTC-702 Shaft core (per foot)	
COR00089	GTC202H-1	GTC-703 Shaft core (per foot)	
CAS01278	GTC202H-NT	GTC-703 shaft casing (per foot)	
CAS01279	GTC202-NT	GTC-702 shaft casing (per foot)	
COR00090	GTC704-1	GTC-701 Shaft core (per foot)	
CAS01280	GTC704-NT	GTC-701 shaft casing (per foot)	
HSE01491	HPH-25E	High Pressure Extension Hose 25' for GPW-1000	
SCR01988	HWS1162SH	Screw	
INS02661	PFA-17	Small Freezer Jacket for pipes 1/2" - 3/4" O.D.	
INS02662	PFA-18	Medium Freezer Jacket for pipes 1" - 1 1/2" OD	
INS02663	PFA-19	Large Freezer Jacket for pipes 2"-3" OD	

General Data – Cross-Reference

Table 17 (Continued). Common replacement parts

ServiceFirst Item Number	Goodway PN	Description	Where Used
CYL00203	PFA-20	20lb. CO2 Cylinder (unfilled) w/syphon	
KIT09334	PFK-100	Pipe Freezing Kit for pipes 1/2" - 3" OD. Includes three freezing jackets, three 8' high-pressure hoses, tee connector, unfilled 20 lb. CO2 tank, carry bag and dolly.	
SWT02659	OSP-22	Male quick disconnect	
KIT08220	R5-SVC-KIT-3	RAM-5 service kit consisting of : 611(6 ea.), 803, 805, 824, 825-R5(10 ea.), 826, 833-1, 2224, 2229, 2245, SFG-703	
KIT08219	RAM4-SVC-KIT	RAM-4 service kit consisting of 1 ea. 803, 805, 824, 825, 826, 833, 873, & 6 ea. 611.	
TOL01994	RAM-5-GT	RAM-5-GT complete guide tube assembly for model RAM-5	
GID00094	RAM5-GT-8	8' guide tube assembly for the RAM-5	
CNE00840	RCO-125	1 1/4" replacement cone cutter.	
GER00354	SFG-702	Speed feed gears for GTC-702 shafts(complete set)	
GER00347	SFG-703	Speed Feed Gear Set	
GER00349	SFG-704	Speed Feed Gear Set	
HSE01412	TE-30-HOSE	Drain/pipe cleaner hose	
PLU00947	TP-062S	Single piece black tube plug	
PLU00158	TP-075S	Tube plug for 3/4IN. OD tubes	
PLU00962	TP-087S	Tube plug for 7/8" OD X 15-22 BWG Tubes	
PLU00358	TP-100S	Tube plug for 1 in OD tubesOD TUBES	



RAM-4-60 (TOL01659) Ream-A-Matic® Tube Cleaner

The RAM-4 tube cleaner is the fourth generation of the original rotary tube cleaner. This machine makes tough tube cleaning a simple, one-person operation. It is ideal for cleaning tubes/pipes ¼"-1" (6.4-25.4mm) I.D. in chillers, condensers, evaporators, absorption machines and heat exchangers.

The RAM-4 uses a cleaning tool mounted to the tip of a flexible shaft. The unit feeds water through the casing to the cleaning tool, flushing out deposits as they are loosened.

The flexible shaft snakes through each tube, unaffected by any bends caused by sagging. All brushes and tools are designed not to cut into the tube wall or get stuck in the tube.

Features/Benefits

- Simple to operate-minimal training required.
- Stainless steel construction - long life.
- Interchangeable cleaning tools – versatile
- Large wheels – easy to move
- Simultaneous water flush – removes deposits
- Foot switch activation – safe operation

Included with purchase

- Mobile dolly
- Tool storage box
- Foot switch

Accessories

See general data section of catalog for accessory options

Specifications

Flexible Shaft Speed:	862.5 rpm
Motor:	½ HP (0.4 kW)
Input Power:	9 amps, 115V
Dimensions:	37" high x 20" wide x 17" deep
Weight:	49 lbs net dry

RAM-4-60 Variations

ServiceFirst Item Number	Goodway PN	Voltage	Standard Features
TOL01747	RAM-4-60-C	1/2 HP, 115V, 60 HZ,	Includes tool storage box, single direction foot switch and heavy duty contractor dolly.
TOL01746	RAM-4-60-R	1/2HP (0.4KW), 115V, 60 HZ	Includes mobile dolly, tool storage box and two-directional foot switch.
TOL01787	RAM-4-60-R-C	1/2 HP 115V, 60 HZ,	Includes tool storage box, two-directional foot switch and contractor dolly.
TOL01741	RAM-4A-50	1/2 HP, 220V, 50 HZ	Includes mobile dolly, tool storage box and foot switch.
TOL01860	RAM-4-BASE-60	1/2 HP, 115V, 60 HZ,	Includes tool storage box, and single directional foot switch.
TOL01861	RAM-4-BASE-60-R	1/2 HP, 115V, 60 HZ	Includes tool storage box and double directional foot switch.
TOL01734	RAM-4X-60-2	1HP, 115V, 60HZ	Includes mobile dolly, tool storage box, foot switch and 2:1 drive ratio
KIT12137	R4-TPC		R4TPC, Tube cleaning package for cleaning 5/8" & 15/16" ID tubes. Includes(1) TOL01745, (1) SHF02745, (25) BRU00177 & (30) BRU00262





RAM-5SF-60-3 (TOL01660) – Speed-Feed Ream-A-Matic® Tube Cleaner

The RAM-5SF speed-feed tube cleaner makes tube cleaning quick and easy with its revolutionary speed-feed gun. It is the machine of choice among contractors and managers of buildings and facilities with large tube bundles. It will clean tubes up to four times faster than any other rotary tube cleaner.

Flexible shafts and Goodway blue nylon brushes are available for use with the speed-feed gun for removing soft deposits in straight tubes/pipes 9/16"-1" I.D. Other flexible shafts and accessories are available for use without the speed-feed gun for removing a variety of deposits in straight and curved tubes/pipes ¼"-1" I.D.

The RAM-5SF uses a cleaning tool mounted to the tip of a flexible shaft. The unit feeds water through the casing to the cleaning tool, flushing out deposits as they are loosened.

A gun controls shaft rotation and waterflow. Simply push the top of the trigger to rotate the flexible shaft in a clockwise direction and enter the tube. Push the bottom of the trigger to reverse the rotation and exit the tube. Shaft feed automatically stops at a preset distance when the brush reaches the end of the tube.

Features/Benefits:

- 3' per second – reduced labor
- Simple to operate – minimal training required.
- Stainless steel construction – long life.
- Interchangeable cleaning tools – versatile
- Large wheels – easy to move.
- Simultaneous water flush –removes deposits.
- Trigger controlled operation – increased productivity.

Included with purchase:

- Speed-feed gun
- 15' guide hose
- One set of shaft feeder gears for GTC-703 series flexible shafts
- Mobile dolly
- Tool storage box
- Foot switch

Accessories:

See general data section of catalog for accessory options

Specifications

Flexible Shaft Speed:	862.5 rpm
Speed-Feed Gun Rate:	3' per second
Speed-Feed Gun Push/Pull Force:	50 lbs
Motor:	¾ hp (0.6 kW)
Input Power:	11 amps, 115V,
Dimension (1)	37" high x 20" wide x 17" deep
Weight:	75 lbs net dry

1. Dimensions exclude gun and guide hose.

RAM-5SF-60-3 Variations

ServiceFirst Item Number	Goodway PN	Voltage	Standard Features
TOL01748	RAM-5SF-60-3-C	3/4 HP, 115V, 60 HZ	Includes speed-feed gun 15 ft. guide hose, one set of shaft feeder gears for GTC703 series flexible shafts, tool storage box, foot switch and heavy-duty contractor dolly.
TOL01942	RAM-5SF-60-3-BASE	3/4 HP, 115V, 60 HZ	Includes speed-feed gun 15 ft. guide hose, one set of shaft feeder gears for GTC703 series flexible shafts, tool storage box and single direction foot switch.



RAM-6-60 (TOL01661) – High Flow Ream-A-Matic® Tube Cleaner

The RAM-6 tube cleaner is the ultimate rotary tube cleaning machine. When used with a dual diameter nylon or brass brush, the advanced features of this machine allow it to thoroughly clean even the most fouled internally enhanced tubes. This versatile unit features a full 1 1/2 hp (1.1 kW), variable speed drive motor, a cleaning solution injection system and a separate 500 psi (35 BAR) pump that delivers a 2.2 GPM (8.3 LPM) power flush. When cleaning internally enhanced tubes, the operator can adjust the shaft speed to match the internal spiral of the tube, causing the brush to be “self” propelled through the tube. It is ideal for removing both soft and hard deposits from internally enhanced as well as smooth bore tubes/pipes ¼” – 1” (6.4-25.4 mm) I.D.

The RAM-6 uses a cleaning tool mounted to the tip of a flexible shaft. The unit feeds high pressure water through the casing to the cleaning tool, power flushing out deposits as they are loosened.

If the cleaning solution injection system is activated, the unit automatically feeds a mixture of cleaning solution and water through the casing to the cleaning tool as the shaft is fed into the tube. When the shaft direction is reversed, the unit switches to a water only power flush, leaving the tubes thoroughly cleaned.

Cleaning Internally Enhanced Tubes:

The RAM-6 is equipped with a reversible motor for cleaning internally enhanced tubes. The two-direction foot switch permits forward rotation for entering the tubes and reverse rotation for exiting. While the design of the brush and the spiral in the tube cause the brush to be self propelled through the tube, the variable speed feature of the RAM-6 allows the operator to set the flexible shaft speed to match the natural feed rate of the spiral in the tube, preventing slip and allowing the brush to thoroughly clean both the lands and the groove of the tube.

Features/Benefits

- Simple to operate – minimal training required
- Stainless Steel construction – long life
- Speed control – set shaft rotation of optimum speed for each application
- Interchangeable cleaning tools – versatile.
- Large pneumatic tires and heavy-duty contractor dolly – easy to move
- Simultaneous cleaning solution injection and water power flush up to 500 PSI at 2.2 GPM (35 BAR at 8.3 LPM) – removes deposits
- Foot switch activation – safe operation

Included with purchase:

- Contractor dolly
- Tool storage box
- Two directional foot switch

Accessories:

See general data section of catalog for accessory options.

Specifications

Flexible Shaft Speed:	Variable, 200-800 rpm
Motor:	1 ½ hp (1.1 kW)
Input Power:	15 amps, 115V
Water Requirements:	Minimum 25 PSI at 2.2 GPM (1.7 BAR at 8.3 LPM)
Output Water Pressure:	Up to 500 PSI at 2.2 GPM (35 BAR at 8.3 LPM)
Dimensions:	23” high x 16” wide x 10” deep
Weight:	103 lbs. net dry



RAM-PTC-60 – (TOL01745) Port-A-Ram Tube Cleaner

The RAM-PTC tube cleaner is a compact and durable entry-level tube cleaner for maintenance technicians on the go. It is designed for cleaning tubes/pipes ¼"-1" (6.4-25.4mm) I.D. in chillers, condensers, evaporators, absorption machines and heat exchangers. This direct-drive unit is ideal for personnel cleaning smooth bore tubes in multiple locations.

The RAM-PTC uses a cleaning tool mounted to the tip of a flexible shaft. The unit feeds water through the casing to the cleaning tool, flushing out deposits as they are loosened.

Features/Benefits:

- Simple to operate – minimal training required.
- Compact – easy to carry
- Interchangeable cleaning tools – versatile
- Simultaneous water flush – removes deposits
- Foot switch activation – safe operation

Included with Purchase:

- Foot switch
- Tool storage box
- 22' GFCI power Cord

Specifications

Flexible Shaft Speed:	1725 rpm
Motor:	1/2 hp (0.4 kW)
Input Power:	9 amps, 115v
Dimensions:	9 1/2" high x 10 3/8" wide x 18" deep
Weight:	31 lbs net dry

AQ-R1500 – (TOL02045) Rotary Duct Cleaner



The rotary duct cleaner makes duct cleaning a simple, one-person operation. It is ideal for cleaning ducts 4"-18" I.D. round and 4"-16" rectangular/square in air-conditioning, heating, ventilating and exhaust systems.

The rotary duct cleaner uses a cleaning brush mounted to the tip of a flexible shaft. A high air displacement vacuum, connected to the duct, removes deposits as they are loosened.

The flexible shaft snakes through each duct, unaffected by any bends. All brushes are designed not to cut into the duct wall or get stuck in the duct.

Features/Benefits:

- Simple to operate - Minimal training required.
- Stainless steel construction - long life
- Speed Control - Set shaft rotation at optimum speed for each application
- Reverse shaft rotation - Optimizes cleaning
- Interchangeable cleaning tools - Versatile
- Large wheels - Easy to move
- Simultaneous vacuum - Removes debris
- Belt switch activation - Safe operation

Specifications:

Flexible Shaft Speed	Variable/reversible up to 1,500 rpm
Motor Power	1 HP
Input Power	6 amps, 115V, 60 Hz AC
Dimensions	37" high X 20" wide X 17" deep
Weight	49 lbs



GPW-1000-60 – (TOL01726) – Pressure Washer 1000 psi @ 2.2 gpm

The GPW-1000 pressure washer replaces inefficient cleaning methods with economical pressure washing. The unit saves labor, decreases downtime and reduces costs. Designed for easy handling, transport and storage, it is the best compact pressure washer in its class.

Included with Purchase:

- 3' wand
- 25' high pressure hote
- Five (5) quick disconnect nozzles
- Soap container
- Dolly

Features/Benefits:

- Stainless steel construction – long life
- Steel reinforced hose – rugged
- Stainless steel wand – durable
- Five quick disconnect nozzles – matches application
- Can use hot water – additional cleaning power
- Soap container – easy injection of chemicals

Specifications

Motor:	1 1/2 hp, 15 amps, 115V
Output Water Pressure:	1,000 psi @ 2.2 GPM
Pump:	Twin-piston cast iron
Dimensions:	37" high x 20" wide x 17" deep
Weight:	83 lbs net dry



GPW-1200 – (TOL01679) – Portable Pressure Washer 1200 psi @ 1.8 gpm

The GPW-1200 portable pressure washer is designed to be carried easily up ladders and into tight locations. The unit is ideal for a wide range of applications, from cleaning HVAC drip pans in ceilings to delicate air conditioning coils on rooftops.

Pressure washing is an efficient and cost-effective method of cleaning a variety of surfaces and equipment found in most facilities. High-pressure washing should be considered as a viable cleaning option since it is a fast, easy and effective way to remove unwanted soil, oil, grease, gun, mildew, mold, debris and discoloration from most surfaces.

When comparing pressure washers, look at the following:

Pounds Per Square Inch (PSI), the measurement of water pressure. The greater the psi, the better the cleaning efficiency.

Gallons Per Minute (GPM) which refers to the water flow rate.

Cleaning Units (CU) is the water pressure multiplied by the water flow. A higher number means more power.

Features/Benefits:

- Stainless steel construction – long life
- Steel reinforced hose – rugged
- Stainless steel wand – durable
- Variable pressure nozzle – matches application
- Can use hot water – additional cleaning power
- Soap container – easy injection of chemicals

Included with Purchase:

- 3' wand
- 25' hi-pressure hose
- Variable pressure nozzle
- Soap container

Specifications

Motor:	1.7 hp, 15 amps, 115V
Output Water Pressure:	1,200 psi @ 1.8 GPM
Pump:	Triplex plunger running in oil bath
Dimensions:	10 1/2" high x 15" wide x 9" deep
Weight:	41 lbs net dry

**GPW-2003 – (TOL02247)
2000 PSI @ 3.2 gpm
GPW-2502-60 – (TOL02248)
2500 PSI @ 2.7 gpm
Industrial Pressure Washer**



The industrial pressure washers are designed to cover a wide range of applications. TOL02247 delivers high waterflow at high pressure. This unit is ideal for applications where extra waterflow is needed.

The TOL02248 delivers higher pressure while minimizing water consumption. Its extra pressure removes stubborn dirt and grime with ease.

Features/Benefits

- Steel reinforced hose - Rugged
- Stainless steel wand - Durable
- Variable pressure nozzle - Matches application
- Can use hot water - Additional cleaning power
- Built-in soap container - Easy injection of chemicals

Specifications

Motor Power	1 HP
Input Power:	23 amps, 230 V, 60 Hz AC single phase - class F insulated
Input water pressure	Maximum 60 PSI
Output water pressure:	
TOL02247	2000 PSI @ 3.2 GPM
TOL02248	2500 PSI @ 2.7 GPM
Pump	Plunger type running in oil bath
Dimensions	43" high X 29" wide x 19" deep
Weight	193 lbs net dry wt.



GVC-1500 – (TOL02131) – Vapor Steam Cleaner, 1500 W

The GVC-1500 sanitizes equipment by killing bacteria, fungus, mold, mildew and other microorganisms on contact without the use of harsh chemicals. It heats tap water in its boiler to 330 degrees F, producing a dry vapor-steam with an adjustable pressure of 0-90 PSI and an output temperature of 290-degree F. The adjustable pressure allows the operator to release sufficient vapor-steam to thoroughly clean any surface without reduced visibility. Specially designed cleaning tools and accessories allow the cleaning of not only flat surfaces, but also of cracks and crevices such as coils, where dirt and microorganisms would be difficult or even impossible to remove by any other method.

Features/Benefits:

- Stainless steel construction – long life
- Low water indicator – takes the guess work out of adding water.

- Stainless steel boiler – no depressurization needed after use
- Adjustable vapor-steam pressure – matches application
- Chemical Injection – additional cleaning power
- Multiple cleaning tools – ideal for flat surfaces, cracks and crevices

Included with Purchase:

- 10' hose
- Two-piece 38" wand
- 11" floor brush
- 5" triangular brush
- 3" triangular brush
- 9" squeegee tool
- 14" curved lance
- 8" curved lance
- 3" detail lance
- 2" round brush with spare nylon and brass bristles
- Soap container
- One gallon of high temperature cleaner degreaser

Specifications

Input Power:	15 amps, 115V, 60 Hz AC
Boiler:	Maximum 1,500 W
Output Steam Pressure:	Adjustable 1-90PSI
Output Steam Temperature:	290 degree F
Dimensions:	37" high x 112 1/2" wide x 21" deep
Weight:	57 lbs net dry



EV-30 – (TOL01896) – Commercial Wet-Dry Vacuum

The EV-30 is the economical choice for commercial use. It features a 1.6 HP motor, an 8.4 gallon stainless steel tank and a full assortment of accessories. It produces a static water lift of 85" and an air displacement of 90 CFM. The unit is ideal for both liquid recovery and dry debris pickup applications.

Features/Benefits

- Heavy-duty motor – strong suction
- Stainless steel tank – fits any application
- Liquid shut-off – prevents overflow

- Reusable filter – saves money
- Cord hook – easy storage of power supply cord

Included with purchase:

- Filter
- 8.4 gallon stainless steel tank with casters
- 8 1/2' vinyl crush proof hose
- Three piece 52" wand
- 16" floor brush
- 16" squeegee floor tool
- 3" dusting brush
- 9 1/2" crevice tool

Specifications

Motor:	1.6 hp, 10 amps, 115V
Power Supply Cord:	27'
Static Water Lift	85"
Air Displacement:	90 cfm
Dimensions:	13" diameter tank, 28" high overall
Weight:	22 lbs



EV-30H – (TOL01898) – Commercial HEPA Vacuum

The EV-30H dry HEPA vacuum is the unit of choice for commercial dry-only fine particle recovery applications. It produces a static water lift of 90" and an air displacement of 115 CFM. It features a three-stage filtration system and a full assortment of accessories to tackle a wide range of applications.

When recovering debris, a disposable paper filter collection bag traps the majority of materials – capacity 3.2 gallons. Fine particles are filtered to 0.3 microns by a filter protector and a HEPA filter. Only "clean" safe air passes through vacuum dust.

Features/Benefits:

- HEPA filter 99.97% efficient at 0.3 microns – superior filtration
- Large HEPA filter – long life

- 3.2 gallon paper filter collection bag – large capacity
- Plastic bag tank liner – safe disposal of debris
- Heavy – duty motor - strong suction
- Stainless steel tank – fits any application
- Cord hook – easy storage of power supply cord

Included with purchase:

- Filters
- 10.6 gallon stainless steel tank with casters
- 8 ½' vinyl crush proof hose
- Three piece, 52" wand
- 16" floor brush
- 3" dusting brush
- 9 ½" crevice tool

Specifications

Motor:	1.6 hp, 10 amps, 115V
Power Supply Cord	27'
Static Water Lift	90"
Air Displacement:	115 CFM
Dimensions:	13" diameter tank, 32" high overall
Weight:	26 lbs
Dry Capacity:	3.2 gallons
HEPA Filter	Certified 99.97% efficient @ 0.3 microns



EV-60-P – (TOL01897) – Commercial Pump-Out Vacuum

The EV-60-P twin motor wet vacuum is equipped with an internal pump for controlled discharge of recovered liquids. It has two independent motor switches, as well as an independent plug for the pump. Recovered liquids can be discharged while vacuuming or pumped out later. With both motors on, the vacuum produces a static water lift of 82" and an air displacement of 120 CFM. The unit comes with a hose, three-section wand and a squeegee floor tool to cover a wide variety of wet applications.

Features/Benefits:

- Internal pump – controlled discharge of liquids
- Two heavy duty motors – strong suction
- Independent motor switches – can run on one of both motors
- Stainless steel tank – fits any application
- Liquid shut-off – prevents overflow
- Reusable filter – saves money
- Cord hook – easy storage of power supply cord

Included with purchase:

- 20.6 gallon stainless steel tank with internal pump
- Handle
- Wheels and casters
- 8 ½' vinyl crush proof hose
- Three-piece 52' wand
- 16" squeegee floor tool

Specifications

Motor:	2 hp, 16 amps, 115V
Power Supply Cord:	27'
Static Water Lift	82"
Air Displacement:	120 cfm
Dimensions:	17" diameter tank, 41" high overall
Weight:	69 lbs.

CTV-1500-60 (TOL02078) – Cooling Tower Vacuum



Dirty water in your cooling tower fouls chillers, robs heat exchanger efficiency and drives up energy costs. Cleaner, more efficient cooling towers can be maintained by using the CTV-1500 Cooling Tower Vacuum. This powerful unit will quickly remove slime, algae, mud and other contaminants from the sides and floor of any cooling tower basin or sump without the need to drain the system. This not only helps to control costly chemical and water waste, but also eliminates the direct handling of dangerous bacteria and other microorganisms found in cooling tower water. Featuring an adjustable flow control of up to 50 GPM, the CTV-1500 allows you to vacuum while the cooling tower is in operation, eliminating system downtime.

Features/Benefits

- Simple to operate – minimal training required
- Stainless steel construction – long life
- Heavy duty motor – removes up to 50 gallons of water and debris per minute
- Semi-automatic pump priming system – simple startup
- Adjustable flow control – work at desired speed
- In-line sediment filter – screens out large debris
- Quick connect hoses and tools – adjust to any tower configuration

Specifications

Motor	1.5 HP (1.1kW)
Input Power	15 amps, 115V
Static Water Lift	25'(7.6m)
Water Displacement	50 GPM
Pump	Centrifugal
Dimensions	35"high X 22" wide X 21" deep
Weight	125 lbs net dry

CTV-1500-60 Variations

ServiceFirst Item Number	Goodway PN	Voltage	Standard Features
TOL02079	CTV-1500A-60	1.5 hp, 230V 60 HZ	Includes sediment filter, 15' intake and 25' discharge vinyl crush-proof hoses, 24" single bend wand, 36" extension tube, 6" gulper tool and storage bag.

CTV-1000 (TOL02257) Cooling Tower Vacuum



Features/Benefits

- Clean slime, algae, mud and other contaminants from the sides and floor of any cooling tower without the need to drain the system
- Adjustable flow control up to 48 GPM allows you to work at desired speed
- The vacuum can be in use while the cooling tower is in operation
- Only 10% to 20% of the tower water is removed. Conventional cleaning requires that the tower be drained completely, resulting in greater water loss.

Specifications

Motor:	1 HP
Input Power	14 Amps, 115V, 60 Hz AC
Static Water Lift:	25'
Water Displacement:	Variable, 48 GPM
Pump:	Centrifugal
Dimensions:	40" high x 15" wide x 32" deep
Weight:	73 lbs net dry

CTV-F2 (TOL02258) Cooling Tower Vacuum Filter



The CTV-F2 Filtration system is specifically designed to work with Goodway's cooling tower vacuums. In situations where the cooling tower water needs to be cleaned, filtered and returned to the basin, using the CTV-F2 in conjunction with the CTV-1500 or CTV-1000 is the only way to go.

This carefully engineered unit can handle the high flow and small micron filtration requirements typically encountered when cleaning cooling towers. A pair of reusable filter cartridges allows the operator to clean cooling tower water down to 5 microns.

With quick lock lids, filters can be changed out in a matter of seconds. The integrated dolly enables the user to conveniently place filters, with the cooling tower vacuum, alongside the basin. Clean, filtered water can then be discharged back into the tower basin at up to 50 gallons per minute.

Features/Benefits:

- Simple to operate – Minimal training required
- Heavy-duty aluminum filter housing – long life
- Integrated dolly – Easy move
- Reusable filters (up to three times) – Saves money
- Quick lock lids – Rapid filter change

Included with Purchase:

- (2) 5 and 60 micron media filters
- 25' connection hose
- 25' outlet hose
- Mobile dolly

Specifications:

Input Water Pressure	Maximum 30 PSI @ 50 GPM
Filters:	(2) Reusable synthetic, 40 square foot Micron media
Dimensions:	38" high x 20" wide x 20" deep
Weight:	70 lbs net dry



CC-120 (TOL02255) Coil Pro Coil Cleaner (500 PSI model available – CC-500 (TOL02256)

The CC-120 Coil Pro is the solution for your coil cleaning applications. Spray bottles and pump sprayers are simply not effective in penetrating most coil beds. In addition, many “coil cleaner” chemicals can actually damage coils or create noxious fumes.

The CC-120 is designed to be flexible. The unit can be used for just about any coil cleaning application. It can operate on AC power, or on its integrated rechargeable battery. In addition, the

unit can connect to a 3/4" water line for continuous operation, or can draw from its own 4 gallon tank.

Features/Benefits:

- Simple to operate – Minimal training required
- Stainless steel wand – Durable
- Flexible extension – Clear hard to reach areas
- Four custom nozzles – Matches application
- Integrated water tank – No hose required
- Integrated soap container – Easy injection of chemicals
- 12V rechargeable battery – Spray up to 90 gallons (150 gallons open flow) on one charge


Included with Purchase:

- 12V rechargeable battery with 3 amp smart charger
- 18" wand
- 12" flexible extension
- 25' hose

- Four nozzles
- Integrated water tank and soap container

Specifications

Motor Power	0.2 HP
Input Power	3 amps, 115V, 60 Hz AC or 12 amps, 12V, DC rechargeable SLA battery
Input Water Pressure	Maximum 125 PSI
Output Water Pressure	Variable 40-150 PSI @.25-1 GPM
Pump	Positive displacement diaphragm pump
Water Tank	4 Gallons
Soap Container	2 Gallons
Dimension:	32" H x 30" W x 11" D
Weight	76 lbs net dry



FS-10 (TOL02171) - Fiberscope

The FS-10 Tube Scope is ideal for inspecting the interior walls of boiler, chiller and condenser tubes. It can also be used to view the interior of ventilation shafts and ductwork, examine clogged drain lines, locate blockages in process pipes and identify hidden obstructions in walls. The unit comes equipped with a powerful battery powered halogen light, a flexible 10' (3m) fiber image probe with a 55 degree field of view, a 90 degree right angle view adapter and a durable carrying case.

Features/Benefits:

- Simple to operate – minimal training required
- Stainless steel construction – long life
- Adjustable focus eyepiece-sharp picture
- 3000 lux Halogen light – bright illumination
- Flexible 10' (3m) fiber image probe – snakes through bends and around corners
- 55 degree field of view – wide viewing angle
- 90 degree right angle mirror adapter – side viewing
- Waterproof probe and optics – can be used for wet applications

Included with Purchase:

- Tube scope with flexible 10' image probe
- 90 degree right angle view adapter
- Carrying case

Specifications:

Battery Power	Three 1.5V, C cell
Running Time	3.5 hours
Illumination:	Halogen bulb 3.5V, approximately 3,000 lux
Focal Length:	10mm – infinity
Viewing Angle	55 degrees
Viewing Direction	Standard 0 degrees or 90 degrees
Operating Temperature	-4 degrees – 140 degrees F
Probe Dimensions	10' (3m) long x less than 3/8" diameter
Weight:	1.3 lbs (0.6kg)

Flexible Shafts



ServiceFirst Item Number	Goodway PN	DESCRIPTION	Description	Where Used
Flexible Shafts (Nylon Casing) for Tubes 1/4" - 3/8" (6.4-9.5mm) I.D.				
SHF02763	GTC-701-12	12' Flexible Shaft for 1/4" - 3/8" I.D. Tubes		All RAM models (RAM-5 in manual mode)
SHF02764	GTC-701-25	25' Flexible Shaft for 1/4" - 3/8" I.D. Tubes		All RAM models (RAM-5 in manual mode)
Flexible Shafts (Nylon Casing) for Tubes 7/16" - 1/2" (11.1-12.7mm) I.D.				
SHF02765	GTC-702-12	12' Flexible Shaft for 7/16" - 1/2" (11.1-12.7mm) I.D.		All RAM models (RAM-5 in manual mode)
SHF02766	GTC-702-17	17' Flexible Shaft for 7/16" - 1/2" (11.1-12.7mm) I.D.		All RAM models (RAM-5 in manual mode)
SHF02760	GTC-702-25	25' Flexible Shaft for tubes 7/16" - 1/2" (11.1-12.7mm) I.D.		All RAM models (RAM-5 in manual mode)
SHF02761	GTC-702-35	35' Flexible Shaft for tubes 7/16" - 1/2" (11.0-12.7mm) I.D.		All RAM models (RAM-5 in manual mode)
SHF02767	GTC-702-45	45' Flexible Shaft for 7/16" - 1/2" (11.1-12.7mm) I.D.		All RAM models (RAM-5 in manual mode)
SHF02985	GTC-702-35-RS	35' Flexible Shaft for RAM-5W/5FG-702 Gears		
Flexible Shafts (Nylon Casing) for Tubes 7/16" - 1/2" (11.1-12.7mm) I.D. with quick connect fitting				
SHF02768	GTC-702Q-12	12' Flexible Shaft for 7/16" - 1/2" (11.1-12.7mm) I.D. w/quick connect fittings		All RAM models (RAM-5 in manual mode) and quick connect brushes
SHF02769	GTC-702Q-17	17' Flexible Shaft for 7/16" - 1/2" (11.1-12.7mm) I.D. w/quick connect fittings		All RAM models (RAM-5 in manual mode) and quick connect brushes
SHF02770	GTC-702Q-25	25' Flexible Shaft for tubes 7/16" - 1/2" (11.1-12.7mm) I.D. w/quick connect fittings		All RAM models (RAM-5 in manual mode) and quick connect brushes
SHF02771	GTC-702Q-35	35' Flexible Shaft for tubes 7/16" - 1/2" (11.0-12.7mm) I.D. w/quick connect fittings		All RAM models (RAM-5 in manual mode) and quick connect brushes
SHF02772	GTC-702Q-45	45' Flexible Shaft for 7/16" - 1/2" (11.1-12.7mm) I.D. w/quick connect fittings		All RAM models (RAM-5 in manual mode) and quick connect brushes
Flexible Shafts (Nylon Casing) for Tubes 9/16" - 1" (14.3-25.4mm) I.D.				
SHF02773	GTC-703-12	12' Flexible Shaft		All RAM models (RAM-5 in manual mode)
SHF02762	GTC-703-17	17' Flexible Shaft		All RAM models (RAM-5 in manual mode)
SHF02734	GTC-703-25	25' Flexible Shaft		All RAM models (RAM-5 in manual mode)
SHF02735	GTC-703-35	35' Flexible Shaft		All RAM models (RAM-5 in manual mode)
SHF02736	GTC-703-35-R5	35' Flexible Shaft	Comes with the stop assembly for RAM 5	RAM-5 only
SHF02737	GTC-703-45	45' Flexible Shaft		All RAM models (RAM-5 in manual mode)
SHF02738	GTC-703-45-R5	45' Flexible Shaft	Comes with the stop assembly for RAM 5	RAM-5 only
SHF02774	GTC-703-60	60' Flexible Shaft		All RAM models (RAM-5 in manual mode)
SHF02739	GTC-703-60-R5	60' Flexible Shaft	Comes with the stop assembly for RAM 5	RAM-5 only
SHF02775	GTC-703-75	75' Flexible Shaft		All RAM models (RAM-5 in manual mode)
SHF02776	GTC-703-75-R5	75' Flexible Shaft		RAM-5 only
Flexible Shafts (Nylon Casing) for Tubes 9/16-1: (14.3-25.4 mm) I.D. with quick connect fitting				
SHF02777	GTC-703Q-12	12' Flexible Shaft with Quick Connect Fitting		All RAM models (RAM-5 in manual mode) and quick connect brushes
SHF02778	GTC-703Q-17	17' Flexible Shaft with Quick Connect Fitting		All RAM models (RAM-5 in manual mode) and quick connect brushes
SHF02745	GTC-703Q-25	25' Flexible Shaft with Quick Connect Fitting		All RAM models (RAM-5 in manual mode) and quick connect brushes
SHF02746	GTC-703Q-35	35' Flexible Shaft with Quick Connect Fitting		All RAM models (RAM-5 in manual mode) and quick connect brushes
SHF02747	GTC-703Q-35-R5	35' Flexible Shaft with Quick Connect Fitting		RAM-5 only
SHF02779	GTC-703Q-45	45' Flexible Shaft with Quick Connect Fitting		All RAM models (RAM-5 in manual mode) and quick connect brushes
SHF02748	GTC-703Q-45-R5	45' Flexible Shaft with Quick Connect Fitting		RAM-5 only
SHF02780	GTC-703Q-60	60' Flexible Shaft with Quick Connect Fitting		All RAM models (RAM-5 in manual mode) and quick connect brushes
SHF02749	GTC-703Q-60-R5	60' Flexible Shaft with Quick Connect Fitting		RAM-5 only

Flexible Shafts

Flexible Shafts (Continued)

ServiceFirst Item Number	Goodway PN	DESCRIPTION	Description	Whe Used
Flexible Shafts (Nylon Casing) for Tubes 11/16"-1" (17.5-25.4 mm) I.D.				
SHF02781	GTC-704-12	12' Flexible Shaft		All RAM models (RAM-5 in manual mode)
SHF02782	GTC-704-17	17' Flexible Shaft		All RAM models (RAM-5 in manual mode)
SHF02741	GTC-704-25	25' Flexible Shaft		All RAM models (RAM-5 in manual mode)
SHF02742	GTC-704-35	35' Flexible Shaft		All RAM models (RAM-5 in manual mode)
SHF02783	GTC-704-35-R5	35' Flexible Shaft with Quick Connect Fitting	Comes with the stop assembly for RAM 5	RAM-5 only
SHF02743	GTC-704-45	45' Flexible Shaft		All RAM models (RAM-5 in manual mode)
SHF02784	GTC-704-45-R5	45' Flexible Shaft with Quick Connect Fitting	Comes with the stop assembly for RAM 5	RAM-5 only
SHF02785	GTC-704-60	60' Flexible Shaft		All RAM models (RAM-5 in manual mode)
SHF02786	GTC-704-60-R5	60' Flexible Shaft with Quick Connect Fitting	Comes with the stop assembly for RAM 5	RAM-5 only
SHF02787	GTC-704-75	75' Flexible Shaft		All RAM models (RAM-5 in manual mode)
Flexible Shafts (Nylon Casing) for Tubes 11/16"-1" (17.5-25.4 mm) I.D. with quick connect fittings				
SHF02788	GTC-704Q-12	12' Flexible Shaft with Quick Connect Fitting		All RAM models (RAM-5 in manual mode) and quick connect brushes
SHF02789	GTC-704Q-17	17' Flexible Shaft with Quick Connect Fitting		All RAM models (RAM-5 in manual mode) and quick connect brushes
SHF02751	GTC-704Q-25	25' Flexible Shaft with Quick Connect Fitting		All RAM models (RAM-5 in manual mode) and quick connect brushes
SHF02752	GTC-704Q-35	35' Flexible Shaft with Quick Connect Fitting		All RAM models (RAM-5 in manual mode) and quick connect brushes
SHF02790	GTC-704Q-35-R5	35' Flexible Shaft with Quick Connect Fitting	Comes with the stop assembly for RAM 5	RAM-5 only
SHF02753	GTC-704Q-45	45' Flexible Shaft with Quick Connect Fitting		All RAM models (RAM-5 in manual mode) and quick connect brushes
SHF02791	GTC-704Q-45-R5	45' Flexible Shaft with Quick Connect Fitting	Comes with the stop assembly for RAM 5	RAM-5 only
SHF02792	GTC-704Q-60	60' Flexible Shaft with Quick Connect Fitting		All RAM models (RAM-5 in manual mode) and quick connect brushes
SHF02793	GTC-704Q-60-R5	60' Flexible Shaft with Quick Connect Fitting	Comes with the stop assembly for RAM 5	RAM-5 only
Flexible Shafts for Tubes 1" I.D. and up				
SHF02909	GTC-720-15	15' Flexible Shaft for tubes 1" I.D. and up		RAM-4X models
SHF02915	GTC-720-25	Flexible Shaft 25' with Nylon casing for tubes 1" I.D. and up		RAM-4X models
SHF02980	GTC-721-25	Flexible shaft 25' for tubes 1" I.D. and up		
SHF03026	GTC-720-35	Flexible shaft 35' with nylon casing for tubes 1" I.D. and up		
SHF03027	GTC-720-50	Flexible shaft 50' with nylon casing for tubes 1" I.D. and up		
Miscellaneous Flexible Shafts				
SHF02986	GTC-704-35-C	Flexible shaft 35' for removing light to medium deposits in horizontal ducts up to 18"		
SHF02987	GTC-704-25-C	Flexible shaft 25' for removing light to medium deposits in horizontal ducts up to 18"		
SHF02988	GTC-704-12-C	Flexible shaft 12' for removing light to medium deposits in horizontal ducts up to 18"		

Brushes



The “Rebel™” dual diameter brass brush is recommended for removing soft and light scale deposits in straight, ferrous and nonferrous internally enhanced tubes. The larger diameter end of this brush cleans into the grooves while its small diameter end cleans the lands of the tubes rifling. Available in bags of 25 only.



EBB brushes available in quantities of 25 only.

The “Rebel™” Dual Diameter Brass Brush for tubes 5/8” (15.9 mm) I.D.

ServiceFirst Item Number	Goodway PN	DESCRIPTION	Where Used
Brushes			
BRU00174	EBB-062	5/8 Brass Dual Diameter Brush	All RAM models (RAM-5 in manual mode)
BRU00182	EBB-062-Q	5/8 Brass Dual Diameter Brush with quick connect fitting.	All RAM models (RAM-5 in manual mode)



The “Patriot™” dual diameter nylon brush is recommended for removing soft deposits in straight ferrous internally enhanced tubes. The large diameter end of this brush cleans into the grooves while its small diameter end cleans the lands of the tubes rifling.



ENN brushes available in quantities of 25 only.

The “Patriot Dual Diameter Nylon Brush for tubes 5/8” (15.9 mm) I.D.

ServiceFirst Item Number	Goodway PN	DESCRIPTION	Where Used
Brushes			
BRU00175	ENN-062	5/8 Dual Diameter Enhanced Nylon Brush	All RAM models (RAM-5 in manual mode)
BRU00183	ENN-062-Q	5/8 Dual Diameter Enhanced Nylon Brush with quick connect fitting.	All RAM models (RAM-5 in manual mode)
BRU00324	ENN-090	1" Dual Diameter Enhanced Nylon Brush	All RAM models (RAM-5 in manual mode)

Brushes



The "GTC" blue nylon brushes are recommended for removing soft deposits (mud, algae, etc.) in straight, ferrous and nonferrous tubes. Brush should be equal to or 1/16" (1.6 mm) smaller than the tube I.D.



GTC brushes available in quantities of 15 or 25 only. See table below.

"GTC" brushes for smooth bore tubes

ServiceFirst Item Number	Min Req'd	Goodway PN	Description	Where Used
Brushes - Nylon Under 1"				
BRU00189	15	GTC-211-1	1" Blue Nylon Brush	All RAM models
BRU00188	15	GTC-211-1/2"	1/2" Blue Nylon Brush	All RAM models
BRU00202	15	GTC-211-1/4	1/4" Blue Nylon Brush	All RAM models
BRU00170	25	GTC-211-11/16	11/16" Blue Nylon Brush	All RAM models
BRU00203	15	GTC-211-13/16	13/16" Blue Nylon Brush	All RAM models
BRU00204	15	GTC-211-15/16	15/16" Blue Nylon Brush	All RAM models
BRU00171	25	GTC-211-3/4	3/4" Blue Nylon Brush	All RAM models
BRU00186	15	GTC-211-3/8	3/8" Blue Nylon Brush	All RAM models
BRU00259	15	GTC-211-5/16	5/16" Blue Nylon Brush	All RAM models
BRU00169	25	GTC-211-5/8	5/8" Blue Nylon Brush	All RAM models
BRU00205	15	GTC-211-7/16	7/16" Blue Nylon Brush	All RAM models
BRU00206	15	GTC-211-7/8	7/8" Blue Nylon Brush	All RAM models
BRU00168	25	GTC-211-9/16	9/16" Blue Nylon Brush	All RAM models
BRU00187	15	GTC-211Q-1	1" Blue Nylon Brush with quick connect fittings.	All RAM models with quick connect flexible shaft
BRU00260	15	GTC-211Q-1/2	1/2" Blue Nylon Brush with quick connects fittings	All RAM models with quick connect flexible shaft
BRU00178	25	GTC-211Q-11/16	11/16" Blue Nylon Brush with quick connect fittings	All RAM models with quick connect flexible shaft
BRU00261	15	GTC-211Q-13/16	13/16" Blue Nylon Brush with quick connect fittings	All RAM models with quick connect flexible shaft
BRU00262	15	GTC-211Q-15/16	15/16" Blue Nylon Brush with quick connect fittings	All RAM models with quick connect flexible shaft
BRU00179	25	GTC-211Q-3/4	3/4" Blue Nylon Brush with quick connect fittings	All RAM models with quick connect flexible shaft
BRU00177	25	GTC-211Q-5/8	5/8" Blue Nylon Brush with quick connect fittings	All RAM models with quick connect flexible shaft
BRU00263	15	GTC-211Q-7/16	7/16" Blue Nylon Brush with quick connect fittings	All RAM models with quick connect flexible shaft
BRU00264	15	GTC-211Q-7/8	7/8" Blue Nylon Brush with quick connect fittings	All RAM models with quick connect flexible shaft
BRU00176	25	GTC-211Q-9/16	9/16" Blue Nylon Brush with quick connect fittings	All RAM models with quick connect flexible shaft

Brushes



The (Spin-Grit) brushes are recommended for removing soft and light scale deposits in straight, ferrous and nonferrous tubes. The abrasive impregnated nylon bristles of the brush clean and polish tubes in one step. Unlike regular spiral brushes, Spin-Grit is designed to be oversized in the tube so that the bristles lay over, putting the abrasive in contact with the tube wall.

ESGB and SGB brushes available in quantities of 15 only.

SGB and ESGB™ Spin-grit Brushes

ServiceFirst Item Number	Min Req'd	Goodway PN	Description	Where Used
BRU00193	15	ESGB-050	Dual Diameter Spin-Grit Brush for tubes 1/2" (12.7mm) I.D.	All RAM models (RAM-5 in manual mode)
BRU00184	15	ESGB062	Dual Diameter Spin-Grit Brush for tubes 5/8" I.D.	All RAM models (RAM-5 in manual mode)
BRU00194	15	ESGB-075	Dual Diameter Spin-Grit Brush for tubes 3/4" (19.1mm) I.D.	All RAM models (RAM-5 in manual mode)
BRU00190	15	ESGB-100	Dual Diameter Spin-Grit Brush for tubes 1" (2.4mm) I.D.	All RAM models (RAM-5 in manual mode)
BRU00213	15	ESGB-125	Spin-Grit Brush enhanced for 1 1/4" I.D. tubes	All RAM models (RAM-5 in manual mode)
BRU00214	15	ESGB-Q-050	Spin-Grit Brush enhanced for 1/2" I.D. tubes w/quick connect fittings	All RAM models (RAM-5 in manual mode) and quick connect brushes
BRU00215	15	ESGB-Q-062	Spin-Grit Brush enhanced for 5/8" I.D. tubes w/quick connect fittings	All RAM models (RAM-5 in manual mode) and quick connect brushes
BRU00216	15	ESGB-Q-075	Spin-Grit Brush enhanced for 3/4" I.D. tubes w/quick connect fittings	All RAM models (RAM-5 in manual mode) and quick connect brushes
BRU00217	15	ESGB-Q-100	Spin-Grit Brush enhanced for 1" I.D. tubes w/quick connect fittings	All RAM models (RAM-5 in manual mode) and quick connect brushes
BRU00218	15	ESGB-Q-125	Spin-Grit Brush enhanced for 1 1/4" I.D. tubes w/quick connect fittings	All RAM models (RAM-5 in manual mode) and quick connect brushes
BRU00207	15	SGB-050	Spin-Grit Brush for tubes 1/4" - 3/8" (6.4-9.5mm) I. D.	All RAM models (RAM-5 in manual mode)
BRU00172	15	SGB-075	Spin-Grit Brush for tubes 7/16" - 5/8" I.D.	All RAM models (RAM-5 in manual mode)
BRU00173	15	SGB-100	Spin-Grit Brush for tubes 11/16" - 3/4" I.D.	All RAM models (RAM-5 in manual mode)
BRU00191	15	SGB-125	Spin-Grit Brush for tubes 13/16"-1"(20.6-25.4MM) I.D.	All RAM models (RAM-5 in manual mode)
BRU00265	15	SGB-Q-050	Spin-Grit Brush for 1/4"-3/8"tubes w/quick connect fittings	All RAM models (RAM-5 in manual mode) and quick connect brushes
BRU00180	15	SGB-Q-075	Spin-Grit Brush for tubes 7/16" - 5/8" I.D. with quick connect fittings	All RAM models (RAM-5 in manual mode) and quick connect brushes
BRU00181	15	SGB-Q-100	Spin-Grit Brush for tubes 11/16"-3/4" I.D. with quick connect fittings	All RAM models (RAM-5 in manual mode) and quick connect brushes
BRU00266	15	SGB-Q-125	Spin-Grit Brush for 13/16" tubes w/quick connect fittings	All RAM models (RAM-5 in manual mode) and quick connect brushes

See notes on page 8.

Brushes




Brass brushes are recommended for removing soft and light scale deposits in straight, ferrous and nonferrous tubes. Brush should be equal to or 1/16" smaller than tube I.D.

GTC brushes available in quantities of 15 only.

Brushes - Brass

ServiceFirst Item Number	Min Req'd	Goodway PN	Description	Where Used
BRU00219	15	GTC-200B-1	Brass brush for 1" tubes	All RAM models (RAM-5 in manual mode)
BRU00220	15	GTC-200B-1/2	Brass brush for 1/2" tubes	All RAM models (RAM-5 in manual mode)
BRU00221	15	GTC-200B-1/4	Brass brush for 1/4" tubes	All RAM models (RAM-5 in manual mode)
BRU00197	15	GTC-200B-11/16	Brass brush for 11/16" tubes	All RAM models (RAM-5 in manual mode)
BRU00198	15	GTC-200B-13/16	Brass brush for 13/16" tubes	All RAM models (RAM-5 in manual mode)
BRU00199	15	GTC-200B-15/16	Brass brush for 15/16" tubes	All RAM models (RAM-5 in manual mode)
BRU00222	15	GTC-200B-3/4	Brass brush for 3/4" tubes	All RAM models (RAM-5 in manual mode)
BRU00223	15	GTC-200B-3/8	Brass brush for 3/8" tubes	All RAM models (RAM-5 in manual mode)
BRU00224	15	GTC-200B-5/16	Brass brush for 5/16" tubes	All RAM models (RAM-5 in manual mode)
BRU00192	15	GTC-200B-5/8"	Brass brush for 5/8" tubes	All RAM models (RAM-5 in manual mode)
BRU00225	15	GTC-200B-7/16	Brass brush for 7/16" tubes	All RAM models (RAM-5 in manual mode)
BRU00200	15	GTC-200B-7/8	Brass brush for 7/8" tubes	All RAM models (RAM-5 in manual mode)
BRU00201	15	GTC-200B-9/16	Brass brush for 9/16" tubes	All RAM models (RAM-5 in manual mode)
BRU00226	15	GTC-200BQ-1	Brass brush for 1" tubes w/quick connect fittings	All RAM models (RAM-5 in manual mode) with quick connect flexible shaft
BRU00227	15	GTC-200BQ-1/2	Brass brush for 1/2" tubes w/ quick connect fittings	All RAM models (RAM-5 in manual mode) with quick connect flexible shaft
BRU00228	15	GTC-200BQ-11/16	Brass brush for 11/16" tubes w/quick connect fittings	All RAM models (RAM-5 in manual mode) with quick connect flexible shaft
BRU00229	15	GTC-200BQ-13/16	Brass brush for 13/16" tubes w/ quick connect fittings	All RAM models (RAM-5 in manual mode) with quick connect flexible shaft
BRU00230	15	GTC-200BQ-15/16	Brass brush for 15/16" tubes w/ quick connect fittings	All RAM models (RAM-5 in manual mode) with quick connect flexible shaft
BRU00231	15	GTC-200BQ-3/4	Brass brush for 3/4" tubes w/quick connect fittings	All RAM models (RAM-5 in manual mode) with quick connect flexible shaft
BRU00232	15	GTC-200BQ-5/8	Brass brush for 5/8" tubes w/quick connect fittings	All RAM models (RAM-5 in manual mode) with quick connect flexible shaft
BRU00233	15	GTC-200BQ-7/16	Brass brush for 7/16" tubes w/quick connect fittings	All RAM models (RAM-5 in manual mode) with quick connect flexible shaft
BRU00234	15	GTC-200BQ-7/8	Brass brush for 7/8" tubes w/ quick connect fittings	All RAM models (RAM-5 in manual mode) with quick connect flexible shaft
BRU00235	15	GTC-200BQ-9/16	Brass brush for 9/16" tube w/quick connect fittings	All RAM models (RAM-5 in manual mode) with quick connect flexible shaft

Brushes



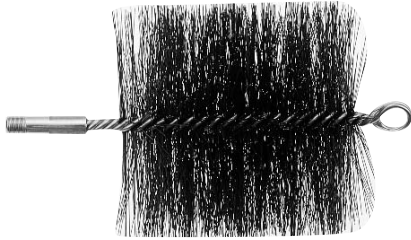
Stainless Steel Brushes are recommended for removing soft and light scale deposits in straight ferrous tubes. Brush should be equal to or 1/16" smaller than the tube I.D.

GTC brushes available in quantities of 15 only.

Stainless Steel Brushes


ServiceFirst Item Number	Min Req'd	Goodway PN	Description
BRU00236	15	GTC-210-1	Stainless steel brush for 1" tubes
BRU00237	15	GTC-210-1/2	Stainless steel brush for 1/2" tubes
BRU00238	15	GTC-210-1/4	Stainless steel brush for 1/4" tubes
BRU00239	15	GTC-210-11/16	Stainless steel brush for 11/16" tubes
BRU00240	15	GTC-210-13/16	Stainless steel brush for 13/16" tubes
BRU00241	15	GTC-210-15/16	Stainless steel brush for 15/16" tubes
BRU00242	15	GTC-210-3/4	Stainless steel brush for 3/4" tubes
BRU00243	15	GTC-210-3/8	Stainless steel brush for 3/8" tubes
BRU00244	15	GTC-210-5/16	Stainless steel brush for 5/16" tubes
BRU00245	15	GTC-210-5/8	Stainless steel brush for 5/8" tubes
BRU00246	15	GTC-210-7/16	Stainless steel brush for 7/16" tubes
BRU00247	15	GTC-210-7/8	Stainless steel brush for 7/8" tubes
BRU00248	15	GTC-210-9/16	Stainless steel brush for 9/16" tubes
BRU00249	15	GTC-210Q-1	Stainless steel brush for 1" tubes w/quick connect fittings
BRU00250	15	GTC-210Q-1/2	Stainless steel brush for 1/2" tubes w/quick connect fittings
BRU00251	15	GTC-210Q-11/16	Stainless steel brush for 11/16" tubes w/quick connect fittings
BRU00252	15	GTC-210Q-13/16	Stainless steel brush for 13/16" tubes w/quick connect fittings
BRU00253	15	GTC-210Q-15/16	Stainless steel brush for 15/16" tubes w/quick connect fittings
BRU00254	15	GTC-210Q-3/4	Stainless steel brush for 3/4" tubes w/quick connect fittings
BRU00255	15	GTC-210Q-5/8	Stainless steel brush for 5/8" tubes w/quick connect fittings
BRU00256	15	GTC-210Q-7/16	Stainless steel brush for 7/16" tubes w/quick connect fittings
BRU00257	15	GTC-210Q-7/8	Stainless steel brush for 7/8" tubes w/quick connect fittings
BRU00258	15	GTC-210Q-9/16	Stainless steel brush for 9/16" tubes w/quick connect fittings

Brushes



Carbon Steel Brushes are recommended for removing soft and light scale deposits in straight, ferrous tubes. Brush should be equal to the tube. I.D. (not recommended for stainless steel tubes).

ServiceFirst Item Number	Min Req'd	Goodway PN	Description
Brush - Stainless Steel			
BRU00322	1	TCB-017S	1 3/4" Stainless steel
BRU00330	1	TCB-022S	2 1/4" Stainless steel
BRU00331	1	TCB-027S	2 3/4" Stainless steel
BRU00354	1	TCB-030S	3" O.D. Stainless steel
BRU00355	1	TCB-040S	4" O.D. Stainless steel
BRU00356	1	TCB-050S	5" O.D. Stainless steel
BRU00363	1	TCB-020S	2" O.D. Stainless steel
BRU00364	1	TCB-025S	2 1/2" O.D. Stainless steel
BRU00423	1	TCB-035S	3 1/2" O.D. Stainless steel
BRU00424	1	TCB-037S	3 3/4" O.D. Stainless steel
BRU00425	1	TCB-045S	4 1/2" O.D. Stainless steel
BRU00426	1	TCB-042S	4 1/4" O.D. Stainless steel
BRU00427	1	TCB-047S	4 3/4" O.D. Stainless steel
Brush - Carbon Steel			
BRU00400	1	TCB-050C	5" O.D. Carbon steel
BRU00401	1	TCB-060C	6" O.D. Carbon steel
BRU00402	1	TCB-070C	7" O.D. Carbon steel
BRU00403	1	TCB-080C	8" O.D. Carbon steel
BRU00404	1	TCB-090C	9" O.D. Carbon steel
BRU00405	1	TCB-100C	10" O.D. Carbon steel
BRU00406	1	TCB-110C	11" O.D. Carbon steel
BRU00407	1	TCB-120C	12" O.D. Carbon steel
BRU00408	1	TCB-130C	13" O.D. Carbon steel
BRU00409	1	TCB-140C	14" O.D. Carbon steel
Brush - Plastic			
BRU00359	1	TCB-050P	5" O.D. Plastic tube brush
BRU00413	1	TCB-040P	4" O.D. Plastic tube brush
BRU00414	1	TCB-060P	6" O.D. Plastic tube brush
BRU00415	1	TCB-070P	7" O.D. Plastic tube brush
BRU00416	1	TCB-080P	8" O.D. Plastic tube brush
BRU00417	1	TCB-090P	9" O.D. Plastic tube brush
BRU00418	1	TCB-100P	10" O.D. Plastic tube brush
BRU00419	1	TCB-110P	11" O.D. Plastic tube brush
BRU00420	1	TCB-120P	12" O.D. Plastic tube brush
BRU00421	1	TCB-130P	13" O.D. Plastic tube brush
BRU00422	1	TCB-140P	14" O.D. Plastic tube brush



Plastic Brushes are recommended for removing soft deposits in straight ferrous and non ferrous tubes. Brush should be equal to the tube I.D.

Miscellaneous



Stainless steel wire buffing tools are used for removing light to medium scale deposits or for finishing tubes previously “roughed out” with other cleaning tools. They can be used in straight, ferrous and nonferrous tubes. Buffing tools can only be used in a clockwise direction and cannot be used in internally enhanced tubes.

Triangular scraper tools are used for removing heavy scale deposits in straight, ferrous tubes. They can only be used in a clockwise direction and cannot be used in internally enhanced tubes.

Adjustable Buffing Tool and Scraper Tool

ServiceFirst Item Number	Goodway PN	Description	Where Used
TOL01710	GTC-203	Cutting/Buffing Tool for 5/16" - 3/8" I.D. tubes	All RAM models (RAM-5 in manual mode)
TOL01711	GTC-203DT	Cutting/Buffing tool for 5/16" - 3/8" I.D. tubes	All RAM models (RAM-5 in manual mode)
TOL01680	GTC-204	Stainless Steel Wire buffing tool for tubes - 3/8" - 1/2" (9.5-12.7mm) I. D.	All RAM models (RAM-5 in manual mode)
TOL01664	GTC-204-DT	Buffing Tool for tubes 3/8"-1/2" (I.D.) with drill tip	All RAM models (RAM-5 in manual mode)
TOL01712	GTC-204Q	Cutting/Buffing tool for 3/8" - 1/2" I.D. tubes w/quick connect fittings	All RAM models (RAM-5 in manual mode)
TOL01681	GTC-205	Stainless Steel Wire buffing tool for tubes - 1/2" - 9/16" (12.7-14.3) I.D.	All RAM models (RAM-5 in manual mode)
TOL01665	GTC-205-DT	Buffing Tool for tubes 1/2"-9/16" (I.D.) with drill tip	All RAM models (RAM-5 in manual mode)
TOL01713	GTC-205Q	Cutting/Buffing tool for 1/2" - 9/16" I.D. tubes w/quick connect fittings	All RAM models (RAM-5 in manual mode)
TOL01714	GTC-205Q-DT	Cutting/Buffing tool for 1/2" - 9/16" I.D. tubes w/quick connect fittings and drill tip	All RAM models (RAM-5 in manual mode)
TOL01682	GTC-206	Stainless Steel Wire buffing tool for tubes - 5/8" - 1" (15.9-25.4mm) I.D.	All RAM models (RAM-5 in manual mode)
TOL01667	GTC-206-DT	Buffing Tool for tubes 5/8"-1"(I.D.) with drill tip	All RAM models (RAM-5 in manual mode)
TOL01715	GTC-206Q	Cutting/Buffing tool for 5/8" - 1" I.D. tubes w/quick connect fittings	All RAM models (RAM-5 in manual mode)
TOL01716	GTC-206Q-DT	Cutting/Buffing tools for 5/8" - 1" I.D. tubes w/quick connect fittings and drill tip	All RAM models (RAM-5 in manual mode)
BLD01014	GTC-207	Replacement blades for GTC-203 and GTC-204	All GTC-203 and GTC-204 Buffing tools
BLD01015	GTC-208A	Replacement blades for GTC-205	All GTC-205 Buffing Tools
BLD01016	GTC-208B	Replacement blades for GTC-206	All GTC-206 Buffing Tools
TOL01717	GTC-209	Adjusting jig for GTC-203(DT) and GTC-204(DT)	All GTC-203 and GTC-204 Buffing tools
TOL01666	TST-500	Triangular Scraper Tool 5/8-1" I.D.	All RAM models (RAM-5 in manual mode)



Flex-hone abrasive tools are light pressure, soft application honing devices for cleaning straight, ferrous tubes. They consist of 180 grit silicon carbide abrasive globules (stones) bonded to

high density nylon filaments. Order tool to correspond to tube I.D. Note: Flex-Hone abrasive tools are normally used with a water flush for maximum life.

Flex Hone Abrasive Tools

ServiceFirst Item Number	Goodway PN	Description	Where Used
TOL01700	FHT-025	1/4" flex hone	All RAM models (RAM-5 in manual mode)
TOL01701	FHT-031	5/16" flex hone	All RAM models (RAM-5 in manual mode)
TOL01702	FHT-037	3/8" flex hone	All RAM models (RAM-5 in manual mode)
TOL01703	FHT-043	7/16" flex hone	All RAM models (RAM-5 in manual mode)
TOL01704	FHT-050	1/2" flex hone	All RAM models (RAM-5 in manual mode)
TOL01705	FHT-056	9/16" flex hone	All RAM models (RAM-5 in manual mode)
TOL01698	FHT-062	5/8" flex hone	All RAM models (RAM-5 in manual mode)
TOL01706	FHT-068	11/16" flex hone	All RAM models (RAM-5 in manual mode)
TOL01707	FHT-075	3/4" flex hone	All RAM models (RAM-5 in manual mode)
TOL01708	FHT-087	7/8" flex hone	All RAM models (RAM-5 in manual mode)
TOL01709	FHT-100	1" flex hone	All RAM models (RAM-5 in manual mode)
TOL01924	FHT-043-Q	7/16" flex hone with quick connect	All RAM models (RAM-5 in manual mode)
TOL01925	FHT-050-Q	1/2" flex hone with quick connect	All RAM models (RAM-5 in manual mode)
TOL01926	FHT-056-Q	9/16" flex hone with quick connect	All RAM models (RAM-5 in manual mode)
TOL01927	FHT-062-Q	5/8" flex hone with quick connect	All RAM models (RAM-5 in manual mode)
TOL01928	FHT-068-Q	11/16" flex hone with quick connect	All RAM models (RAM-5 in manual mode)
TOL01929	FHT-075-Q	3/4" flex hone with quick connect	All RAM models (RAM-5 in manual mode)
TOL01930	FHT-087-Q	7/8" flex hone with quick connect	All RAM models (RAM-5 in manual mode)
TOL01931	FHT-100-Q	1" flex hone with quick connect	All RAM models (RAM-5 in manual mode)

Miscellaneous



U-Tube Tools consist of brushes or grinding tip permanently mounted on 18" sections of flexible shafts. They are designed to snake partially through each side of a u-bend, to thoroughly clean from both sides.

Cup Brush Tools - Brass or Stainless Steel

ServiceFirst Item Number	Goodway PN	Description	Where Used
BRU00208	CBT-075B	Brass Cup Brush for tubes 1/2" - 3/4" I.D.	All RAM models (RAM-5 in manual mode)
BRU00209	CBT-075B-Q	Brass Cup Brush for tubes 1/2" - 3/4" I.D. w/quick connect fittings	All RAM models (RAM-5 in manual mode) with quick connect flexible shaft
BRU00210	CBT-075S	Stainless Steel Cup Brush for tubes 1/2" - 3/4" I.D.	All RAM models (RAM-5 in manual mode)
BRU00211	CBT-075S-Q	Stainless Steel Cup Brush for tubes 1/2" - 3/4" I.D. w/quick connect fittings	All RAM models (RAM-5 in manual mode) with quick connect flexible shaft



Carbide drills are recommended for cleaning straight, ferrous tubes plugged solidly with deposit.

Carbide Drills

ServiceFirst Item Number	Goodway PN	Description	Where Used
TOL01718	PTB-025	1/4" Carbide Drill	All RAM models (RAM-5 in manual mode)
TOL01719	PTB-037	3/8" Carbide Drill	All RAM models (RAM-5 in manual mode)
TOL01720	PTB-043	7/16" Carbide Drill	All RAM models (RAM-5 in manual mode)
TOL01721	PTB-050	1/2" Carbide Drill	All RAM models (RAM-5 in manual mode)
TOL01722	PTB-050-Q	1/2" Carbide Drill w/quick connect fitting	All RAM models (RAM-5 in manual mode) with quick connect flexible shaft
TOL01697	PTB-056	9/16" Carbide Drill	All RAM models (RAM-5 in manual mode)
TOL01723	PTB-062	5/8" Carbide Drill	All RAM models (RAM-5 in manual mode)
TOL01724	PTB-062-Q	5/8" Carbide Drill w/quick connect fitting	All RAM models (RAM-5 in manual mode) with quick connect flexible shaft
TOL01725	PTB-068	11/16 Carbide Drill	All RAM models (RAM-5 in manual mode)

Miscellaneous



Two-direction foot switch

ServiceFirst Item Number	Goodway PN	DESCRIPTION	Where Used
SWT02435	834R	Two-direction foot switch for RAM-4-60	RAM-4-60
SWT02455	834R-SF	Two-directional foot switch for use with RAM-5	

Note: Foot switch allows user to clean internally enhanced tubes



Flexible shaft repair kits include 4 drive end repair couplings, 4 thrust washers, 4 tool end repair couplings, 1 crimping tool with punch, 1 flexible shaft lubricator with quick disconnect, and 2 bottles (16 ounces) [0.5 liter] each of lubricant for flexible shaft lubricator.

Flexible Shaft Maintenance and Repair

ServiceFirst Item Number	Goodway PN	Description	Where Used
Repair Kits			
KIT07643	REP-701-KIT	Repair Kit for GTC701 Shafts	GTC-701 series flexible shafts
KIT07644	REP-702-KIT	Repair Kit for GTC702 Shafts	GTC-702 series flexible shafts
KIT07646	REP-702Q-KIT	Repair Kit for GTC702 Shafts w/quick connect fittings	GTC-702Q series flexible shafts
SHF02740	REP-703-KIT	Repair Kit for GTC-703 shafts	GTC-703 series flexible shafts
SHF02750	REP-703Q-KIT	Repair Kit for GTC703 Shafts w/quick connect fittings	GTC-703Q series flexible shafts
SHF02744	REP-704-KIT	Repair Kit for GTC-704 shafts	GTC-704 series flexible shafts
SHF02754	REP-704Q-KIT	Repair Kit for GTC704 Shafts w/quick connect fittings	GTC-704Q series flexible shafts
Repair Couplings & Tools			
CPL00982	713-1	Drive End Repair Crimp Coupling for GTC-701 shafts	GTC-701 series flexible shafts
CPL00983	713-2	Drive End Repair Crimp Coupling for GTC-702 shafts	GTC-702 series flexible shafts
CPL00975	713-3	Crimp Coupling, drive-end for GTC-703 Shafts	GTC-703 series flexible shafts
CPL00984	713-4	Drive End Repair Clamp Coupling for GTC-720, GTC-721, GTC-721G and GTC-821 Shafts	GTC-720 and 820 series flexible shafts
CPL00976	713-5	Crimp Coupling, drive-end for GTC-704 Shafts	GTC-704 series flexible shafts
WAS01026	715-1	Thrust washer for GTC-701, 702 & 703 Shafts	GTC-701, 702 and 703 series flexible shafts
WAS01027	715-6	Thrust washer for GTC-704 shafts	GTC-704 series flexible shafts
CPL00985	717-1	Tool End Repair Crimp Coupling for GTC-701 shafts	GTC-701 series flexible shafts
CPL00986	717-2	Tool End Repair Crimp Coupling for GTC-702 shafts	GTC-702 series flexible shafts
CPL00990	717-2Q	Crimp Coupling for GTC-702 quick connect shafts	GTC-702Q series flexible shafts
CPL00977	717-3	Crimp Coupling, tool-end for GTC-703 Shafts	GTC-703 series flexible shafts
CPL00978	717-3Q	Crimp Coupling for GTC-703 quick connect shafts	GTC-703Q series flexible shafts
CPL00987	717-4	Tool End Repair Crimp Coupling for GTC-720, GTC-721, GTC-721G and GTC-821 Shafts	GTC-720 and 820 series flexible shafts
CPL00979	717-6	Crimp Coupling, tool-end for GTC-704 Shafts	GTC-704 series flexible shafts
CPL00980	717-6Q	Crimp Coupling for GTC-704 quick connect shafts	GTC-704Q series flexible shafts
TOL01684	GTC-CT5	Crimping Tool with punch for flexible shaft repair	Fits all flexible shafts
TOL01696	GTC-CTP	Replacement punch for GTC-CT5	For use with GTC-CT5
Shaft Maintenance			
TOL01699	GSL-705	Flexible Shaft Lubricator	GTC-701, 702, 703 and 704 series flexible shafts
LUB00039	GSL-LU1	16 oz. bottle of Flexible Shaft lubricator fluid	For use with GSL-705
PLU00923	GTC-705-8	Sight glass plug for GSL-705 lubricator	For use with GSL-705

Miscellaneous



Carrying strap is nylon and is 18" long. Ideal for carrying coiled flexible shafts and hoses.

Heavy duty 26" diameter carrying bag will fit all size flexible shafts as well as some basic accessories.

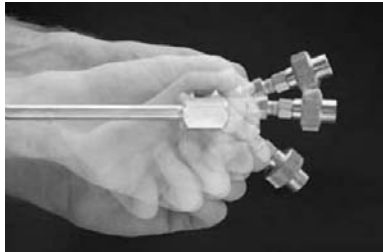
Carrying Strap and Bag

ServiceFirst Item Number	Goodway PN	Description	Where Used
SRP00880	CS-18	Carry Strap for flexible shafts	All flexible shafts
CAS01275	SB-26	Carrying bag for flexible shafts	All flexible shafts
CAS01310	SC-2824	Carrying case	



All Purpose cleaner is for all pressure washer models. An excellent biodegradable grease emulsifier. Specially designed to be used with pressure washers.

Multi-Jet Nozzle has four spray patterns: 0 degree solid jet for concentrated cleaning, 15 degree flat spray for general cleaning, 40 degree flat spray for large area cleaning and 15 degree low pressure for soap application. Delivers 800 PSI maximum pressure.



Universal Swivel Fittings attaches to the end of wand to adapt nozzles for spraying at angles.

Water supply hose is 50' and is made of top grade abrasion resistant rubber and heavy-duty machined brass fittings. Provides higher waterflow than conventional 1/2" I.D. hoses.

Pressure Washer Accessories

ServiceFirst Item Number	Goodway PN	Description	Where Used
SOV00029	APC100-1	One-Gallon Bottle of cleaner/degreaser for pressure washers	
NOZ00821	PWN-002	Multi-jet Nozzle	GPW-1000 or GPW-1200
FTG00952	USF-001	Universal swivel fitting	GPW-1000 or GPW-1200
HSE01366	WSH-R50	Red Rubber water supply hose 5/8" I.D. x 50' for -25 Degree F to 180 Degree F Water	

Vacuum Accessories

ServiceFirst Item Number	Goodway PN	Description	Where Used
FLR04835	8050	HEPA Filter for model EV-30H	EV-30H
FLR04836	8051-12	Paper filter collection bag with plastic tank liner (12 pack)	EV-30H
FLR04837	8052	Filter Protector	EV-30H
FLR04838	EV-30-FILTER	Replacement Polyester Filter for EV-30	EV-30

Miscellaneous



Cooling Tower Vacuum Accessories

ServiceFirst Item Number	Goodway PN	Description	Where Used
KIT09423	CTV-KIT	Cooling Tower Vacuum accessory kit includes a 25' extension hose, 36" extension tube, 20" floor brush, 12" paddle tool, 18" bulk pick-up tool and 6" utility brush.	CTV-1500-60 AND CTV-1500A-60
HSE01451	CTV-EH-25	1 1/2" x 25' crush proof extension hose with quick connect fittings	CTV-1500-60 AND CTV-1500A-60
HSE01452	CTV-EH	1 1/2" x 50' crush proof extension hose with quick connect fittings	CTV-1500-60 AND CTV-1500A-60
HSE01453	6220	1 1/2" x 15' crush proof intake hose with 6220-3 single bend wand and quick connect fittings	CTV-1500-60 AND CTV-1500A-60
HSE01454	6221	1 1/2" x 25' crush proof discharge hose with quick connect fittings	CTV-1500-60 AND CTV-1500A-60
HED00763	6220-3	24" single bend wand	CTV-1500-60 AND CTV-1500A-60
TUB11136	6225	36" extension tube	CTV-1500-60 AND CTV-1500A-60
TOL02135	6225-3	12" paddle tool	CTV-1500-60 AND CTV-1500A-60
TOL02136	6225-4	6" gulper tool	CTV-1500-60 AND CTV-1500A-60
TOL02137	6228	18" bulk pick-up tool	CTV-1500-60 AND CTV-1500A-60
BRU00212	6229	20" floor brush	CTV-1500-60 AND CTV-1500A-60
BRU00353	6230	6" utility brush	CTV-1500-60 AND CTV-1500A-60
BAT00051	9638	Battery Assembly	CC-120



Chiller Bib

ServiceFirst Item Number	Goodway PN	Description	Where Used
KIT09420	9401	Chiller Bib Bag	
FRM01483	9402	Chiller Bib Frame	
KIT09421	BIB-KIT-3	Chiller Bib Frame with Three Chiller Bib Bags	
KIT09422	BAG-KIT-10	10 Chiller Bib Bags	

Cleaner/Degreaser

ServiceFirst Item Number	Goodway PN	Description	Where Used
CHM00286	GVC-500-1	Gallon bottle of special formulated high temperature cleaner/degreaser	GVC-1500
CHM00631	COILSHINE	Non-Acidic, odorless, biodegradable expanding foam Case of 4-1 gallon bottles	



Miscellaneous

Miscellaneous

ServiceFirst Item Number	Goodway PN	Description	Where Used
Cleaning Tools for tubes over 1" I.D.			
TOL01900	GTC-223	Buffing tool for tubes - 1" to 3" I.D.	GTC-720 and 820 series flexible shafts
BLD01020	GTC-224	Replacement Blades for GTC-223 buffing tools	GTC-223 Buffing Tool
BRU00311	TCB-012S	1 1/4" O.D. Stainless Steel Brush	GTC-720 and 820 series flexible shafts
BRU00312	TCB-015S	1 1/2" O.D. Stainless Steel Brush	GTC-720 and 820 series flexible shafts
BRU00305	TCB-020B	2" O.D.Brass Brush	GTC-720 and 820 series flexible shafts
BRU00304	TCB-020N	2"O.D. Nylon Brush	GTC-720 and 820 series flexible shafts
BRU00322	TCB-017S	1 3/4" Stainless Steel	
BRU00330	TCB-022S	2 1/4" Stainless Steel	
BRU00331	TCB-027S	2 3/4" Stainless Steel	
BRU00354	TCB-030S	3" O.D. Stainless Steel	
BRU00355	TCB-040S	4" O.D. Stainless Steel	
BRU00356	TCB-050S	5" O.D. Stainless Steel	
BRU00363	TCB-020S	2" O.D. Stainless Brush	
BRU00364	TCB-025S	2 1/2" O.D. Stainless Steel	
BRU00423	TCB-035S	3 1/2" O.D. Stainless Steel	
BRU00424	TCB-037S	3 3/4" O.D. Stainless Steel	
BRU00425	TCB-045S	4 1/2" O.D. Stainless Steel	
BRU00426	TCB-042S	4 1/4" O.D. Stainless sSteel	
BRU00427	TCB-047S	4 3/4" O.D. Stainless Steel	
Brush - Carbon Steel			
BRU00400	TCB-050C	5" O.D. Carbon Steel	
BRU00401	TCB-060C	6" O.D. Carbon Steel	
BRU00402	TCB-070C	7" O.D. Carbon Steel	
BRU00403	TCB-080C	8" O.D. Carbon Steel	
BRU00404	TCB-090C	9" O.D. Carbon Steel	
BRU00405	TCB-100C	10" O.D. Carbon Steel	
BRU00406	TCB-110C	11" O.D. Carbon Steel	
BRU00407	TCB-120C	12" O.D. Carbon Steel	
BRU00408	TCB-130C	13" O.D. Carbon Steel	
BRU00409	TCB-140C	14" O.D. Carbon Steel	
Brush - Plastic			
BRU00359	TCB-050P	5" O.D. Plastic tube brush	
BRU00413	TCB-040P	4" O.D. Plastic tube brush	
BRU00414	TCB-060P	6" O.D.Plastic tube brush	
BRU00415	TCB-070P	7" O.D. Plastic tube brush	
BRU00416	TCB-080P	8" O.D. Plastic tube brush	
BRU00417	TCB-090P	9" O.D. Plastic tube brush	
BRU00418	TCB-100P	10" O.D. Plastic tube brush	
BRU00419	TCB-110P	11" O.D. Plastic tube brush	
BRU00420	TCB-120P	12" O.D. Plastic tube brush	
BRU00421	TCB-130P	13" O.D. Plastic tube brush	
BRU00422	TCB-140P	14" O.D. Plastic tube brush	
Misc			
BRU00341	FDB-212	Fan duct brush for 8" - 18" square and round ducts	
BRU00353	6230	6" Utility brush	
BRU00358	TCB-040N	4" O.D. NYLON tube brush	
Boiler Tube Brushes			
BRU00195	GTC-151-1 3/8	1 3/8" steel brush for a boiler tube	For use with Soot-A-Matic boiler cleaner
BRU00306	GTC-151-1 5/8	Steel brush for a 1 5/8" O.D. boiler tube	For use with Soot-A-Matic boiler cleaner
BRU00303	GTC-151-2	2" steel brush for a 2" O.D. boiler tube	For use with Soot-A-Matic boiler cleaner
BRU00196	GTC-151-2 1/2	2 1/2" steel brush for a boiler tube	For use with Soot-A-Matic boiler cleaner
BRU00316	GTC-151-3	3" steel brush for a boiler tube	
BRU00317	GTC-151-3 1/2	3 1/2" steel brush for a boiler tube	
BRU00318	GTC-151-4	4" steel brush for a boiler tube	
Triangular scraper Tool			
TOL01908	TST-1000	Triangular Scraper Tool for tubes 1" - 1 3/8" I.D.	GTC-720 and 820 series flexible shafts
TOL01909	TST-1400	Triangular Scraper Tool for tubes 1 3/8" - 1 3/4" I.D.	GTC-720 and 820 series flexible shafts
Reversing Foot Switch			
SWT02435	834R	Two-directional foot switch for RAM-4-60. Foot switch allows user to clean internally enhanced tubes	
SWT02455	834R-SF	Two-directional foot switch for use with RAM-5 when cleaning internally enhanced tubes	
Dolly			
TOL01733	RAM-4-DOL	Ream-A-Matic Dolly Assembly	
TOL01749	RAM-DOLLY-C	Heavy duty contractor dolly for RAM-4, RAM-5SF and RAM-6	

Miscellaneous

Boiler Tube Brushes



Cleaning Tools for Tubes over 1" I.D.



Fan Duct Brushes



Brass Brushes



ServiceFirst Item Number	Goodway PN	Description
Cleaning Tools for tubes over 1" I.D.		
BRU00325	TCB-012N	1 1/4"O.D. nylon tube brush
BRU00326	TCB-015N	1 1/2"O.D. nylon tube brush
BRU00327	TCB-017N	1 3/4"O.D. nylon tube brush
BRU00357	TCB-030N	3" O.D. nylon tube brush
BRU00358	TCB-040N	4" O.D. nylon tube brush
BRU00387	TCB-022N	2 1/4" O.D. nylon tube brush
BRU00388	TCB-035N	3 1/2" O.D. Nylon brush
BRU00410	TCB-025N	2 1/2" O.D. Nylon brush
BRU00411	TCB-027N	2 3/4" O.D. nylon brush
BRU00412	TCB-037N	3 3/4" O.D. nylon brush
BRU00389	TCB-025B	2 1/2" O.D. brass brush
BRU00390	TCB-017B	1 3/4" OD brass brush
BRU00391	TCB-022B	2 1/4" O.D. brass brush
BRU00392	TCB-012B	1 1/4" O.D. brass brush
BRU00393	TCB-015B	1 1/2" O.D. brass brush
BRU00394	TCB-027B	2 3/4" O.D. brass brush
BRU00395	TCB-030B	3" O.D. brass brush
BRU00396	TCB-032B	3 1/4" O.D. brass brush
BRU00397	TCB-035B	3 1/2" O.D. brass brush
BRU00398	TCB-037B	3 3/4" O.D. brass brush
BRU00399	TCB-040B	4" O.D. brass brush
Fan Duct Brushes		
BRU00341	FDB-212	Fan duct brush for 8" - 18" square and round ducts



Literature Order Number	RSP-PRC014-EN
Filing Hierarchy	Service Products/Tool and Test Equipment
Date	July 2005
Supersedes	RSP-PRC014-EN 0204
Stocking Location	Inland

Trane has a policy of continuous product and product data improvement and reserves the right to change design and specifications without notice.