

DEPARTMENT OF THE ARMY TECHNICAL MANUAL

---

ORGANIZATIONAL, DIRECT SUPPORT AND  
GENERAL SUPPORT MAINTENANCE

REPAIR PARTS AND SPECIAL TOOLS LIST  
(INCLUDING DEPOT MAINTENANCE REPAIR PARTS AND SPECIAL TOOLS)

SHELTER, EXPANDABLE, SHOP, PORTABLE,  
AIRCRAFT MAINTENANCE

(SPAM)

NSN 5410-01-003-2933

This copy is a reprint which includes current  
pages from Changes 1 through 4.

---

HEADQUARTERS, DEPARTMENT OF THE ARMY

FEBRUARY 1977



CHANGE  
NO. 4

HEADQUARTERS  
DEPARTMENT OF THE ARMY  
WASHINGTON, D. C., 30 SEPTEMBER 1992

Organizational, Direct Support and General Support Maintenance  
Repair Parts and Special Tools List  
(Including Depot Maintenance Repair Parts and Special Tools)

**SHELTER, EXPANDABLE, SHOP, PORTABLE  
AIRCRAFT MAINTENANCE  
(SPAM)  
NSN 5410-01-003-2933**

Approved for public release; distribution is unlimited

TM 10-5410-224-24P, dated 15 February 1977, is changed as follows:

1. Remove and insert pages as indicated below. New or changed text material is indicated by a vertical bar in the margin. An illustration change is indicated by a miniature pointing hand.

Remove pages

Insert pages


39 and 40

39 and 40

2. Retain this sheet in front of manual for reference purposes.

**By Order of the Secretary of the Army:**

Official:



MILTON H. HAMILTON  
Administrative Assistant to the  
Secretary of the Army

02596

GORDON R. SULLIVAN  
General, United States Army  
Chief of Staff

**DISTRIBUTION:**

To be distributed in accordance with DA Form 12-25-E, block 1619, Unit, Direct and General Support Maintenance requirements for TM 10-5410-224-24P.



CHANGE

HEADQUARTERS, DEPARTMENT OF THE ARMY

NO. 3

WASHINGTON, D.C., 11 August 1990

**Organizational, Direct Support and General Support Maintenance  
Repair Parts and Special Tools List  
(Including Depot Maintenance Repair Parts and Special Tools)**

**Shelter, Expandable, Shop, Portable  
Aircraft Maintenance  
(SPAM)  
NSN 5410-01-003-2933**

**Approved for public release; distribution is unlimited.**

TM 10-5410-224-24P, dated 15 February 1977, is changed as follows:

1. Remove and insert pages as indicated below. New or changed text material is indicated by a vertical bar in the margin. An illustration change is indicated by a miniature pointing hand.

Remove pages

63 and 64  
67 and 68

Insert pages

63 and 64  
67 and 68

2. Retain this sheet in front of manual for reference purposes.

**By Order of the Secretary of the Army :**

CARL E. VUONO  
*General, United States Army  
Chief of Staff*

**Official:**

WILLIAM J. MEEHAN, II  
*Brigadier General, United States  
The Adjutant General*

**DISTRIBUTION:**

To be distributed in accordance with DA Form 12-25E, Unit, Direct Support and General Support Maintenance Requirements for Shelter, Expandable, Shop, Aircraft Maintenance, Portable.



CHANGE }  
No. 2 }HEADQUARTERS  
DEPARTMENT OF THE ARMY  
WASHINGTON, D. C., 8 April 1988Organizational, Direct Support and  
General Support Maintenance  
Repair Parts and Special Tools List  
(Including Depot Maintenance Repair Parts and Special Tools)SHELTER, EXPANDABLE, SHOP, PORTABLE  
AIRCRAFT MAINTENANCE  
(SPAM)  
NSN 5410-01-003-2933

TM 10-5410-224-24P, 15 February 1977, is changed as follows:

1. Remove and insert pages as indicated below. New or changed text material is indicated by a vertical bar in the margin. An illustration change is indicated by a miniature pointing hand.

Remove pages

45 and 46  
67 and 68

Insert pages

45 and 46  
67 and 68

2. Retain this sheet in front of manual for reference purposes.

By Order of the Secretary of the Army:

**CARL E. VUONO**  
*General, United States Army*  
*Chief of Staff*

**Official:**

**R. L. DILWORTH**  
*Brigadier General, United States Army*  
*The Adjutant General*

## DISTRIBUTION:

To be distributed in accordance with DA Form 12-25A, Unit, Direct Support and General Support Maintenance requirements for Shelter, Expandable, Shop, Aircraft Maintenance, Portable.





CHANGE }  
 No. 1 }

HEADQUARTERS  
 DEPARTMENT OF THE ARMY  
 WASHINGTON, D. C., 4 November 1986

Organizational, Direct Support and  
 General Support Maintenance  
 Repair Parts and Special Tools List  
 (Including Depot Maintenance Repair Parts and Special Tools)

SHELTER, EXPANDABLE, SHOP, PORTABLE,  
 AIRCRAFT MAINTENANCE  
 (SPAM)  
 NSN 5410-01-003-2933

**TM 10-5410-224-24P, 15 February 1977, is changed as follows:**

1. Remove and insert pages as indicated below. New or changed text material is indicated by a vertical bar in the margin. An illustration change is indicated by a miniature pointing hand.

Remove pages

i and ii  
 3 and 4  
 19 and 20  
 23 and 24  
 27 through 30  
 39 and 40  
 45 and 46  
 55 through 58  
 61 through 64

Insert pages

i and ii  
 3 and 4  
 19 and 20  
 23 and 24  
 27 through 30  
 39 and 40  
 45 and 46  
 55 through 58  
 61 through 64

2. Retain this sheet in front of manual for reference purposes.

By Order of the Secretary of the Army:

**JOHN A. WICKHAM, JR.**  
*General, United States Army*  
*Chief of Staff*

Official:

**R. L. DILWORTH**  
*Brigadier General, United States Army*  
*The Adjutant General*

DISTRIBUTION:

To be distributed in accordance with DA Form 12-25A, Organizational, Direct Support and General Support Maintenance requirements for Shelter, Expandable, Shop, Aircraft Maintenance, Portable.



TECHNICAL MANUAL

NO. 10-5410-224-24P

HEADQUARTERS  
DEPARTMENT OF THE ARMY  
WASHINGTON, D. C. **15 February 1977**

ORGANIZATIONAL, DIRECT AND GENERAL  
SUPPORT MAINTENANCE  
REPAIR PARTS AND SPECIAL TOOLS LISTS  
(INCLUDING DEPOT MAINTENANCE REPAIR PARTS AND SPECIAL TOOLS)  
FOR  
**SHELTER, EXPANDABLE, SHOP, PORTABLE,  
AIRCRAFT MAINTENANCE  
(SPAM)  
NSN 5410-01-003-2933**

REPORTING ERRORS AND RECOMMENDING IMPROVEMENTS

You can help improve this manual. If you find any mistake or if you know of a way to improve the procedures, please let us know. Mail your letter, DA Form 2028 (Recommended Changes to Publications and Blank Forms), or DA Form 2028-2 located in the back of this manual direct to: Commander, U.S. Army Troop Support Command, ATTN: AMSTR-MCTS, 4300 Goodfellow Boulevard, St. Louis, MO 63120-1798. A reply will be furnished directly to you.

TABLE OF CONTENTS

SECTION		Page	Illus Figure
	I. INTRODUCTION	iii	
	II. REPAIR PARTS LIST	1	
Group	01. Shelter body		
	Mobilizer fitting and shear plate .....	1	1
	Ring and stud assembly and lift fitting .....	2	2
	Strikes and related parts .....	3	3
	Support strut assembly and related parts .....	4	4
	Placard, marker and identification plate .....	5	5
	Personnel and cargo doors keeper .....	6	6
	Personnel and cargo doors stop .....	7	7
	Swing out panel hinge .....	8	8
	Swing out panel retainer assembly .....	9	9
	Right and left swing out panel assembly .....	10	10
	ECU panel assembly .....	12	11
	ECU seal and seal frame assembly .....	14	12
	Closeout panel assembly .....	15	13
	Hinged side assembly .....	16	14
	Hinged roof assembly .....	18	15
	Hinged floor panel assembly .....	19	16
	Personnel and right cargo doors vent installation .....	21	17
	Personnel and right cargo doors handle and lock .....	22	18
	Personnel and right cargo doors assembly .....	24	19

	Page	Illus Figure
Left cargo door assembly . . . . .	26	20
Safety cable, latch assembly and related parts . . . . .	28	21
Personnel end fixed panel assembly . . . . .	30	22
Cargo endwall assembly . . . . .	32	23
Fan stowage installation . . . . .	34	24
Fixed roof assembly . . . . .	36	25
Equipment storage chest . . . . .	38	26
Fixed floor skids and time guide assembly . . . . .	39	27
Fixed floor panel assembly . . . . .	41	28
Leveling jack assembly . . . . .	42	29
02 Electrical system		
Circuit breaker panel assembly . . . . .	44	30
ECU cable assembly . . . . .	45	31
Electrical cable assembly . . . . .	46	32
Electrical cable assembly . . . . .	48	33
Electrical conduit and junction boxes . . . . .	50	34
Grounding rod . . . . .	52	35
Power panel components . . . . .	53	36
Emergency light . . . . .	54	37
Ceiling light retainer assembly . . . . .	55	38
Ceiling light assembly . . . . .	56	39
Exterior light assembly . . . . .	58	40
Tubeaxial fan assembly . . . . .	60	41
Tubeaxial fan panel assembly . . . . .	61	42
Group 03 Bulk materials . . . . .	63	
04 Repair kit . . . . .	64	
SECTION III. SPECIAL TOOLS LIST	65	
Blind hand riveter . . . . .	65	43
IV. NATIONAL STOCK NUMBER AND PART NUMBER INDEX	67	
V. ALPHABETICAL INDEX	75	

Section I.

INTRODUCTION

1. Scope.

This manual lists repair parts, special tools, test, measurement, and diagnostic equipment (TMDE), and other support equipment required for operation and performance of organizational, direct support, and general support maintenance of the SPAM Shelter.

2. General.

a. Section II - Repair Parts List. A list of repair parts authorized for use in the performance of maintenance. The list also includes parts which must be removed for replacement of the authorized parts. Parts lists are composed of functional groups in ascending numerical sequence, with the parts in each group listed in figure and item number sequence. Bulk materials and repair kit are listed as the last two groups in Section II.

b. Section III - Special Tools List. A list of special tools, authorized for the performance of maintenance, at the organizational, direct and general support level.

c. Section IV - NATIONAL Stock Number and Part Number Index. A list, in ascending numerical sequence, of all National stock numbers appearing in the listings, followed by a list, in alphanumeric sequence, of all part numbers appearing in the listings. National stock number and part numbers are cross-referenced to each illustration figure and item number appearance.

d. Section V - Alphabetical Index. A list, in alphabetical sequence, of all items appearing in the listings. All items are cross-referenced to page numbers where they are to be found in the listings.

3. Explanation of Columns.

The following provides an explanation of columns found in the tabular listings:

a. Illustration. This column is divided as follows:

(1) Figure Number. Indicates the figure number of the illustration in which the item is shown.

(2) Item Number. The number used to identify each item called out in the illustration.

Source, Maintenance, and Recoverability Codes (SMR).

(1) Source Code. Source codes are assigned to support items to indicate the manner of acquiring support items for maintenance, repair, or overhaul

of end items. Source codes are entered in the first and second positions of the Uniform SMR Code format as follows:

<u>Code</u>	<u>Definition</u>
PA	Item procured and stocked for anticipated or known usage.
PB	Item procured and stocked for insurance purpose because essentiality dictates that a minimum quantity be available in the supply systems.
PC	Item procured and stocked and which otherwise would be coded PA except that it is deteriorative in nature.
PD	Support item, excluding support equipment, procured for initial issue or outfitting and stocked only for subsequent or additional initial issues or outfitting. Not subject to automatic replenishment.
PE	Support equipment procured and stocked for initial issue or outfitting to specified maintenance repair activities.
PF	Support equipment which will not be stocked but which will be centrally procured on demand.
PG	Item procured and stocked to provide for sustained support for the life of the equipment. It is applied to an item peculiar to the equipment which, because of probable discontinuance or shutdown of production facilities, would prove uneconomical to reproduce at a later time.
KD	An item of a depot overhaul/repair kit and not purchased separately. Depot kit defined as a kit that provides items required at the time of overhaul or repair.
KF	An item of a maintenance kit and not purchased separately. Maintenance kit defined as a kit that provides an item that can be replaced at organizational or intermediate levels of maintenance.
KB	Item included in both a depot overhaul/repair kit and a maintenance kit.
MO	Item to be manufactured or fabricated at organizational level.
MF	Item to be manufactured or fabricated at the direct support maintenance level.
MH	Item to be manufactured or fabricated at the general support maintenance level.
MD	Item to be manufactured or fabricated at the depot maintenance level.
AO	Item to be assembled at organizational level.
AF	Item to be assembled at direct support maintenance level.
AH	Item to be assembled at general support maintenance level.
AD	Item to be assembled at depot maintenance level.
XA	Item is not procured or stocked because the requirements for the item will result in the replacement of the next higher assembly.

<u>Code</u>	<u>Definition</u>
XB	Item is not procured or stocked. If not available through salvage, requisition.
XD	A support item that is not stocked. When required, item will be procured through normal supply channels.

NOTE

Cannibalization or salvage may be used as a source of supply for any items source coded above except those coded XA or XD.

(2) Maintenance Code. Maintenance codes are assigned to indicate the levels of maintenance authorized to use and repair support items. The maintenance codes are entered in the third and fourth positions of the Uniform SMR Code format as follows:

(a) The maintenance code entered in the third position will indicate the lowest maintenance level authorized to remove, replace, and use the support item. The maintenance code entered in the third position will indicate one of the following levels of maintenance:

<u>Code</u>	<u>Application/Explanation</u>
C	Crew or operator maintenance performed within organizational maintenance.
O	Support item is removed, replaced, used at the organizational level.
I	Support item is removed, replaced, used by the direct support element of integrated direct support maintenance.
F	Support item is removed, replaced, used at the direct support level.
H	Support item is removed, replaced, used at the general support level.
D	Support items that are removed, replaced, used at depot, mobile depot, specialized repair activity only.

NOTE

Codes "I" and "F" will be considered the same by direct support units.

(b) The maintenance code entered in the fourth position indicates whether the item is to be repaired and identifies the lowest maintenance level with the capability to perform complete repair (i.e., all authorized maintenance functions). This position will contain one of the following maintenance codes:

<u>Code</u>	<u>Application/Explanation</u>
O	The lowest maintenance level capable of complete repair of the support item is the organizational level.
F	The lowest maintenance level capable of complete repair of the support item is the direct support level.

<u>Code</u>	<u>Application/Explanation</u>
H	The lowest maintenance level capable of complete repair of the support item is the general support level.
D	The lowest maintenance level capable of complete repair of the support item is the depot level.
L	Repair restricted to designated specialized repair activity.
Z	Nonreparable. No repair is authorized.
B	No repair is authorized. The item may be reconditioned by adjusting, lubricating, etc., at the user level. No parts or special tools are procured for the maintenance of this item.

(3) Recoverability Code. Recoverability codes are assigned to support items to indicate the disposition action on unserviceable items. The recoverability code is entered in the fifth position of the Uniform SMR Code format as follows:

<u>Recoverability Codes</u>	<u>Definition</u>
Z	Nonreparable item. When unserviceable, condemn and dispose at the level indicated in position 3.
O	Reparable item. When uneconomically reparable, condemn and dispose at organizational level.
F	Reparable item. When uneconomically reparable, condemn and dispose at the direct support level.
H	Reparable item. When uneconomically reparable, condemn and dispose at the general support level.
D	Reparable item. When beyond lower level repair capability, return to depot. Condemnation and disposal not authorized below depot level.
L	Reparable item. Repair, condemnation, and disposal not authorized below depot/specialized repair activity level.
A	Item requires special handling or condemnation procedures because of specific reasons (i. e., precious metal content, high dollar value, critical material or hazardous material). Refer to appropriate manuals/directives for specific instructions.

c. National Stock Number. Indicates the National stock number assigned to the item and will be used for requisitioning purposes.

d. Part Number. Indicates the primary number used by the manufacturer which controls the design and characteristics of the item by means of its engineering drawings, specifications standards, and inspection requirements to identify an item or range of items.

**NOTE**

When a stock numbered item is requisitioned, repair part received may have a different part number than the part being replaced.

e. Federal Supply Code for Manufacturer (FSCM). The FSCM is a 5-digit numeric code listed in SB708-42 which is used to identify the manufacturer, distributor, or Government agency, etc.

f. Description. Indicates the Federal item name and, if required, a minimum description to identify the item. Items that are included in kits and sets are listed below the name of the kit or set with the quantity of each item in the kit or set indicated in the quantity incorporated in unit column. When the part to be used differs between serial numbers of the same model, the effective serial numbers are shown as the last line of the description. In the Special Tools List, the initial basis of issue (BOI) appears as the last line in the entry for each special tool, TMDE, and support equipment. When density of equipments supported exceeds density spread indicated in the basis of issue, the total authorization is increased accordingly.

g. Unit of Measure (U/M). Indicates the standard of the basic quantity of the listed item as used in performing the actual maintenance function. This measure is expressed by a two-character alphabetical abbreviation (e.g., ea, in, pr, etc.). When the unit of measure differs from the unit of issue, the lowest unit of issue that will satisfy the required units of measure will be requisitioned.

h. Quantity Incorporated in Unit. Indicates the quantity of the item used in the breakout shown on the illustration figure, which is prepared for a functional group, subfunctional group, or an assembly. A "V" appearing in this column in lieu of a quantity indicates that no specific quantity is applicable, (e. g., shims, spacers, etc.).

4. Special Information.

a. Detailed manufacturing instructions for items source coded to be manufactured or fabricated are found in TM 10-5410-224-14. Bulk materials required to manufacturer items are listed in the Bulk Material Group of this manual.

b. Detailed assembly instructions for items source coded to be assembled are found in TM 10-5410-224-14. Assembly components are listed immediately following the item to be assembled.

c. Repair parts kit is listed at the end of the repair parts listing.

d. The following publications pertain to SPAM Shelter and its components:

- TM 10-5410-224-14 Operator, Organizational Direct Support and General Support Maintenance Manual

5. How to Locate Repair Parts.

a. When National Stock Number or Part Number is unknown:

(1) First. Using the table of contents, determine the functional group within which the repair part belongs. This is necessary since illustrations are prepared for functional groups, and listings are divided into the same groups.

(2) Second. Find the illustration covering the functional group to which the repair part belongs.

(3) Third. Identify the repair part on the illustration and note the illustration figure and item number of the repair part.

(4) Fourth. Using the Repair Parts Listing, find the figure item number noted on the illustration.

b. When National Stock Numbers and Part Number is known:

(1) First. Using the Index of National Stock Numbers and Part Numbers, find the pertinent National stock number or part number. This index is in ascending NSN sequence followed by a list of part numbers in ascending alphanumeric sequence, corss-referenced to the illustration figure number and item number.

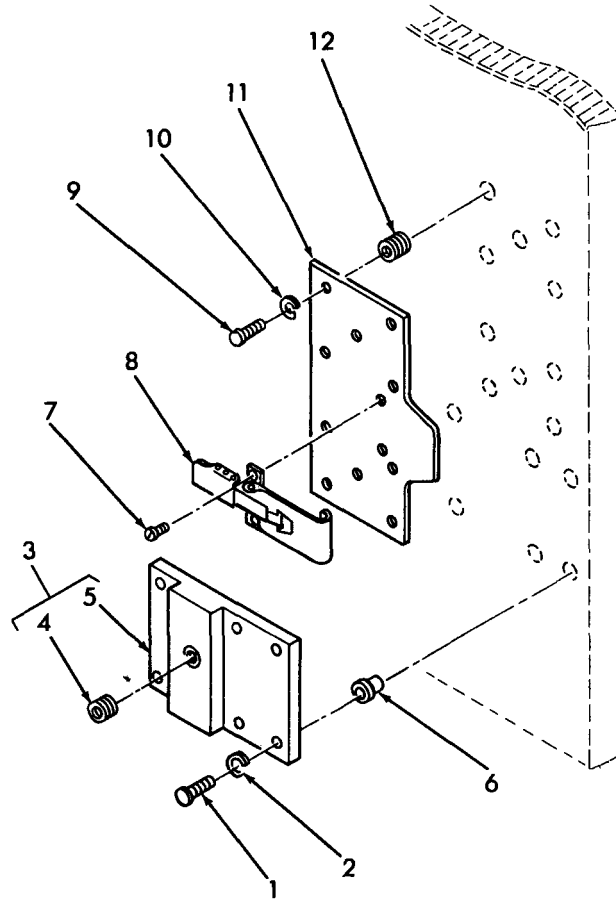
(2) Second. After finding the figure and item number, locate the figure and item number in the repair parts list.

6. Abbreviations.

<u>Abbreviations</u>	<u>Explanation</u>
AMP	Ampere
AWG	American wire gauge (wire)
CRES	Corrosion resistant steel
DLA	Diameter
ECU	Environmental control unit
HEX	Hexagon
ID	Inside diameter
IN.	Inch
LG	Long
MFD	Microfarrad
OD	Outside diameter
P/N	Part number
THK	Thick
VAC	Volt, alternating current



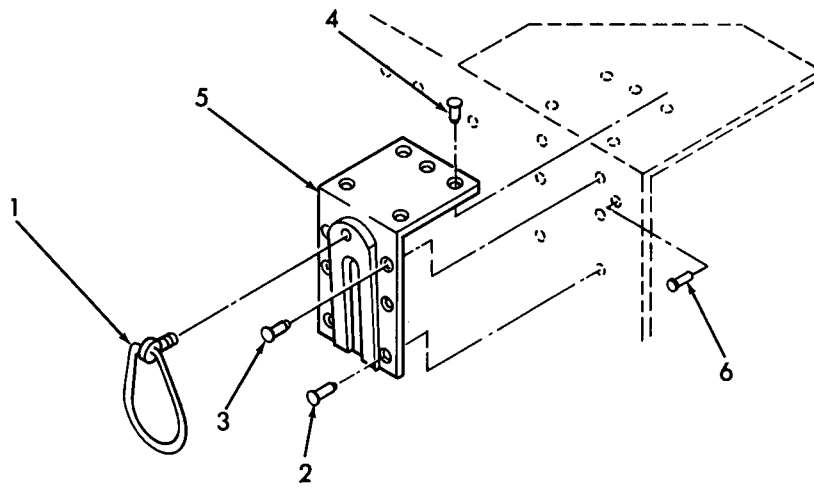




TS 023676

(1) ILLUSTRATION		(2)	(3)	(4)	(5)	(6)	(7)	(8)
(a) FIG NO.	(b) ITEM NO.	SMR CODE	NATIONAL STOCK NUMBER	PART NUMBER	FSCM	DESCRIPTION	USABLE ON CODE	QTY INC IN UNIT
						SECTION II - REPAIR PARTS LIST		
						GROUP 01 -SHELTERBODY		
1	1	PAOZZ	3505-00-801-5747	MS35308-364	96906	SCREW, CAP, HEX HEAD: MOBILIZER FITTING MTG		EA 6
1	2	PAOZZ	5310-00-984-7042	MS35338-141	96906	WASHER, LOCK: MOBILIZER FITTING MTG		EA 6
1	3	XDFZZ		434-1015-101	05699	FITTING ASSEMBLY, MOBILIZER: TOP		EA 1
1	4	PAFZZ		MS21209C1210	96906	INSERT, SCREW THREAD		EA 1
1	5	XDFZZ		434-1015-1	05699	FITTING, MOBILIZER		EA 1
1	6	PAFZZ		NAS1330S6B211	80205	NUT, BLIND RIVET		EA 6
1	7	PAOZZ	5305-00-824-2026	MS24694C47	96906	SCREW, MACHINE: LATCH MTG		EA 4
1	8	PAOZZ	5340-00-088-6546	VHC250-69S	98003	LATCH		EA 1
1	9	PAOZZ	-00-688-2020	MS35308-305	96906	SCREW, CAP, HEX HEAD: SHEAR PLATE MTG		EA 10
1	10	PAOZZ	5310-00-933-8121	MS35338-139	96906	WASHER, LOCK: SHEAR PLATE MTG		EA 10
1	11	XDFZZ		434-1018-1	05699	PLATE, SHEAR		EA 1
1	12	PAFZZ	5320-01-032-3030	BN532-428-1-23	73197	INSERT, SCREW THREAD		EA 10

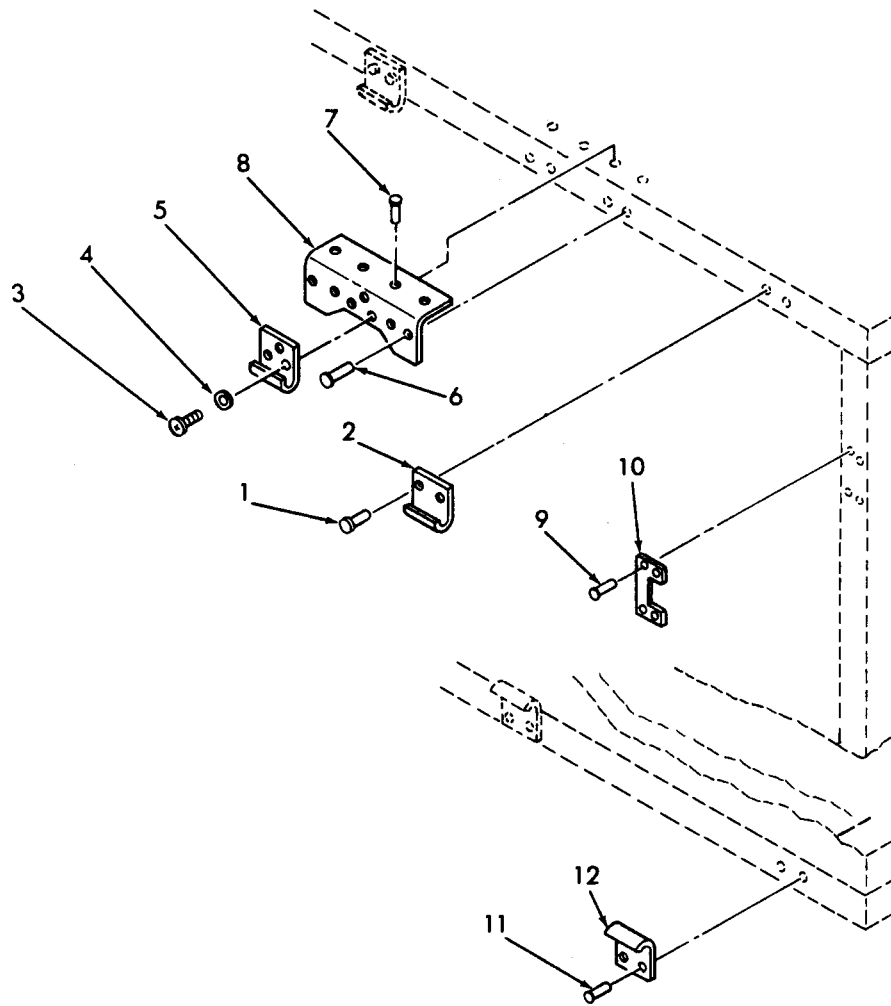
Figure 1. Mobilizer fitting and shear plate.



TS 023699

(1) ILLUSTRATION		(2)	(3)	(4)	(5)	(6)	(7)	(8)
(a) FIG NO.	(b) ITEM NO.	SMR CODE	NATIONAL STOCK NUMBER	PART NUMBER	FSCM	DESCRIPTION	U/M	QTY INC IN UNIT
2	1	PAOZZ	1670	USAF4887796	81349	RING AND STUD ASSEMBLY		1
2	2	PAFZZ	5320-00-435-5352	MS90354-1009	96906	FASTENER, BLIND: LIFT FITTING MTG	EA	6
2	3	PAFZZ	5320-00-869-2193	MS90354-1013	96906	FASTENER, BLIND: LIFT FITTING MTG	EA	2
2	4	PAFZZ	5320-00-813-5450	MS90354-1008	96906	FASTENER, BLIND: LIFT FITTING MTG	EA	5
2	5	XDFZZ		3096100-044-1	25500	FITTING, LIFT	EA	1
2	6	PAFZZ	5320-00-753-3809	MS20600AD6W9	96906	RIVET, BLIND	EA	58

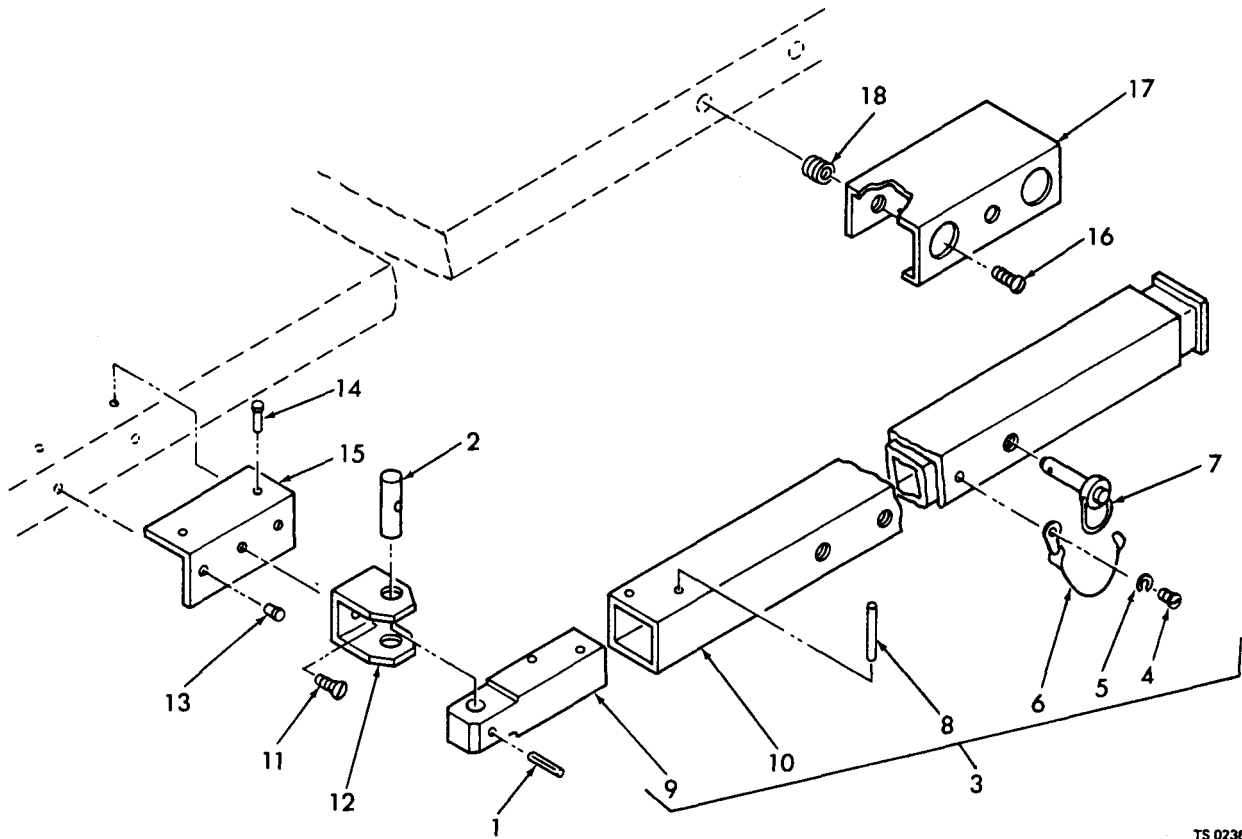
Figure 2. Ring and stud assembly and lift fitting.



TS 023677

(1) ILLUSTRATION		(2)	(3)	(4)	(5)	(6) DESCRIPTION	(7)	(8)
(a) FIG NO	(b) ITEM NO	SMR CODE	NATIONAL STOCK NUMBER	PART NUMBER	FSCM	USABLE ON CODE	U/M	QTY INC IN UNIT
3	1	PAFZZ	5320-00-866-4650	MS90354-0804	96906	FASTENER, BLIND: STRIKE MTG	EA	4
3	2	PAFZZ	5340-01-022-0877	HS250-39S	98003	STRIKE	EA	2
3	3	PAOZZ	5305-00-088-9044	MS35207-260	96906	SCREW, MACHINE: STRIKE MTG	EA	3
3	4	PAOZZ	5310-00-167-0801	AN960C10	88044	WASHER, FLAT: STRIKE MTG	EA	3
3	5	XDFZZ		N02	82240	STRIKE	EA	1
3	6	PAFZZ	5320-00-866-4651	MS90354-0805	96906	FASTENER, BLIND: SHEAR ANGLE MTG	EA	4
3	7	PAFZZ	5320-00-218-8180	MS90354-0806	96906	FASTENER, BLIND: SHEAR ANGLE MTG	EA	4
3	8	XDFZZ		434-1019-1	05699	SHEAR ANGLE	EA	4
3	9	PAFZZ	5320-00-274-8149	1604-0412	19738	RIVET, BLIND: STRIKE MTG	EA	4
3	10	XDFZZ		434-1093-1	05699	STRIKE	EA	1
3	11	PAFZZ		1601-0613	19738	RIVET, BLIND: STRIKE MTG	EA	4
3	12	XDFZZ		434-1091-1	05699	STRIKE	EA	2

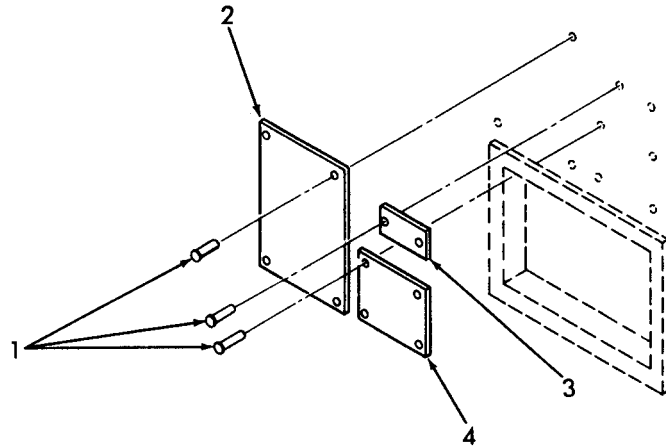
Figure 3. Strikes and related parts.



TS 023895

(1) ILLUSTRATION		(2)	(3)	(4)	(5)	(6)	(7)	(8)
(a) FIG NO.	(b) ITEM NO.	SMR CODE	NATIONAL STOCK NUMBER	PART NUMBER	FSCM	DESCRIPTION	USABLE ON CODE	QTY INC IN UNIT
4	1	PAOZZ	5315-01-006-4061	MS171534	96906	PIN, SPRING: SUPPORT STRUT MTG		EA 1
4	2	PAOZZ	5315-01-025-7607	434-1037-1	05699	PIN, HEADLESS: SUPPORT STRUT MTG		EA 1
4	3	XDOZZ		434-1032-101	05699	STRUT ASSEMBLY, SUPPORT		EA 1
4	4	PAOZZ	5305-00-720-7763	MS35265-40	96906	SCREW, MACHINE: LANYARD MTG		EA 1
4	5	PAOZZ	5310-00-045-3299	MS35338-42	96906	WASHER, LOCK: LANYARD MTG		EA 1
4	6	PAOZZ	4010-01-032-1044	LT1504A6-6	84256	LANYARD ASSEMBLY		EA 1
4	7	PAOZZ	5340-01-032-3066	MS17987C617	96906	PIN, QUICK RELEASE		EA 1
4	8	PAFZZ	5320-00-005-1051	1601-0619	19738	RIVET, BLIND: BAR MTG		EA 2
4	9	XDOZZ		434-1032-5	05699	BAR, STRUT		EA 1
4	10	XDOZZ		434-1032-1	05699	TUBE, STRUT		EA 1
4	11	PAOZZ		NAS1299-5-5	90205	SCREW, FLAT HD: STRUT YOKE MTG		EA 1
4	12	PAOZZ		434-1035-1	05699	YOKE, STRUT		EA 1
4	13	PAFZZ	5320-00-866-4644	MS90354-0803	96906	FASTENER, BLIND: STRUT SUPPORT MTG		EA 2
4	14	PAFZZ	5320-00-866-4650	MS90354-0804	96906	FASTENER, BLIND: STRUT SUPPORT MTG		EA 2
4	15	XDFZZ		434-1034-1	05699	SUPPORT, STRUT		EA 1
4	16	PAFZZ	5305-00-959-4158	MS24693C273	96906	SCREW, MACHINE: SUPPORT MTG		EA 2
4	17	PAOZZ		434-1033-1	05699	SUPPORT, STRUT		EA 1
4	18	PAFZZ	5320-01-032-1042	BN527-1032-2	73197	NUT, BLIND		EA 2

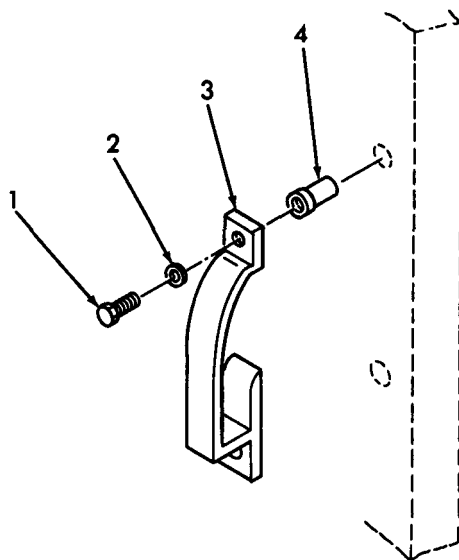
Figure 4. Support strut assembly and related parts.



TS 023703

(1) ILLUSTRATION		(2)	(3)	(4)	(5)	(6)	(7)	(8)
(a) FIG NO.	(b) ITEM NO.	SMR CODE	NATIONAL STOCK NUMBER	PART NUMBER	FSCM	DESCRIPTION  <i>USABLE ON CODE</i>	U/M	QTY INC IN UNIT
5	1	PAFZZ		1601-0516	19738	RIVET, BLIND: ID PLATES MTG	EA	10
5	2	XDFZZ		434-1082-1	05699	PLACARD, ERECTION INSTRUCTIONS	EA	1
5	3	XDFZZ		434-1083-1	05699	MARKER, TRANSPORT	EA	1
5	4	XDFZZ		434-1079-1	05699	PLATE, IDENTIFICATION	EA	1

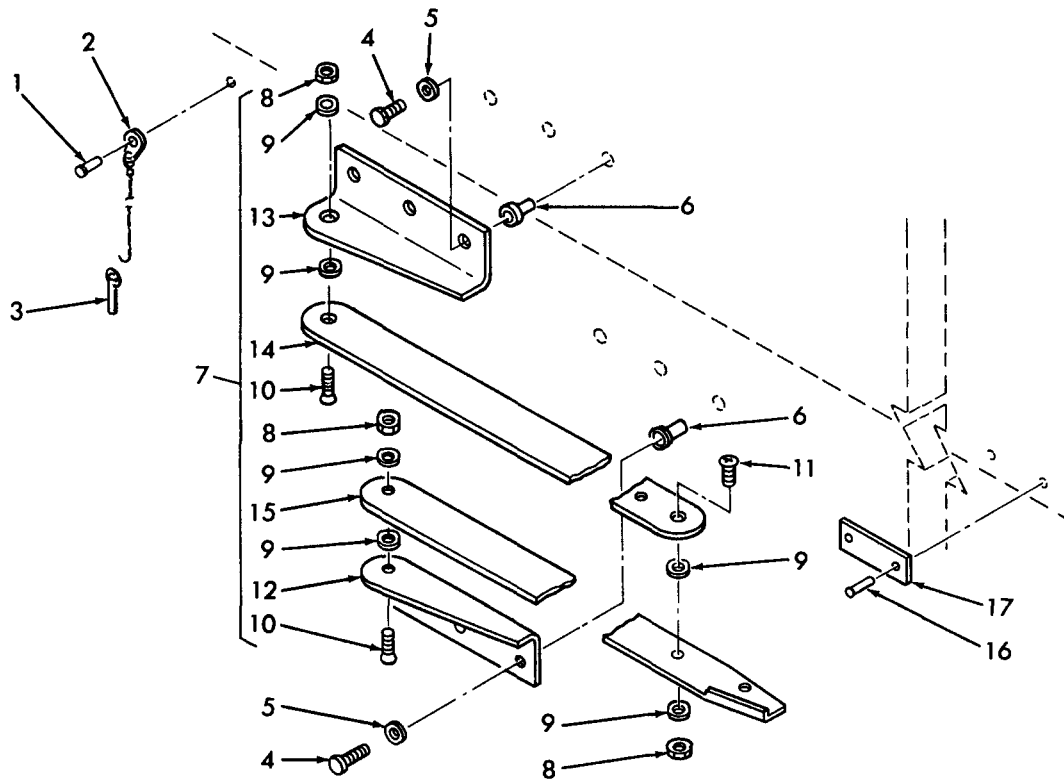
Figure 5. Placard, marker and identification plate.



TS 023704

(1) ILLUSTRATION		(2)	(3)	(4)	(5)	(6)	(7)	(8)
(a) NO.	(b) ITEM NO.	SMR CODE	NATIONAL STOCK NUMBER	PART NUMBER	FSCM	DESCRIPTION	U/M	QTY INC IN UNIT
						<i>USABLE ON CODE</i>		
6	1	PAOZZ	5306-00-515-8064	AN4-7A	88044	BOLT, MACHINE: DOOR KEEPER MTG	EA	2
6	2	PAOZZ	5310-00-531-9515	AN960C416	88044	WASHER, FLAT: DOOR KEEPER MTG	EA	2
6	3	XDFZZ		15924	19220	KEEPER, DOOR: PERSONNEL AND CARGO	EA	1
6	4	PAFZZ	5320-00-106-4910	BN527-428-3	73197	NUT, BLIND	EA	2

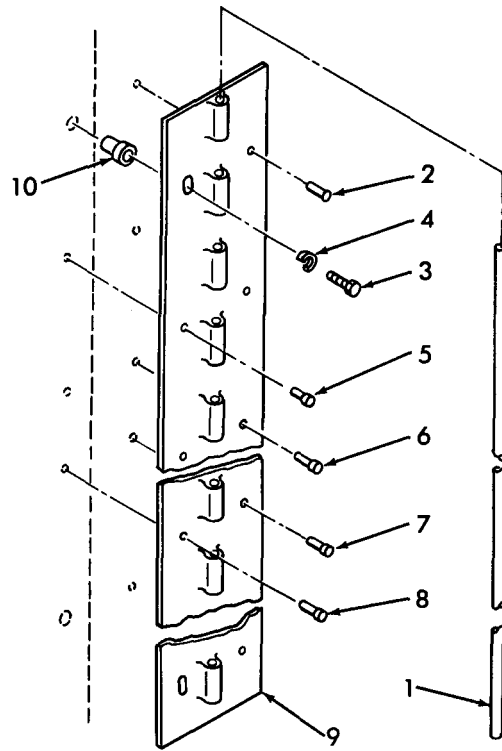
Figure 6. Personnel and cargo doors keeper.



TS 023705

(1) ILLUSTRATION		(2)	(3)	(4)	(5)	(6)	(7)	(8)
(a) FIG NO.	(b) TEM NO.	SMR CODE	NATIONAL STOCK NUMBER	PART NUMBER	FSCM	DESCRIPTION	U/M	QTY INC IN UNIT
						USABLE ON CODE		
7	1	PAFZZ	5320-00-825-0248	1601-0410	19738	RIVET, BLIND: LANYARD MTG	EA	1
7	2	PAFZZ	4010-00-128-8861	LT1504A4-12	84256	LANYARD ASSEMBLY	EA	1
7	3	PAFZZ	5340-00-267-0725	BLDS-3-06	84256	PIN	EA	1
7	4	PAOZZ		NA51224-6	80205	BOLT, SHEAR: DOOR STOP MTG	EA	6
7	5	PAOZZ	5310-00-531-9515	AN960C416	88044	WASHER, FLAT: DOOR STOP MTG	EA	6
7	6	PAFZZ	5320-00-106-4910	BN527-428-3	73197	NUT, BLIND	EA	6
7	7	Xoozz		434-1094-102	05699	DOOR STOP ASSEMBLY: CARGO (COMPONENTS SAME AS P/N 434-1094-101, EXCEPT AS INDICATED)	EA	1
7	7	XDOZZ		434-1094-101	05699	DOOR STOP ASSEMBLY: PERSONNEL AND CARGO (COMPONENT SAME AS P/N 434-1094-102, EXCEPT AS INDICATED)	EA	1
7	8	PAOZZ	5310-00-807-1468	MS21042-4	96906	NUT, SELF-LOCKING, HEX: BRACKET AND ARM MTG	EA	3
7	9	PAOZZ	5310-00-167-0835	AN960-416L	88044	WASHER, FLAT: BRACKET AND ARM MTG	EA	6
7	10	PAOZZ		MS24694S98	96906	SCREW, MACHINE: BRACKET MTG	EA	2
7	11	PAOZZ		MS24694S95	96906	SCREW, MACHINE: ARM MTG	EA	1
7	12	XDOZZ		434-1094-10	05699	BRACKET: DOOR STOP	EA	1
7	13	XDOZZ		434-1094-9	05699	BRACKET: DOOR STOP	EA	1
7	14	PAOZZ		434-1094-2	05699	ARM: DOOR STOP (USE ONLY ON 434-1094-102)	EA	1
7	14	PAOZZ		434-1094-1	05699	ARM: DOOR STOP (USE ONLY ON 434-1094-101)	EA	1
7	15	PAOZZ		434-1094-7	05699	ARM: DOOR STOP	EA	1
7	16	PAFZZ	5320-00-005-1051	1601-0619	19738	RIVET, BLIND: DOOR STRIKE MTG	EA	2
7	17	XDOZZ		434-1055-1	05699	STRIKE. DOOR	EA	1

Figure 7. Personnel and cargo doors stop.

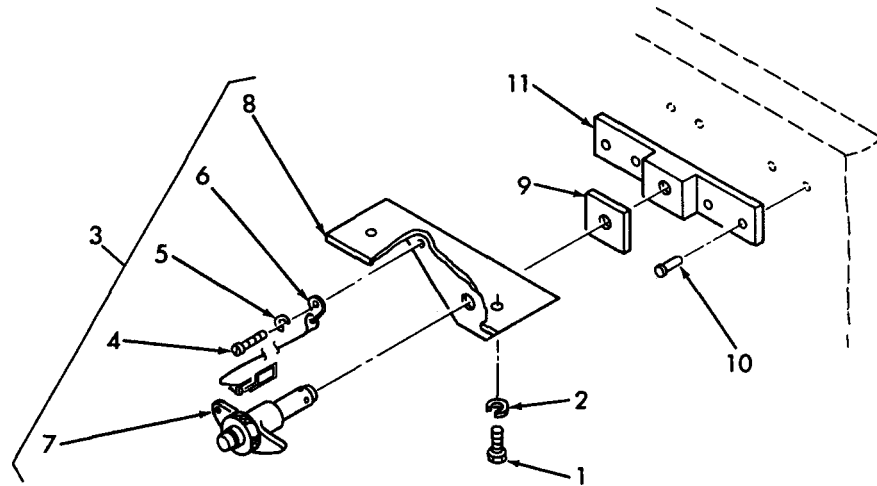


TS 023689

(1) ILLUSTRATION		(2)	(3)	(4)	(5)	(6)	(7)	(8)
(a) FIG NO.	(b) ITEM NO.	SMR CODE	NATIONAL STOCK NUMBER	PART NUMBER	FSCM	DESCRIPTION	U/M	QTY INC IN UNIT
						<i>USABLE ON CODE</i>		
8	1	PAFZZ		434-0000-3	05699	PIN, HINGE: SWING OUT PANEL	EA	1
8	2	PAFZZ		MS90353-0806	96906	FASTENER, BLIND: SWING OUT PANEL HINGE MTG	EA	2
8	3	PAOZZ	5305-00-989-7435	MS35207-264	96906	SCREW, MACHINE: SWING OUT PANEL HINGE MTG	EA	2
8	4	PAOZZ	5310-00-933-8120	MS35338-138	96906	WASHER, LOCK: SWING OUT PANEL HINGE MTG	EA	2
8	5	PAFZZ	5320-00-005-1051	1601-0619	19738	RIVET, BLIND: SWING OUT PANEL HINGE MTG	EA	31
8	6	PAFZZ	5320-00-236-3929	1604-0615	19738	RIVET, BLIND: SWING OUT PANEL HINGE MTG	EA	31
8	7	PAFZZ		MS90353-0809	96906	FASTENER, BLIND: SWING OUT PANEL HINGE MTG	EA	2
8	8	PAFZZ	5320-00-883-9399	MS90354-0809	96906	FASTENER, BLIND: SWING OUT PANEL HINGE MTG	EA	2
8	9	PAFZZ	5340-01-032-3893	434-1059-1	05699	HINGE, SWING OUT PANEL: LEFT	EA	1
8	9	PAFZZ		434-1059-2	05699	HINGE, SWING OUT PANEL: RIGHT	EA	1
8	10	PAFZZ	5320-01-032-1042	BN527-1032-2	73197	NUT, BLIND	EA	2

Figure 8. Swing out panel hinge

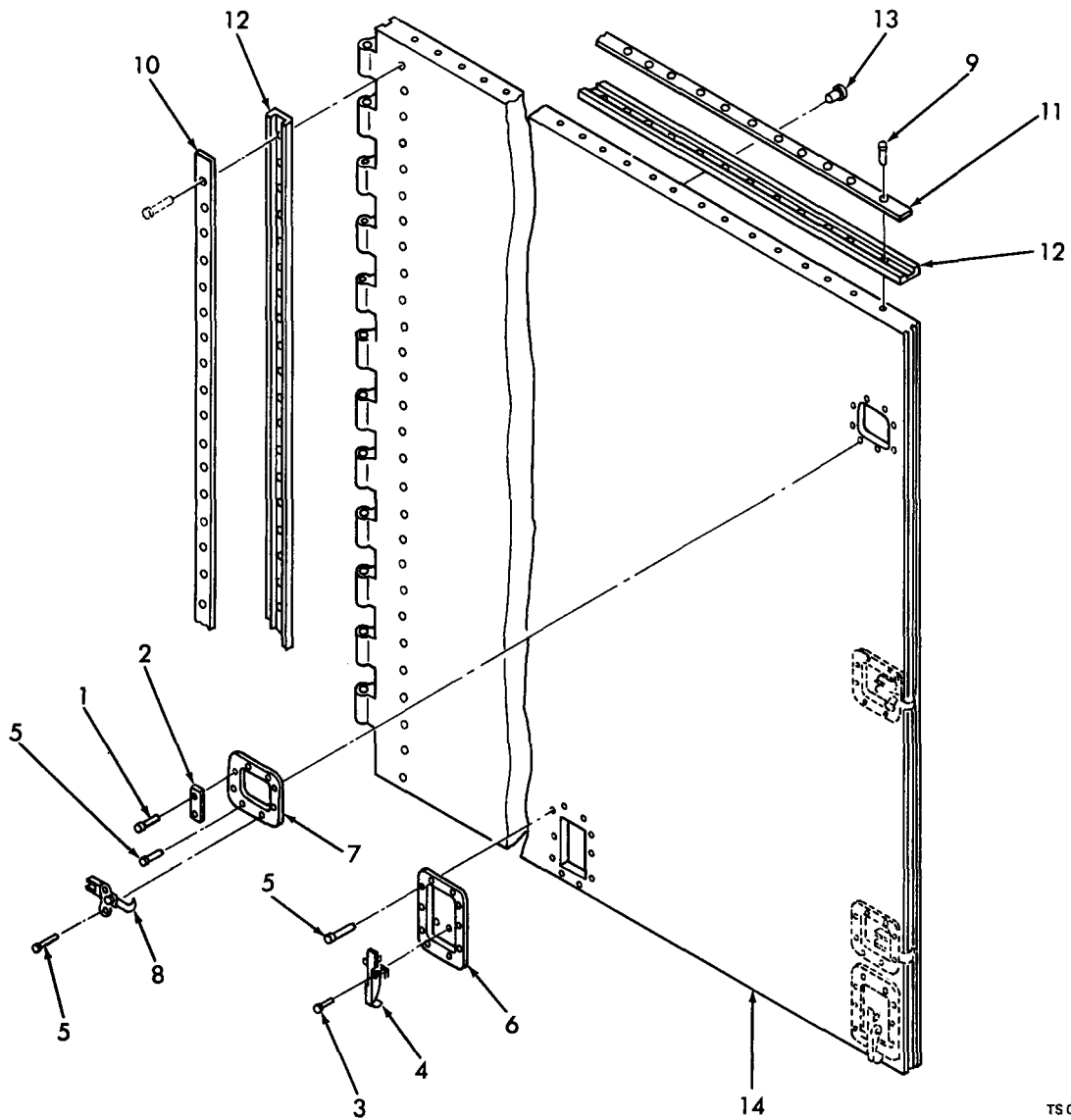




TS 023706

(1) LUSTERATION		(2)	(3)	(4)	(5)	(6)	(7)	(8)
(a) FIG NO.	(b) ITEM NO.	SMR CODE	NATIONAL STOCK NUMBER	PART NUMBER	FSCM	DESCRIPTION  <i>USABLE ON CODE</i>	U/M	QTY INC IN UNIT
9	1	PAOZZ	5306-00-449-0385	MS35308-332	96906	SCREW, CAP, HEX HEAD: RETAINER MTG	EA	2
9	2	PAOZZ	5310-00-974-6623	MS35338-140	96906	WASHER, LOCK: RETAINER MTG	EA	2
9	3	XDOZZ		434-1044-101	05699	RETAINER ASSEMBLY: SWING OUT PANEL	EA	1
9	4	PAOZZ	5305-00-559-8145	MS35265-42	96906	SCREW, MACHINE: LANYARD MTG	EA	1
9	5	PAOZZ	5310-00-045-3299	MS35338-42	96906	WASHER, LOCK: LANYARD MTG	EA	1
9	6	PAOZZ	4010-00-457-2957	LT1504C6-6	84256	LANYARD ASSEMBLY	EA	1
9	7	PAOZZ	5340-01-032-3728	51588C6T1F	84256	PIN, BALL-LOCK	EA	1
9	8	XDOZZ		434-1045-1	05699	SUPPORT, RETAINER	EA	1
9	9	PAFZZ		434-1046-1	05699	CUSHION, SUPPORT	EA	1
9	10	PAFZZ	5320-00-582-3301	MS20600AD8W7	96906	RIVET, SOLID: RETAINER MTG	EA	4
9	11	XDOZZ		434-1047-1	05699	RETAINER, SWING OUT PANEL	EA	1

Figure 9. Swing out panel retainer assembly.

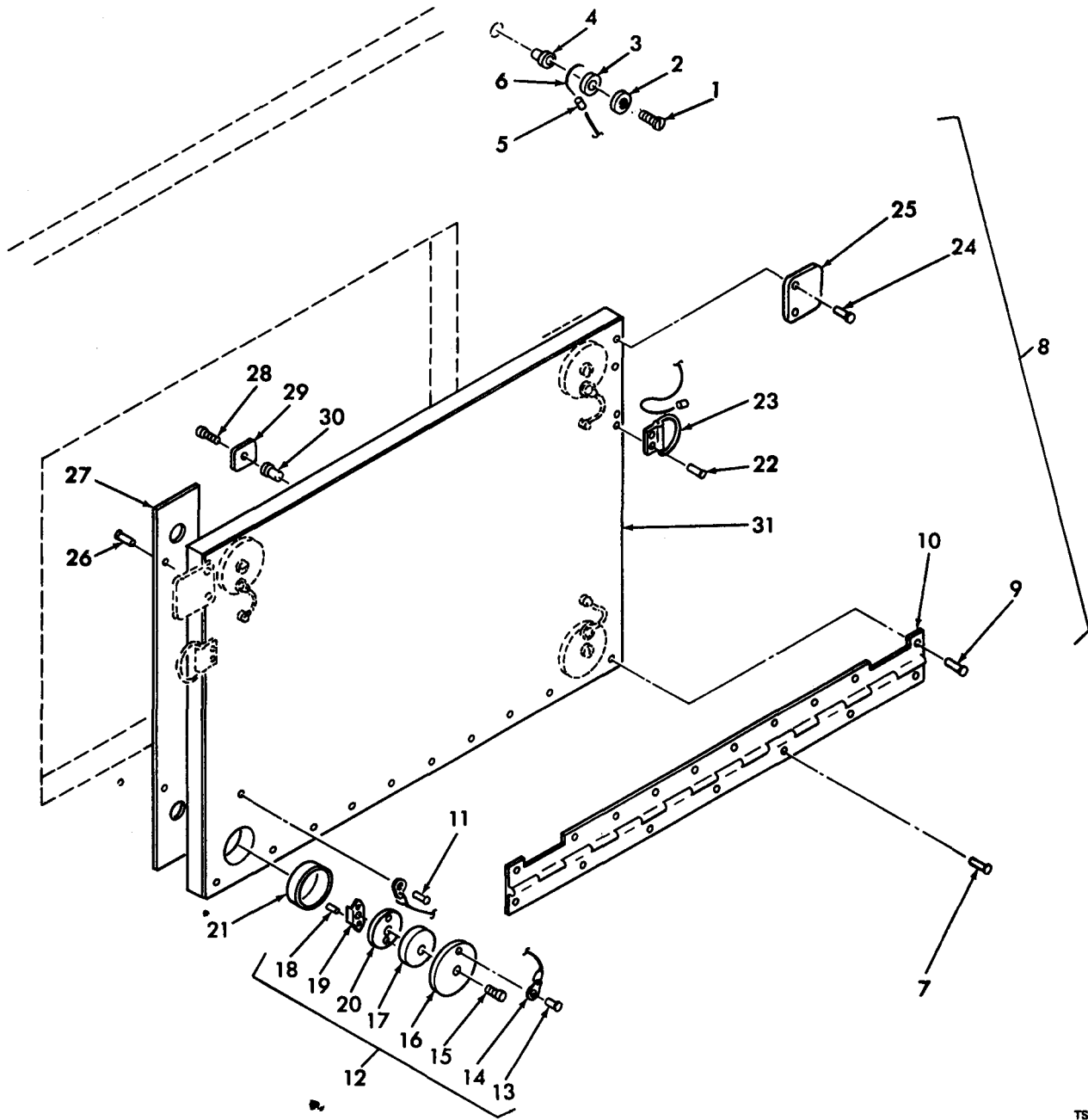


TS 023687

(1) ILLUSTRATION		(2)	(3)	(4)	(5)	(6)	(7)	(8)
(a) FIG NO.	(b) ITEM NO.	SMR CODE	NATIONAL STOCK NUMBER	PART NUMBER	FSCM	DESCRIPTION	USABLE ON CODE	QTY INC IN UNIT
10		XDFHH		434-0900-101	05699	PANEL ASSEMBLY, SWING OUT: RIGHT (COMPONENTS ARE THE SAME AS P/N 434-0900-102, EXCEPT AS INDICATED)		EA 2
10		XDFHH		434-0900-102	05699	PANEL ASSEMBLY, SWING OUT: LEFT (COMPONENTS ARE THE SAME AS P/N 434-0900-101, EXCEPT AS INDICATED)		EA 2
10	1	PAFZZ		1601-0516	19738	RIVET, BLIND: BUMPER PAD MTG		EA 4
10	2	XDFZZ		313070	05699	PAD, BUMPER		EA 2
10	3	PAFZZ	5320-00-236-3929	1604-0615	19738	RIVET, BLIND: LATCH MTG		EA 16
10	4	PAFZZ	5410-00-332-9249	3096400-151-1	25500	LATCH		EA 4

Figure 10. Right and left swing out panel assembly.

(1)	(2)	(3)	(4)	(5)	(6)	(7)	(8)
ILLUSTRATION							QTY
(A)	(B)	NATIONAL		DESCRIPTION			INC
FIG	ITEM	SMR	STOCK	PART			IN
NO	NO	CODE	NUMBER	NUMBER	FSCM	USABLE ON CODE	U/M UNIT
10	5	PAFZZ		1601-0613	19738	RIVET, BLIND: PAN AND LATCH MTG	EA 73
10	6	XDFZZ		3096400-155-3	25500	PAN	EA 4
10	7	XDFZZ		3096400-155-1	25500	PAN	EA 3
10	8	PARZZ	5340-01-003-5886	3096400-156	25500	LATCH	EA 3
10	9	PAFZZ.	5320-00-274-8149	1604-0412	19738	RIVET, BLIND: SEAL STRIP MTG	EA 84
10	10	XDOZZ		434-1061-7	05699	STRIP, SEAL	EA 1
10	11	XDOZZ		434-1061-5	05699	STRIP, SEAL	EA 2
10	12	PAOZZ	5340-01-032-2979	434-0900-1	05699	SEAL, RUBBER	IN V
10	13	PAFZZ		BN532-428-1-11	73197	INSERT, SCREW THREAD	EA 12
10	14	XDFHH		434-0901-101	05699	PANEL, SWING OUT (USE ONL ON 434-0900-101)	EA 1
10	14	XDFHH		434-0901-102	05699	PANEL, SWING OUT (USE ONLY ON 434-0900-102)	EA 1

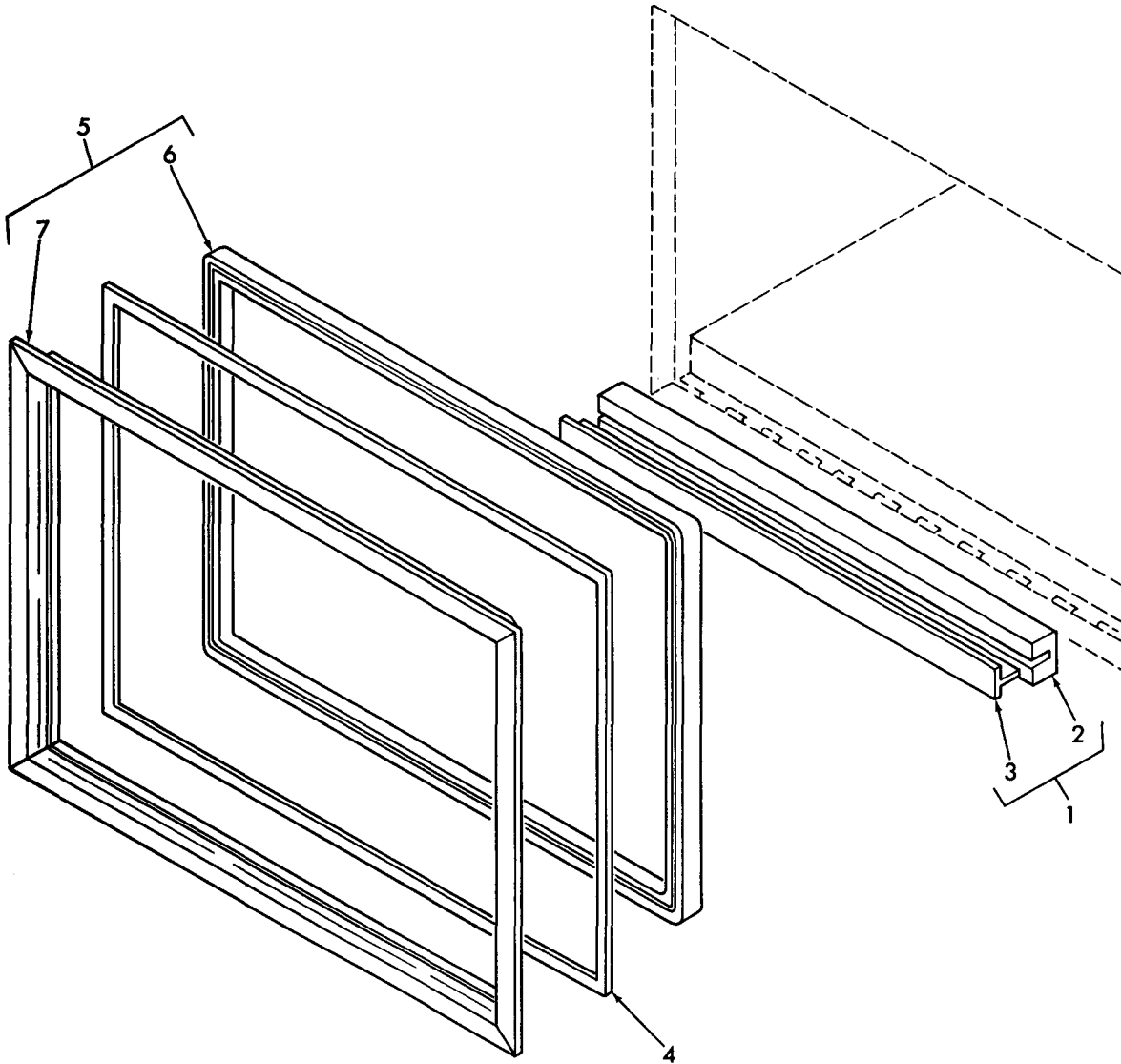


TS 023694

(1)		(4)		(5)	(6)	(7)	(8)	
ILLUS <sup>n</sup>	ITEM	PART		FSCM	DESCRIPTION	U/M	QTY	
FIG	NO.	NO.	NUMBER				INC	
NO.							IN	
							UNIT	
11	1	PAOZZ	5305-00-207-2793	MS24694C98	96906	SCREW, MACHINE: SHOULDER WASHER MTG	EA	2
11	2	PAFZZ	5310-01-032-1037	434-1051-3	05699	WASHER, SHOULDER	EA	2
11	3	PAFZZ	5310-01-032-3536	434-1051-5	05699	WASHER, SHOULDER	EA	2

Figure 11. ECU panel assembly.

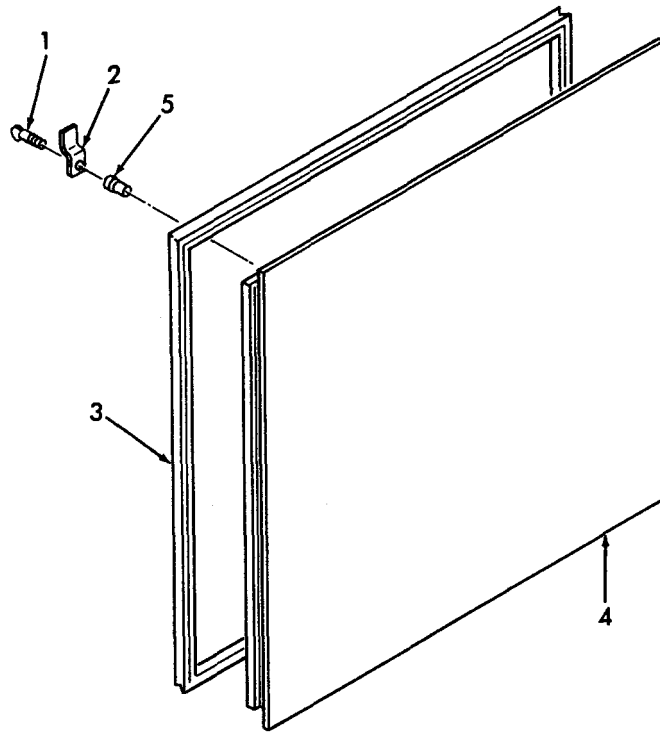
(1)	(2)	(3)	(4)	(5)	(6)	(7)	(8)
ILLUSTRATION							QTY
(A)	(B)	NATIONAL			DESCRIPTION		INC
FIG	ITEM	SMR	STOCK	PART		USABLE ON CODE	IN
NO	NO	CODE	NUMBER	NUMBER	FSCM		UNIT
11	4	PAFZZ	5310-00-145-1764	NAS1330C4B151	80205	NUT, BLIND RIVET	EA 2
11	5	XDFZZ		28-3M	76691	SLEEVE, NICOPRESS	EA 2
11	6	PAFZZ		434-1052-1	05699	CABLE, PANEL SUPPORT	EA 2
11	7	PAFZZ	5320-00-582-3276	MS20600AD6W4	96906	RIVET, BLIND: PANEL MTG	EA 7
11	8	XDFZZ		434-0700-101	05699	PANEL ASSEMBLY, ECU	EA 1
11	9	PAFZZ	5320-00-582-3276	MS20600AD6W4	96906	RIVET, BLIND: HINGE MTG	EA 10
11	10	PAFZZ	5340-01-032-3082	434-1049-1	05699	HINGE, ECU PANEL	EA 1
11	11	PAOZZ		1601-0613	19738	RIVET, BLIND: CLOSURE MTG	EA 4
11	12	PAOZZ	5410-01-031-6420	434-1050-101	05699	CLOSURE ASSEMBLY	EA 4
11	13	PAOZZ	5320-00-117-7286	MS20426AD6-6	96906	RIVET,SOLID: LANYARD MTG	EA 1
11	14	XDOZZ		50996C6	09094	LANYARD	EA 1
11	15	PAOZZ	5305-00-993-2457	MS35207-284	96906	SCREW, MACHINE: PLATE MTG	EA 1
11	16	XA		434-1050-1	05699	PLATE, FRONT	EA 1
11	7	XA		434-1068-1	05699	SEAL, CLOSURE	EA 1
11	18	PAOZZ	5320-00-117-6938	MS20426AD3-4	96906	RIVET, SOLID: NUT PLATE MTG	EA 2
11	19	PAOZZ	5310-00-777-5793	MS21059L4	96906	NUT, PLATE: SELF-LOCKING	EA 1
11	20	XA		434-1050-3	05699	PLATE, REAR	EA 1
11	21	XA		434-0700-1	05699	SLEEVE	EA 4
11	22	PAOZZ	5320-00-584-1285	MS20600AD6W3	96906	RIVET, BLIND: RING MTG	EA 4
11	23	XDFZZ		FDK3171M4	09094	RING AND CLIP	EA 2
11	24	PAFZZ	5320-00-721-5386	MS20600AD8W4	96906	RIVET, BLIND: PLATE MTG	EA 4
11	25	XDFZZ		434-1043-1	05699	PLATE, RETAINER	EA 2
11	26	PAFZZ	5320-01-004-4137	1604-0621	9738	RIVET, BLIND: SPACER MTG	EA 8
11	27	XDFZZ		434-1043-3	05699	SPACER, STRIP	EA 2
11	28	PAOZZ	5306-00-459-9773	MS35763-1005	96906	SCREW, MACHINE: LOCK PLATE MTG	EA 2
11	29	PAFZZ	5310-01-032-3008	434-1051-1	05699	PLATE, LOCK	EA 2
11	30	PAFZZ	5310-00-301-4419	NAS1330C4B211	80205	NUT, BLIND RIVET	EA 2
11	31	XDFZZ		434-0701-101	05699	PANEL, ECU	EA 1



TS 023893

(1) ILLUSTRATION		(2)	(3)	(4)	(5)	(6)	(7)	(8)
(a) FIG NO.	(b) ITEM NO.	SMR CODE	NATIONAL STOCK NUMBER	PART NUMBER	FSCM	DESCRIPTION	U/M	QTY INC IN UNIT
						<i>USABLE ON CODE</i>		
12	1	XDOZZ		434-1031-101	05699	SEAL ASSEMBLY, ECU	EA	1
12	2	PAOZZ		434-1031-3	05699	SEAL, RUBBER	EA	1
12	3	XDOZZ		434-1031-1	05699	PLATE, SEAL	EA	1
12	4	PAFZZ		434-0800-1	05699	SEAL, ECU PANEL	EA	1
12	5	XDFZZ		434-1041-101	05699	FRAME ASSEMBLY, SEAL	EA	1
12	6	PAOZZ	5330-01-032-3019	313058	05699	SEAL, RUBBER	EA	1
12	7	XDFZZ		434-1039-1	05699	FRAME, SEAL	EA	1

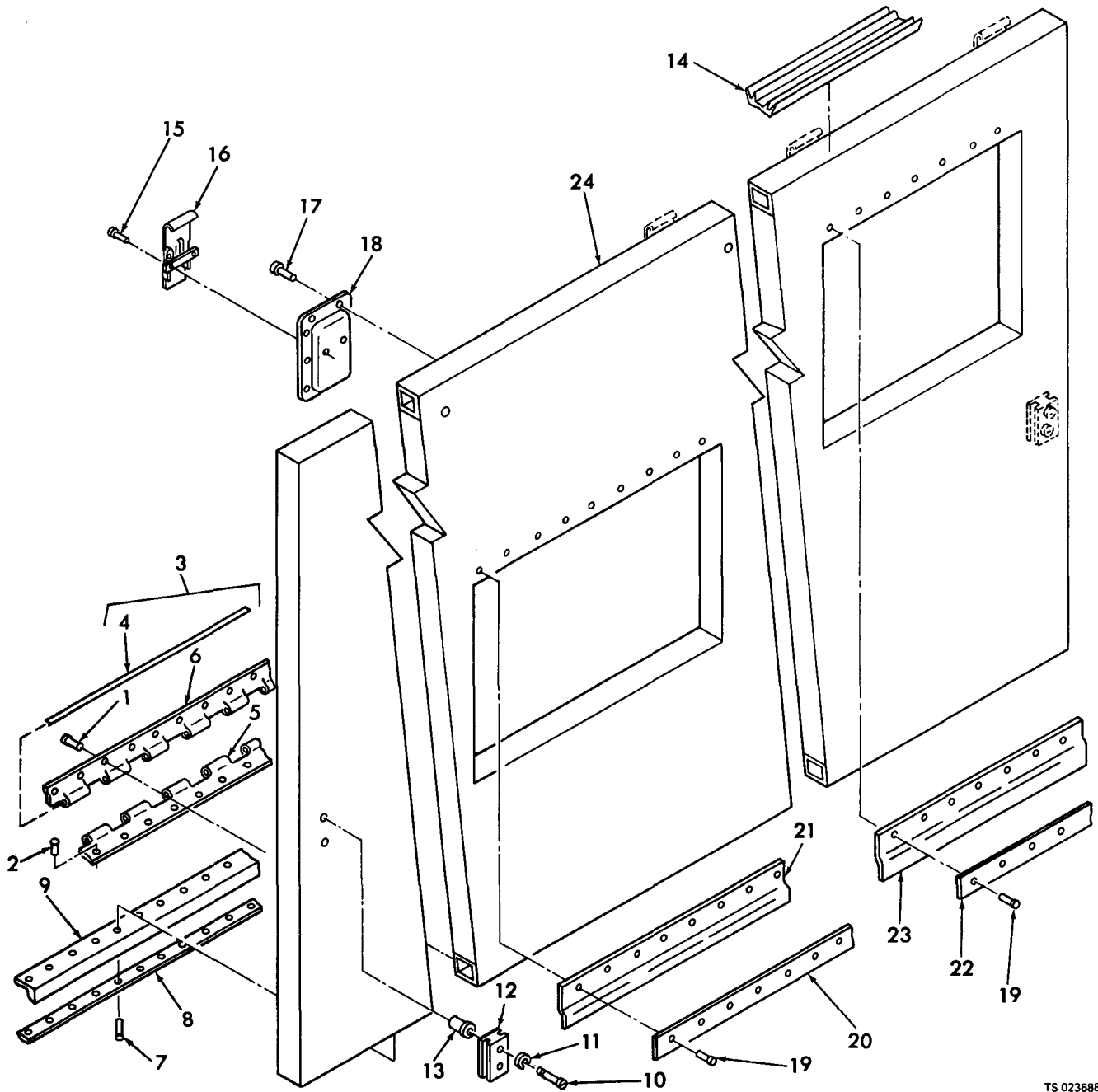
Figure 12. ECU seal and seal frame assembly.



TS 023707

(1) LIST FIG NO.	(2) ITEM NO.	(3) SMR CODE	(3) NATIONAL STOCK NUMBER	(4) PART NUMBER	(5) FSCM	DESCRIPTION  USABLE ON CODE	(7) UNIT	(8) QTY INC IN UNIT
13	1	PAOZZ	5305-00-385-6618	NAS1300-3T10	80205	THUMBSCREW	A	8
13	2	PAOZZ	5340-01-032-3048	3096400 -179-1	25500	DOG	A	8
13	3	PAOZZ		313055	05699	SEAL, RUBBER	N	V
13	4	XDFZZ		434-1301-101	05699	PANEL ASSEMBLY, CLOSEOUT	A	1
13	5	PAFZZ	5310-00-929-6398	NAS1330C3B166	80205	NUT, BLIND RIVET	A	8

Figure 13. Closeout panel assembly.



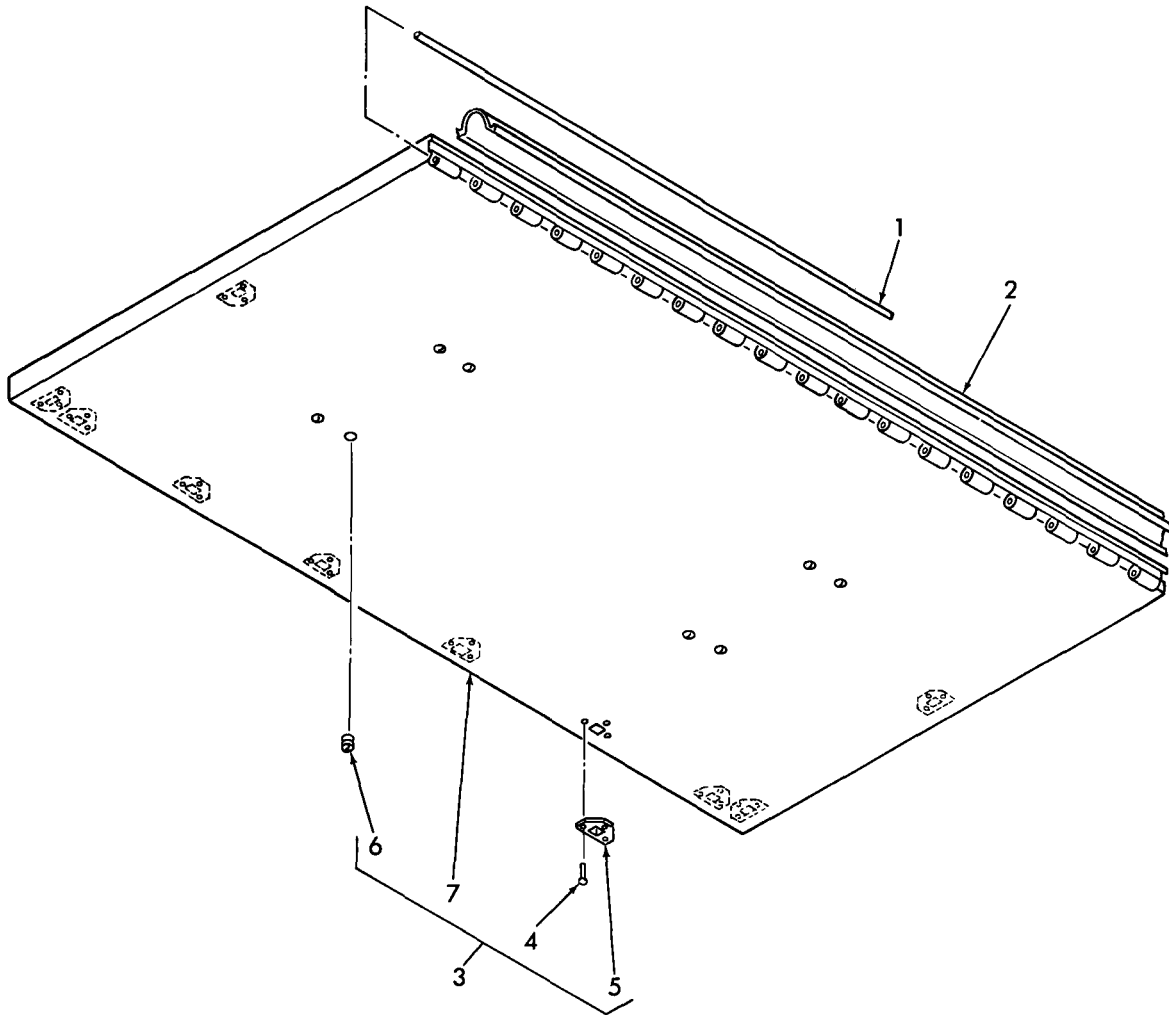
TS 023688

(1) ILLUSTRATION		(2)	(3)	(4)	(5)	(6)	(7)	(8)
(a) FIG NO.	(b) ITEM NO.	SMR CODE	NATIONAL STOCK NUMBER	PART NUMBER	FSCM	DESCRIPTION	U/M	QTY INC IN UNIT
14		XDFHH		434-0800-101	05699	SIDE ASSEMBLY, HINGED		1
14	1	PAFZZ	5320-00-095-1051	1601-0619	19738	RIVET, BLIND: HINGE MTG		40
14	2	PAFZZ	5320-00-236-3929	1604-0615	19738	RIVET, BLIND: HINGE MTG		40

Figure 14. Hinged side assembly.



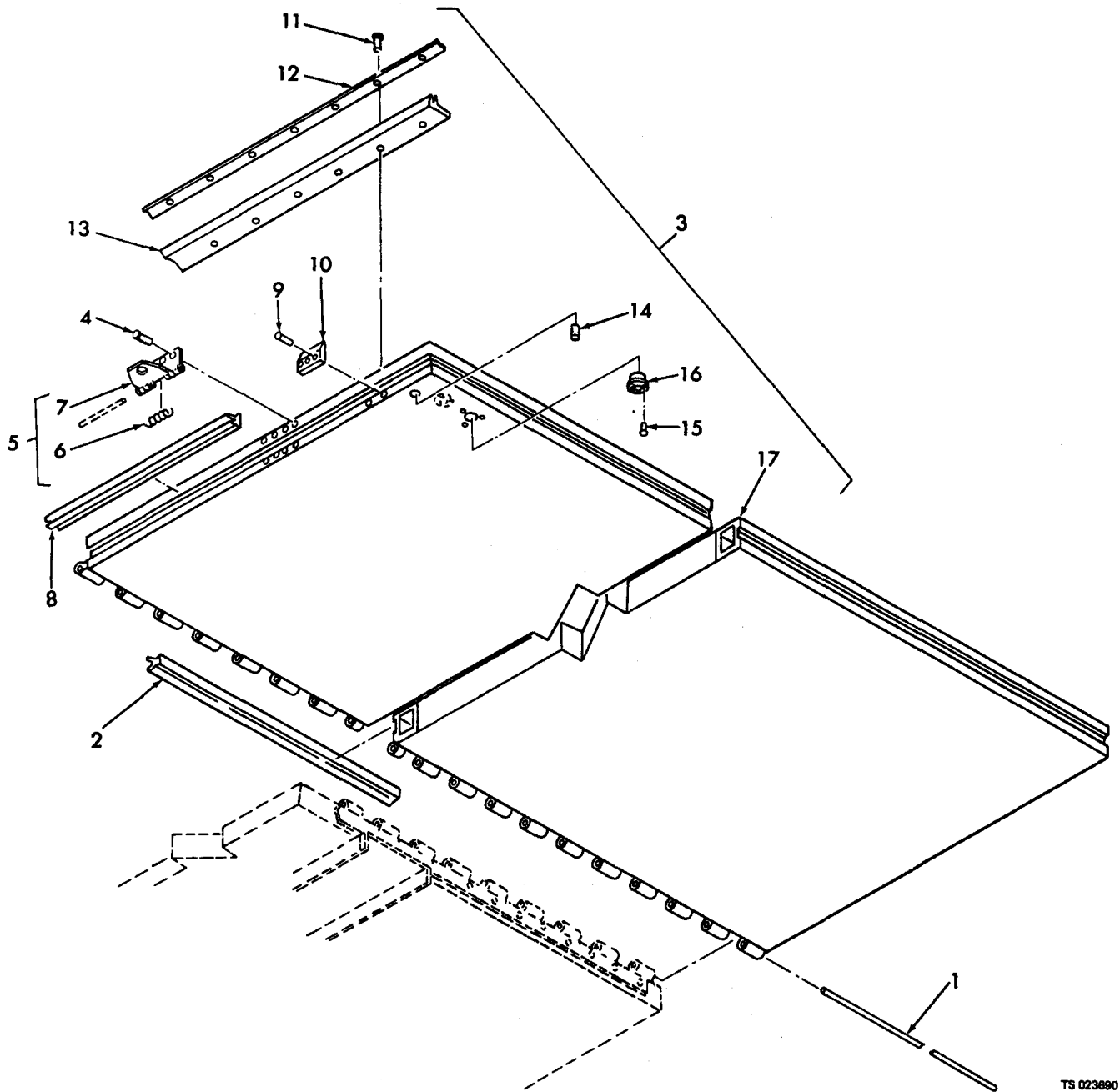
(1)	(2)	(3)	(4)	(5)	(6)	(7)	(8)	
ILLUSTRATION								
(A)	(B)	NATIONAL			DESCRIPTION		QTY	
FIG	ITEM	SMR	STOCK	PART			INC	
NO	NO	CODE	NUMBER	NUMBER	FSCM	USABLE ON CODE	U/M	
							UNIT	
14	3	PAFZZ	5340-01-032-3081	434-1064-101	05699	HINGE ASSEMBLY	EA	1
14	4	XA		434-1064-1	05699	PIN, HINGE	EA	1
14	5	XA		3096400-169-1	25500	HINGE HALF	EA	1
14	6	XA		3096400-169-3	25500	HINGE HALF	EA	1
14	7	PAOZZ	5320-00-274-8149	1604-0412	19738	RIVET, BLIND: SEAL STRIP MTG	EA	106
14	8	XDOZZ		434-1061-3	05699	STRIP, SEAL	EA	4
14	9	PAOZZ		313056	05699	SEAL, RUBBER	IN	V
14	10	PAFZZ	5305-00-925-7866	MS27039-4-15	96906	SCREW, MACHINE: JACK SUPPORT MTG	EA	4
14	11	PAFZZ	5310-00-933-8121	MS35338-139	96906	WASHER, LOCK: JACK SUPPORT MTG	EA	4
14	12	XDFZZ		3096200-155-1	25500	PLATE, JACK SUPPORT	EA	2
14	13	PAFZZ		BN532-428-1-11	73197	INSERT, SCREW THREAD	EA	4
14	14	PAOZZ		313057	05699	SEAL, RUBBER	IN	V
14	15	PAFZZ	5320-00-236-3929	1604-0615	19738	RIVET, BLING: LATCH MTG	EA	24
14	16	PAFZZ	5410-00-332-9249	3096400-151-1	25500	LATCH	EA	6
14	17	PAFZZ		1601-0613	19738	RIVET, BLIND: PAN MTG	EA	60
14	18	XDFZZ		3096400-155-3	25500	PAN	EA	6
14	19	PAFZZ	5320-01-032-1043	1601-0414	19738	RIVET, BLIND: RETAINER AND SEAL MTG	EA	23
14	20	PAFZZ		434-1051-7	05699	RETAINER STRIP	EA	1
14	21	PAFZZ	5330-01-031-6618	434-1051-13	05699	SEAL: ECU PANEL	EA	1
14	22	PAFZZ		434-1051-1	05699	RETAINER STRIP	EA	1
14	23	PAFZZ	5330-01-031-6617	434-1051-11	05699	SEAL: CLOSEOUT PANEL	EA	1
14	24	XDFHH		434-0801-101	05699	PANEL, HINGED SIDE	EA	1



TS 023691

(1) ILLUSTRATION		(2)	(3)	(4)	(5)	(6)	(7)	(8)
(a) FIG NO.	(b) ITEM NO.	SMR CODE	NATIONAL STOCK NUMBER	PART NUMBER	FSCM	DESCRIPTION  <i>USABLE ON CODE</i>	U/M	QTY INC IN UNIT
15	1	PAFZZ		434-0000-5	05699	PIN, HINGE: FIXED ROOF TO HINGED ROOF	EA	2
15	2	PAFZZ		313054	05699	SEAL, SILICONE RUBBER: FIXED ROOF TO HINGED ROOF PANEL	LN	V
15	3	XDFHH		434-0600-101	05699	ROOF ASSEMBLY, HINGED	EA	1
15	4	PAFZZ	5320-00-236-3929	1604-0615	19738	RIVET, BLIND: STRIKE CUP MTG	EA	30
15	5	XDFZZ		434-1071-1	05699	CUP, STRIKE	EA	10
15	6	PAOZZ	5410-01-031-6419	600380	05699	FITTING ASSEMBLY: LIGHT MTG	EA	8
15	7	XDFZZ		434-0601-101	05699	PANEL, HINGED ROOF	EA	1

Figure 15. Hinged roof assembly.

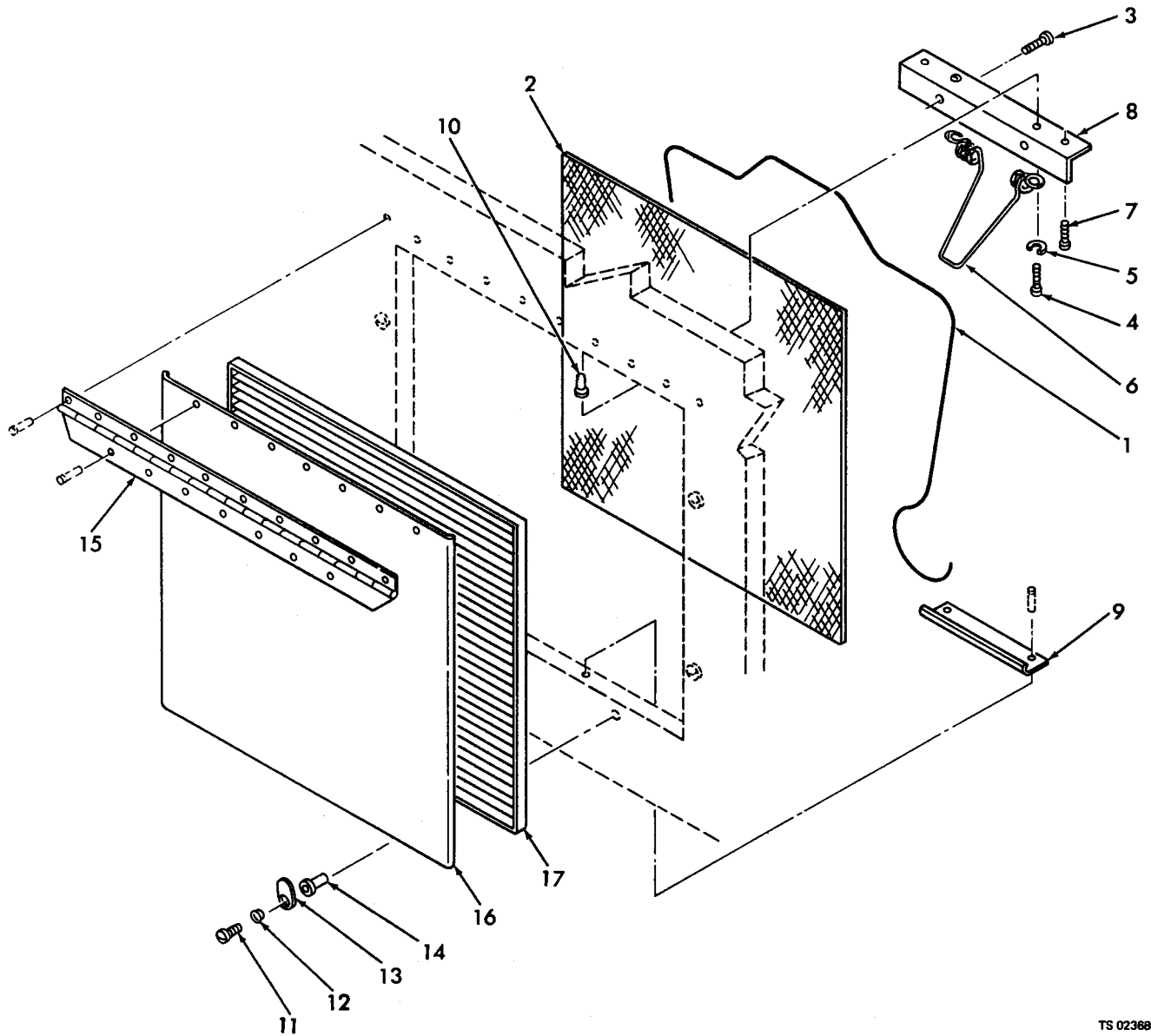


TS 023890

(1) ILLUSTRATION		(2)	(3)	(4)	(5)	(6) DESCRIPTION	(7)	(8)
(a) FIG NO	(b) ITEM NO.	SMR CODE	NATIONAL STOCK NUMBER	PART NUMBER	FSCM	USABLE ON CODE	U/M	QTY INC IN UNIT
16	1	PAFZZ		434-0000-5	05699	PIN, HINGE: HINGED FLOOR TO FIXED FLOOR ATTACHMENT	EA	2
16	2	PAFZZ		313055	05699	SEAL, SILICONE RUBBER: FIXED FLOOR TO HINGED FLOOR	IN	V

Figure 16. Hinged floor panel assembly.

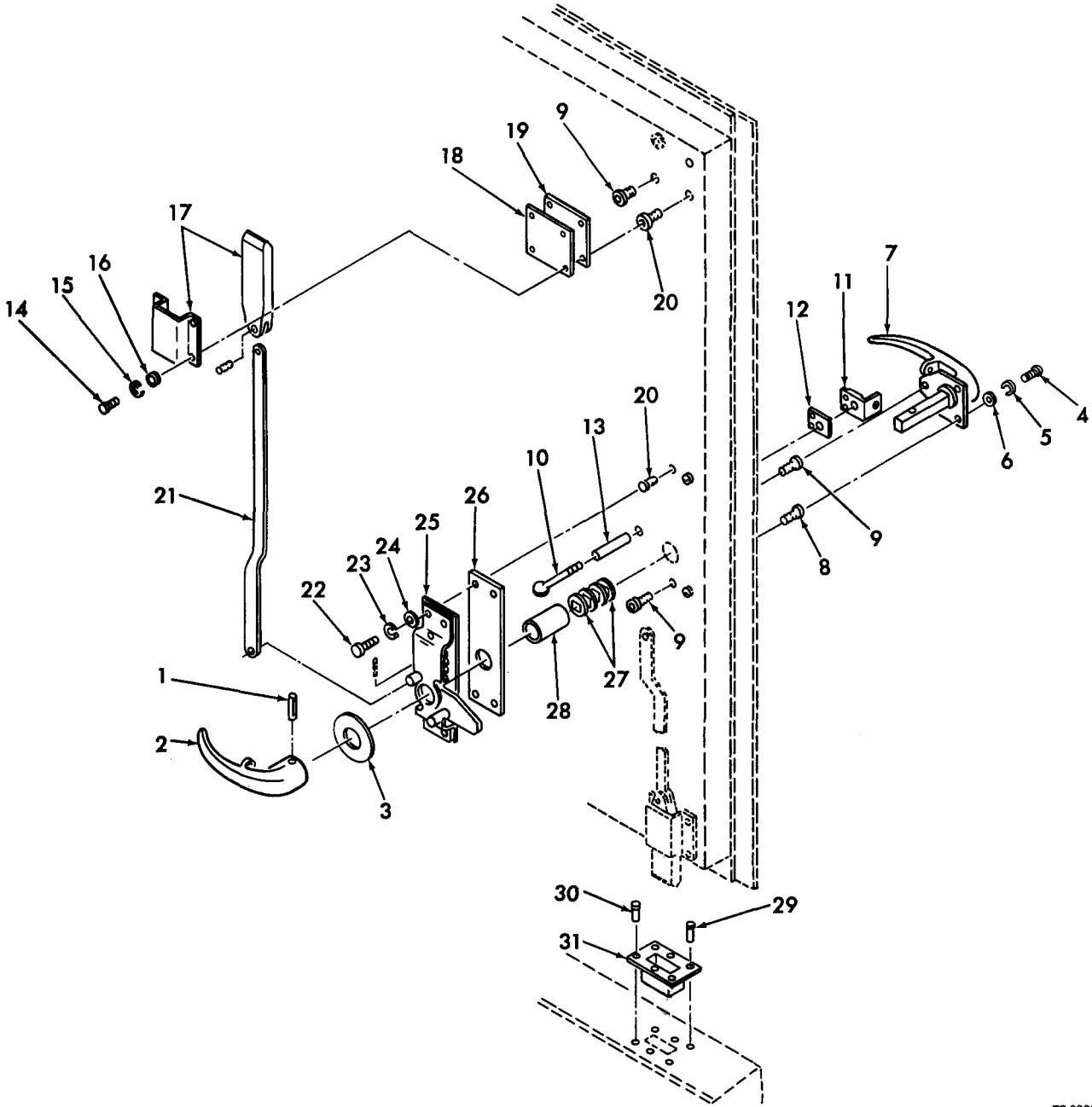
(1)	(2)	(3)	(4)	(5)	(6)	(7)	(8)
ILLUSTRATION		NATIONAL			DESCRIPTION		QTY
(A)	(B)	STOCK	PART	FSCM		USABLE ON CODE	INC
FIG	ITEM	SMR	NUMBER	NUMBER			IN
NO	NO	CODE	NUMBER	NUMBER			UNIT
16	3	XDFZZ		434-0500-101	05699	PANEL ASSEMBLY, HINGED FLOOR	EA 1
16	4	PAOZZ	5320-00-721-5385	MS20600AD8W5	96906	RIVET, BLIND: HINGE MTG	EA 16
16	5	PAOZZ	5340-01-025-7630	434-1053-101	05699	HINGE ASSEMBLY: SAFETY CABLE	EA 2
16	6	XA		434-1053-3	05699	SPRING, TORSION	EA 1
16	7	XA		434-1053-1	05699	HINGE	EA 1
16	8	PAOZZ		313055	05699	SEAL, SILICONE RUBBER	IN V
16	9	PAOZZ	5305-00-059-3660	MS20601AD8W8	96906	RIVET, BLIND: STRIKE MTG	EA 4
16	10	PAOZZ		434-1011-3	05699	STRIKE	EA 2
16	11	PAOZZ	5320-00-814-8677	MS20601AD4W6	96906	RIVET, BLIND: SEAL STRIP MTG	EA 56
16	12	XDOZZ		434-1061-1	05699	STRIP, SEAL	EA 2
16	13	PAOZZ		313060	05699	SEAL, RUBBER	IN V
16	14	PAFZZ		BN527-624-2	73197	NUT, BLIND	EA 2
16	15	PAFZZ		1601-0412	19738	RIVET, BLIND: GROMMET MTG	EA 12
16	16	XDFZZ		434-1088-1	05699	GROMMET	EA 4
16	17	XDFHH		434-0501-101	05699	PANEL, HINGED FLOOR	EA 1
17		XDFZZ		3096500-020-103	25500	VENT INSTALLATION, PERSONNEL AND CARGO DOORS	EA 1
17	1	PAOZZ		3096500-199-1	25500	RETAINER, FILTER	EA 1
17	2	MOOZZ		3096500-020	25500	FILTER, AIR MAKE FROM FILTER MATERIAL P/N 2072K2	EA 1
17	3	PAOZZ	5305-00-753-7078	MS24621-31	96906	SCREW, TAPPING	EA 1
17	4	XDFZZ		MS21094-1003	96906	BOLT, SELF-LOCKING: SPRING-MTG	EA 2
17	5	PAFZZ	5310-00-167-0834	AN960-10L	88044	WASHER, FLAT: SPRING MTG	EA 2
17	6	XDOZZ		3096500-162-1	25500	SPRING, RETAINER	EA 1
17	7	PAFZZ		1601-0613	19738	RIVET, BLIND: ANGLE, HINGE AND VENT DOOR MTG	EA 21
17	8	XA		3096500-148-3	25500	ANGLE, UPPER	EA 1
17	9	XA		3096500-148-1	25500	ANGLE, LOWER	EA 1
17	10	PAFZZ	5320-01-032-1042	BN527-1032-2	73197	NUT, BLIND	EA 2
17	11	PAFZZ	5305-00-957-7824	MS24693S270	96906	SCREW, MACHINE: LUG MTG	EA 6
17	12	XDFZZ		10NCC	19738	CAP: LUG MTG	EA 6



TS 023680

(1) ILLUSTRATION (a) FIG NO.	(2) ITEM NO. (b)	(3) SMR CODE	(4) NATIONAL STOCK NUMBER	(5) PART NUMBER	(6) FSCM	(7) DESCRIPTION  USABLE ON CODE	(8) QTY INC IN UNIT U/M
17	13	XDFZZ		3096500-164-1	25500	LUG	EA 6
17	14	XDFZZ		9507-10	19738	INSERT: LUG MTG	EA 6
17	15	PAFZZ		3096500-165-1	25500	HINGE, VENT DOOR	EA 1
17	16	XDFZZ		3096500-161-1	25500	DOOR, VENT	EA 1
17	17	XA		3096400-183-10	25500	LOUVER, STAT IONARY	EA 1

Figure 17. Personnel and right cargo doors vent installation.

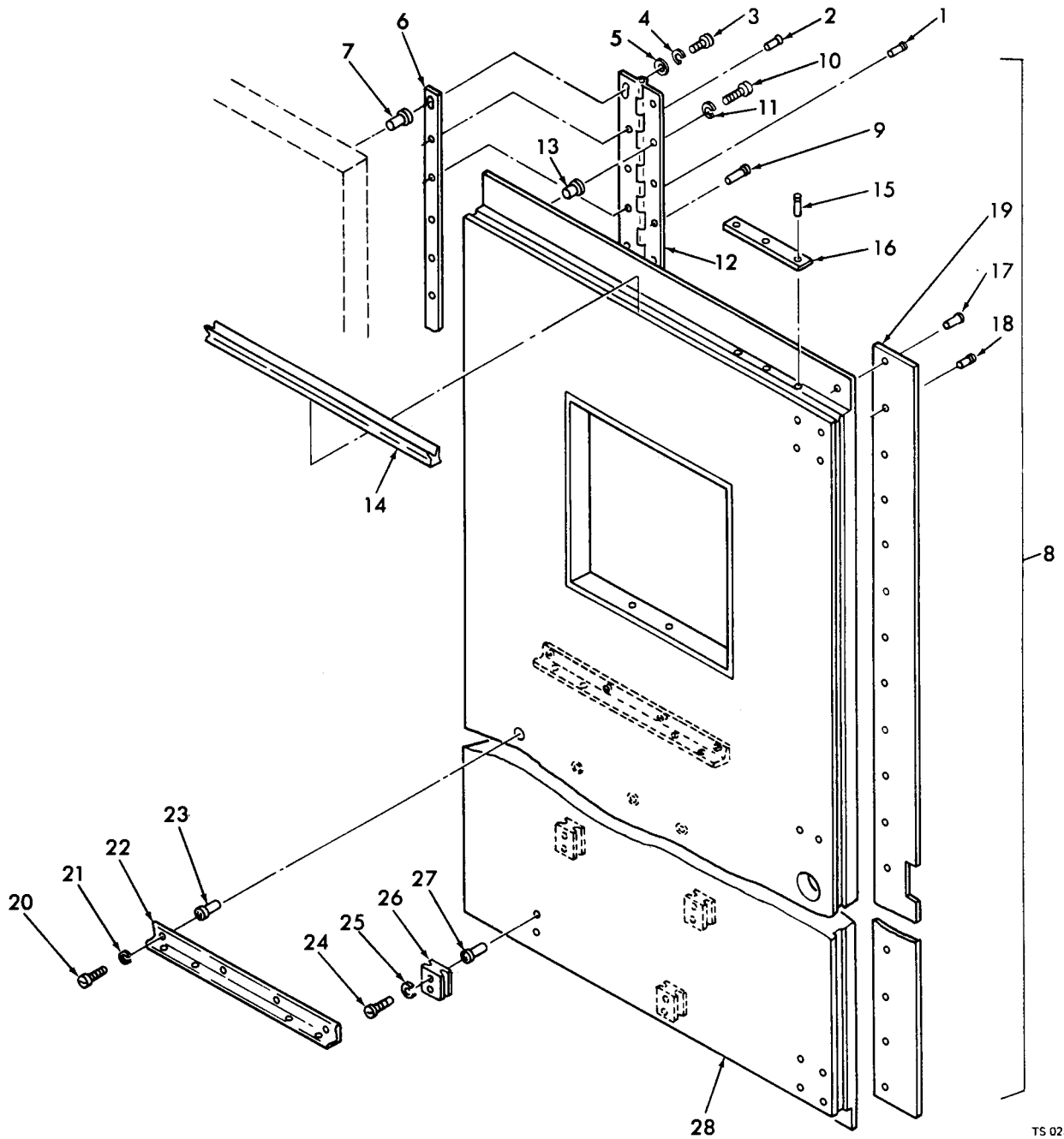


TS 023678

(1) ILLUSTRATION		(2)	(3)	(4)	(5)	(6)	(7)	(8)
(a) FIG NO.	(b) ITEM NO.	SMR CODE	NATIONAL STOCK NUMBER	PART NUMBER	FSCM	DESCRIPTION	U/M	QTY INC IN UNIT
18	1	PAOZZ	5315-01-032-3060	GP1-250X1625-12	73957	PIN, GROOVE	EA	1
18	2	PAOZZ	5340-00-974-9847	AL15818	19220	HANDLE, INSIDE	EA	1
18	3	PAOZZ	5310-00-103-0630	AL15926	19220	WASHER	EA	1

Figure 18. Personnel and right cargo doors handle and lock.

(1)	(2)	(3)	(4)	(5)	(6)	(7)	(8)
ILLUSTRATION							
(A)	(B)	NATIONAL			DESCRIPTION		QTY
FIG	ITEM	STOCK	PART	FSCM		USABLE ON CODE	INC
NO	NO	NUMBER	NUMBER				IN
							UNIT
18	4	PAOZZ 5306-00-151-1427	AN4-5A	88044	BOLT, MACHINE: HANDLE MTG	EA	3
18	5	PAOZZ 5310-00-933-8121	MS35338-139	96906	WASHER, LOCK: HANDLE MTG	EA	3
18	6	PAOZZ 5310-00-531-9515	AN960C416	96906	WASHER, FLAT: HANDLE MTG	EA	3
18	7	PAOZZ 5340-01-032-1036	3096500-167-3	25500	HANDLE, OUTSIDE (USE ONLY ON PERSONNEL DOOR)	EA	1
18	7	PAOZZ 5340-01-032-1040	434-1073-1	05699	HANDLE, OUTSIDE (USE ONLY ON RIGHT CARGO DOOR)	EA	1
18	8	PAFZZ 5320-00-106-4910	BN527-428-3	73197	NUT, BLIND	EA	2
18	9	PAFZZ 5320-01-032-3030	BN532-428-1-23	73197	INSERT, SCREW THREAD	EA	5
18	10	PAOZZ 5305-00-454-0376	MS21316-39	96906	THUMBSCREW: (USE ONLY ON RIGHT CARGO DOOR)	EA	1
18	11	PAOZZ	15906	19220	BRACKET, LOCK: (USE ONLY ON RIGHT CARGO DOOR)	EA	1
18	12	PAOZZ 5330-01-031-6619	3096500-010-11	25500	SEAL: (USE ONLY ON RIGHT CARGO DOOR)	EA	1
18	13	XDFZZ	3096500-010-13	25500	SLEEVE: (USE ONLY ON RIGHT CARGO DOOR)	EA	1
18	14	PAOZZ 5306-00-151-1424	AN4-10A	88044	BOLT, MACHINE: CASE BOLT MTG	EA	8
18	15	PAOZZ 5310-00-933-8121	MS35338-139	96906	WASHER, LOCK: CASE BOLT MTG	EA	8
18	16	PAOZZ 5310-00-531-9515	AN960C416	88044	WASHER, FLAT: CASE BOLT MTG	EA	8
18	17	XDOZZ	311	2782	BOLT WITH CASE	EA	2
18	18	XDFZZ	434-1075-1	05699	SHIM: BOLT CASE	EA	2
18	19	XDFZZ	3096500-010-15	25500	SPACER: BOLT CASE	EA	2
18	20	PAFZZ	BN527-428-4	73197	NUT, BLIND	EA	8
18	21	XDOZZ	434-1076-1	05699	ROD, LOCK	EA	2
18	22	PAOZZ 5306-00-151-1424	AN4-10A	88044	BOLT, MACHINE: CENTER CASE MTG (USE ONLY ON PERSONNEL DOOR)	EA	4
18	22	PAOZZ 5306-00-515-8064	AN4-7A	88044	BOLT, MACHINE: CENTER CASE MTG (USE ONLY ON RIGHT CARGO DOOR)	EA	4
18	23	PAOZZ 5310-00-933-8121	MS35338-139	96906	WASHER, LOCK: CENTER CASE MTG	EA	4
18	24	PAOZZ 5310-00-531-9515	AN960C416	88044	WASHER, FLAT: CENTER CASE MTG	EA	4
18	25	XDOZZ	AL23-5624-50	19220	CASE ASSEMBLY, CENTER	EA	1
18	26	XDFZZ	3096500-010-17	255000	SPACER (USE ONLY ON PERSONNEL DOOR)	EA	1
18	27	PAFZZ 5310-01-032-1038	3096500-010-7	25500	WASHER, RUBBER	EA	4
18	28	XDFZZ	3096500-010-9	25500	TUBE	EA	1
18	29	PAFZZ	MS90353-0508	96906	FASTENER, BLIND: BOX MTG	EA	3
18	30	PAFZZ 5320-00-582-3275	MS20601AD4W5	96906	RIVET, BLIND: BOX MTG	EA	3
18	31	XDFZZ	3096200-157-1	25500	BOX, DOOR STRIKER	EA	1



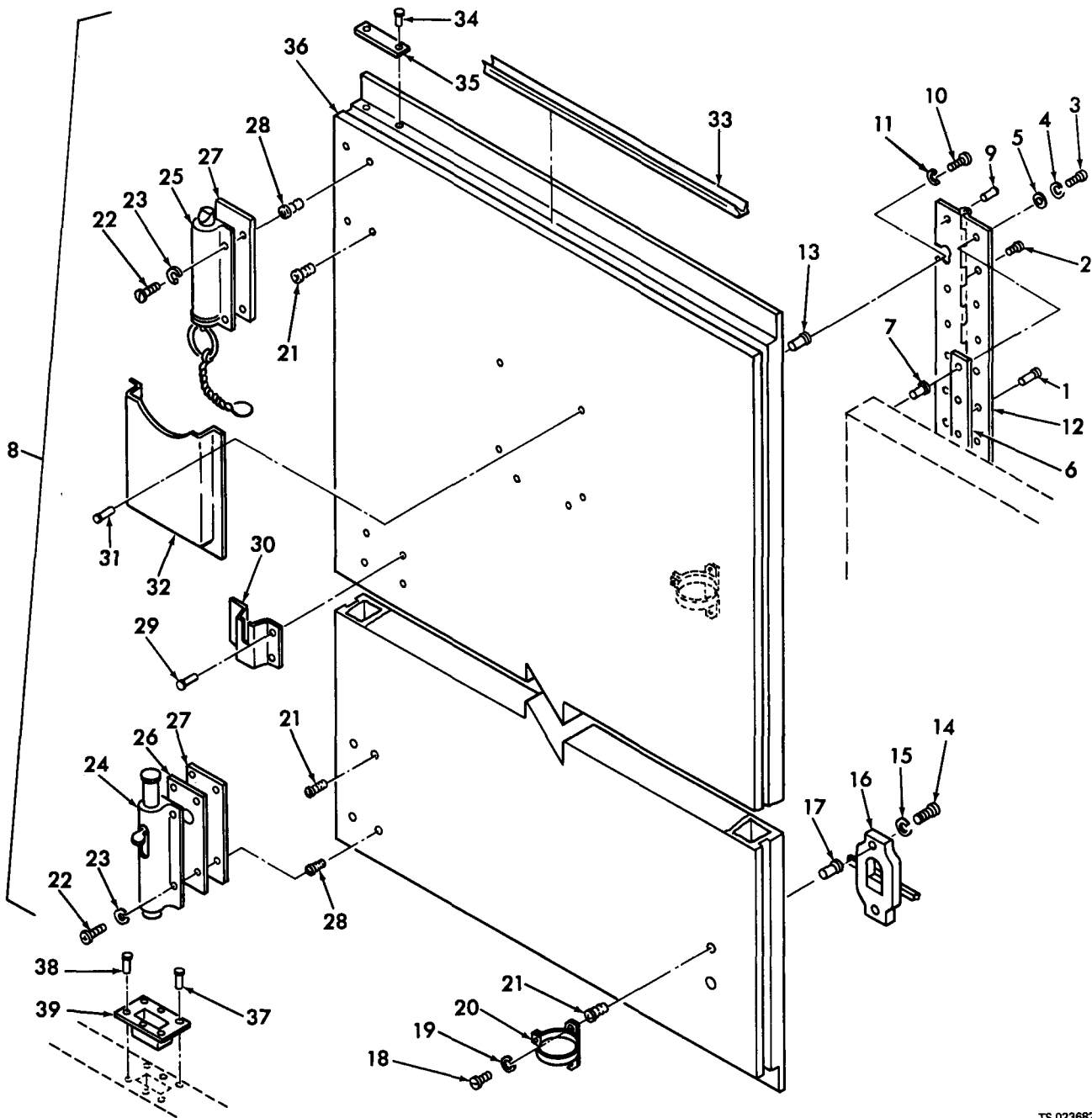
TS 023679

(1) ILLUSTRATION		(2)	(3)	(4)	(5)	(6)	(7)	(8)
(a) FIG NO.	(b) ITEM NO.	SMR CODE	NATIONAL STOCK NUMBER	PART NUMBER	FSCM	DESCRIPTION	U/M	QTY INC IN UNIT
19	1	PAFZZ	5320-00-813-4144	MS20600AD6W7	96906	RIVET, BLIND: DOOR MTG	EA	22
19	2	PAFZZ	5320-00-833-9394	MS90354-0808	96906	FASTENER, BLIND: DOOR MTG	EA	5

Figure 19. Personnel and right cargo doors assembly.



(1)	(2)	(3)	(4)	(5)	(6)	(7)	(8)
ILLUSTRATION							
(A)	(B)	NATIONAL			DESCRIPTION		QTY
FIG	ITEM	STOCK	PART				INC
NO	NO	NUMBER	NUMBER	FSCM		USABLE ON CODE	IN
							UNIT
							U/M
19	3	PAOZZ 5305-00-071-2095	MS51958-83	96906	SCREW, MACHINE: DOOR MTG		EA 2
19	4	PAOZZ 5310-00-933-8121	MS35338-139	96906	WASHER, LOCK: DOOR MTG		EA 2
19	5	PAOZZ 5310-00-531-9515	AN960C416	88044	WASHER, FLAT: DOOR MTG		EA 2
19	6	PAFZZ 5365-01-032-3095	434-0000-1	05699	SPACER, HINGE: PLASTIC, 82.00 X 1.75 X 0.23 IN. THK		EA 1
19	7	PAFZZ 5320-00-106-4910	BN527-428-3	73197	NUT, BLIND		EA 2
19	8	XDFHH	434-1100-101	05699	DOOR ASSEMBLY, PERSONNEL: (COMPONENTS SAME AS P/N 434-1200-101, EXCEPT AS INDICATED)		EA 1
19	8	XDFHH	434-1200-101	05699	DOOR ASSEMBLY, CARGO: RIGHT (COMPONENTS SAME AS P/N 434-1100-101, EXCEPT AS INDICATED)		EA 1
19	9	PAFZZ 5320-00-582-3301	MS20600AD6W5	96906	RIVET, BLIND: DOOR HINGE MTG		EA 25
19	10	PAOZZ 5305-00-059-5432	MS51958-82	96906	SCREW, MACHINE: DOOR HINGE MTG		EA 2
19	11	PAOZZ 5310-00-933-8121	MS35338-139	96906	WASHER, LOCK: DOOR HINGE MTG		EA 2
19	12	PAFZZ	434-1074-1	05699	HINGE, DOOR		EA 1
19	13	PAFZZ 5320-00-106-4910	BN527-428-3	73197	NUT, BLIND		EA 2
19	14	PAOZZ	313055	05699	SEAL, RUBBER		IN V
19	15	PAFZZ 5320-01-004-4137	1604-0621	19738	RIVET, BLIND: BLOCK MTG		EA 6
19	16	XDFZZ	434-1090-1	05699	BLOCK		EA 2
19	17	PAFZZ 5320-00-660-1281	MS20426AD6-10	96906	RIVET, SOLID: CLOSING STRIP MTG (USE ONLY ON P/N 434-1200-101)		EA 2
19	18	PAFZZ 5320-00-582-3301	MS20600AD6W5	96906	RIVET, BLIND: CLOSING STRIP MTG (USE ONLY ON P/N 434-1200-101)		EA 20
19	19	XDFZZ	434-1042-1	05699	STRIP, CLOSING (USE ONLY ON P/N 434-1200-101)		EA 1
19	20	PAOZZ 5305-00-114-1977	MS27039-5-11	96906	SCREW, MACHINE: JACK ANGLE MTG		EA 8
19	21	PAOZZ 5310-00-407-9566	MS35338-45	96906	WASHER, LOCK: JACK ANGLE MTG		EA 8
19	22	XDOZZ	3096500-197-1	25500	ANGLE, JACK SUPPORT		EA 2
19	23	PAFZZ	BN532-524-1-22	73197	INSERT, SCREW THREAD		EA 8
19	24	PAOZZ 5305-00-925-7866	MS27039-4-15	96906	SCREW, MACHINE: JACK PLATE MTG		EA 8
19	25	PAOZZ 5310-00-071-2095	MS35338-139	96906	WASHER, LOCK: JACK PLATE MTG		EA 8
19	26	XDFZZ	3096200-155-1	25500	PLATE, JACK SUPPORT		EA 4
19	27	PAFZZ 5320-01-032-3030	BN532-428-1-23	73197	INSERT, SCREW THREAD		EA 8
19	28	XDFZZ	434-1101-101	05699	PANEL ASSEMBLY PERSONNEL DOOR (USE ONLY ON P/N 434-1100-101)		EA 1
19	28	XDFZZ	434-1201-101	05699	PANEL ASSEMBLY, CARGO DOOR (USE ONLY ON P/N 434-1200-101)		EA 1

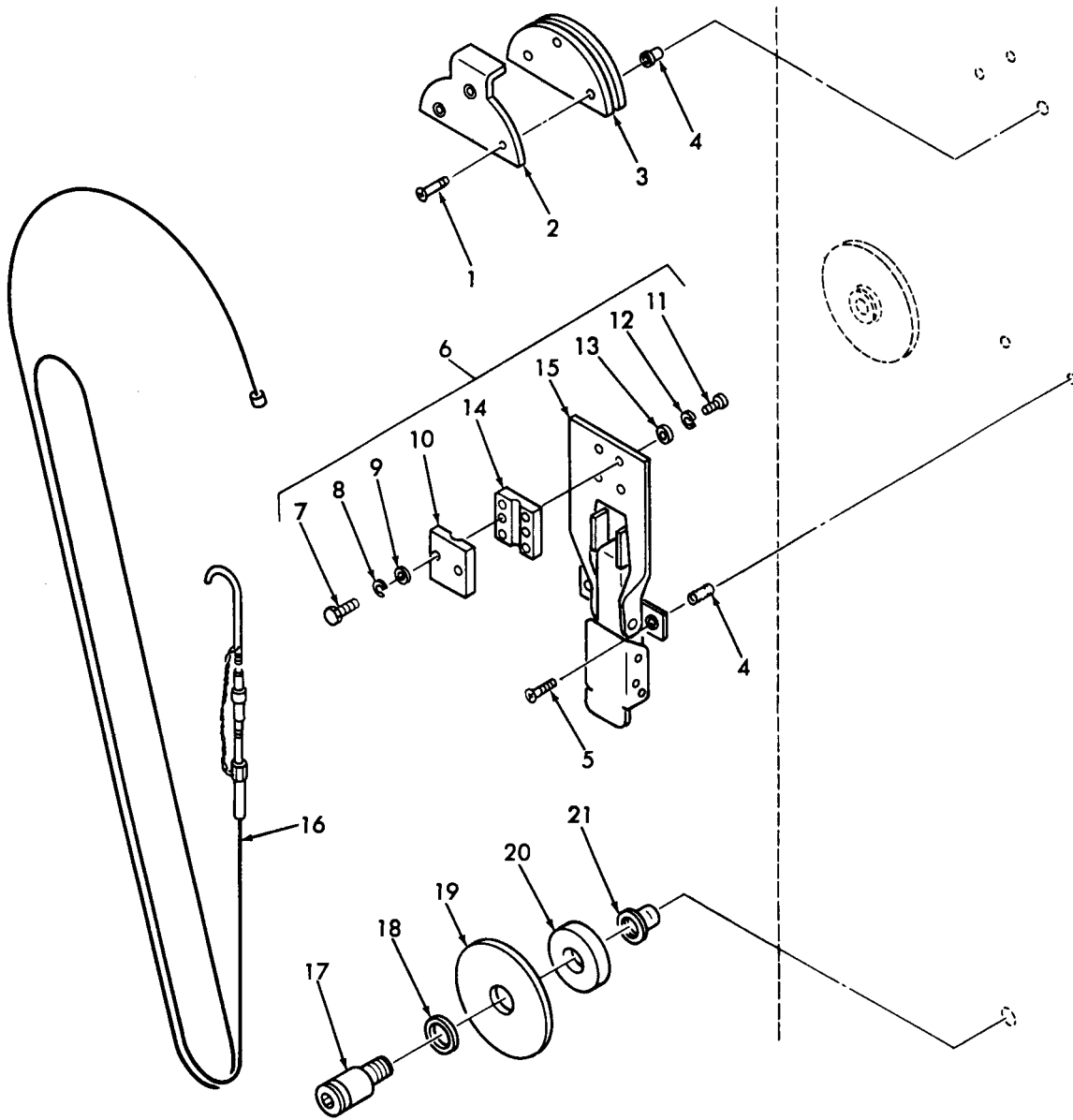


TS 023682

(1) ILLUSTRATION		(2)	(3)	(4)	(5)	(6)	(7)	(8)
(a) FIG NO.	(b) ITEM NO.	SMR CODE	NATIONAL STOCK NUMBER	PART NUMBER	FSCM	DESCRIPTION	U/M	QTY INC IN UNIT
20	1	PAFZZ	5320-00-813-4144	MS20600AD6W7	96906	RIVET, BLIND: LEFT CARGO DOOR MTG	EA	22
20	2	PAFZZ	5320-00-883-9394	MS90354-0808	96906	FASTENER, BLIND: LEFT CARGO DOOR MTG	EA	5

Figure 20. Left cargo door assembly.

(1)	(2)	(3)	(4)	(5)	(6)	(7)	(8)
ILLUSTRATION							
(A)	(B)	NATIONAL			DESCRIPTION		QTY
FIG	ITEM	STOCK	PART	FSCM		USABLE ON CODE	INC
NO	NO	NUMBER	NUMBER				IN
							UNIT
20	3	PAOZZ 5305-00-071-2095	MS51958-83	96906	SCREW, MACHINE: LEFT CARGO DOOR MTG		EA 2
20	4	PAOZZ 5310-00-933-8121	MS35338-139	96906	WASHER, LOCK: LEFT CARGO DOOR MTG		EA 2
20	5	PAOZZ 5310-00-531-9515	AN960C416	88044	WASHER, FLAT: LEFT CARGO DOOR MTG		EA 2
20	6	PAFZZ 5365-01-032-3095	434-0000-1	05699	SPACER, HINGE: PLASTIC, 82.00 X 1.75 X 0.23 IN. THK		EA 1
20	7	PAFZZ 5310-00-106-4910	BN527-428-3	73197	NUT, BLIND		EA 2
20	8	XDFHH	434-1250-101	05699	DOOR ASSEMBLY, CARGO: LEFT		EA 1
20	9	PAFZZ 5320-00-582-3301	MS20600AD6W5	96906	RIVET, BLIND: HINGE MTG		EA 25
20	10	PAOZZ 5305-00-059-5432	MS51958-82	96906	SCREW, MACHINE: HINGE MTG		EA 2
20	11	PAOZZ 5310-00-933-8121	MS35338-139	96906	WASHER, LOCK: HINGE MTG		EA 2
20	12	PAFZZ	434-1074-1	05699	HINGE, DOOR		EA 1
20	13	PAFZZ 5320-00-106-4910	BN527-428-3	73197	NUT, BLIND		EA 2
20	14	PAOZZ 5305-00-177-5584	MS27039-5-13	96906	SCREW, MACHINE: STEP MTG		EA 8
20	15	PAOZZ 5310-00-974-6623	MS35338-140	96906	WASHER, LOCK: STEP MTG		EA 8
20	16	PAOZZ 5820-00-990-5354	575709	19220	STEP ASSEMBLY		EA 4
20	17	PAFZZ	BN532-524-1-22	73197	INSERT, SCREW THREAD		EA 8
20	18	PAOZZ 5305-00-989-7434	MS35207-263	96906	SCREW, MACHINE: CLAMP MTG		EA 4
20	19	PAOZZ 5310-00-045-3296	MS35338-43	96906	WASHER, LOCK: CLAMP MTG		EA 4
20	20	PAOZZ 5340-01-032-3094	TA5002BH9-02	84971	CLAMP		EA 2
20	21	PAFZZ 5320-01-032-3034	BN532-1032-1-24	73197	INSERT, SCREW THREAD		EA 6
20	22	PAOZZ 5305-00-082-6780	MS27039-1-12	96906	SCREW, MACHINE: FOOT AND CHAIN BOLT MTG		EA 8
20	23	PAOZZ 5310-00-045-3296	MS35338-43	96906	WASHER, LOCK: FOOT AND CHAIN BOLT MTG		EA 8
20	24	PAOZZ	3096500-181-1	25500	FOOT BOLT		EA 1
20	25	PAOZZ	3096500-181-3	99696	CHAIN BOLT		EA 1
20	26	XDOZZ	3096500-179-3	25500	SPACER, FOOT BOLT		EA 1
20	27	XDOZZ	3096500-179-1	25500	SPACER		EA 2
20	28	PAFZZ	BN527-1032-4	73197	NUT, BLIND		EA 6
20	29	PAFZZ	1601-0613	19738	RIVET, BLIND: BRACKET MTG		EA 8
20	30	XDFZZ	3096200-160-1	25500	BRACKET, EXTERIOR LIGHT		EA 2
20	31	PAFZZ	1601-0516	19738	RIVET, BLIND: MANUAL HOLDER MTG		EA 6
20	32	XDFZZ	3096200-188-1	25500	HOLDER, MANUAL		EA 1
20	33	PAOZZ	313055	05699	SEAL, RUBBER		IN V
20	34	PAFZZ 5320-01-004-4137	1604-0621	19738	RIVET, BLIND: BLOCK MTG		EA 4
20	35	XDOZZ	434-1090-1	05699	BLOCK, DOOR		EA 2
20	36	XDFHH	434-1251-101	05699	PANEL ASSEMBLY, LEFT CARGO DOOR		EA 1
20	37	PAFZZ	MS90353-0508	96906	FASTENER, BLIND: BOX MTG		EA 3
20	38	PAFZZ 5320-00-582-3275	MS20601AD4W5	96906	RIVET, BLIND: BOX MTG		EA 3
20	39	XDFZZ	3096200-157-1	25500	BOX, DOOR STRIKER		EA 1

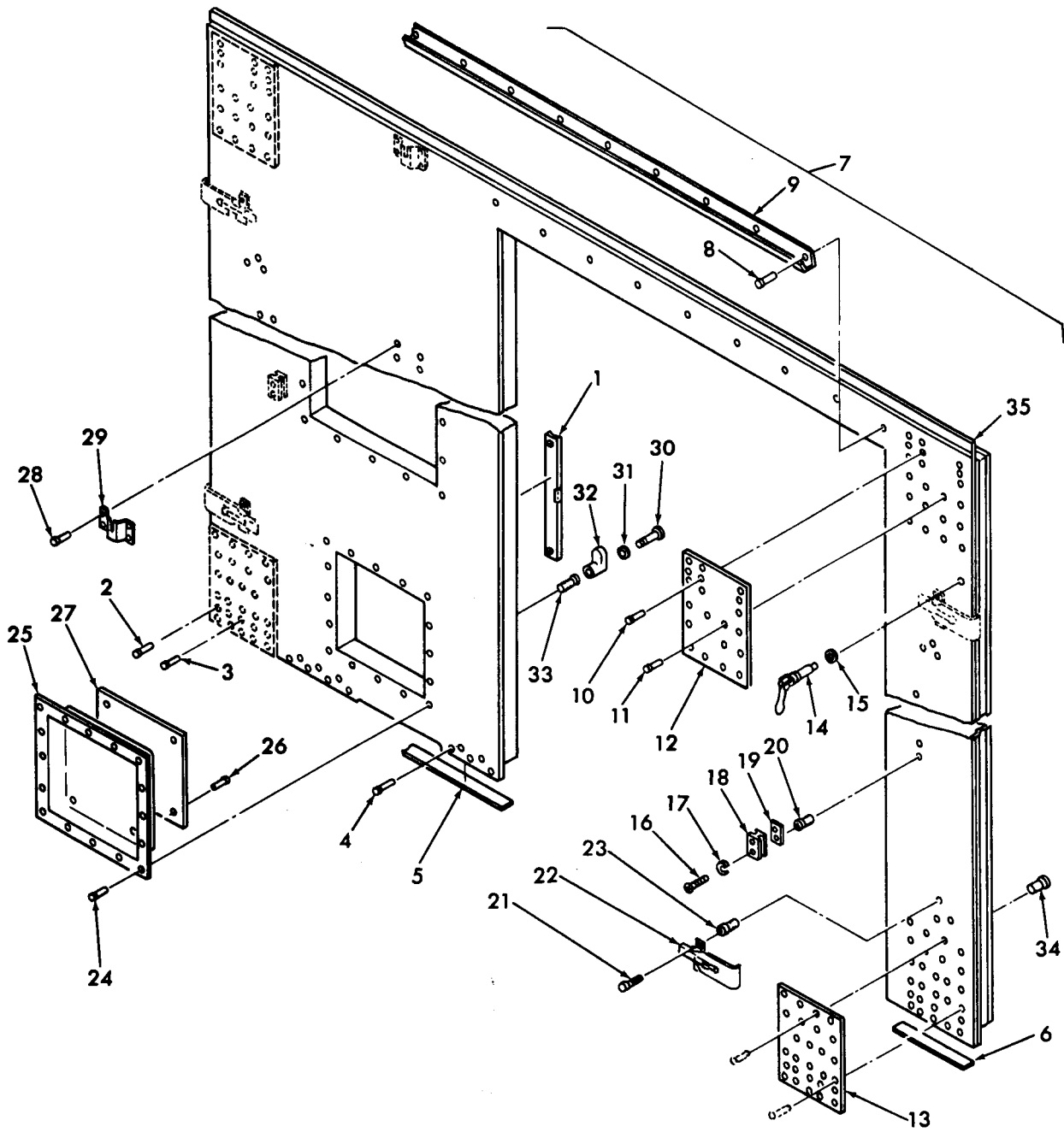


TS 023675

(1) ILLUSTRATION		(2)	(3)	(4)	(5)	(6)	(7)	(8)
(a) FIG NO.	(b) TEM	SMR CODE	NATIONAL STOCK NUMBER	PART NUMBER	FSCM	DESCRIPTION	USABLE ON CODE	QTY INC IN UNIT
21	1	PAOZZ	5305-00-957-7812	MS24693S276	96906	SCREW, MACHINE: CLIP MTG		EA 3
21	2	XDFZZ		434-1054-3	05699	CLIP, SAFETY CABLE		EA 1
21	3	PAFZZ		434-1054-1	05699	CAPSTAN, SAFETY CABLE		EA 1
21	4	PAFZZ	5320-01-032-3034	BNS32-1032- 24	73197	INSERT, SCREW THREAD		EA 7
21	5	PAOZZ	5305-00-957-7811	MS24693S276	96906	SCREW, MACHINE: SAFETY CABLE LATCH MTG		EA 4
21	6	PAFZZ	5340-01-032-3738	434-1057-101	05699	LATCH ASSEMBLY, SAFETY CABLE		EA 1

Figure 21. Safety cable, latch assembly and related park.

(1)	(2)	(3)	(4)	(5)	(6)	(7)	(8)
ILLUSTRATION							
(A)	(B)	NATIONAL		DESCRIPTION			QTY
FIG	ITEM	SMR	STOCK	PART			INC
NO	NO	CODE	NUMBER	NUMBER	FSCM	USABLE ON CODE	U/M UNIT
21	7	PAFZZ	5305-00-068-0506	MS90726-5	96906	SCREW, CAP: CLAMP MTG	EA 2
21	8	PAFZZ	5310-00-550-1130	MS35333-40	96906	WASHER, LOCK: CLAMP MTG	EA 2
21	9	PAFZZ	5310-00-809-4058	MS27183-10	96906	WASHER, FLAT: CLAMP MTG	EA 2
21	10	XDFZZ		434-1057-1	05699	CLAMP, SAFETY CABLE	EA 1
21	11	PAFZZ	5305-00-989-6265	MS35207-262	96906	SCREW, MACHINE: CLAMP MTG	EA 4
21	12	PAFZZ	5310-00-576-5752	MS35333-39	96906	WASHER, LOCK: CLAMP MTG	EA 4
21	13	PAFZZ	5310-00-809-8546	MS27183-8	96906	WASHER, FLAT: CLAMP MTG	EA 4
21	14	XDFZZ		434-1057-3	05699	CLAMP, SAFETY CABLE	EA 1
21	15	XAFZZ		VHC250-68S	98003	LATCH, SAFETY CABLE	EA 1
21	16	PAFZZ		434-1056-101	05699	CABLE ASSEMBLY, SAFETY	EA 1
21	17	PAOZZ		SPS12705L8F8D	56878	SCREW, SHOUDLER: RETAINER MTG	EA 2
21	18	PAOZZ	5310-00-167-0806	AN960C816	88044	WASHER, FLAT: RETAINER MTG	EA 2
21	19	XDFZZ		434-1054-5	05699	RETAINER, SAFETY CABLE	EA 2
21	20	XDFZZ		434-1054-7	05699	RETAINER, SAFETY CABLE	EA 2
21	21	PAFZZ		BN532-624-1-21	73197	INSERT, SCREW, THREAD	EA 2

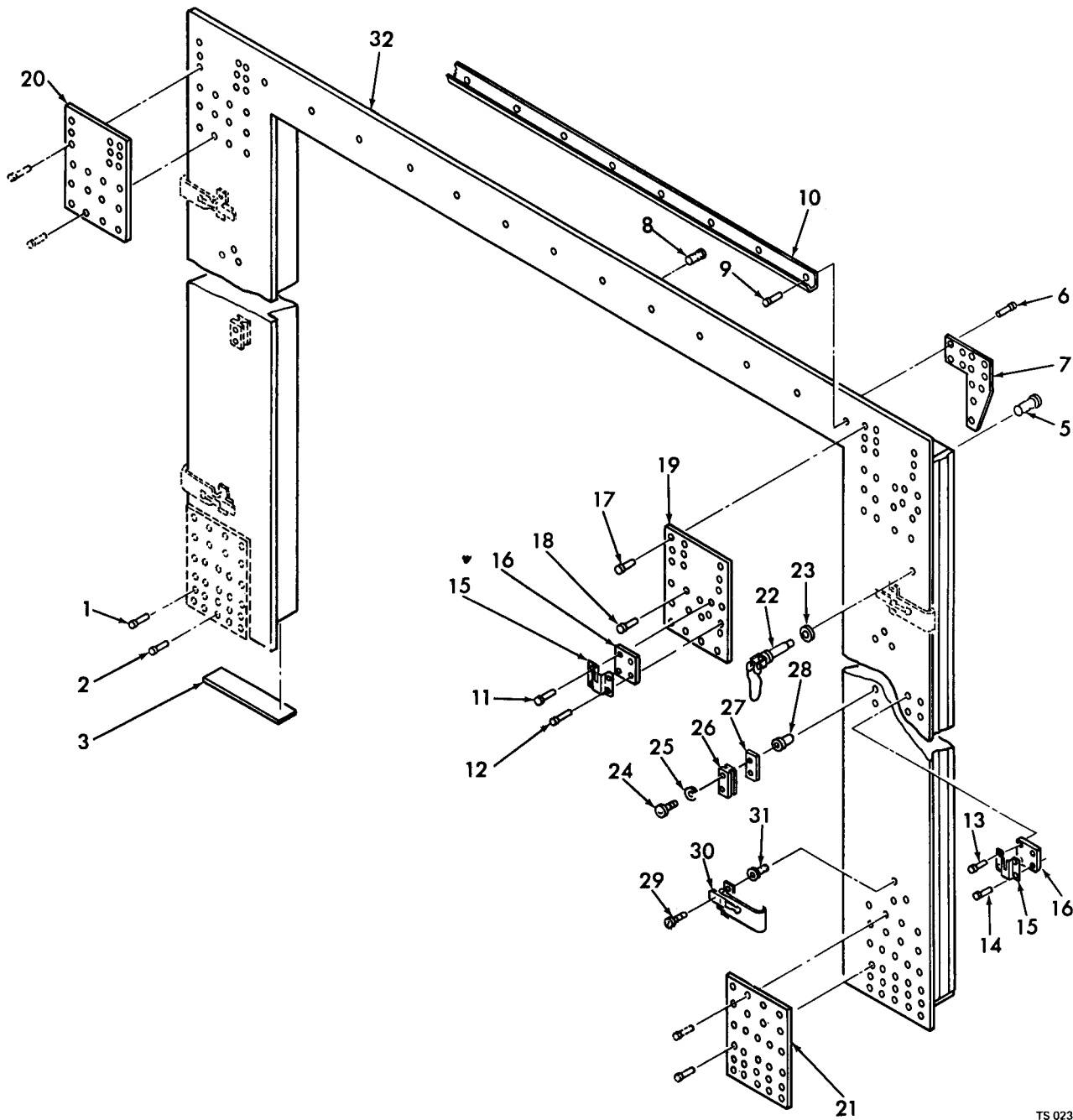


TS 023674

(1) ILLUSTRATION		(2)	(3)	(4)	(5)	(6)	(7)	(8)
(a) FIG NO.	(b) ITEM NO.	SMR CODE	NATIONAL STOCK NUMBER	PART NUMBER	FSCM	DESCRIPTION	USABLE ON CODE	QTY INC IN UNIT
22	1	PAOZZ	5120-00-720-7982	GGG -L-211	81348	LEVEL, TYPE 3, CLASS 1, STYLE A		EA 1
22	2	PAFZZ	5220-00-582-3301	MS20600AD8W7	96906	RIVET, BLIND: END PANEL MTG		EA 4

Figure 22. Personnel end fixed panel assembly.

(1)	(2)	(3)	(4)	(5)	(6)	(7)	(8)
ILLUSTRATION							QTY
(A)	(B)	NATIONAL			DESCRIPTION		INC
FIG	ITEM	STOCK	PART				IN
NO	NO	NUMBER	NUMBER	FSCM		USABLE ON CODE	U/M UNIT
22	3	PAFZZ 5320-00-883-9399	MS90354-0809	96906	FASTENER, BLIND: END PANEL MTG	EA	16
22	4	PAFZZ 5320-00-218-8180	MS90354-0806	96906	FASTENER, BLIND: END PANEL MTG	EA	12
22	5	PAFZZ 5365-01-032-3096	434-0000-9	05699	STRIP, SHIM: PLASTIC, 32.40 X 1.50 X 0.0660 IN. THK	EA	1
22	6	PAFZZ	434-0000-7	05699	STRIP, SHIM: PLASTIC, 8.40 X 1.50 X 0.0660 IN. THK	EA	1
22	7	XDFZZ	434-0300-101	05699	FIXED PANEL ASSEMBLY, PERSONNEL END	EA	1
22	8	PAFZZ 5320-01-032-1043	1601-0414	19738	RIVET, BLIND: DRIP CAP MTG	EA	16
22	9	XDFZZ	434-1003-1	05699	DRIP CAP	EA	1
22	10	PAFZZ 5320-00-582-3301	MS20600AD6W5	96906	RIVET, BLIND: UPPER AND LOWER PLATE MTG	EA	51
22	11	PAFZZ 5320-00-582-3276	MS20600AD6W4	96906	RIVET, BLIND: UPPER AND LOWER PLATE MTG	EA	25
22	12	XDFZZ	434-1062-1	05699	PLATE, REINFORCEMENT: UPPER	EA	2
22	13	XDFZZ	434-1063-1	05699	PLATE, REINFORCEMENT: LOWER	EA	2
22	14	PAOZZ	446418	05699	RECEPTACLE AND STUD ASSEMBLY	EA	2
22	15	PAOZZ	434-0300-3	05699	GASKET: 0.88 DIA X 0.12 IN. THK, SILICONE RUBBER, BLACK	EA	2
22	16	PAOZZ 5305-00-855-8215	MS27039-4-22	96906	SCREW, MACHINE: JACK SUPPORT MTG	EA	4
22	17	PAOZZ 5310-00-933-8121	MS35338-139	96906	WASHER, LOCK: JACK SUPPORT MTG	EA	4
22	18	XDFZZ	3096200-155-1	25500	PLATE, JACK SUPPORT	EA	2
22	19	XDFZZ	434-0300-5	05699	SPACER, SUPPORT PLATE	EA	2
22	20	PAFZZ 5320-01-032-3030	BN532-428-1-23	73197	INSERT, SCREW THREAD	EA	4
22	21	PAOZZ 5305-00-957-7811	MS24693S272	96906	SCREW, MACHINE: LATCH MTG	EA	12
22	22	PAOZZ 5340-00-088-6546	VHC250-69S	98003	LATCH	EA	4
22	23	PAFZZ 5320-01-032-3034	BN532-1032-1-24	73197	INSERT, SCREW THREAD	EA	12
22	24	PAFZZ 5320-00-236-3929	1604-0615	19738	RIVET, BLIND: PAN MTG	EA	16
22	25	XDFZZ	3096200-174-1	25500	PAN	EA	1
22	26	PAFZZ 5320-00-623-1768	1641-0621	19738	RIVET, BLIND: SPACER MTG	EA	4
22	27	XAFZZ	434-0300-1	05699	SPACER: 11.50 X 11.50 X 0.25 IN. THK NN-P-530 DOUGLASS FIR PLYWOOD	EA	1
22	28	PAFZZ	1601-0613	19738	RIVET, BLIND: BRACKET MTG	EA	8
22	29	XDFZZ	3096200-160-1	25500	BRACKET, OUTDOOR LIGHT	EA	2
22	30	PAOZZ 5305-00-993-2464	MS35207-288	96906	SCREW, MACHINE: MOUNT MTG	EA	2
22	31	PAOZZ 5310-00-531-9515	AN960C416	88044	WASHER, FLAT: MOUNT MTG	EA	2
22	32	XDOZZ	3096200-195-1	25500	MOUNT, LEVEL	EA	2
22	33	PAFZZ	BN527-428-4	73197	NUT, BLIND	EA	2
22	34	PAFZZ	BN527-1032-4	73197	NUT, BLIND	EA	4
22	35	XDFZZ	434-0301-101	05699	PANEL ASSEMBLY, PERSONNEL END	EA	1



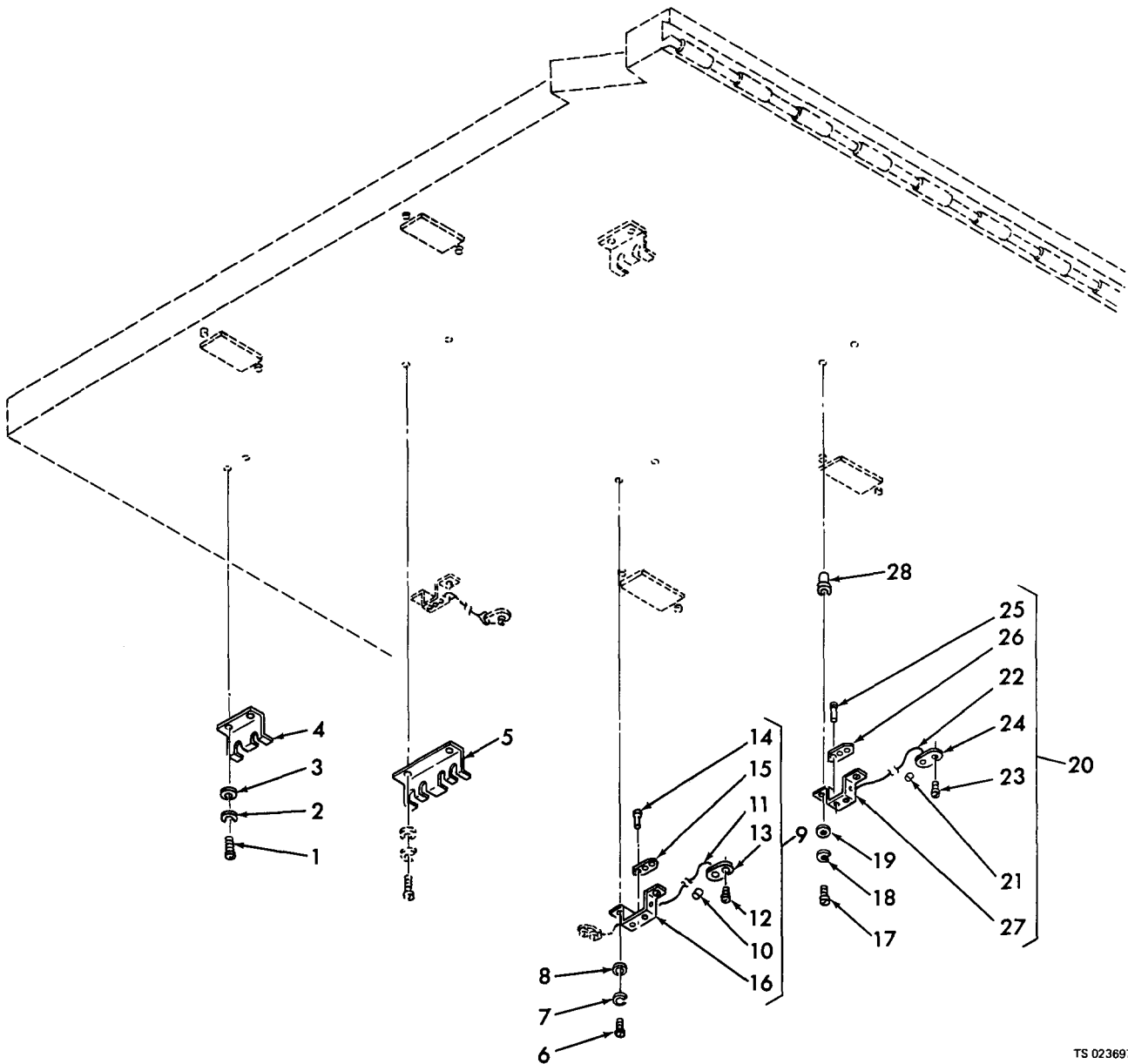
TS 023681

(1) ILLUSTRATION		(2)	(3)	(4)	(5)	(6)	(7)	(8)
(a) FIG NO.	(b) ITEM NO.	SMR CODE	NATIONAL STOCK NUMBER	PART NUMBER	FSCM	DESCRIPTION	U/M	QTY INC IN UNIT
23	1	PAFZZ	5320-00-582-3301	MS20600AD8W7	96906	RIVET, BLIND: ENDWALL MTG	EA	4
23	2	PAFZZ	5320-00-383-9399	MS90354-0809	96906	FASTENER, BLIND : ENDWALL MTG	EA	16

Figure 23. Cargo endwall assembly.



(1)	(2)	(3)	(4)	(5)	(6)	(7)	(8)	
ILLUSTRATION							QTY	
(A)	(B)	NATIONAL			DESCRIPTION		INC	
FIG	ITEM	SMR	STOCK	PART			IN	
NO	NO	CODE	NUMBER	NUMBER	FSCM	USABLE ON CODE	U/M	
							UNIT	
23	3	PAFZZ		434-0000-7	05699	STRIP, SHIM: PLASTIC, 8.40 X 1.50 X 0.060 IN. THK	EA	2
23	4	XDFHH		434-0400-101	05699	ENDWALL ASSEMBLY, CARGO	EA	1
23	5	PAFZZ		BN527-1032-4	73197	NUT, BLIND	EA	4
23	6	PAFZZ	5320-00-582-3499	MS20600AD6W6	96906	RIVET, BLIND: PLATE MTG	EA	26
23	7	XDFZZ		3096200-140-1	25500	PLATE, REINFORCEMENT	EA	2
23	8	PAFZZ		BN527-428-4	73197	NUT, BLIND	EA	6
23	9	PAFZZ	5320-01-032-1043	1601-0414	19738	RIVET, BLIND: DRIP CAP MTG	EA	26
23	10	XDFZZ		434-1003-3	05699	DRIP CAP	EA	1
23	11	PAFZZ	5320-00-753-3809	MS20600AD6W9	96906	RIVET, BLIND: BRACKET MTG	EA	2
23	12	PAFZZ	5320-00-821-1090	MS20600AD6W10	96906	RIVET, BLIND: BRACKET MTG	EA	2
23	13	PAFZZ	5320-00-582-3499	MS20600AD6W6	96906	RIVET, BLIND: BRACKET MTG	EA	2
23	14	PAFZZ	5320-00-616-4349	MS20600AD6W8	96906	RIVET, BLIND: BRACKET MTG	EA	2
23	15	XDFZZ		3096200-160-1	25500	BRACKET: OUTDOOR LIGHT	EA	2
23	16	XDFZZ		434-0400-5	05699	SPACER: OUTDOOR LIGHT BRACKET	EA	2
23	27	PAFZZ	5320-00-582-3301	MS20600AD6W5	96906	RIVET, BLIND: UPPER AND LOWER PLATE MTG	EA	55
23	28	PAFZZ	5320-00-582-3276	MS20600AD6W4	96906	RIVET, BLIND: UPPER AND LOWER PLATE MTG	EA	20
23	19	XDFZZ		434-1062-3	05699	PLATE, REINFORCEMENT: UPPER	EA	1
23	20	XDFZZ		434-1062-1	05699	PLATE, REINFORCEMENT: UPPER	EA	1
23	21	XDFZZ		434-1063-1	05699	PLATE, REINFORCEMENT: LOWER	EA	2
23	22	PAOZZ		446418	05699	RECEPTACLE AND STUD ASSEMBLY	EA	2
23	23	PAOZZ		434-0400-1	05699	GASKET: 0.88 DIA X 0.12 IN. THK SILICONE RUBBER, BLACK	EA	2
23	24	PAOZZ	5305-00-855-8215	MS27039-4-22	96906	SCREW, MACHINE: JACK SUPPORT MTG	EA	4
23	25	PAFZZ	5310-00-933-8121	MS35338-139	96906	WASHER, LOCK: JACK SUPPORT MTG	EA	4
23	26	XDFZZ		3096200-155-1	25500	PLATE, JACK SUPPORT	EA	2
23	27	XDFZZ		434-0400-3	05699	SPACER: JACK SUPPORT PLATE	EA	2
23	28	PAFZZ		BN532-428-1-237	73197	INSERT, SCREW THREAD	EA	4
23	29	PAOZZ	5305-00-051-0227	MS24693C272	96906	SCREW, MACHINE: LATCH MTG	EA	16
23	30	PAOZZ	5340-00-088-6546	VHC250-69S	98003	LATCH	EA	4
23	31	PAFZZ	5320-01-032-3034	BN532-1032-1-24	73197	INSERT, SCREW THREAD	EA	16
23	32	XDFHH		434-0401-101	05699	PANEL ASSEMBLY, ENDWALL	EA	1

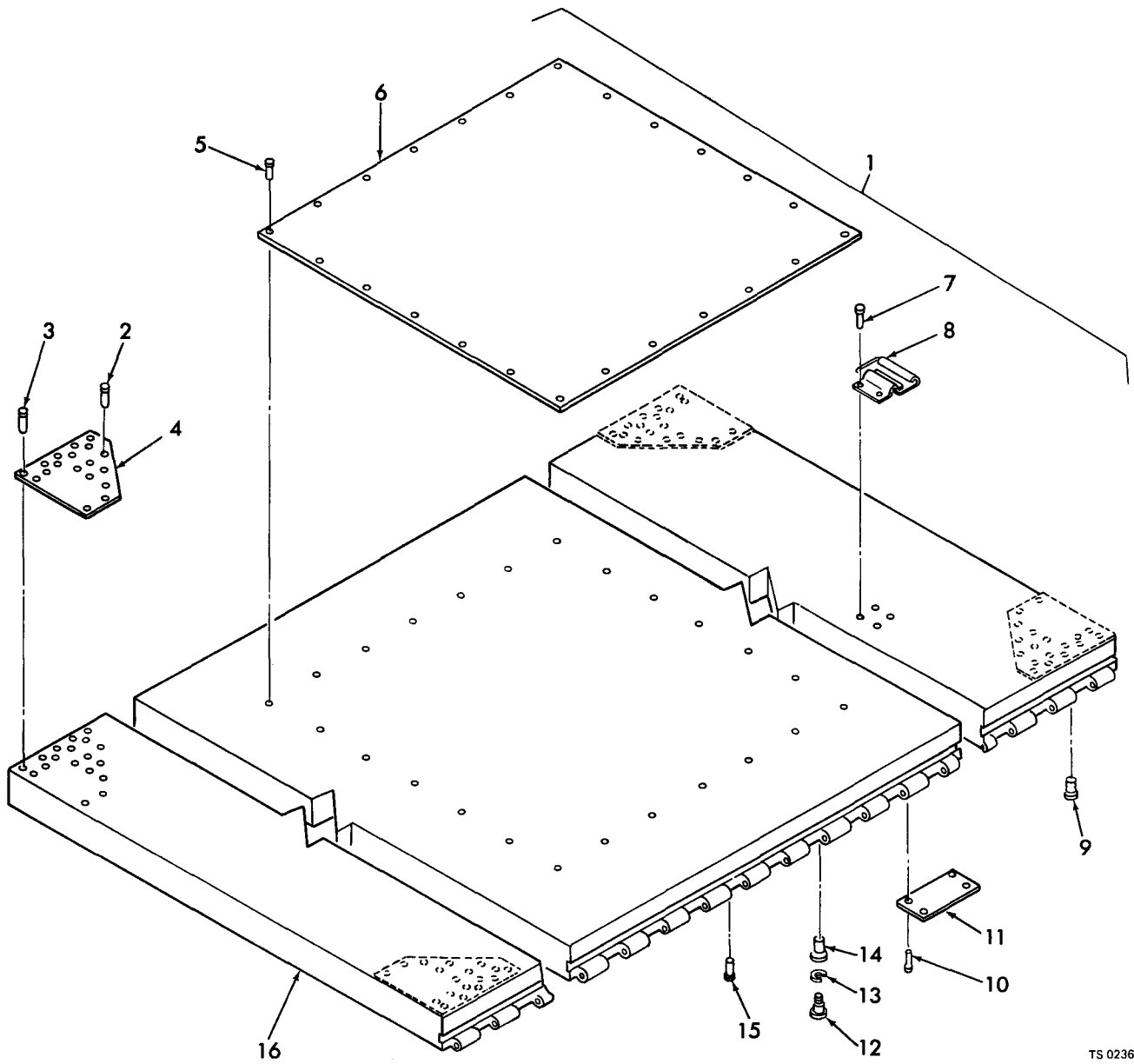


TS 023697

(1) ILLUSTRATION FIG NO.	(2) ITEM NO.	(3) SMR CODE	(4) NATIONAL STOCK NUMBER	(5) PART NUMBER	(6) FSCM	(7) DESCRIPTION  USABLE ON CODE	(8) QTY INC IN UNIT
24	1	PAFZZ	5305-00-925-9679	MS27039C1-08	96906	SCREW, MACHINE: BRACKET MTG	EA 6
24	2	PAFZZ	5310-00-045-3296	MS35338-43	96906	WASHER, LOCK: BRACKET MTG	EA 6
24	3	PAFZZ	5310-00-167-0801	AN960C10	88044	WASHER, FLAT: BRACKET MTG	EA 6
24	4	XDFZZ		3096200-192-3	25500	BRACKET, FAN STOWAGE: LEFT AND RIGHT	EA 2
24	5	XDFZZ		3096200-192-1	25500	BRACKET, FAN STOWAGE: CENTER	EA 1

Figure 24. Fan stowage installation.

(1)	(2)	(3)	(4)	(5)	(6)	(7)	(8)
ILLUSTRATION							
(A)	(B)	NATIONAL			DESCRIPTION		QTY
FIG	ITEM	STOCK	PART				INC
NO	NO	NUMBER	NUMBER	FSCM		USABLE ON CODE	IN
							UNIT
24	6	PAFZZ 5305-00-825-9679	MS27039C1-08	96906	SCREW, MACHINE: SUPPORT MTG	EA	2
24	7	PAFZZ 5310-00-045-3296	MS35338-43	96906	WASHER, LOCK: SUPPORT MTG	EA	2
24	8	PAFZZ 5310-00-167-0801	AN960C10	88044	WASHER, FLAT: SUPPORT MTG	EA	2
24	9	XDFZZ	3096200-194-103	25500	SUPPORT ASSEMBLY, FAN STOWAGE: CENTER	EA	1
24	10	PAFZZ	CP15-2-1-2P	94222	SLEEVE, NICROPRESS	EA	4
24	11	PAFZZ	1/16FLEX	94222	WIRE ROPE: CRES, 1/16 DIA X 10 IN. LG	EA	2
24	12	PAOZZ 5325-00-240-1854	FRBWW7500-10B3	08524	FASTENER, TURN-LOCK	EA	2
24	13	XDFZZ	3096200-191-1	25500	RETAINER	EA	2
24	14	PAFZZ 5320-00-117-6938	MS20426AD3-4	96906	RIVET, SOLID: NUT PLATE MTG	EA	4
24	15	PAFZZ 5310-00-778-2655	MS21059-3	96906	NUT, SELF-LOCKING, PLATE	EA	2
24	16	XDFZZ	3096200-193-3	25500	STANDOFF	EA	1
24	17	PAFZZ 5305-00-925-9679	MS27039C1-08	96906	SCREW, MACHINE: SUPPORT MTG	EA	4
24	18	PAFZZ 5310-00-045-3206	MS35338-43	96906	WASHER, LOCK: SUPPORT MTG	EA	4
24	19	PAFZZ 5310-00-167-0801	AN960C10	88044	WASHER, FLAT: SUPPORT MTG	EA	4
24	20	XDFZZ	3096200-194-101	25500	SUPPORT ASSEMBLY, FAN STOWAGE: LEFT AND RIGHT	EA	2
24	21	PAFZZ	CP15-2-1-2P	94222	SLEEVE, NICROPRESS	EA	2
24	22	PAFZZ	1/16FLEX	94222	WIRE ROPE: CRES, 1/16 DIA X 10. IN. LG	EA	1
24	23	PAOZZ 5325-00-240-1854	FRBWW7500-10B3	08524	FASTENER, TURN-LOCK	EA	1
24	24	XDFZZ	3096200-191-1	25500	RETAINER	EA	1
24	25	PAFZZ 5320-00-117-6938	MS20426AD3-4	96906	RIVET, SOLID: NUT PLATE MTG	EA	4
24	26	PAFZZ 5310-00-778-2655	MS21059-3	96906	NUT, SELF-LOCKING, PLATE	EA	1
24	27	XDFZZ	3096200-193-1	25500	STANDOFF	EA	1
24	28	PAFZZ 5320-01-032-3034	BN532-1032-1-24	73197	INSERT, SCREW THREAD	EA	12

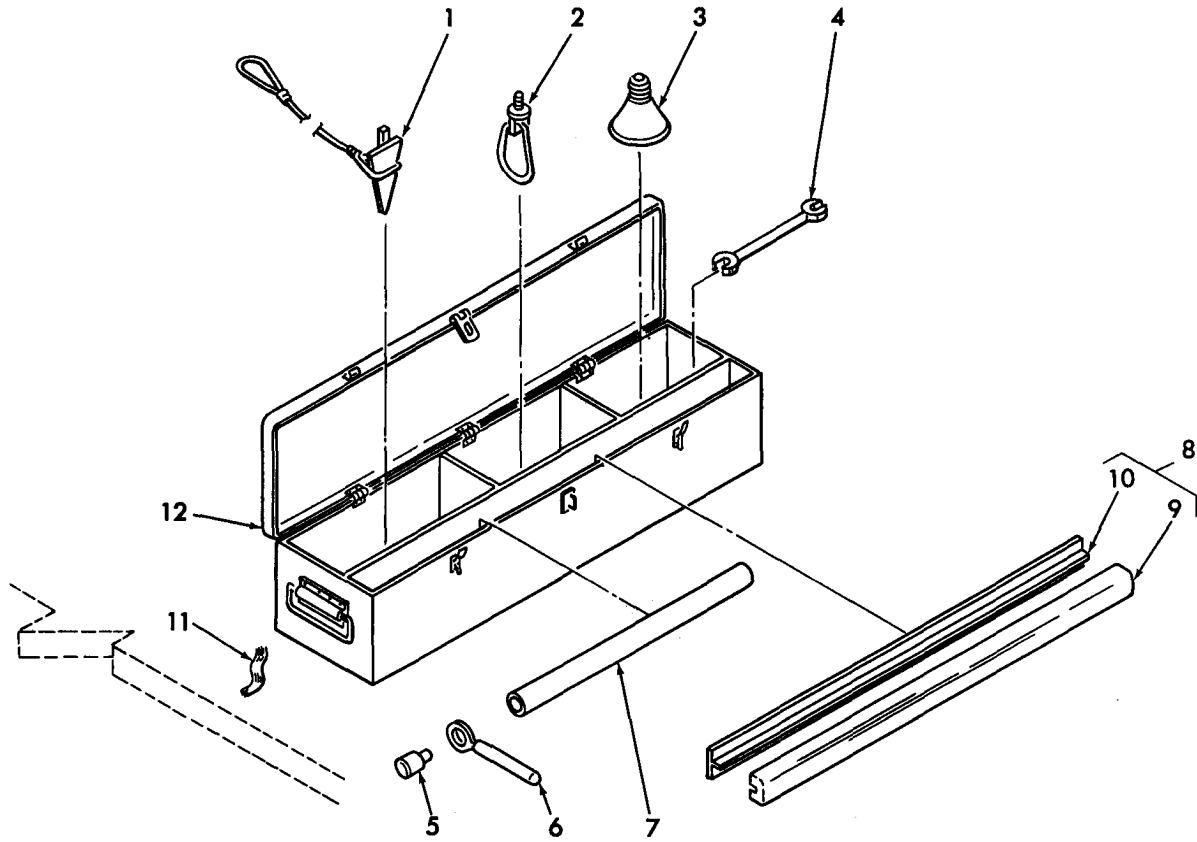


TS 023696

(1) ILLUSTRATION		(2)	(3)	(4)	(5)	(6)	(7)	(8)
(a) FIG NO.	(b) ITEM NO.	SMR CODE	NATIONAL STOCK NUMBER	PART NUMBER	FSCM	DESCRIPTION	U/A	QTY INC IN UNIT
25	1	XDHFF	5320-00-005-1051	434-0200-101	05699	ROOF ASSEMBLY, FIXED	EA	1
25	2	PAFZZ		1601-0613	19738	RIVET, BLIND: PLATE MTG	EA	24
25	3	PAFZZ		1601-0619	19738	RIVET, BLIND: PLATE MTG	EA	48
25	4	XAFZZ		3096200-154-5	25500	PLATE, REINFORCEMENT: CORNER	EA	

Figure 25. Fixed roof assembly.

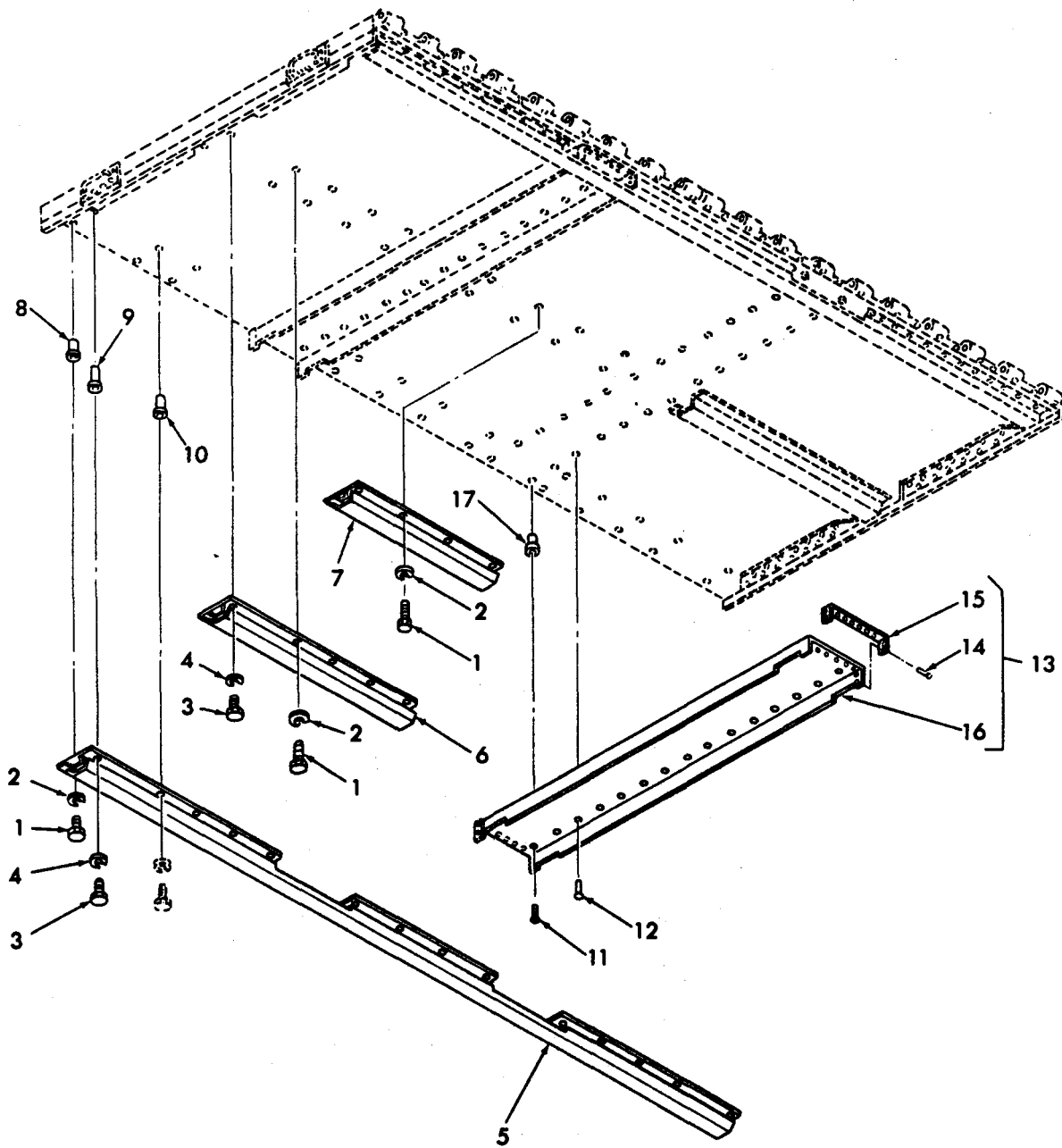
(1)	(2)	(3)	(4)	(5)	(6)	(7)	(8)
ILLUSTRATION		NATIONAL			DESCRIPTION		QTY
(A)	(B)	STOCK	PART			USABLE ON CODE	INC
FIG	ITEM	SMR	NUMBER	FSCM			IN
NO	NO	CODE	NUMBER				UNIT
25	5	PAFZZ	1601-0613	19738	RIVET, BLIND: DROP PAD MTG		EA 24
25	6	XAFZZ	434-1013-1	05699	DROP PAD, ROOF		EA 1
25	7	PAFZZ	1601-0613	19738	RIVET, BLIND: HANDLE MTG		EA 4
25	8	XDFZZ	H595LS2RG	98003	HANDLE AND PLATE		EA 1
25	9	PAFZZ	BN532-624-1-21	73197	INSERT, SCREW THREAD		EA 4
25	10	PAFZZ	5320-00-274-8149	1604-0412	19738 RIVET, BLIND: SCUFF PLATE MTG		EA 48
25	11	XDFZZ	434-1027-1	05699	SCUFF PLATE, CEILING LIGHT		EA 12
25	12	PAFZZ	FD4015-1	98313	STUD		EA 24
25	13	PAOZZ	5310-00-550-1130	MS35333-40	96906 WASHER, LOCK		EA 24
25	14	PAFZZ	5320-01-032-3030	BN532-428-1-23	73197 INSERT, SCREW THREAD		EA 38
25	15	PAFZZ		BN532-524-1-22	73197 INSERT, SCREW THREAD		EA 8
25	16	XDFHH	434-0201-101	05699	PANEL ASSEMBLY, FIXED ROOF		EA 1



TS 023868

(1) ILLUSTRATION		(2)	(3)	(4)	(6)	(8)	(7)	(8)
(a) FIG NO.	(b) ITEM NO.	SMR CODE	NATIONAL STOCK NUMBER	PART NUMBER	FSCM	DESCRIPTION	U/M	QTY INC IN UNIT
26	1	PAOZZ		434-1038-101	05699	ANCHOR ASSEMBLY, GROUND	EA	12
26	2	PAOZZ		3096200-190	25500	RING, TIEDOWN	EA	16
26	3	PAOZZ	6240-00-155-7772	150PAR/FL	08805	FLOOD LAMP: 150 WATT, OUTDOOR TYPE	EA	1
26	4	PAOZZ		7/16	03914	WRENCH, OPEN END	EA	1
26	5	PAOZZ		LA-DRH	02899	HEAD, DRIVING	EA	1
26	6	PAOZZ	4030-00-092-7432	LA-HH-S	02899	HANDLE, HOLDING	EA	1
26	7	PAOZZ		LA-DR3	02899	ROD, DRIVING: GROUND ANCHOR	EA	1
26	8	XDOZZ		434-1031-101	05699	SEAL ASSEMBLY, ECU	EA	1
26	9	PAOZZ		434-1031-3	05699	SEAL, RUBBER	EA	1
26	10	XDOZZ		434-1031-1	05699	PLATE, SEAL	EA	1
26	11	PAOZZ		375N600-041-109	13013	STRAP ASSEMBLY	EA	2
26	12	XDOZZ		3096200-186-101	25500	CHEST, EQUIPMENT STORAGE	EA	1

Figure 26. Equipment storage chest.



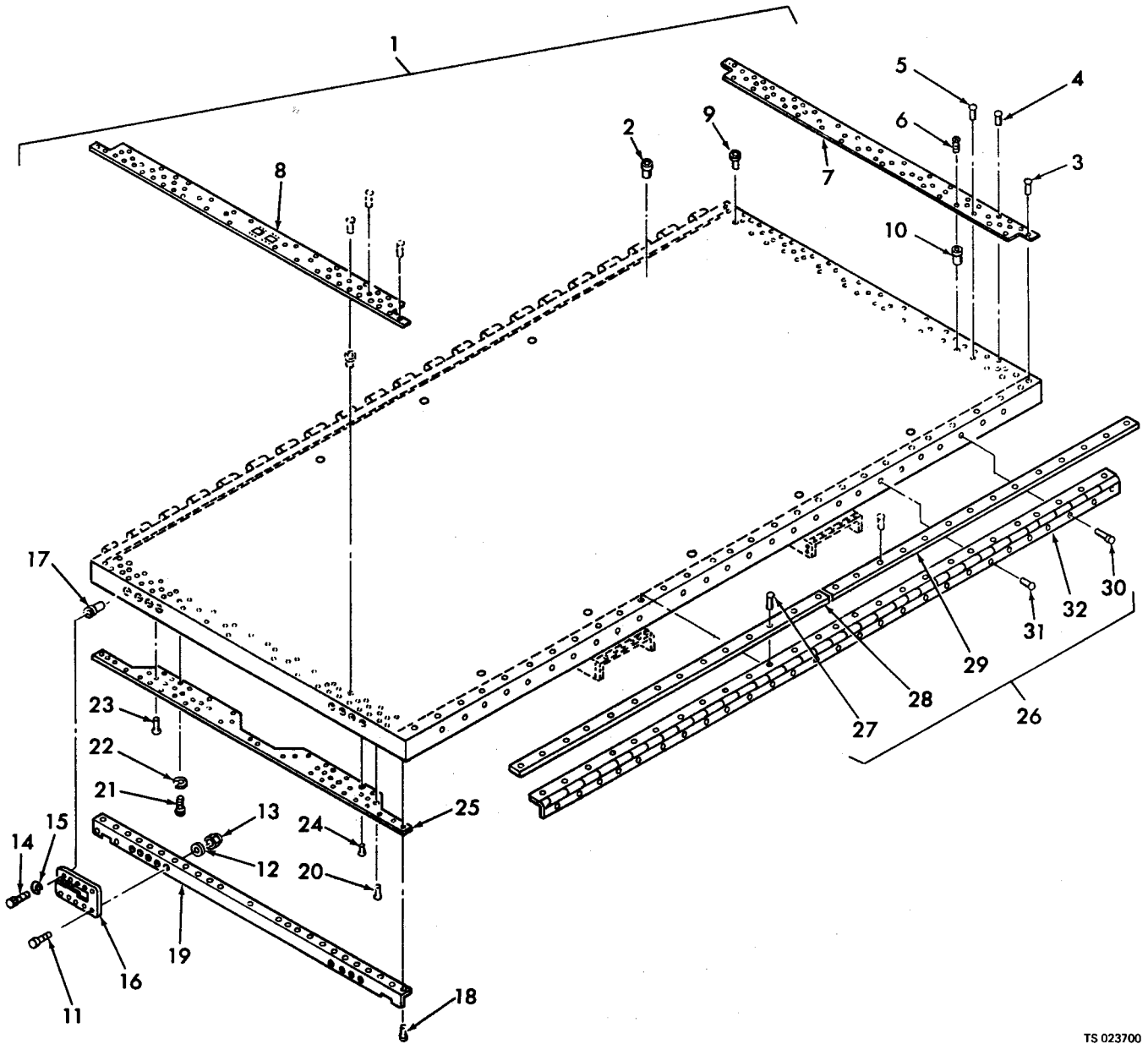
TS023701

(1) ILLUSTRATION		(2)	(3)	(4)	(5)	(6)	(7)	(8)
(a) FIG NO.	(b) ITEM NO.	SMR CODE	NATIONAL STOCK NUMBER	PART NUMBER	FSCM	DESCRIPTION	USABLE ON CODE	QTY INC IN UNIT
27	1	PAOZZ	5306-00-449-0395	MS35308-332	96906	SCREW, CAP: SKID MTG		EA 76
27	2	PAOZZ	5310-00-974-6623	MS35338-140	96906	WASHER, LOCK: SKID MTG		EA 76
27	3	PAOZZ	5305-00-724-7847	MS35308-334	96906	SCREW, CAP: SKD MTG		EA 8

Figure 27. Fixed floor skids and time guide assembly:

(1)	(2)	(3)	(4)	(5)	(6)	(7)	(8)
ILLUSTRATION							
(A)	(B)	NATIONAL			DESCRIPTION		QTY
FIG	ITEM	STOCK	PART			USABLE ON CODE	INC
NO	NO	NUMBER	NUMBER	FSCM			IN
							UNIT
27	4	PAOZZ 5310-00-974-6623	MS35338-140	96906	WASHER, LOCK: SKID MTG	EA	8
27	5	XDFZZ	434-1022-1	05699	SKID, FIXED FLOOR: END	EA	2
27	6	PBFZZ 5410-01-156-8126	434-1022-3	05699	SKID, FIXED FLOOR: CENTER	EA	2
27	7	XDFZZ	434-1022-5	05699	SKID, FIXED FLOOR: CENTER	EA	1
27	8	PAFZZ	BN527-524-3	73197	NUT, BLIND	EA	52
27	9	PAFZZ	BN527-524-4	73197	NUT, BLIND	EA	8
27	10	PAFZZ 5307-00-052-2142	BN532-524-1-24	79197	INSERT, SCREW THREAD	EA	24
27	11	PAOZZ 5305-00-725-5911	MS24693C298	96906	SCREW, MACHINE: TINE GUIDE MTG	EA	8
27	12	PAFZZ 5320-00-818-1084	MS20601AD8W5	96906	RIVET, SOLID: TINE GUIDE MTG	EA	52
27	13	XDHZZ	434-1021-101	05699	GUIDE ASSEMBLY, TINE	EA	2
27	14	PAFZZ 5320-00-470-3619	MS20426AD6-11	96906	RIVET, SOLID: CAP MTG	EA	20
27	15	XAFZZ	434-1020-3	05699	CAP	EA	2
27	16	XAFZZ	434-1020-1	05699	GUIDE, TINE	EA	1
27	17	PAFZZ 5320-00-106-4910	BN527-428-3	73197	NUT, BLIND	EA	8
28	1	XDFHH	434-0100-101	05699	FLOOR PANEL ASSEMBLY, FIXED	EA	1
28	2	PAFZZ 5320-00-264-0245	BN532-624-1-24	73197	INSERT, SCREW THREAD	EA	10
28	3	PAFZZ 5320-00-813-6313	MS90353-0807	96906	FASTENER, BLIND: TREAD PLATE MTG	EA	35
28	4	PAFZZ 5320-00-061-9636	MS20601AD8W8	96906	RIVET, BLIND: TREAD PLATE MTG	EA	47
28	5	PAFZZ 5320-00-061-9633	MS20601AD8W4	96906	RIVET, BLIND: TREAD PLATE MTG	EA	20
28	6	PAOZZ 5305-00-724-7847	MS24693C294	96906	SCREW, MACHINE: TREAD PLATE MTG	EA	12
28	7	XDFZZ	434-1030-3	05699	PLATE, TREAD	EA	1
28	8	XDFZZ	434-1030-1	05699	PLATE, TREAD	EA	1
28	9	PAFZZ	BN532-624-4-24	73197	INSERT, SCREW THREAD	EA	7
28	10	PAFZZ	BN532-428-1-24	73197	INSERT, SCREW THREAD	EA	16
28	11	PAOZZ 5305-00-773-3449	MS24693C343	96906	SCREW, MACHINE: DOLLY BRACKET MTG	EA	20
28	12	PAOZZ 5310-00-167-0804	AN960C616	88044	WASHER, FLAT: DOLLY BRACKET MTG	EA	20
28	13	PAOZZ 5310-00-881-0943	MS21043-6	96906	NUT, SELF-LOCKING: DOLLY BRACKET MTG	EA	20
28	14	PAOZZ 5305-00-685-3510	MS35308-361	96906	SCREW, CAP: DOLLY BRACKET MTG	EA	24
28	15	PAOZZ 5310-00-984-7042	MS35338-141	96906	WASHER, LOCK: DOLLY BRACKET MTG	EA	24
28	16	XDFZZ	600370-1	05699	BRACKET, DOLLY ADAPTER	EA	4
28	17	PAFZZ 5320-00-032-3027	BN527-624-3	73197	NUT, BLIND	EA	24
28	18	PAFZZ 5320-00-369-4059	MS90354-0812	96906	FASTENER, BLIND: ANGLE MTG	EA	52
28	19	XDFZZ	434-1014-1	05699	ANGLE, FLOOR SUPPORT	EA	2
28	20	PAFZZ 5320-00-218-8180	MS90354-0806	96906	FASTENER, BLIND: PLATE MTG	EA	12
28	21	PAFZZ 5305-00-688-2020	MS35308-305	96906	SCREW, CAP: PLATE MTG	EA	8
28	22	PAFZZ 5310-00-933-8121	MS35338-139	96906	WASHER, LOCK: PLATE MTG	EA	8
28	23	PAFZZ 5320-00-582-3301	MS20600AD8W7	96906	RIVET, BLIND: PLATE MTG	EA	24
28	24	PAFZZ 5320-00-721-5386	MS20600AD8W4	96906	RIVET, BLIND: PLATE MTG	EA	16
28	25	XDHZZ	434-1072-3	05699	PLATE SUPPORT	EA	2
28	26	XDFHH	434-0101-101	05699	PANEL ASSEMBLY, FIXED FLOOR	EA	1
28	27	PAFZZ 5320-01-004-4137	1604-0621	19738	RIVET, BLIND: THERMAL BARRIER AND HINGE MTG	EA	56
28	28	XA	434-1065-84	05699	BARRIER, THERMAL	EA	2

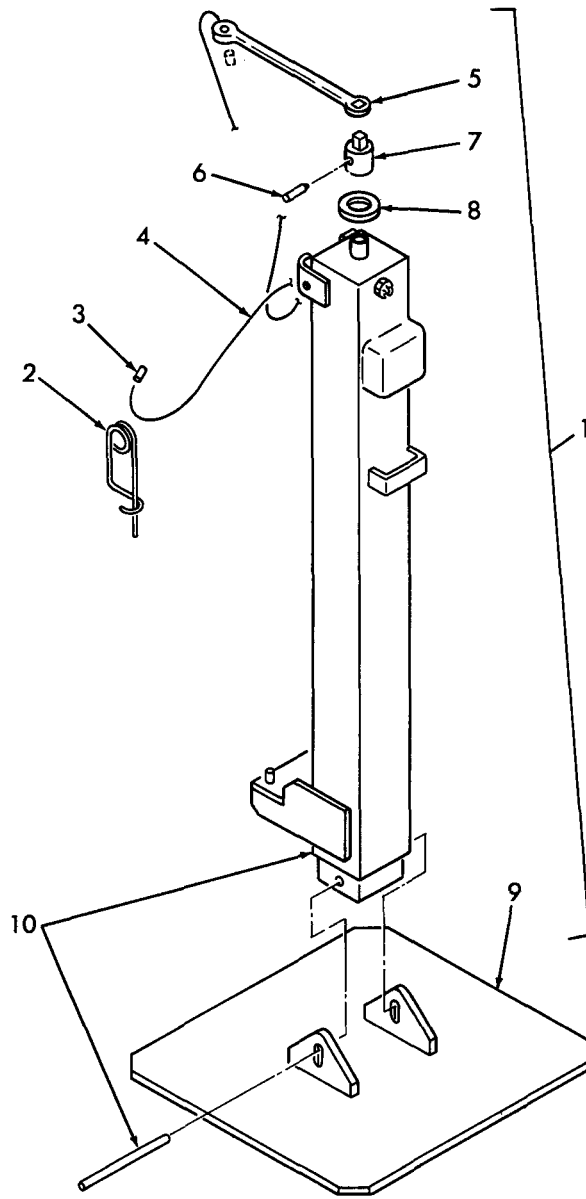




TS 023700

(1) ILLUSTRATION		(2)	(3)	(4)	(5)	(6)	(7)	(8)
(a) FIG NO.	(b) ITEM NO.	SMR CODE	NATIONAL STOCK NUMBER	PART NUMBER		DESCRIPTION	USABLE ON CODE	QTY INC IN UNIT
28	29	XA		434-1065-83	05699	BARRIER, THERMAL		EA 2
28	30	PAFZZ	5320-00-731-8173	NAS1670-3L3	80205	FASTENER, BLIND: HINGE MTG		EA 38
28	31	PAFZZ	5320-00-236-3929	1604-0615	19738	RIVET, BLIND: HINGE MTG		EA 160
28	32	PAFZZ	5340-01-032-2974	434-1089-1	05699	HINGE, FIXED FLOOR		EA 2

Figure 28. Fixed floor panel assembly.

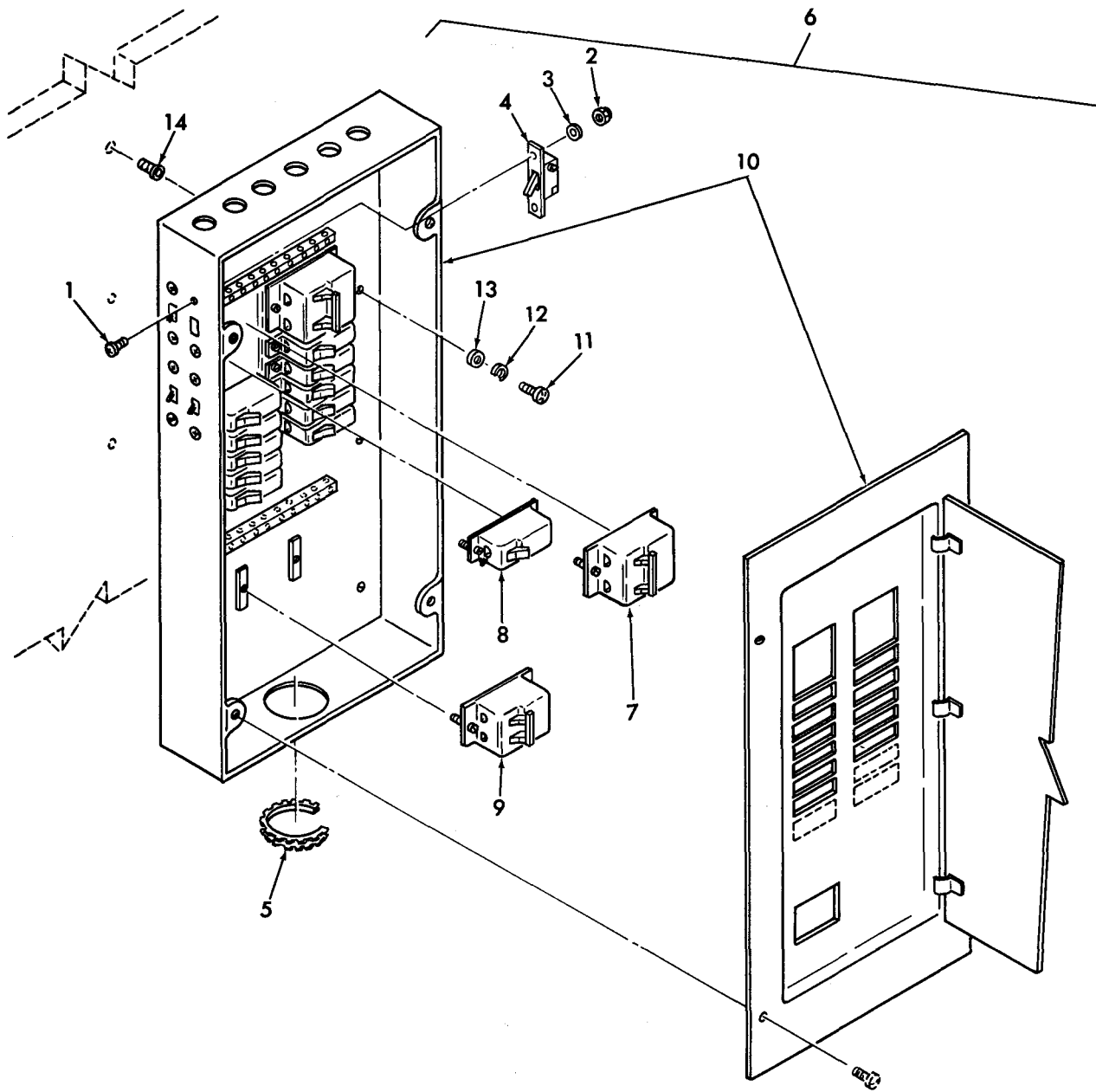


TS 023708

(1) ILLUSTRATION		(2)	(3)	(4)	(5)	(6)	(7)	(8)
(a) FIG NO.	(b) ITEM NO.	SMR CODE	NATIONAL STOCK NUMBER	PART NUMBER	FSCM	DESCRIPTION	USABLE ON CODE	QTY INC IN UNIT
29	1	PAOZZ		434-1067-101	05699	JACK ASSEMBLY, LEVELING		EA 1
29	2	PAOZZ	5315-00-934-0230	LSP3	96652	PIN, SAFETY		EA 1
29	3	PAOZZ		NO6SWAGE	94452	SLEEVE, SWAGE		EA 3
29	4	PAOZZ		EM210	94452	CABLE, LANYARD		IN 14

Figure 29. Leveling jack assembly.

(1)	(2)	(3)	(4)	(5)	(6)	(7)	(8)
ILLUSTRATION						QTY	
(A)	(B)	NATIONAL			DESCRIPTION	INC	
FIG	ITEM	SMR	STOCK	PART			IN
NO	NO	CODE	NUMBER	NUMBER	FSCM	USABLE ON CODE	U/M UNIT
29	5	PAOZZ		RB1600SS	83039	WRENCH, RATCHET	EA 1
29	6	PAOZZ	5315-00-823-8242	MS16562-252	96906	PIN, SPRING	EA 1
29	7	XDOZZ		434-1067-3	05699	ADAPTOR	EA 1
29	8	PAOZZ	5310-01-032-1040	434-1067-5	05699	WASHER, TEFLON: 1.25 OD X .625 ID X .06 IN. THK	EA 1
29	9	XDOZZ		434-1067-1	05699	PLATE, BASE	EA 1
29	10	XDOZZ		SL75	05699	JACK	EA 1

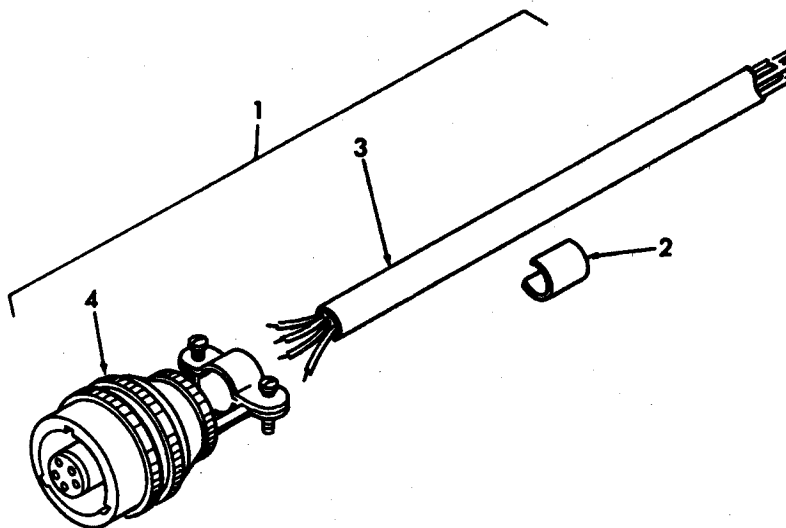


TS 023692

(a) FIG NO.	(b) ITEM NO.	SBR CODE	(3) NATIONAL STOCK NUMBER	(4) PART NUMBER	(5) FSCM	(6) DESCRIPTION	(7) U/M	(8) QTY INC IN UNIT
						GROUP 02 - ELECTRICAL SYSTEM		
30	1	PAFZZ	5305-00-984-4988	MS35206-228	96906	SCREW, MACHINE: SWITCH MTG	EA	8
30	2	PAFZZ	5310-00-807-1465	MS21042-06	96906	NUT, SELF-LOCKING: SWITCH MTG	EA	8

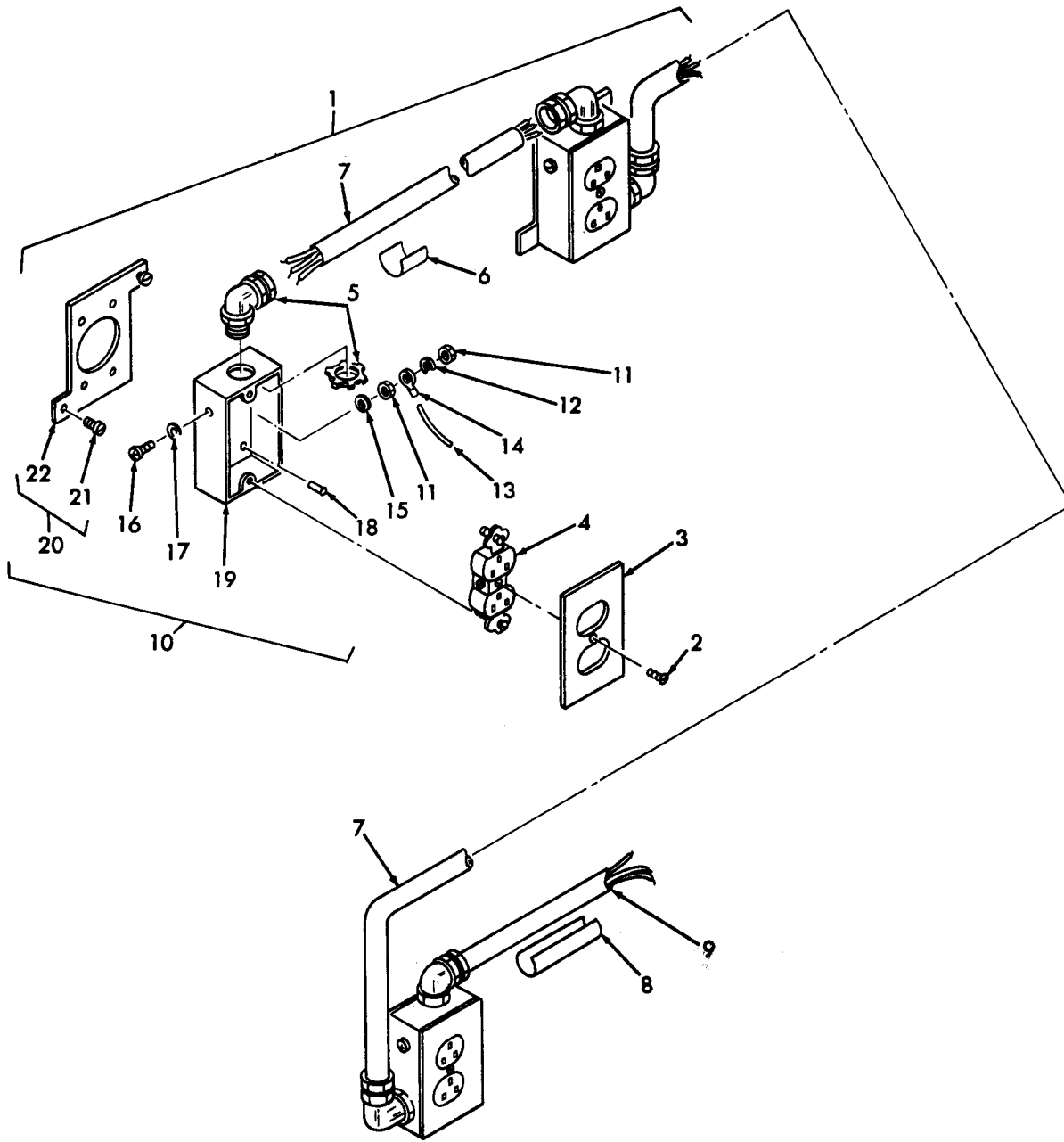
Figure 30. Circuit breaker panel assembly.

(1) ILLUSTRATION		(2)	(3)	(4)	(5)	(6)	(7)	(8)
(a) NO.	(b) ITEM NO.	SMR CODE	NATIONAL STOCK NUMBER	PART NUMBER	PCOM	DESCRIPTION  USABLE ON CODE	U/M	QTY INC IN UNIT
30	3	PAFZZ	5310-00-187-2398	AN960PD6L	88044	WASHER, FLAT: SWITCH MTG	EA	8
30	4	PAFZZ		1121	71183	SWITCH, TOGGLE: INTERIOR LIGHTS	EA	4
30	5	PAFZZ	5325-00-074-3371	MS21266-2N	96906	GROMMET, EDGING	EA	1
30	6	XDFZZ		434-1048-101	05699	CIRCUIT BREAKER PANEL ASSEMBLY	EA	1
30	7	PAFZZ	5925-00-198-3689	NB232040	21810	CIRCUIT BREAKER: 40 AMP, 3 POLE, CB2-CB3	EA	2
30	8	PAFZZ	5925-00-903-2476	NB111020	21810	CIRCUIT BREAKER: 20 AMP, SINGLE POLE, CB4 THRU CB14	EA	11
30	9	PAFZZ	5925-00-253-4241	NB231100	21810	CIRCUIT BREAKER: 100 AMP, 3 POLE, CB1	EA	1
30	10	XDFZZ		NBLP20-4AB	21810	PANELBOARD	EA	1
30	11	PAFZZ		MS35207-281	96906	SCREW, MACHINE: PANEL MTG	EA	8
30	12	PAFZZ	5310-00-592-5965	MS35338-44	96906	WASHER, LOCK: PANEL MTG	EA	8
30	13	PAFZZ	5310-00-184-9091	AN960D416L	88044	WASHER, FLAT: PANEL MTG	EA	8
30	14	PAFZZ	5320-01-032-3030	BN532-428-1-23	73197	INSERT, SCREW THREAD	EA	8
31	1	XDFZZ		434-2077-101	05699	CABLE ASSEMBLY, ECU (COMPONENTS ARE THE SAME AS P/N 434-1077-103, EXCEPT AS INDICATED)	EA	1
31	1	XDFZZ		434-1077-103	05699	CABLE ASSEMBLY, ECU (COMPONENTS ARE THE SAME AS P/N 434-1077-101, EXCEPT AS INDICATED)	EA	1
31	2	XDOZZ		075-080-330-01998G	11153	TAPE, IDENTIFICATION	EA	2
31	3	PAFZZ	6145-01-092-2179	4508	92194	CORD, PORTABLE (USE ONLY ON 434-1077-101)	IN	234
31	3	PAFZZ	6145-01-092-2179	4508	92194	CORD, PORTABLE (USE ONLY ON 434-1077-103)	IN	286
31	4	PAFZZ	5935-00-856-7744	10-214618-115	77820	CONNECTOR, PLUG	EA	1



TS 023709

Figure 31. ECU cable assembly.

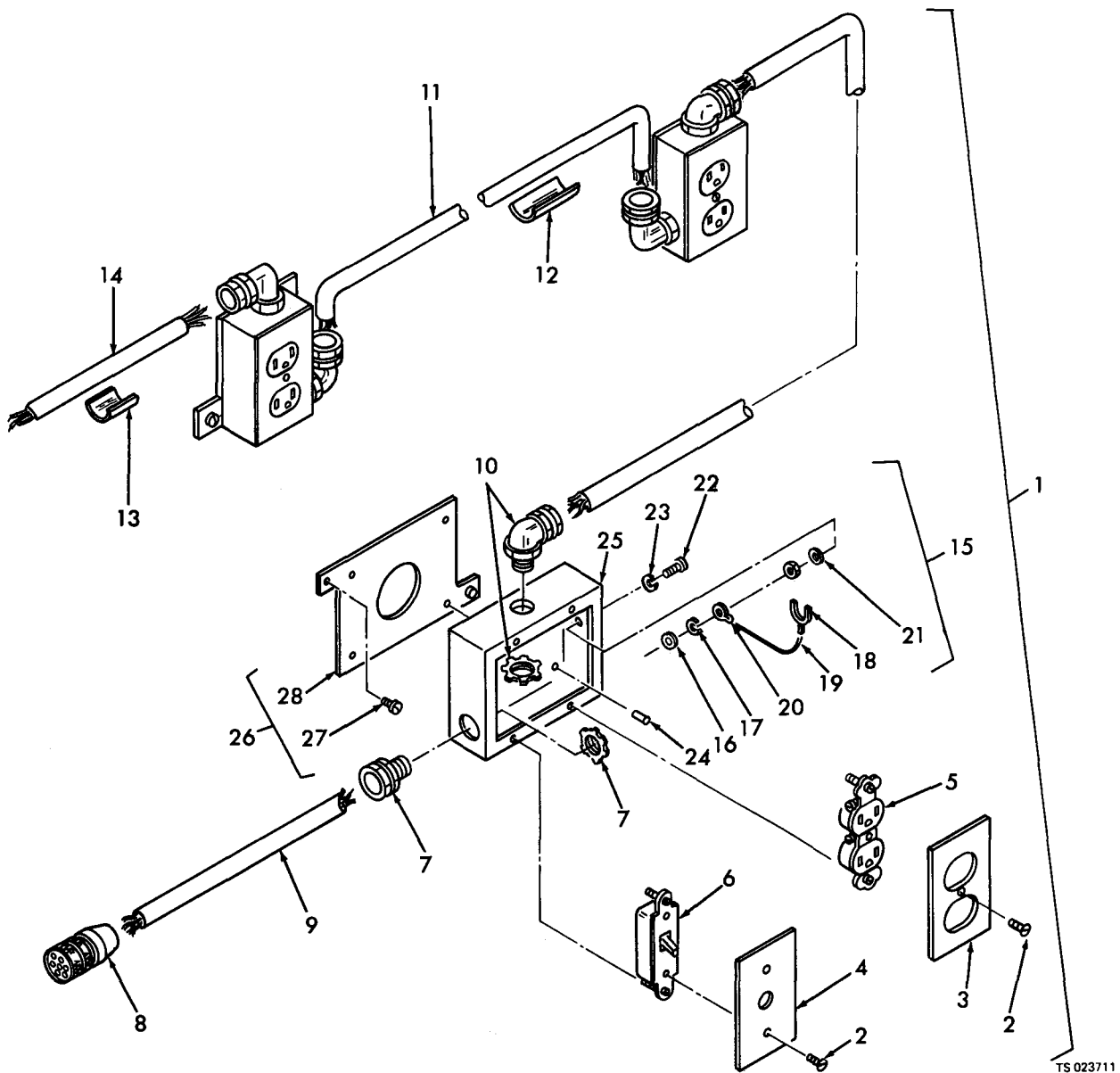


TS 023710

(1) ILLUSTRATION		(2)	(3)	(4)	(5)	(6) DESCRIPTION	(7)	(8)
(a) FIG NO.	(b) ITEM NO.	SMR CODE	NATIONAL STOCK NUMBER	PART NUMBER	FSCM	USABLE ON CODE	U/M	QTY INC IN UNIT
32	1	XDFZZ		434-1086-101	05699	CABLE ASSEMBLY, ELECTRICAL: (COMPONENTS ARE THE SAME AS P/N 434-1086-103, EXCEPT AS INDICATED)	EA	1
32	1	XDFZZ		434-1086-103	05699	CABLE ASSEMBLY, ELECTRICAL: (COMPONENTS ARE THE SAME AS P/N 434-1086-101, EXCEPT AS INDICATED)	EA	1

Figure 32. Electrical cable assembly.

(1)	(2)	(3)	(4)	(5)	(6)	(7)	(8)
ILLUSTRATION							
(A)	(B)	NATIONAL			DESCRIPTION		QTY
FIG	ITEM	STOCK	PART				INC
NO	NO	NUMBER	NUMBER	FSCM		USABLE ON CODE	IN
							UNIT
32	2	PAOZZ 5305-00-059-4553	MS35190-238	96906	SCREW, MACHINE: COVER MTG		EA 3
32	3	XDOZZ	FSK1DR	03743	COVER, OUTLET		EA 3
32	4	PAOZZ 5935-00-078-2753	5800	75582	OUTLET, DUPLEX		EA 3
32	5	PAFZZ	8207-675	72971	CONNECTOR, WIRE: 90 DEG		EA 5
32	6	XDOZZ	075-080-330-0199BG	11153	TAPE, LOOP: 5 IN. LG		EA 1
32	7	PAFZZ	NO12/3-SO	92194	CORD, ELECTRICAL: 12 AWG, 3 CONDUCTORS, TYPE SO		FT 8.5
32	8	XDFZZ	MS3368-2-9A	96906	STRAP, IDENTIFICATION		EA 1
32	9	PAFZZ	BMS435057	05699	CABLE, ELECTRICAL		IN 30
32	10	XDFZZ	3096610-004-107	25500	HOUSING ASSEMBLY: (COMPONENTS ARE THE SAME AS P/N 3096610-004-105 AND 3096610-004-109)		EA 1
32	10	XDFZZ	3096610-004-109	255	HOUSING ASSEMBLY: (COMPONENTS ARE THE SAME AS P/N 3096610-004-107 AND 3096610-004-105)		EA 1
32	10	XDFZZ	3096610-004-105	25500	HOUSING ASSEMBLY: (COMPONENTS ARE THE SAME AS P/N 3096610-004-107 AND 3096610-004-109)		EA 1
32	11	PAOZZ 5310-00-934-9751	MS35650-302	96906	NUT, PLAIN, HEX: GROUNDING		EA 2
32	12	PAOZZ 5310-00-045-3296	MS35338-43	96906	WASHER, LOCK: GROUNDING		EA 1
32	13	PAFZZ	NO12GRN-THWN	92194	WIRE, ELECTRICAL: 12 AWG, TYPE THWN, GREEN		IN V
32	14	PAFZZ 5940-00-114-1300	MS20659-105	96906	TERMINAL, LUG: GROUNDING		EA 8
32	15	PAOZZ 5310-00-167-0753	AN960PD10L	88044	WASHER, FLAT: GROUNDING		EA 1
32	16	PAOZZ 5305-00-989-7435	MS35207-264	96906	SCREW, MACHINE: GROUNDING		EA 1
32	17	PAOZZ 5310-00-543-5933	MS35333-73	96906	WASHER, LOCK: GROUNDING		EA 1
32	18	PAFZZ 5320-01-032-3038	1604-0514	19738	RIVET, BLIND: HOUSING MTG		EA 4
32	19	XDOZZ	3096610-004-7	25500	HOUSING: (USE ONLY ON P/N 3096610-004-107)		EA 1
32	19	XDOZZ	3096610-004-9	25500	HOUSING: (USE ONLY ON P/N 3096610-004-109)		A 1
32	19	XDOZZ	3096610-004-5	25500	HOUSING: (USE ONLY ON P/N 3096610-004-105)		EA 1
32	20	XDOZZ	3096610-004-111	25500	PLATE ASSEMBLY: (USE ONLY ON P/N 3096610-004-107 AND 3096610-109)		EA 1
32	20	XDOZZ	3096610-004-112	25500	PLATE ASSEMBLY: (USE ONLY ON P/N 3096610-004-105)		EA 1
32	21	PAOZZ 5325-00-240-1854	FRBWW7500-10B3	08524	FASTENER, TURN-LOCK		EA 2
32	22	XDOZZ	3096610-004-1	25500	PLATE: (USE ONLY ON P/N 3096610-004-111)		EA 1
32	22	XDOZZ	3096610-004-2	25500	PLATE: (USE ONLY ON P/N 3096610-004-112)		EA 1

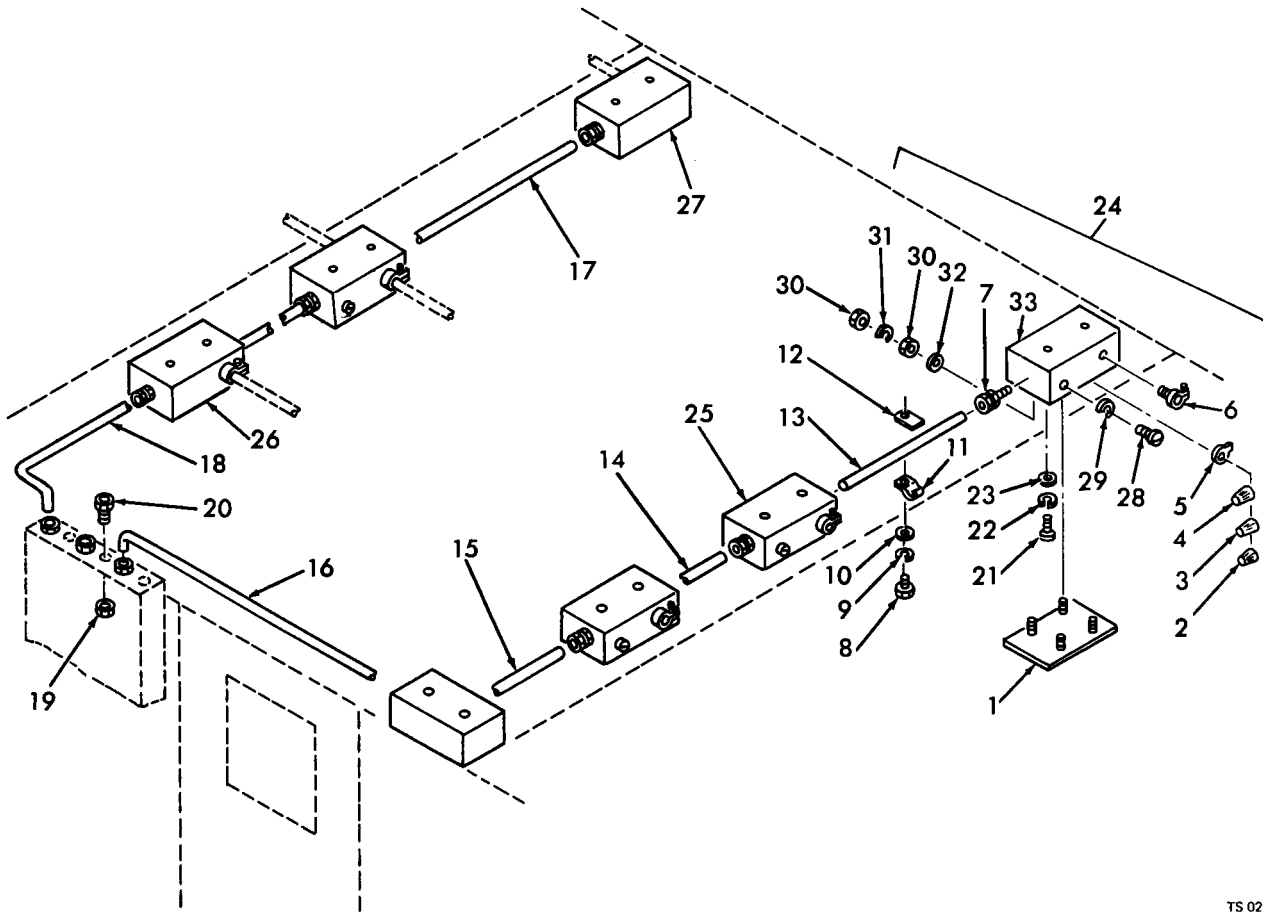


(1) ILLUSTRATION		(2)	(3)	(4)	(5)	(6)	(7)
(a) FIG NO.	(b) ITEM NO.	SMR CODE	NATIONAL STOCK NUMBER	PART NUMBER	FSCM	DESCRIPTION	QTY INC IN UNIT
							USABLE ON CODE
33	1	XDFZZ		434-1087-101	05699	CABLE ASSEMBLY, ELECTRICAL (COMPONENTS ARE THE SAME AS P/N 434-1087-103, EXCEPT AS INDICATED)	EA 1
33	1	XDFZZ		434-1087-103	05699	CABLE ASSEMBLY, ELECTRICAL (COMPONENTS ARE THE SAME AS P/N 434-1087-101, EXCEPT AS INDICATED)	EA 1
33	2	PAOZZ	5305-00-059-4553	MS35190-238	96906	SCREW, MACHINE : COVER MTG	EA 5
33	3	XDOZZ		FSK1DR	03743	COVER, OUTLET	EA 3

Figure 33. Electrical cable assembly.



(1)	(2)	(3)	(4)	(5)	(6)	(7)	(8)
ILLUSTRATION							
(A)	(B)	NATIONAL			DESCRIPTION		QTY
FIG	ITEM	STOCK	PART				INC
NO	NO	NUMBER	NUMBER	FSCM		USABLE ON CODE	IN
							UNIT
33	4	XDOZZ	FSK1B	03743	COVER, SWITCH	EA	1
33	5	PAOZZ	5935-00-078-2753	5800	75582 OUTLET, DUPLEX	EA	3
33	6	PAOZZ	5930-01-031-9993	HM254	73559 SWITCH, 3 POSITION WITH CENTER OFF	EA	1
33	7	PAFZZ		8107-475	72971 CONNECTOR, STRAIGHT	EA	1
33	8	PAFZZ	5935-00-781-8765	MS3116F14-5S	96906 CONNECTOR, PLUG, ELECTRICAL	EA	1
33	9	PAFZZ		NO16/5-SJO	92194 CORD, ELECTRICAL: 16AWG, 5 CONDUCTORS, TYPE SJO	IN	V
33	10	PAFZZ		8207-675	72971 CONNECTOR, WIRE: 90 DEG	EA	5
33	11	PAFZZ		NO12/4-SO	92194 CORD ELECTRICAL: 12 AWG, 4 CONDUCTORS, TYPE SO	FT	8.5
33	12	XDOZZ		075-080-330-0199BG	11153 TAPE, LOOP: 5 IN. LG	EA	1
33	13	XDFZZ		MS3368-2-9A	96906 STRAP, CABLE IDENTIFICATION	EA	1
33	14	PAFZZ		BMS435058	05699 CABLE, ELECTRICAL: (USE ONLY ON P/N 434-1087-101)	IN	66
33	14	PAFZZ		BMS435058	05699 CABLE, ELECTRICAL: (USE ONLY ON P/N 434-1087-103) 3096610-004-105 AND 3096610-004-109, EXCEPT AS INDICATED)	IN	30
33	15	XDFZZ		3096610-004-105	25500 HOUSING ASSEMBLY: (COMPONENTS ARE THE SAME AS P/N 3096610-005-105 AND 3096610-004-109, EXCEPT AS INDICATED)	EA	1
33	15	XDFZZ		3096610-004-109	25500 HOUSING ASSEMBLY: (COMPONENTS ARE THE SAME AS P/N 3096610-005-105 AND 3096610-004-105, EXCEPT AS INDICATED)	EA	1
33	16	PAOZZ	5310-00-934-9751	MS35650-302	96906 NUT, PLAIN, HEX: GROUNDING	EA	2
33	17	PAOZZ	5310-00-045-3296	MS35338-43	96906 WASHER, LOCK: GROUNDING	EA	1
33	18	PAOZZ		TYPE-Y	77820 CONNECTOR, WIRE: (USE ONLY ON P/N 3096610-004-105 AND 3096610-004-109)	EA	2
33	19	PAFZZ		NO12GRN-THWN	92194 WIRE, ELECTRICAL: 12 AWG, TYPE THWN, GREEN	IN	V
33	20	PAOZZ	5940-00-107-1481	MS20659-104	96906 TERMINAL, LUG: (USE ONLY ON 3096610-005-105)	EA	1
33	20	PAOZZ	5940-00-114-1300	MS20659-105	96906 TERMINAL, LUG: (USE ONLY ON 3096610-004-105 AND 3096610-004-109)	EA	8
33	21	PAOZZ	5310-00-167-0753	AN960PD10L	88044 WASHER, FLAT: GROUNDING	EA	1
33	22	PAOZZ	5305-00-989-7435	MS35207-264	96906 SCREW, MACHINE: GROUNDING	EA	1
33	23	PAOZZ	5310-00-543-5933	MS35333-73	96906 WASHER, LOCK: GROUNDING	EA	1
33	24	PAFZZ	5320-01-032-3038	1604-0514	29738 RIVET, BLIND: HOUSING MTG	EA	4
33	25	XDFZZ		3096610-005-5	25500 HOUSING: (USE ONLY ON P/N 3096610-005-105)	EA	1
33	25	XDFZZ		3096610-004-5	25500 HOUSING: (USE ONLY P/N 3096610-004-105)	EA	1
33	25	XDFZZ		3096610-004-9	25500 HOUSING: (USE ONLY ON P/N 3096610-004-109)	EA	1
33	26	XDOZZ		3096610-005-107	25500 PLATE ASSEMBLY: (USE ONLY ON P/N 3096610-005-105)	EA	1
33	26	XDOZZ		3096610-004-112	2550 PLATE ASSEMBLY: (USE ONLY P/N 3096610-004-105)	EA	1
33	26	XDOZZ		3096610-004-111	25500 PLATE ASSEMBLY: (USE ONLY ON P/N 3096610-004-109)	EA	1
33	27	PAOZZ	5325-00-240-1854	FRBWW7500-10B3	08524 FASTENER, TURN-LOCK	EA	2
33	28	XDOZZ		3096610-005-1	25500 PLATE, HOUSING: (USE ONLY ON P/N 3096610-005-107)	EA	1
33	28	XDOZZ		3096610-004-2	25500 PLATE, HOUSING (USE ONLY ON P/N 3096610-004-112)	EA	1
33	28	XDOZZ		3096610-004-1	2550 PLATE, HOUSING: (USE ONLY ON P/N 3096610-004-111)	EA	1

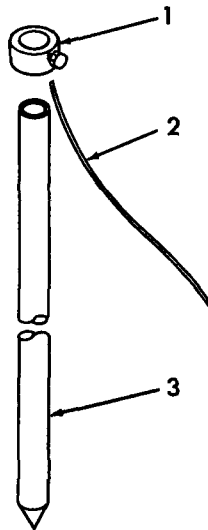


TS 023712

(1) ILLUSTRATION		(2)	(3)	(4)	(5)	(6)	(7)	(8)
(a) FIG NO.	(b) ITEM NO.	SMR CODE	NATIONAL STOCK NUMBER	PART NUMBER	FSCM	DESCRIPTION	USABLE ON CODE	QTY INC IN UNIT
34	1	XDFZZ		3096610-007-9	25500	COVER, HOUSING: (SUPPLIED WITH MTG HARDWARE)		EA 7
34	2	PAOZZ		TYPE-G	77820	CONNECTOR, WIRE		EA 2
34	3	PAOZZ		TYPE-R	77820	CONNECTOR, WIRE		EA 7
34	4	PAOZZ		TYPE-Y	77820	CONNECTOR, WIRE		EA 10
34	5	PAFZZ	5940-00-114-1300	MS20659-105	96906	TERMINAL, LUG		EA 22
34	6	PAFZZ		8107-675	72971	CONNECTOR, CABLE		EA 11
34	7	PAFZZ		751BDC-EMT	72971	CONNECTOR, EMT		EA 14
34	8	PAOZZ		MS35207-268	96906	SCREW, MACHINE: STRAP MTG		EA 7
34	9	PAOZZ	5310-00-933-8120	MS35338-138	96906	WASHER, LOCK: STRAP MTG		EA 7
34	10	PAOZZ		AN960D10	88044	WASHER, FLAT: STRAP MTG		EA 7
34	11	PAOZZ		NO261	72971	STRAP, PIPE		EA 7
34	12	PAOZZ		NO132	72971	CLAMP, BACK		EA 7
34	13	XDFZZ		434-1025-11	05699	CONDUIT: EMT THINWALL		EA 1
34	14	XDFZZ		434-1025-7	05699	CONDUIT: EMT THINWALL		EA 2

Figure 34. Electrical conduit and junction boxes.

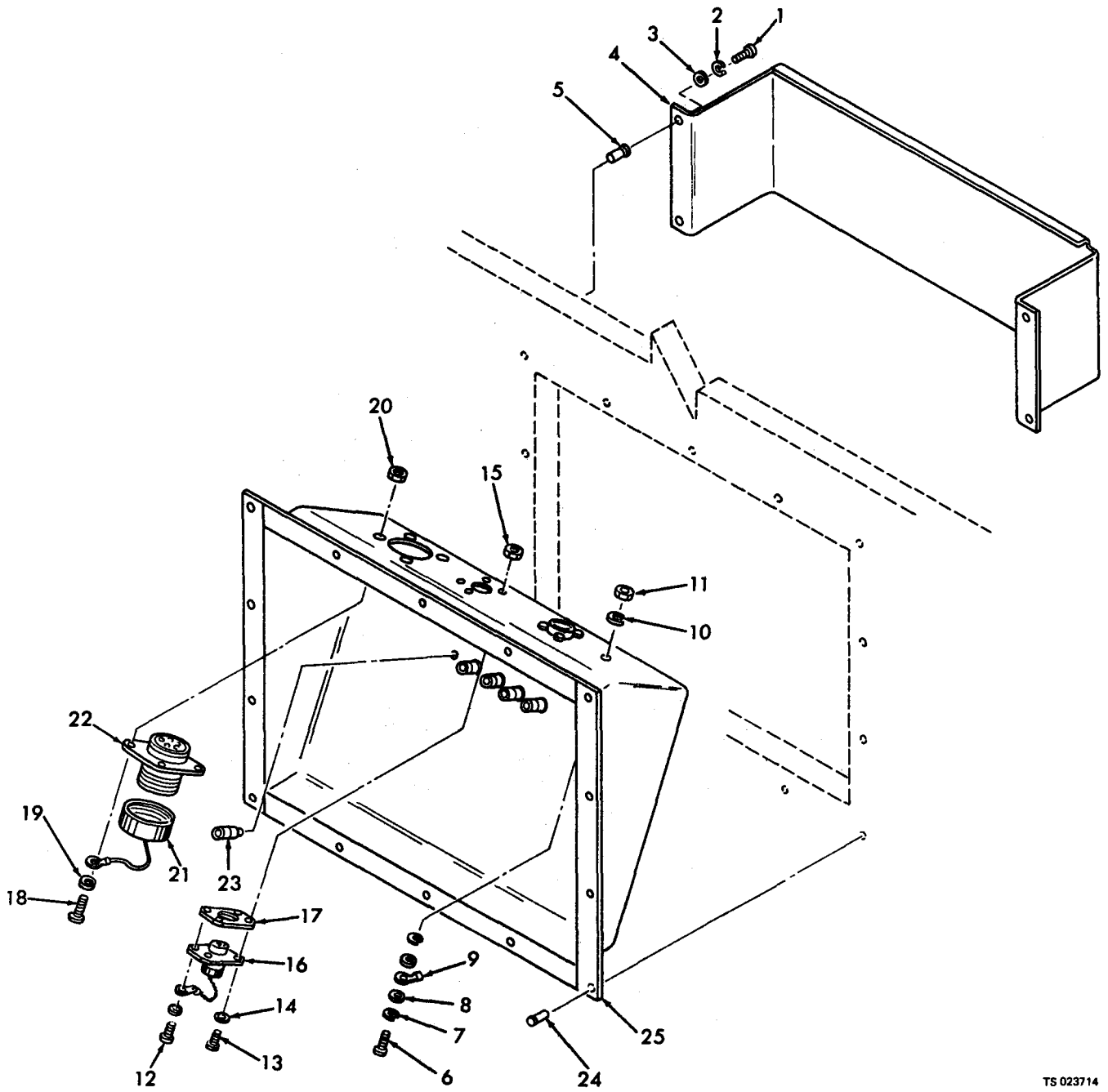
(1)	(2)	(3)	(4)	(5)	(6)	(7)	(8)	
ILLUSTRATION							QTY	
(A)	(B)	NATIONAL			DESCRIPTION		INC	
FIG	ITEM	SMR	STOCK	PART			IN	
NO	NO	CODE	NUMBER	NUMBER	FSCM	USABLE ON CODE	U/M	
							UNIT	
34	15	XDFZZ		434-1025-5	05699	CONDUIT: EMT THINWALL	EA	1
34	16	XDFZZ		434-1025-1	05699	CONDUIT: EMT THINWALL	EA	1
34	17	XDFZZ		434-1025-9	05699	CONDUIT: EMT THINWALL	EA	1
34	18	XDFZZ		434-1025-3	05699	CONDUIT: EMT THINWALL	EA	1
34	19	PAFZZ	5975-00-642-7261	152	72971	LOCKNUT, CONNECTOR	EA	6
34	20	PAFZZ		8107-875	72971	CONNECTOR	EA	2
34	21	PAOZZ		MS35207-281	96906	SCREW, MACHINE: HOUSING MTG	EA	14
34	22	PAOZZ	5310-00-582-5965	MS35338-44	96906	WASHER, LOCK: HOUSING MTG	EA	14
34	23	PAOZZ	5310-00-184-9001	AN960D416L	88044	WASHER, FLAT: HOUSING MTG	EA	14
34	24	XDFZZ		3096610-007-107	25500	HOUSING ASSEMBLY: (COMPONENTS ARE THE SAME AS P/N 3096610-007-103, 3096610-009-101, AND 3096610-007-105, EXCEPT AS INDICATED)	EA	1
34	25	XDFZZ		3096610-007-103	25500	HOUSING ASSEMBLY: (COMPONENTS ARE THE SAME AS P/N 3096610-007-107, 3096610-007-101, AND 3096610-007-105, EXCEPT AS INDICATED)	EA	3
34	26	XDFZZ		3096610-007-101	25500	HOUSING ASSEMBLY: (COMPONENTS ARE THE SAME AS P/N 3096610-007-107, 3096610-007-103, AND 3096610-007-105, EXCEPT AS INDICATED)	EA	2
34	27	XDFZZ		3096610-007-105	25500	HOUSING ASSEMBLY: (COMPONENTS ARE THE SAME AS P/N 3096610-007-107, 3096610-007-103, AND 3096610-007-101, EXCEPT AS INDICATED)	EA	1
34	28	PAOZZ	5305-00-989-7435	MS35207-264	96906	SCREW, MACHINE: GROUNDING	EA	1
34	29	PAOZZ	5310-00-543-5933	MS35333-73	96906	WASHER, LOCK: GROUNDING	EA	1
34	30	PAOZZ	5310-00-934-9751	MS35650-302	96906	NUT, PLAIN, HEX: GROUNDING	EA	2
34	31	PAOZZ	5310-00-045-3296	MS35338-43	96906	WASHER, LOCK: GROUNDING	EA	1
34	32	PAOZZ	5310-00-167-0753	AN960D10L	88044	WASHER, FLAT: GROUNDING	EA	1
34	33	XDFZZ		3096610-007-7	25500	HOUSING: (USE ONLY ON P/N 3096610-007-107)	EA	1
34	33	XDFZZ		3096610-007-3	25500	HOUSING: (USE ONLY ON P/N 3096610-007-103)	EA	1
34	33	XDFZZ		3096610-007-1	25500	HOUSING: (USE ONLY ON P/N 3096610-007-101)	EA	1
34	33	XDFZZ		3096610-007-5	25500	HOUSING: (USE ONLY ON P/N 3096610-007-105)	EA	1



TS 023713

(1) ILLUSTRATION		(2) SMR CODE	(3) NATIONAL STOCK NUMBER	(4) PART NUMBER	(5) FSCM	(6) DESCRIPTION  USABLE ON CODE	(7) U/M	(8) QTY INC IN UNIT
(a) FIG NO.	(b) ITEM NO.							
35	1	PAOZZ		ABH12	73616	CLAMP, GROUNDING ROD	EA	1
35	2	PAFZZ		NO8BARE-SOLID	92194	WIRE, ELECTRICAL: GROUNDING, AWG 8, BARE, SOLID	FT	10
35	3	PAOZZ	5975-00-263-0805	GR126	73616	ROD, GROUNDING	EA	1
36	1	PAOZZ	5305-00-989-6265	MS35207-262	96906	SCREW, MACHINE: POWER PANEL COVER MTG	EA	4
36	2	PAOZZ	5310-00-933-8120	MS35338-138	96906	WASHER, LOCK: POWER PANEL COVER MTG	EA	4
36	3	PAOZZ	5310-00-167-0753	AN960PD10L	88044	WASHER, FLAT: POWER PANEL COVER MTG	EA	4
36	4	XDOZZ		434-1058-1	05699	COVER, POWER PANEL	EA	1
36	5	PAFZZ	5320-01-032-3034	BN532-1032-1-24	73197	INSERT, SCREW THREAD	EA	4
36	6	PAFZZ	5305-00-059-3661	MS51958-65	96906	SCREW, MACHINE: GROUNDING	EA	1
36	7	PAOZZ	5310-00-209-1239	MS35335-60	96906	WASHER, LOCK: GROUNDING	EA	2
36	8	PAFZZ	5310-00-167-0812	AN960C10L	88044	WASHER, FLAT: GROUNDING	EA	2
36	9	PAOZZ	5940-00-113-9824	MS20659-107	96906	TERMINAL, LUG: GROUNDING	EA	1
36	10	PAOZZ	5310-00-933-8120	MS35338-138	96906	WASHER, LOCK: GROUNDING	EA	1
36	11	PAOZZ	5310-00-934-9765	MS35650-304	96906	NUT, PLAIN, HEX: GROUNDING	EA	1
36	12	PAFZZ		MS51957-17	96906	SCREW, MACHINE: CONNECTOR MTG	EA	2
36	13	PAFZZ	5305-00-054-5649	MS51957-15	96906	SCREW, MACHINE: CONNECTOR MTG	EA	6
36	14	PAFZZ	5310-00-782-1349	MS15795-804	96906	WASHER, FLAT: CONNECTOR MTG	EA	8
36	15	PAFZZ	5310-00-878-3292	MS21043-04	96906	NUT, SELF-LOCKING: CONNECTOR MTG	EA	8
36	16	PAFZZ	5935-00-934-1631	MS25199-1	96906	CONNECTOR, RECEPTACLE, ELECTRICAL	EA	2
36	17	PAFZZ	5330-00-558-2407	10-36675-22	07038	GASKET, CONNECTOR	EA	2
36	18	PAFZZ	5305-00-059-3661	MS51958-65	96906	SCREW, MACHINE: CONNECTOR MTG	EA	4
36	19	PAFZZ	5310-00-167-0812	AN960C10L	88044	WASHER, FLAT: CONNECTOR MTG	EA	4
36	20	PAFZZ	5310-00-844-3302	MS21043-3	96906	NUT, SELF-LOCKING: CONNECTOR MTG	EA	4
36	21	PAOZZ	5935-00-114-5781	MS90564-3C	96906	COVER, CONNECTOR	EA	1
36	22	PAFZZ	5935-00-114-8708	MS90558C32412P	96906	CONNECTOR, RECEPTACLE, ELECTRICAL	EA	1

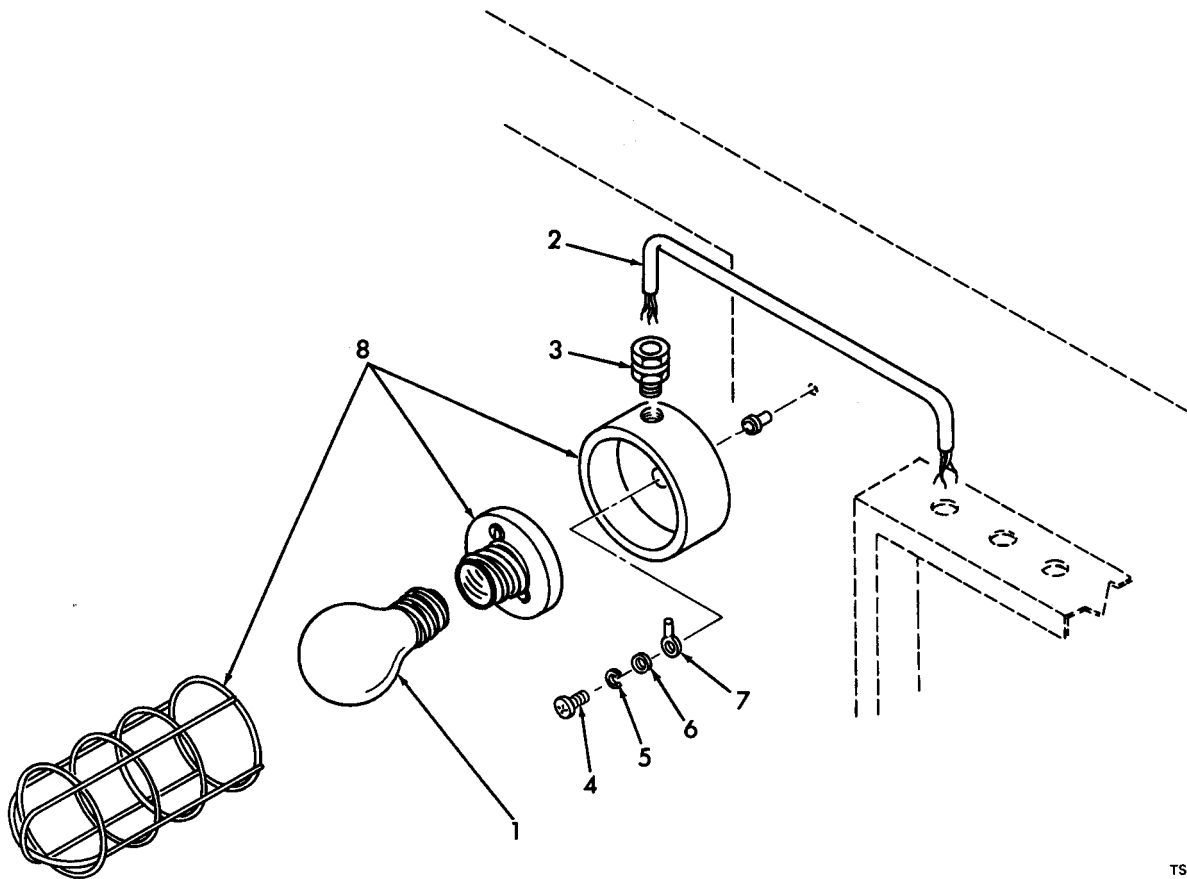
Figure 35. Grounding rod.



TS 023714

(1) ILLUSTRATION		(2)	(3)	(4)	(5)	(6)	(7)	(8)
(a) FIG NO.	(b) ITEM NO.	SMR CODE	NATIONAL STOCK NUMBER	PART NUMBER	FSCM	DESCRIPTION	U/M	QTY INC IN UNIT
36	23	PAOZZ	5940-00-937-5237	WB8CHA1	72825	BINDING POST: TELEPHONE CONNECTION	EA	10
36	24	PAFZZ		1601-0613	19738	RIVET, BLIND: POWER PANEL MTG	EA	14
36	25	XDFZZ		434-1040-101	05699	PANEL, POWER	EA	1

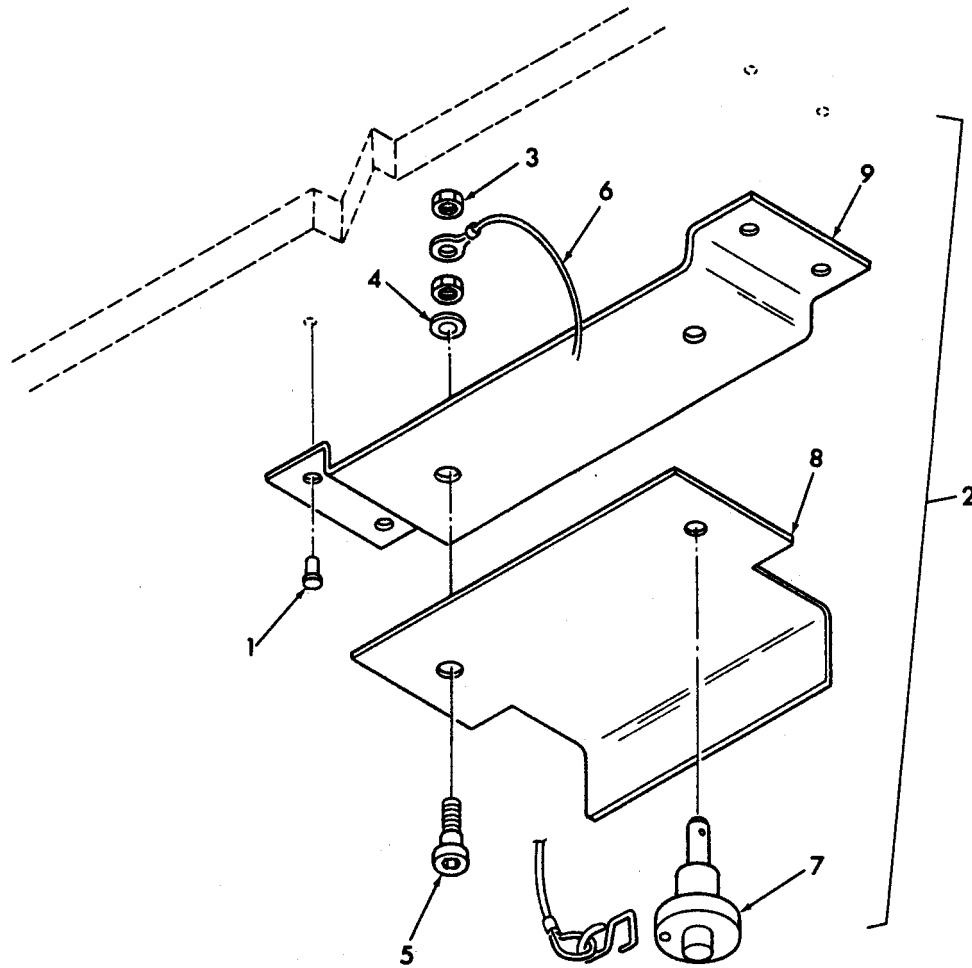
Figure 36. Power panel components.



TS 023715

(1) ILLUSTRATION		(2)	(3)	(4)	(5)	(6)	(7)	(8)
(a) FIG NO.	(b) ITEM NO.	SMR CODE	NATIONAL STOCK NUMBER	PART NUMBER	FSCM	DESCRIPTION	U/M	QTY INC IN UNIT
37	1	PAOZZ		A32/100A/W/	08805	LAMP, INCANDESCENT: 100 WATTS	EA	1
37	2	PAFZZ		NO12/3-50	92194	CORD, PORTABLE: EMERGENCY LIGHT	IN	42
37	3	PAFZZ		8105-675	72971	CONNECTOR, CORD	EA	1
37	4	PAOZZ		MS35207-283	96906	SCREW, MACHINE: LIGHT MTG	EA	1
37	5	PAOZZ	5310-00-582-5965	MS35338-44	96906	WASHER, LOCK: LIGHT MTG	EA	1
37	6	PAOZZ	5310-00-184-9001	AN960PD416L	88044	WASHER, FLAT: LIGHT MTG	EA	1
37	7	PAOZZ		32970	00779	TERMINAL, GROUNDING	EA	1
37	8	PAFZZ		VE217/ADALET/	73389	LIGHT, EMERGENCY	EA	1
37	9	PAFZZ	5320-01-032-3030	BN532-428-1-23	73197	INSERT, SCREW THREAD	EA	1

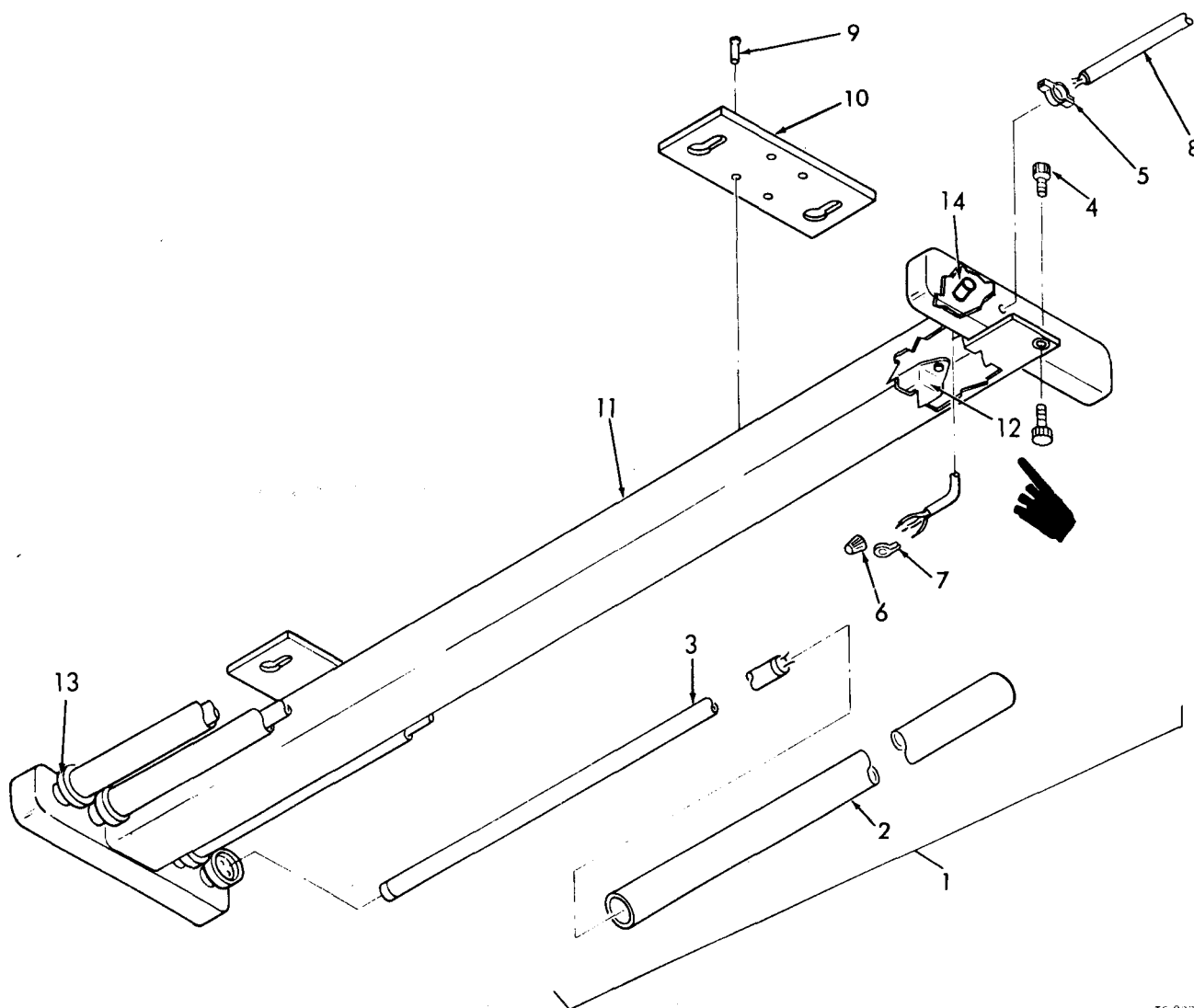
Figure 37. Emergency light.



TS 023698

(1) ILLUSTRATION		(2)	(3)	(4)	(5)	(6)	(7)	(8)	
(a) FIG NO.	(b) ITEM NO.	SMR CODE	NATIONAL STOCK NUMBER	PART NUMBER	FSCM	DESCRIPTION	USABLE ON CODE	U/M	QTY INC IN UNIT
38	1	PAFZZ	5327-00-582-3305	MS20600AD4W3	96906	RIVET, BLIND: RETAINER MTG		EA	4
38	2	XDFZZ		434-1029-101	05699	RETAINER ASSEMBLY, CEILING LIGHT		EA	1
38	3	PAOZZ	5310-00-934-9760	MS35649-204	96906	NUT, PLAIN, HEX: LANYARD MTG		EA	2
38	4	PAOZZ	5310-00-531-9515	AN960C416	88044	WASHER, FLAT: LANYARD MTG		EA	1
38	5	PAOZZ		SP512705L4C4D	56878	SCREW, SHOULDER: LANYARD AND BRACKET MTG		EA	1
38	6	PAOZZ	4010-00-457-2957	LT1504C6-6	84256	LANYARD ASSEMBLY		EA	1
38	7	PAOZZ	5347-00-993-5276	MS17984C303A	96906	PIN, QUICK RELEASE		EA	1
38	8	XDFZZ		434-1023-1	05699	BRACKET, PIVOT		EA	1
38	9	XDFZZ		434-1024-1	05699	BRACKET, LIGHT RETAINER		EA	1

Figure 38. Ceiling light retainer assembly.



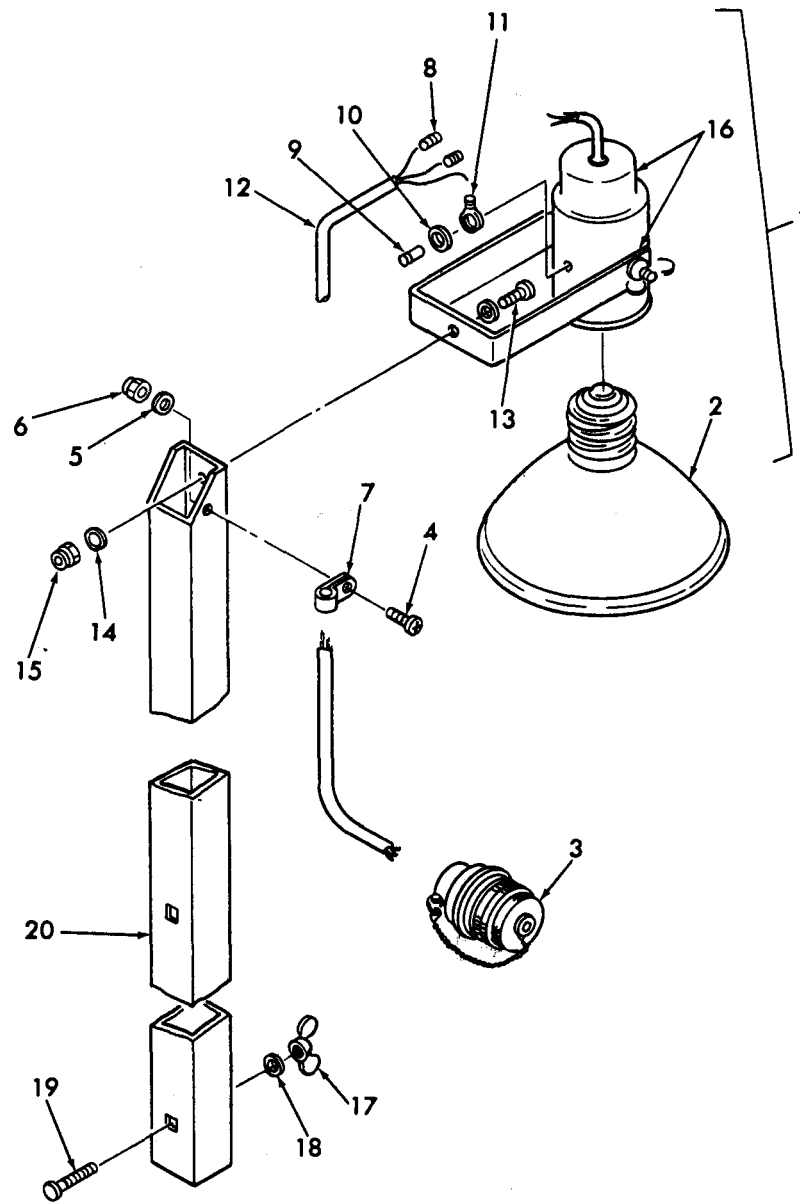
TS 023716

(1) ILLUSTRATION	(2) (a) FIG NO.	(b) ITEM NO.	(3) SMR CODE	(4) NATIONAL STOCK NUMBER	(5) PART NUMBER	(6) FSCM	(7) DESCRIPTION	(8) USABLE ON CODE	(9) U/N	(10) QTY INC IN UNIT
39	1	1	PAFZZ	434-1028-101	15695		LIGHT ASSEMBLY, CEILING: (COMPONENTS ARE THE SAME AS P/N 434-1028-103, EXCEPT AS INDICATED)		EA	1
39	1	1	PAFZZ	6210-01-032-1382	434-1028-103	15695	LIGHT ASSEMBLY, CEILING: (COMPONENTS ARE THE SAME AS P/N 434-1028-101, EXCEPT AS INDICATED)		EA	1
39	2	2	PAOZZ	6210-01-032-0825	30181	39945	TUBE, SAFETY		EA	4
39	3	3	PAOZZ	F40CW-T12RS		16247	LAMP, FLUORESCENT: 1-1/2 DIA X 48 IN. LG		EA	4
39	4	4	PAOZZ	5325-00-240-1854	FRBWW7500-10B3	18521	FASTENER, TURN-LOCK: (USE ONLY ON P/N 434-1028-101)		EA	1

Figure 39. Ceiling light assembly.



(1)	(2)	(3)	(4)	(5)	(6)	(7)	(8)
ILLUSTRATION							QTY
(A)	(B)	NATIONAL		DESCRIPTION		INC	
FIG	ITEM	SMR	STOCK	PART			IN
NO	NO	CODE	NUMBER	NUMBER	FSCM	USABLE ON CODE	U/M UNIT
39	5	XDFZZ		7316DC	03743	CONNECTOR,BOX	EA 1
39	6	PAOZZ		TYPE-Y	7820	CONNECTOR, WIRE	EA 2
39	7	PAOZZ	5940-00-143-4775	MS25036-156	96906	TERMINAL, LUG	EA 1
39	8	PAOZZ		EMS435057	05699	CABLE, FLEXIBLE: (USE ONLY ON P/N 434-1028-101)	IN 34
39	8	PAOZZ		12/3SO-3/C-STRD	92194	CORD, PORTABLE: (USE ONLY ON P/N 434-1028-103)	IN 12
39	9	PAFZZ	5320-00-582-3506	MS20601AD6W3	96906	RIVET, BLIND: SUPPORT PLATE MTG	EA 8
39	10	XDFZZ		434-1026-1	05699	SUPPORT PLATE, CEILING LIGHT	EA 2
39	11	XA		12463SP-SM	89943	LIGHT, CEILING	EA 1
39	12	PAOZZ		W589-D-TCP	89943	BALLAST, TRANSFORMER	EA 1
39	13	PAOZZ		END30181	89943	END CAPS,RUBBER	EA 8
39	14	PAOZZ	5915-00-538-3555	89G35	08595	FILTER, RADIO FREQUENCY	EA 1

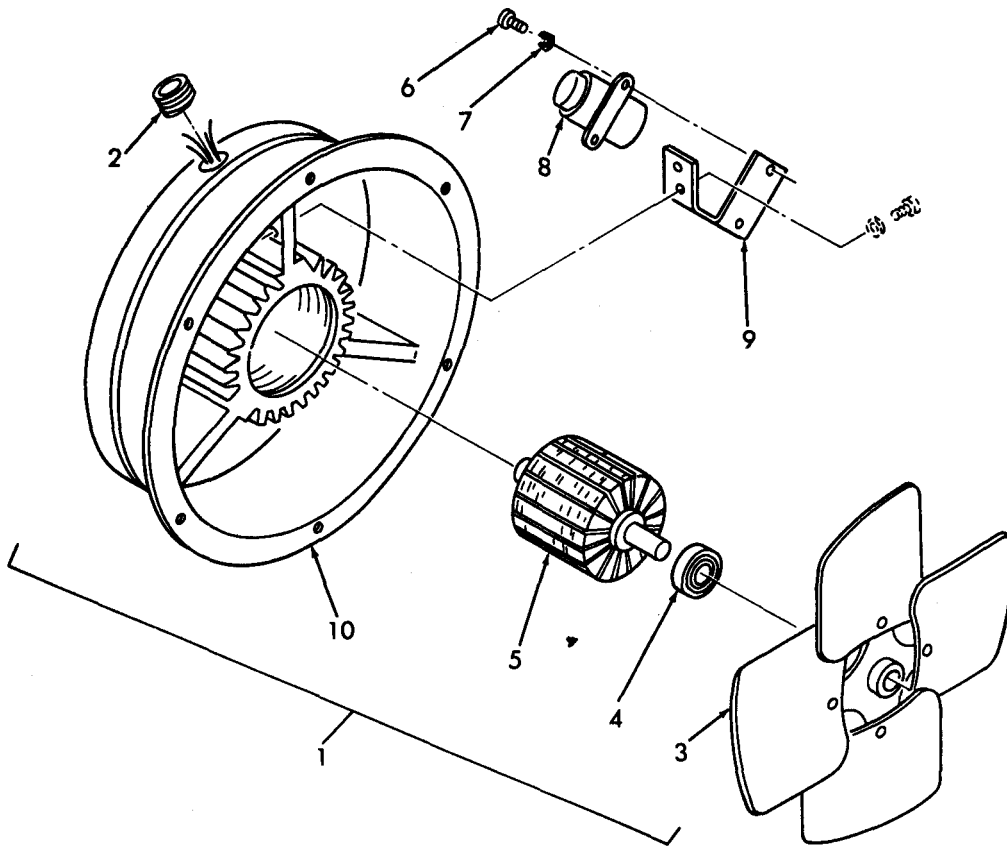


TS 023684

(1) ILLUSTRATION		(2)	(3)	(4)	(5)	(6)	(7)	(8)
(a) FIG NO.	(b) ITEM NO.	SMR CODE	NATIONAL STOCK NUMBER	PART NUMBER	F8CM	DESCRIPTION	U/M	QTY INC IN UNIT
40	1	PAOZZ	5410-00-218-9545	3080600-054-103	25500	LIGHT ASSEMBLY, EXTERIOR	EA	1
40	2	PAOZZ	6240-00-153-7772	150PAR/FL	9805	FLOOD LAMP: 150 WATT, OUTDOOR TYPE	EA	1
40	3	PAOZZ	5935-00-812-9240	7-8649	02660	CONNECTOR, PLUG, ELECTRICAL	EA	1
40	4	PAOZZ	5305-00-781-9057	MS27039-1-08	96906	SCREW, MACHINE: CLAMP MTG	EA	1

Figure 40. Exterior light assembly.

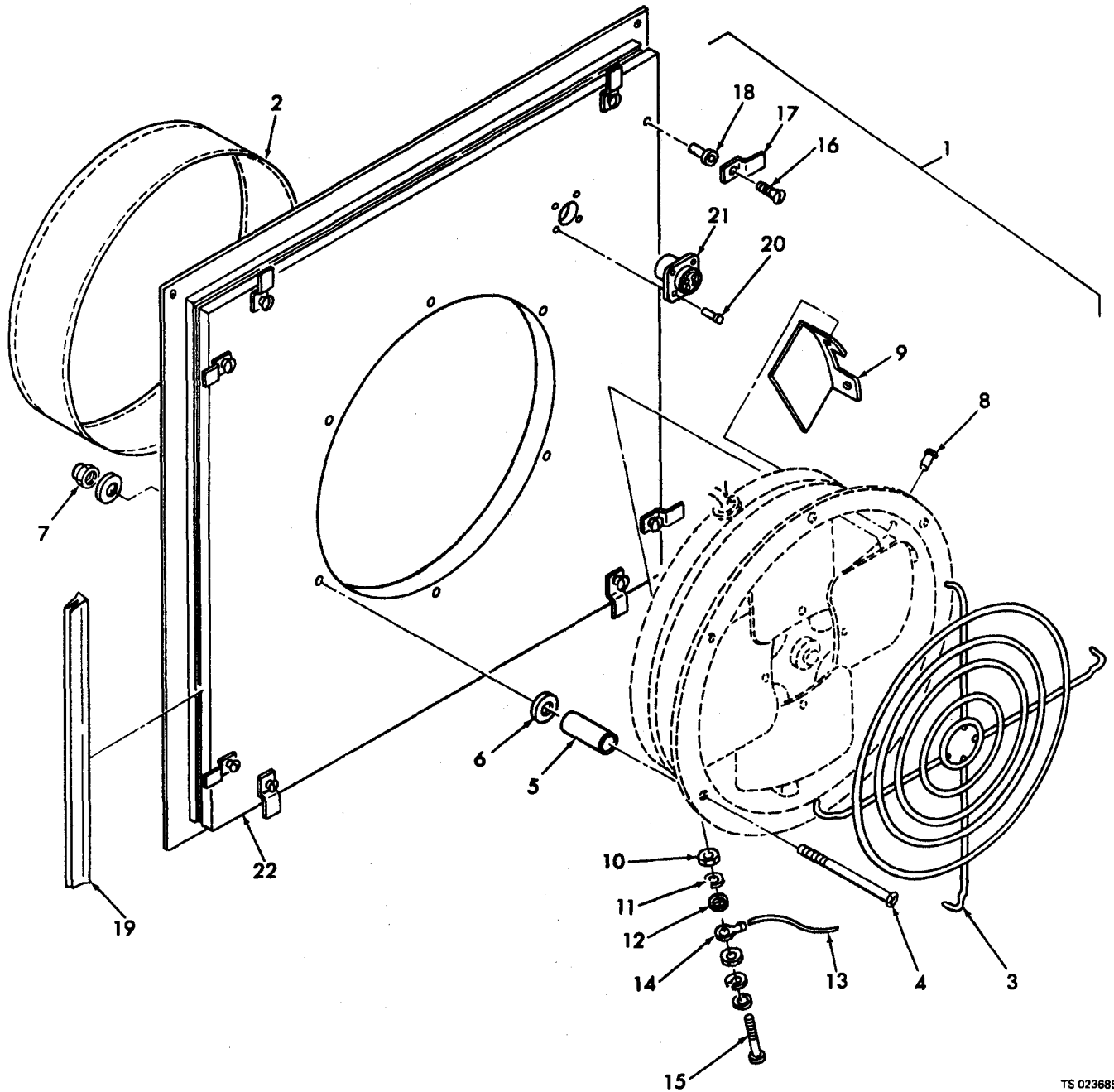
(1)	(2)	(3)	(4)	(5)	(6)	(7)	(8)
ILLUSTRATION		NATIONAL			DESCRIPTION		QTY
(A)	(B)	STOCK	PART				INC
FIG	ITEM	SMR	NUMBER	NUMBER	FSCM	USABLE ON CODE	U/M
NO	NO	CODE	NUMBER	NUMBER			UNIT
40	5	PAOZZ	5310-00-167-0834	AN960-10L	88044	WASHER, FLAT: CLAMP MTG	EA 1
40	6	PAOZZ	5310-00-807-1474	NAS679A3	80205	NUT, SELF-LOCKING, HEX: CLAMP MTG	EA 1
40	7	PAOZZ	5340-00-915-2342	MS25281-6	96906	CLAMP, LOOP	EA 1
40	8	XDFZZ		YSE14H	09922	SPLICE, WIRE	EA 2
40	9	PAFZZ	5320-00-825-0248	1601-0410	19738	RIVET, BLIND: TERMINAL MTG	EA 1
40	10	PAOZZ	5310-00-167-0816	AN960-6	88044	WASHER, FLAT: TERMINAL MTG	EA 1
40	11	PAOZZ	5940-00-143-4780	MS25036-108	96906	TERMINAL, LUG	EA 1
40	12	PAOZZ		NO14-SJ03COND	92194	CABLE, ELECTRICAL: 14AWG, TYPE SJO, 3 CONDUCTOR	FT 25
40	13	PAOZZ	5305-00-839-7089	MS27039-4-09	96906	SCREW, MACHINE: LAMPHOLDER MTG	EA 1
40	14	PAOZZ	5310-00-141-1795	AN960-416	88044	WASHER, FLAT: LAMPHOLDER MTG	EA 2
40	15	PAOZZ	5310-00-807-1468	MS21042-4	96906	NUT, SELF-LOCKING, HEX: LAMPHOLDER MTG	EA 1
40	16	PAOZZ		2S	74545	LAMPHOLDER ASSEMBLY	EA 1
40	17	PAOZZ	5310-00-080-8495	MS35425-39	96906	NUT, PLAIN, WING	EA 2
40	18	PAOZZ	5310-00-141-1795	AN960-416	88044	WASHER, FLAT	EA 2
40	19	PAOZZ	5306-00-027-0722	MS35751-19	96906	BOLT, SQUARE NECK	EA 2
40	20	XDOZZ		3080600-055-1	25500	POST, EXTERIOR LIGHT	EA 1



TS 023717

(1) ILLUSTRATION		(2)	(3)	(4)	(5)	(6)	(7)	(8)
(a) FIG NO.	(b) ITEM NO.	SMR CODE	NATIONAL STOCK NUMBER	PART NUMBER	FSCM	DESCRIPTION	USABLE ON CODE	QTY INC IN UNIT
41	1	PAOZZ	4140-00-001-7993	BC3810F0-5	92702	FAN ASSEMBLY, TUBEAXIAL	EA	1
41	2	XDFZZ		85-31	92702	GROMMET	EA	1
41	3	PAFZZ	4140-01-031-6392	68-120-183	92702	BLADE, FAN	EA	1
41	4	PAFZZ		47-13-43	92702	BEARING	EA	2
41	5	XDFZZ		4110858-4	92702	ROTOR ASSEMBLY	EA	1
41	6	PAFZZ		91-26-1	92702	SCREW, MACHINE: CAPACITOR AND BRACKET MTG	EA	4
41	7	PAFZZ	5310-01-007-1569	92-6	92702	WASHER, LOCK: CAPACITOR AND BRACKET MTG	EA	4
41	8	PAFZZ		86-51-3	92702	CAPACITOR: 5MFD, 236 VAC	EA	1
41	9	XDFZZ		64-507	92702	BRACKET, CAPACITOR	EA	1
41	10	XDFZZ		5110-78-1	92702	STATOR ASSEMBLY	EA	1

Figure 41. Tubeaxial fan assembly.



TS 023685

(1) ILLUSTRATION		(2)	(3)	(4)	(5)	(6)	(7)	(8)
(a) FIG NO	(b) ITEM NO	SMR CODE	NATIONAL STOCK NUMBER	PART NUMBER	FSCM	DESCRIPTION	USABLE ON CODE	QTY INC IN UNIT
42	1	XDFHH		434-1400-101	05699	PANEL ASSEMBLY, TUBEAXIAL FAN		EA 1
42	2	PBOZZ		3096400-182-101	25500	COVER, VENT		EA 1

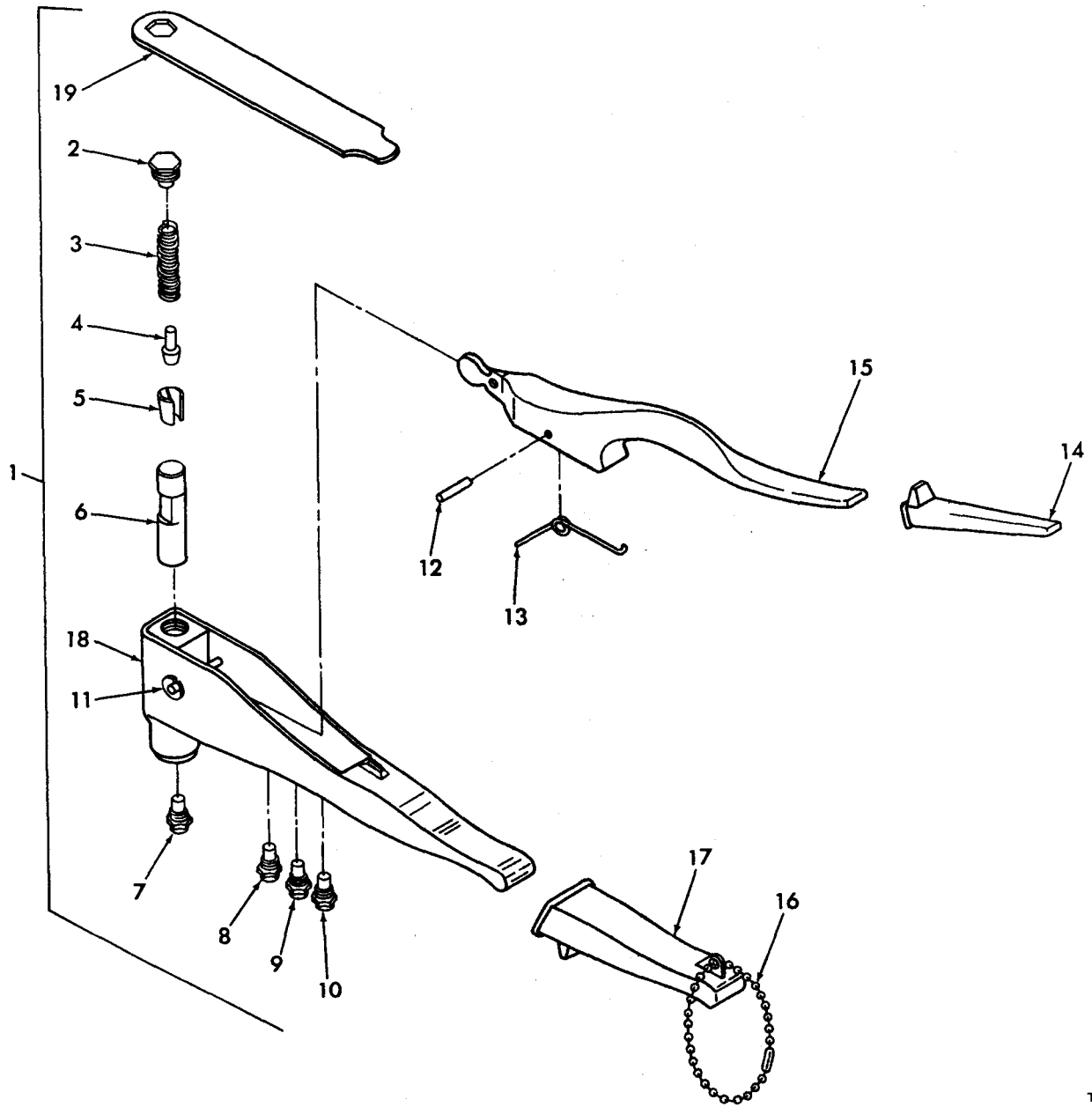
Figure 42. Tubeaxial fan panel assembly.

(1)	(2)	(3)	(4)	(5)	(6)	(7)	(8)	
ILLUSTRATION							QTY	
(A)	(B)	NATIONAL			DESCRIPTION		INC	
FIG	ITEM	SMR	STOCK	PART			IN	
NO	NO	CODE	NUMBER	NUMBER	FSCM	USABLE ON CODE	U/M	
							UNIT	
42	3	XDOZZ		434-1078-1	05699	COVER, FAN	EA	1
42	4	PAOZZ	5305-00-707-3604	MS24694S77	96906	SCREW, MACHINE: FAN MTG	EA	6
42	5	XDOZZ		NAS43HT3-45	80205	SPACER, TUBE: FAN MTG	EA	6
42	6	PAOZZ	5310-00-167-0765	AN970-3	88044	WASHER, FLAT: FAN MTG	EA	6
42	7	PAOZZ	5310-00-807-1474	NAS679A3	80205	NUT, SELF-LOCKING: FAN MTG	EA	6
42	8	PAFZZ	5320-01-032-1043	1601-0414	19738	RIVET, BLIND: COVER PLATE MTG	EA	2
42	9	XDFZZ		434-1095-1	05699	PLATE, COVER	EA	1
42	10	PAOZZ	5310-00-934-9761	MS35649-264	96906	NUT, PLAIN, HEX: GROUNDING	EA	2
42	11	PAOZZ	5310-00-929-6395	MS35338-136	96906	WASHER, LOCK: GROUNDING	EA	2
42	12	PAOZZ	5310-00-531-9514	AN960C6	88044	WASHER, FLAT: GROUNDING	EA	2
42	13	PAOZZ		MIL-W-16878/1-GREEN	81349	WIRE, ELECTRICAL: TYPE B20, GREEN	IN	12
42	14	PAOZZ	5940-00-113-3137	MS20659-101	96906	TERMINAL, LUG: GROUNDING	EA	1
42	15	PAOZZ	5305-00-054-6657	MS51957-33	96906	SCREW, MACHINE: GROUNDING	EA	1
42	16	PAOZZ	5305-00-385-6618	NAS1300-3T10	80205	THUMBSCREW	EA	8
42	17	PAOZZ	5340-01-032-3048	3096400-179-1	25500	DOG	EA	8
42	18	PAFZZ	5310-00-929-6398	NAS1330C3B166	80205	NUT, BLIND RIVET	EA	8
42	19	PAFZZ	5340-01-032-2981	434-1400-1	05699	SEAL, RUBBER	IN	V
42	20	PAFZZ	5320-00-825-0248	1601-0410	19738	RIVET, BLIND: CONNECTOR MTG	EA	4
42	21	PAFZZ	5935-00-082-2368	MS3110E14-5P	96906	CONNECTOR, PLUG, ELECTRICAL	EA	1
42	22	XDFZZ		434-1301-101	05699	PANEL ASSEMBLY	EA	1

(1)	(2)	(3)	(4)	(5)	(6)	(7)	(8)
ILLUSTRATION		NATIONAL	DESCRIPTION			QTY	
(A)	(B)	STOCK	PART			INC	IN
FIG	ITEM	SMR	NUMBER	FSCM	USABLE ON CODE	U/M	UNIT
NO	NO	CODE	NUMBER				
GROUP 03 - BULK MATERIALS							
BULK	PAFZZ		N04BLK-THW	92194	WIR, ELECTRICAL: AWG-4, TYPE THW, BLACK, 2 FT LG		FT
BULK	PAFZZ		N04RED-THW	92194	WIRE, ELECTRICAL: AWG, TYPE THW, RED, 2 FT LG		FT
BULK	PAFZZ		N04BLUE-THW	92194	WIRE, ELECTRICAL: AWG-4, TYPE THW, BLUE, 2 FT LG		FT
BULK	PAFZZ		N04WHT-THW	92194	WIRE, ELECTRICAL: AWG-4, TYPE THW, WHITE, 4 FT LG		FT
BULK	PAFZZ		N06GRN-THW	92194	WIRE, ELECTRICAL: AWG-6, TYPE THW, GREEN, 2 FT LG		FT
BULK	PAFZZ		N012BLK-THHN	92194	WIRE, ELECTRICAL: AWG-12, TYPE THHN, BLACK, 29 FT LG		FT
BULK	PAFZZ		N012BLUE-THHN	92194	WIRE, ELECTRICAL: AWG-12, TYPE THHN, BLUE, 56 FT LG		FT
BULK	PAFZZ		N012RED-THHN	92194	WIRE, ELECTRICAL: AWG-12, TYPE THHN, RED, 39 FT LG		FT
BULK	PAFZZ		N012GRN-THHN	92194	WIRE, ELECTRICAL: AWG-12, TYPE THHN, GREEN, 43 FT LG		FT
BULK	PAFZZ		N012WHT-THHN	92194	WIRE, ELECTRICAL: AWG-12, TYPE THHN, WHITE, 47 FT LG		FT
BULK	PAFZZ		N014BLUE-THHN	92194	WIRE, ELECTRICAL: AWG-12, TYPE THHN, BLUE, 3 FT LG		FT
BULK	PAFZZ		N014WHT-THHN	92194	WIRE, ELECTRICAL: AWG-14, TYPE THHN, WHITE, 4 FT LG		FT
BULK	PAFZZ		N014RED-THHN	92194	WIRE, ELECTRICAL: AWG-14, TYPE THHN, RED, 2 FT LG		FT
BULK	PAFZZ		N014GRN-THHN	92194	WIRE, ELECTRICAL: AWG-14, TYPE THHN, GREEN, 4 FT LG		FT
BULK	PAOZZ		2072K2	39428	FILTER MATERIAL		SH
BULK	PAFZZ		313054	05699	SEAL, RUBBER		IN
BULK	PAOZZ		313055	05699	SEAL, SILICONE RUBBER		IN
BULK	PAOZZ		313056	05699	SEAL, RUBBER		IN
BULK	PAOZZ		313057	05699	SEAL, RUBBER		IN
BULK	PAOZZ		313060	05699	SEAL, RUBBER		IN

(1)	(2)	(3)	(4)	(5)	(6)	(7)	(8)
ILLUSTRATION		FEDERAL			DESCRIPTION		QTY
(A)	(B)	STOCK	PART	FSCM		USABLE ON CODE	INC
FIG	ITEM	SMR	NUMBER				IN
NO	NO	CODE	NUMBER				UNIT
GROUP 04 - REPAIR KIT							
KIT		PAOZZ	5410-01-031-7202	434-1092	05699		EA 1
KIT		XDOZZ		2824T4	39428		EA 1
KIT		PAOZZ		434-1092-2	05699		EA 1
KIT		PAOZZ		434-1092-3	05699		EA 1
KIT		PAOZZ		434-1092-4	05699		EA 1
KIT		PAOZZ		6061-T6	05699		EA 6
KIT		PAOZZ		DURAPOX II	00933		QT 1
KIT		PAOZZ		434-1092-7	05699		FT 60
KIT		PAOZZ		434-1092-9	05699		FT 60
KIT		PAOZZ	5320-00-825-0248	1601-0410	19738		EA 100
KIT		PAOZZ	5320-01-032-1043	1601-0414	19738		EA 100
KIT		PAOZZ		1601-0613	19738		EA 100
KIT		PAOZZ	5320-00-005-1051	1601-0619	19738		EA 100
KIT		PAOZZ	8030-00-842-8127	MIL-S-8802	81349		PT 1
KIT		PAOZZ		434-1092-15	05699		EA 3
KIT		PAOZZ		434-1092-16	05699		EA 2
KIT		PAOZZ		MIL-A-46106- TYPE 1	81349		PT 1
KIT		PAOZZ		SC3900	01139		PT 1
KIT		PAOZZ		FE5094PART- A & B	92528		PT 1
KIT		PAOZZ	8040-00-201-8835	SR529	01139		PT 1
KIT		XDFZZ		C845	03481		EA 1
KIT		XDFZZ		C722	03481		EA 1





TS 023718

(1) ILLUSTRATION		(2)	(3)	(4)	(5)	(6)	(7)	(8)
(a) FIG NO.	(b) ITEM NO.	SMR CODE	NATIONAL STOCK NUMBER	PART NUMBER	FSCM	DESCRIPTION	USABLE ON CODE	QTY INC IN UNIT
43	1	PAFZZ	5120-00-017-2849	HP-2	10054	RIVETER, BLIND, HAND		EA 1
43	2	XAFZZ		HP-26A	10054	NUT, RETAINING		EA 1

Figure 43. Blind hand riveter.

(1)	(2)	(3)	(4)	(5)	(6)	(7)	(8)	
ILLUSTRATION								
(A)	(B)	NATIONAL			DESCRIPTION		QTY	
FIG	ITEM	SMR	STOCK	PART			INC	
NO	NO	CODE	NUMBER	NUMBER	FSCM	USABLE ON CODE	U/M	
							UNIT	
43	3	XAFZZ		HP-25	10054	SPRING, JAW PUSHER	EA	1
43	4	XAFZZ		HP-24	10054	PUSHER, JAW	EA	1
43	5	XAFZZ		HP-23S	10054	JAW	EA	2
43	6	XAFZZ		HP-22	10054	CASE, COLLET	EA	2
43	7	XAFZZ		HP-30B	10054	NOSE PEICE: STANDARD, 1/8 IN. DIA RIVET	EA	1
43	8	XAFZZ		HP-30A	10054	NOSE PEICE: STANDARD, 3/32 IN. DIA RIVET	EA	1
43	9	XAFZZ		HP-30C	10054	NOSE PEICE: STANDARD. 5/32 IN. DIA RIVET	EA	1
43	10	XAFZZ		HP-30D	10054	NOSE PEICE: STANDARD, 3/16 IN. DIA RIVET	EA	1
43	11	XAFZZ		FP-1	10054	FULCRUM ASSEMBLY	EA	1
43	12	XAFZZ		HP-32	10054	PIN, RETAINING: TORSION SPRING	EA	1
43	13	XAFZZ		HP-31A	10054	SPRING, TORSION	EA	1
43	14	XAFZZ		HP-46	10054	GRIP, HANDLE	EA	1
43	15	XAFZZ		HP-21A	10054	HANDLE	EA	1
43	16	XAFZZ		HP-47	10054	CHAIN, LOCKING	EA	1
43	17	XAFZZ		HP-45	10054	GRIP, BODY	EA	1
43	18	XAFZZ		HP-40	10054	BODY	EA	1
43	19	XAFZZ		HP-48	10054	WRENCH, NOSEPEICE	EA	1

SECTION IV. NATIONAL STOCK NUMBER AND PART NUMBER INDEX

STOCK NUMBER	FIGURE NO	ITEM NO	STOCK NUMBER	FIGURE NO	ITEM NO
4010-00-128-8861	7	2	5315-01-006-4061	4	1
4140-00-001-7993	41	1	5320-00-061-9633	28	5
5120-00-017-2849	43	1	5320-00-106-4910	6	4
5305-00-051-0227	23	29		7	6
5305-00-059-3660	16	9		18	8
5305-00-068-0506	21	7		19	7
5305-00-724-7847	27	3		19	13
	28	6		20	13
5305-00-753-7078	17	3		27	17
5305-00-773-3449	28	11	5320-00-236-3929	10	3
5305-00-957-7811	21	5		14	15
	22	21		22	24
5305-00-957-7812	21	1	5320-00-274-8149	10	9
5305-00-984-4988	30	1		14	7
5305-00-989-6265	21	11		25	10
	36	1	5320-00-369-4059	28	18
5305-00-993-2457	11	15	5320-00-435-5352	2	1
5310-00-103-0630	18	3	5320-00-582-3276	22	11
5310-00-106-4910	20	7		23	18
5310-00-145-1764	11	4	5320-00-582-3301	19	9
5310-00-167-0753	32	15		19	18
	33	21		20	9
	34	32		22	10
	36	3		23	17
5310-00-167-0765	42	6	5320-00-582-3499	23	6
5310-00-167-0806	21	18		23	13
5310-00-184-9001	37	6	5320-00-584-1285	11	22
5310-00-187-2398	30	3	5320-00-813-5450	2	4
5310-00-301-4419	11	30	5320-00-813-6313	28	3
5310-00-550-1130	21	8	5320-00-869-2193	2	3
	25	13	5320-01-004-4137	19	15
5310-00-576-5752	21	12		20	34
5310-00-774-5793	11	19	5340-00-267-0725	7	3
5310-00-782-1349	36	14	5340-00-974-9847	18	2
5310-00-807-1468	7	8	5340-01-022-0877	3	2
	40	15	5410-00-332-9249	10	4
5310-00-809-4058	21	9	5925-00-198-3689	30	7
5310-00-809-8546	21	13	5925-00-253-4241	30	9
5310-00-844-3302	36	20	5925-00-903-2476	30	8
5310-00-878-3292	36	15	5935-00-114-5781	36	21
5315-00-823-8242	29	6	5935-00-114-8708	36	22
5315-00-934-0230	29	2	5935-00-812-9240	40	1
			5975-00-263-0805	35	3

SECTION IV. NATIONAL STOCK NUMBER AND PART NUMBER INDEX

PART NUMBER	FSCM	FIGURE NO.	ITEM NO.	PART NUMBER	FSCM	FIGURE NO.	ITEM NO.
ABH12	73616	35	1		73197	20	13
AL15818	19220	18	2		73197	27	17
AL15926	19220	18	3	BN527-428-4	73197	18	20
AL23-5624-50	19220	18	25		73197	22	33
AN4-10A	88044	18	14		73197	23	8
	88044	18	22	BN527-524-3	73197	27	8
AN4-5A	88044	18	4	BN527-524-4	73197	27	9
AN4-7A	88044	6	1	BN527-624-2	73197	16	14
	88044	18	22	BN527-624-3	73197	28	17
AN960-10L	88044	17	5	BN532-1032-1-24	73197	20	21
	88044	40	5		73197	21	4
AN960-416	88044	40	14		73197	22	23
	88044	40	18		73197	23	31
AN960-416L	88044	7	9		73197	24	28
AN960-6	88044	40	10		73197	36	5
AN960C10	88044	3	4	BN532-428-1-11	73197	10	13
	88044	24	3		73197	14	13
	88044	24	8	BN532-428-1-23	73197	1	12
	88044	24	19		73197	18	9
AN960C10L	88044	36	8		73197	19	27
	88044	36	19		73197	22	20
AN960C416	88044	6	2		73197	23	28
	88044	7	5		73197	25	14
	88044	18	6		73197	30	14
	88044	18	16		73197	37	9
	88044	18	24	BN532-428-1-24	73197	28	10
	88044	19	5	BN532-524-1-22	73197	19	23
	88044	20	5		73197	20	17
	88044	22	31		73197	25	15
	88044	38	4	BN532-524-1-24	73197	27	10
AN960C6	88044	42	12	BN532-624-1-21	73197	21	21
AN960C616	88044	28	12		73197	25	9
AN960C816	88044	21	18	BN532-624-1-24	73197	28	2
AN960D10	88044	34	10		73197	28	9
AN960D10L	88044	34	32	C722	03481	KIT	
AN960D416L	88044	30	13	C845	03481	KIT	
	88044	34	23	CP15-2-1-2P	94222	24	10
AN960PD10L	88044	32	15		94222	24	21
	88044	33	21	DURAPOX II	00933	KIT	
	88044	36	3	EM210	94452	29	4
AN960PD416L	88044	37	6	FDK3171M4	09094	11	23
AN960PD6L	88044	30	3	FD4015-1	98313	25	12
AN970-3	88044	42	6	FES094PART-A&B	92528	KIT	
A21/100A/W/	08805	37	1	FP-1	10054	43	11
BC3810F0-5	92702	41	1	FRBWW750010B3	08524	24	12
BLDS-3-06	84256	7	3		08524	32	21
BMS435057	05699	32	9		08524	33	27
	05699	39	8		08524	39	4
BMS435058	05699	33	14	FRBWW7500-10B5	08524	24	23
BN527-1032-2	73197	4	18	FSK1B	03743	33	4
	73197	8	10	FSK1DR	03743	32	3
	73197	17	10		03743	33	3
BN527-1032-4	73197	20	28	F40CW-T12RS	06247	39	3
	73197	22	34	GP1-250X1625-12	73957	18	1
	73197	23	5	GR126	73616	35	3
BN527-428-3	73197	6	4	HM254	73559	33	6
	73197	7	6	HP-2	10054	43	1
	73197	18	8	HP-21A	10054	43	15
	73197	19	7	HP-22	10054	43	6
BN527-428-3	73197	19	13	HP-23S	10054	43	5

SECTION IV. NATIONAL STOCK NUMBER AND PART NUMBER INDEX

PART NUMBER	FSCM	FIG NO	ITEM NO	PART NUMBER	FSCM	FIG NO	ITEM NO
HP-24	10054	43	4	MS20601AD4W6	96906	16	11
HP-25	10054	43	3	MS20601AD6W3	96906	39	9
HP-26A	10054	43	2	MS20601AD8W4	96906	28	5
HP-30A	10054	43	8	MS20601AD8W5	96906	27	12
HP-30B	10054	43	7	MS20601AD8W8	96906	16	9
HP-30C	10054	43	9		96906	28	4
HP-30D	10054	43	10	MS20426AD3-4	96906	11	18
HP-31A	10054	43	13		96906	24	14
HP-32	10054	43	12		96906	24	25
HP-40	10054	43	18	MS20426AD6-10	96906	19	17
HP-45	10054	43	17	MS20426AD6-11	96906	27	14
HP-46	10054	43	14	MS20426AD6-6	96906	11	13
HP-47	10054	43	16	MS20659-101	96906	42	14
HP-48	10054	43	19	MS20659-104	96906	33	20
HS250-39S	98003	3	2	MS20659-105	96906	32	14
H595LS2RG	98003	25	8		96906	33	20
LA-DRH	02899	26	5		96906	34	5
LA-DR3	02899	26	7	MS20659-107	96906	36	9
LA-HH-S	02899	26	6	MS21042-06	96906	30	2
LSP3	96652	29	2	MS21042-4	96906	7	8
LTI1504A4-12	84256	7	2		96906	40	15
LT1504A6-6	84256	4	6	MS21043-04	96906	36	15
LT1504C6-6	84256	9	6	MS21043-3	96906	36	20
	84256	38	6	MS21043-6	96906	28	13
MIL-A-46106-TYPE1	81349	KIT		MS21059-3	96906	24	15
MIL-S-8802	81349	KIT			96906	24	26
MIL-W-16878/1-GREEN	81349	42	13	MS21059L4	96906	11	19
				MS21094-1003	96906	17	4
MS15795-804	96906	36	14	MS21209C1210	96906	1	4
MS16562-252	96906	29	6	MS21266-2N	96906	30	5
MS171534	96906	4	1	MS21316-39	96906	18	10
MS17984C303A	96906	38	7	MS24621-31	96906	17	3
MS17987C617	96906	4	7	MS24693C272	96906	23	29
MS20600AD4W3	96906	38	1	MS24693C273	96906	4	16
MS20600AD6W10	96906	23	12	MS24693C294	96906	28	6
MS20600AD6W3	96906	11	22	MS24693C298	96906	27	11
MS20600AD6W4	96906	11	7	MS24693C343	96906	28	11
	96906	22	11	MS24693S270	96906	17	11
	96906	23	18	MS24693S272	96906	22	21
MS20600AD6W5	96906	19	9	MS24693S276	96906	21	1
	96906	19	18		96906	21	5
	96906	20	9	MS24694C47	96906	1	7
	96906	22	10	MS24694C98	96906	11	1
	96906	23	17	MS24694S77	96906	42	4
MS20600AD6W6	96906	23	6	MS24694S95	96906	7	11
	96906	23	13	MS24694S98	96906	7	10
MS20600AD6W7	96906	19	1	MS25036-108	96906	40	11
	96906	20	1	MS25036-136	96906	39	7
MS20600AD6W8	96906	23	14	MS25199-1	96906	36	16
MS20600AD6W9	96906	2	6	MS25281-6	96906	40	7
	96906	23	11	MS27039-1-08	96906	40	4
MS20600AD8W4	96906	11	24	MS27039-1-12	96906	20	22
	96906	28	24	MS27039-4-09	96906	40	13
MS20600AD8W5	96906	16	4	MS27039-4-15	96906	14	10
MS20600AD8W7	96906	9	10		96906	19	24
	96906	22	2	MS27039-4-22	96906	22	16
	96906	23	1		96906	23	24
	96906	28	23	MS27039-5-11	96906	19	20
MS20601AD4W5	96906	18	30	MS27039-5-13	96906	20	14
	96906	20	38	MS27039C1-08	96906	24	1

SECTION IV. NATIONAL STOCK NUMBER AND PART NUMBER INDEX

PART NUMBER	FSCM	FIG NO	ITEM NO	PART NUMBER	FSCM	FIG NO	ITEM NO
MS27039C1-08	96906	24	6	MS35338-140	96906	27	2
	96906	24	17		96906	27	4
MS27183-10	96906	21	9	MS35338-141	96906	1	2
MS27183-8	96906	21	13		96906	28	15
MS3110E14-5P	96906	42	21	MS35338-42	96906	4	5
MS3116F14-5S	96906	33	8		96906	9	5
MS3368-2-9A	96906	32	8	MS35338-43	96906	20	19
	96906	33	13		96906	20	23
MS35190-238	96906	32	2		96906	24	2
	96906	33	2		96906	24	7
MS35206-228	96906	30	1		96906	24	18
MS35207-260	96906	3	3		96906	32	12
MS35207-262	96906	21	11		96906	33	17
	96906	36	1		96906	34	31
MS35207-263	96906	20	18	MS35338-44	96906	30	12
MS35207-264	96906	8	3		96906	34	22
	96906	32	16		96906	37	5
	96906	33	22	MS35338-45	96906	19	21
	96906	34	28	MS35338-73	96906	34	29
MS35207-268	96906	34	8	MS35425-39	96906	40	17
MS35207-281	96906	30	11	MS35649-204	96906	38	3
	96906	34	21	MS35649-264	96906	42	10
MS35207-283	96906	37	4	MS35650-302	96906	32	11
MS35207-284	96906	11	15		96906	33	16
MS35207-288	96906	22	30		96906	34	30
MS35265-40	96906	4	4	MS35650-304	96906	36	11
MS35265-42	96906	9	4	MS35751-19	96906	40	19
MS35308-305	96906	1	9	MS35763-1005	96906	11	28
	96906	28	21	MS51957-15	96906	36	13
MS35308-332	96906	9	1	MS51957-17	96906	36	12
	96906	27	1	MS51957-33	96906	42	15
MS35308-334	96906	27	3	MS51958-65	96906	36	6
MS35308-361	96906	28	14		96906	36	18
MS35308-364	96906	1	1	MS51958-82	96906	19	10
MS35333-39	96906	21	12		96906	20	10
MS35333-40	96906	21	8	MS51958-83	96906	19	3
	96906	25	13		96906	20	3
MS35333-73	96906	32	17	MS90353-0508	96906	18	29
	96906	33	23		96906	20	37
MS35335-60	96906	36	7	MS90353-0806	96906	8	2
MS35338-136	96906	42	11	MS90353-0807	96906	28	3
MS35338-138	96906	8	4	MS90353-0809	96906	8	7
	96906	34	9	MS90354-0803	96906	4	13
	96906	36	2	MS90354-0804	96906	3	1
	96906	36	10		96906	4	14
MS35338-139	96906	1	10	MS90354-0805	96906	3	6
	96906	14	11	MS90354-0806	96906	3	7
	96906	18	5		96906	22	4
	96906	18	15		96906	28	20
	96906	18	23	MS90354-0808	96906	19	2
	96906	19	4		96906	20	2
	96906	19	11	MS90354-0809	96906	8	8
	96906	19	25		96906	22	3
	96906	20	4		96906	23	2
	96906	20	11	MS90354-0812	96906	28	18
	96906	22	17	MS90354-1008	96906	2	4
	96906	23	25	MS90354-1009	96906	2	2
	96906	28	22	MS90354-1013	96906	2	3
MS35338-140	96906	9	2	MS90558C32412P	96906	36	22
	96906	20	15	MS90564-3C	96906	36	21

## SECTION IV. NATIONAL STOCK NUMBER AND PART NUMBER INDEX

PART NUMBER	FSCM	FIG NO	ITEM NO	PART NUMBER	FSCM	FIG NO	ITEM NO
MS90726-5	96906	21	7	VHC250-69S	98003	23	30
NAS1224-6	80205	7	4	WB8CHAL	72825	36	23
NAS1299-5-5	80205	4	11	YSE14H	09922	40	8
NAS1300-3T10	80205	13	1	075-080-330-0199BG	11153	31	2
	80205	42	16		11153	32	6
NAS1330C3B166	80205	13	5		11153	33	12
	80205	42	18	1/16FLEX	94222	24	11
NAS1330C4B151	80205	11	4		94222	24	22
NAS1330C4B211	80205	11	30	10-214618-11S	77820	31	4
NAS1330S6B211	80205	1	6	10-36675-22	07038	36	17
NAS1670-3L3	80205	28	30	10NCC	19738	17	12
NAS679A3	80205	40	6	1014GRN-THHN	92194	BULK	
	80205	42	7	1121	71183	30	4
NAS43HT3-45	80205	42	5	12/3S0-3/C-STRD	92194	39	8
NBLP20-4AB	21810	30	10	12/5TYPE-S0	92194	31	3
NB111020	21810	30	8	12463SP-SM	89943	39	11
NB231100	21810	30	9	150PAR/FL	08805	26	3
NB232040	21810	30	7		08805	40	2
N012/3-S0	92194	32	7	152	72971	34	19
	92194	37	2	15906	19220	18	11
N012/4-S0	92194	33	11	15924	19220	6	3
N012BLK-THHN	92194	BULK		1601-0410	19738	7	1
N012BLUE-THHN	92194	BULK			19738	40	9
N012GRN-THHN	92194	BULK			19738	42	20
N012GRN-THWN	92194	32	13		19738	KIT	
	92194	33	19	1601-0412	19738	16	15
N012RED-THHN	92194	BULK		1601-0414	19738	14	19
N012WHT-THHN	92194	BULK			19738	22	8
N0132	72971	34	12		19738	23	9
N014-SJ03COND	92194	40	12		19738	42	8
N014BLUE-THHN	92194	BULK			19738	KIT	
N014RED-THHN	92194	BULK		1601-0516	19738	5	1
N014WHT-THHN	92194	BULK			19738	10	1
N016/5-SJ0	92194	33	9		19738	20	31
N02	82240	3	5	1601-0613	19738	3	11
N0261	72971	34	11		19738	11	11
N04BLK-THW	92194	BULK			19738	14	17
N04BLUE-THW	92194	BULK			19738	16	7
N04RED-THW	92194	BULK			19738	20	29
N04WHT-THW	92194	BULK			19738	22	28
N06GRN-THW	92194	BULK			19738	25	2
N06SWAGE	94452	29	3		19738	25	5
N08BARE-SOLID	92194	35	2		19738	25	7
RB1600SS	83039	29	5		19738	36	24
SC3900	01139	KIT			19738	KIT	
SL75	05699	29	10	1601-0619	19738	4	8
SPS12705L4C4D	56878	38	5		19738	7	16
SPS12705L8F8D	56878	21	17		19738	8	5
SR529	01139	KIT			19738	14	1
TA5002BH9-02	84971	20	20		19738	25	3
TYPE-G	77820	34	2		19738	KIT	
TYPE-R	77820	34	3	1604-0412	19738	3	9
TYPE-Y	77820	33	18		19738	10	9
	77820	34	4		19738	14	7
	77820	39	6		19738	25	10
USAF4887796	81349	2	1	1604-0514	19738	32	18
VE217/ADALET/	73389	37	8		19738	33	24
VHC250-68S	98003	21	15	1604-0613	19738	10	5
VHC250-69S	98003	1	8	1604-0615	19738	8	6
	98003	22	22		19738	10	3

## SECTION IV. NATIONAL STOCK NUMBER AND PART NUMBER INDEX

PART NUMBER	FSCM	FIG NO	ITEM NO	PART NUMBER	FSCM	FIG NO	ITEM NO
1604-0615	19738	14	2	3096500-020-103	25500	17	1
	19738	14	15	3096500-148-1	25500	17	9
	19738	15	4	3096500-148-3	25500	17	8
	19738	22	24	3096500-161-1	25500	17	16
	19738	28	31	3096500-162-1	25500	17	6
1604-0621	19738	11	26	3096500-164-1	25500	17	13
	19738	19	15	3096500-165-1	25500	17	15
	19738	20	34	3096500-167-3	25500	18	7
	19738	28	27	3096500-179-1	25500	20	27
1641-0621	19738	22	26	3096500-179-3	25500	20	26
2S	74545	40	16	3096500-181-1	25500	20	24
28-3M	76691	11	5	3096500-181-3	25500	20	25
2824T4	39428	KIT		3096500-197-1	25500	19	22
30181	89945	39	2	3096500-199-1	25500	17	1
3080600-054-103	25500	40	1	3096610-004-1	25500	32	22
3080600-055-1	25500	40	20		25500	33	28
3096100-044-1	25500	2	5	3096610-004-105	25500	32	10
3096200-140-1	25500	23	7		25500	33	15
3096200-154-5	25500	25	4	3096610-004-107	25500	32	10
3096200-155-1	25500	14	12	3096610-004-109	25500	32	10
	25500	19	26		25500	33	15
	25500	22	18	3096610-004-111	25500	32	20
	25500	23	26		25500	33	26
3096200-157-1	25500	18	31	3096610-004-112	25500	32	20
	25500	20	39		25500	33	26
3096200-160-1	25500	20	30	3096610-004-2	25500	32	22
	25500	22	29		25500	33	28
	25500	23	15	3096610-004-5	25500	32	19
3096200-174-1	25500	22	25		25500	33	25
3096200-186-101	25500	26	12	3096610-004-7	25500	32	19
3096200-188-1	25500	20	32	3096610-004-9	25500	32	19
3096200-190	25500	26	2		25500	33	25
3096200-191-1	25500	24	13	3096610-005-1	25500	33	28
	25500	24	24	3096610-005-105	25500	33	15
3096200-192-1	25500	24	5	3096610-005-107	25500	33	26
3096200-192-3	25500	24	4	3096610-005-5	25500	33	25
	25500	24	16	3096610-007-1	25500	34	33
3096200-193-1	25500	24	27	3096610-007-101	25500	34	26
3096200-194-101	25500	24	20	3096610-007-103	25500	34	25
3096200-194-103	25500	24	9	3096610-007-105	25500	34	27
3096200-195-1	25500	22	32	3096610-007-107	25500	34	24
3096400-151-1	25500	10	4	3096610-007-3	25500	34	33
	25500	14	16	3096610-007-5	25500	34	33
3096400-155-1	25500	10	7	3096610-007-7	25500	34	33
3096400-155-3	25500	10	6	3096610-007-9	25500	34	1
	25500	14	18	311	27182	18	17
3096400-156	25500	10	8	313054	05699	15	2
3096400-169-1	25500	14	5		05699	BULK	
3096400-169-3	25500	14	6	313055	05699	13	3
3096400-179-1	25500	13	2		05699	16	2
	25500	42	17		05699	16	8
3096400-182-101	25500	42	2		05699	19	14
3096400-183-101	25500	17	17		05699	20	33
3096500-010-11	25500	18	12		05699	BULK	
3096500-010-13	25500	18	13	313056	05699	14	9
3096500-010-15	25500	18	19		05699	BULK	
3096500-010-17	25500	18	26	313057	05699	14	14
3096500-010-7	25500	18	27		05699	BULK	
3096500-010-9	25500	18	28	313058	05699	12	6
3096500-020-1	25500	17	2	313060	05699	16	13



TM10-5410-224-24P  
SECTION IV. NATIONAL STOCK NUMBER AND PART NUMBER INDEX

PART NUMBER	FSCM	FIG NO	ITEM NO	PART NUMBER	FSCM	FIG NO	ITEM NO
313060	05699	BULK		434-1041-101	05699	12	5
313070	05699	10	2	434-1042-1	05699	19	19
32970	00779	37	7	434-1043-1	05699	11	25
33M	76249	22	1	434-1043-3	05699	11	27
375N600-041-109	13013	26	11	434-1044-101	05699	9	3
4110B58-4	92702	41	5	434-1045-1	05699	9	8
434-0000-1	05699	19	6	434-1046-1	05699	9	9
	05699	20	6	434-1047-1	05699	9	11
434-0000-3	05699	8	1	434-1048-101	05699	30	6
434-0000-5	05699	15	1	434-1049-1	05699	11	10
	05699	16	1	434-1050-1	05699	11	16
434-0000-7	05699	22	6	434-1050-101	05699	11	12
	05699	23	3	434-1050-3	05699	11	20
	05699	22	5	434-1051-1	05699	11	29
434-1003-1	05699	22	9		05699	14	22
434-1003-3	05699	23	10	434-1051-11	05699	14	23
434-1011-3	05699	16	10	434-1051-13	05699	14	21
434-1013-1	05699	25	6	434-1051-3	05699	11	2
434-1014-1	05699	28	19	434-1051-5	05699	11	3
434-1015-1	05699	1	5	434-1051-7	05699	14	20
434-1015-101	05699	1	3	434-1052-1	05699	11	6
434-1018-1	05699	1	11	434-1053-1	05699	16	7
434-1019-1	05699	3	8	434-1053-101	05699	16	5
434-1020-1	05699	27	16	434-1053-3	05699	16	6
434-1020-3	05699	27	15	434-1054-1	05699	21	3
434-1021-101	05699	27	13	434-1054-3	05699	21	2
434-1022-1	05699	27	5	434-1054-5	05699	21	19
434-1022-3	05699	27	6	434-1054-7	05699	21	20
434-1022-5	05699	27	7	434-1055-1	05699	7	17
434-1023-1	05699	38	8	434-1056-101	05699	21	16
434-1024-1	05699	38	9	434-1057-1	05699	21	10
434-1025-1	05699	34	16	434-1057-101	05699	21	6
434-1025-11	05699	34	13	434-1057-3	05699	21	14
434-1025-3	05699	34	18	434-1058-1	05699	36	4
434-1025-5	05699	34	15	434-1059-1	05699	8	9
434-1025-7	05699	34	14	434-1059-2	05699	8	9
434-1025-9	05699	34	17	434-1061-1	05699	16	12
434-1026-1	05699	39	10	434-1061-3	05699	14	8
434-1027-1	05699	25	11	434-1061-5	05699	10	11
434-1028-101	05699	39	1	434-1061-7	05699	10	10
434-1028-103	05699	39	1	434-1062-1	05699	22	12
434-1029-101	05699	38	2		05699	23	20
434-1030-1	05699	28	8	434-1062-3	05699	23	19
434-1030-3	05699	28	7	434-1063-1	05699	22	13
434-1031-1	05699	12	3		05699	23	21
	05699	26	10	434-1064-1	05699	14	4
434-1031-101	05699	12	1	434-1064-101	05699	14	3
	05699	26	8	434-1065-83	05699	28	29
434-1031-3	05699	12	2	434-1065-84	05699	28	28
	05699	26	9	434-1067-1	05699	29	9
434-1032-1	05699	4	10	434-1067-101	05699	29	1
434-1032-101	05699	4	3	434-1067-3	05699	29	7
434-1032-5	05699	4	9	434-1067-5	05699	29	8
434-1033-1	05699	4	17	434-1068-1	05699	11	17
434-1034-1	05699	4	15	434-1071-1	05699	15	5
434-1035-1	05699	4	12	434-1072-3	05699	28	25
434-1037-1	05699	4	2	434-1073-1	05699	18	7
434-1038-101	05699	26	1	434-1074-1	05699	19	12
434-1039-1	05699	12	7		05699	20	12
434-1040-101	05699	36	25	434-1075-1	05699	18	18

## SECTION IV. NATIONAL STOCK NUMBER AND PART NUMBER INDEX

PART NUMBER	FSCM	FIG NO	ITEM NO	PART NUMBER	FSCM	FIG NO	ITEM NO
434-1076-1	05699	18	21	434-0301-101	05699	22	35
434-1077-101	05699	31	1	434-0400-1	05699	23	23
434-1077-103	05699	31	1	434-0400-101	05699	23	4
434-1078-1	05699	42	3	434-0400-3	05699	23	27
434-1079-1	05699	5	4	434-0400-5	05699	23	16
434-1082-1	05699	5	2	434-0401-101	05699	23	32
434-1083-1	05699	5	3	434-0500-101	05699	16	3
434-1086-101	05699	32	1	434-0501-101	05699	16	17
434-1086-103	04599	32	1	434-0600-101	05699	15	3
434-1087-101	05699	33	1	434-0601-101	05699	15	7
434-1087-103	05699	33	1	434-0700-1	05699	11	21
434-1088-1	05699	16	16	434-0700-101	05699	11	8
434-1089-1	05699	28	32	434-0701-101	05699	11	31
434-1090-1	05699	19	16	434-0800-1	05699	12	4
	05699	20	35	434-0800-101	05699	14	1
434-1091-1	05699	3	12	434-0801-101	05699	14	24
434-1092	05699	KIT		434-0900-1	05699	10	12
434-1092-15	05699	KIT		434-0900-101	05699	10	1
434-1092-16	05699	KIT		434-0900-102	05699	10	1
434-1092-2	05699	KIT		434-0901-101	05699	10	14
434-1092-3	05699	KIT		434-0901-102	05699	10	14
434-1092-4	05699	KIT		446418	05699	22	14
434-1092-7	05699	KIT			05699	23	22
434-1092-9	05699	KIT		47-13-43	92702	41	4
434-1093-1	05699	3	10	50996C6	09094	11	14
434-1094-1	05699	7	14	5110-78-1	92702	41	10
434-1094-10	05699	7	12	51588C6T1F	84256	9	7
434-1094-101	05699	7	7	575709	19220	20	16
434-1094-102	05699	7	7	5800	75582	32	4
434-1094-2	05699	7	14		75582	33	5
434-1094-9	05699	7	13	600370-1	05699	28	16
434-1095-1	05699	42	9	600380	05699	15	6
434-1100-101	05699	19	8	6061-T6	05699	KIT	
434-1101-101	05699	19	28	64-507	92702	41	9
434-1200-101	05699	19	8	68-120-183	92702	41	3
434-1201-101	05699	19	28	7/16	03914	26	4
434-1250-101	05699	20	8	7-8649	02660	40	3
434-1251-101	05699	20	36	7316DC	03743	39	5
434-1301-101	05699	13	4	751BDC-EMT	72971	34	7
	05699	42	22	8105-675	72971	37	3
434-1400-1	05699	42	19	8107-475	72971	33	7
434-1400-101	05699	42	1	8107-675	72971	34	6
434-0100-101	05699	28	1	8107-875	72971	34	20
434-0101-101	05699	28	26	8207-675	72971	32	5
434-0200-101	05699	25	1		72971	33	10
434-0201-101	05699	25	16	85-31	92702	41	2
434-0300-1	05699	22	27	86-51-3	92702	41	8
434-0300-101	05699	22	7	91-26-1	92702	41	6
434-0300-3	05699	22	15	92-6	92702	41	7
434-0300-5	05699	22	19	9507-10	19738	17	14

Section V. ALPHABETICAL INDEX

<u>ITEM</u>	<u>PAGE</u>	<u>ITEM</u>	<u>PAGE</u>
ANGLE:		CAP:	
Door vent, lower . . . . .	20	Door vent lug . . . . .	20
Door vent, upper . . . . .	20	Fixed floor tine guide . . . . .	40
Fixed floor support . . . . .	40	CAPACITOR, fan . . . . .	60
Jack support . . . . .	25	CAPSTAN, safety cable . . . . .	31
Shear . . . . .	3	CARTRIDGE, caulking (kit) . . . . .	64
ADAPTOR, leveling jack . . . . .	43	CASE, riveter collet (special tools) . . . . .	66
ADHESIVE:		CASE ASSEMBLY, door, center . . . . .	23
Bonding (kit) . . . . .	64	CATALYST, adhesive, silicone (kit) . . . . .	64
Silicone (kit) . . . . .	64	CHAIN, riveter locking (special tools) . . . . .	66
ANCHOR ASSEMBLY, ground . . . . .	38	CHEST, equipment storage . . . . .	38
ARM, door stop . . . . .	7	CIRCUIT BREAKER . . . . .	45
BAG, canvas (kit) . . . . .	64	CLAMP:	
BAR, strut . . . . .	4	Cargo door . . . . .	27
BARRIE R, thermal, fixed floor . . . . .	40	Electrical conduit . . . . .	50
BEARING, fan . . . . .	60	Exterior light . . . . .	59
BODY, riveter (special tools) . . . . .	66	Grounding rod . . . . .	52
BLADE, fan . . . . .	60	Safety cable . . . . .	29
BLOCK:		CLIP, safety cable . . . . .	28
Cargo door . . . . .	27	CLOSURE ASSEMBLY . . . . .	13
Personnel door . . . . .	25	CONDUIT, thinwall . . . . .	51
BOLT:		CONNECTOR:	
Cargo door center case . . . . .	23	Box, ceiling light . . . . .	57
Chain, cargo door . . . . .	27	Cable, junction box . . . . .	50
Door case . . . . .	23	Conduit . . . . .	50, 51
Door handle . . . . .	23	Cord, emergency light . . . . .	54
Door keeper . . . . .	6	Plug, ECU cable . . . . .	45
Door lock . . . . .	23	Plug, electrical cable . . . . .	49
Door stop . . . . .	7	Plug, exterior light . . . . .	58
Door vent spring . . . . .	20	Plug, fan panel . . . . .	62
Foot, cargo door . . . . .	27	Receptacle, power panel . . . . .	52
Exterior light . . . . .	59	Straight, electrical cable . . . . .	49
Personnel door center case . . . . .	23	Wire, ceiling light . . . . .	57
BOX:		Wire, junction box . . . . .	50
Cargo door striker . . . . .	27	Wire, outlet box . . . . .	49
Personnel door striker . . . . .	23	Wire, 90 deg . . . . .	47, 49
BRACKET:		CORD:	
Cargo door lock . . . . .	23	Electrical, 3 conductors . . . . .	47
Cargo endwall outdoor light . . . . .	33	Electrical, 4 conductors . . . . .	49
Ceiling light pivot retainer . . . . .	55	Electrical, 5 conductors . . . . .	49
Ceiling light retainer . . . . .	55	Portable, ceiling light . . . . .	57
Dolly adapter . . . . .	40	Portable, ECU panel . . . . .	45
Door stop . . . . .	7	Portable, emergency light . . . . .	54
Exterior light . . . . .	27	COVER:	
Fan capacitor . . . . .	60	Fan . . . . .	62
Fan stowage . . . . .	34	Junction box . . . . .	50
Personnel end panel outdoor light . . . . .	31	Outlet box . . . . .	47, 48
CABLE:		Power panel . . . . .	52
Electrical, exterior light . . . . .	59	Power panel connector . . . . .	52
Electrical, left . . . . .	49	Switch box . . . . .	49
Electrical, right . . . . .	47	Vent . . . . .	61
Flexible, ceiling light . . . . .	57	COVERING, anti-skid (kit) . . . . .	64
Leveling jack lanyard . . . . .	42	CUP, strike . . . . .	18
Panel support . . . . .	13	CUSHION, support . . . . .	9
CABLE ASSEMBLY:		DOG:	
ECU . . . . .	45	Closeout panel . . . . .	15
Electrical . . . . .	46, 48	Fan panel . . . . .	62
Safety . . . . .	29	DOOR, vent . . . . .	21

Section V. ALPHABETICAL INDEX

<u>ITEM</u>	<u>PAGE</u>	<u>ITEM</u>	<u>PAGE</u>
<b>DOOR ASSEMBLY:</b>		<b>HANDLE: (cont)</b>	
Cargo (left) . . . . .	27	Holding, driving head . . . . .	38
Cargo (right) . . . . .	25	Riveter (special tools) . . . . .	66
Personnel . . . . .	25	<b>HEAD, ground anchor driving</b> . . . . .	38
<b>DRIP CAP:</b>		<b>HINGE:</b>	
Cargo endwall . . . . .	33	Cargo door (left) . . . . .	27
Personnel end panel . . . . .	31	Cargo door (right) . . . . .	25
<b>DROP PAD, fixed roof</b> . . . . .	37	Door vent . . . . .	21
<b>ENDWALL ASSEMBLY, Cargo</b> . . . . .	33	ECU panel . . . . .	13
<b>FAN ASSEMBLY, Tubeaxial</b> . . . . .	60	Fixed floor . . . . .	41
<b>FASTENER:</b>		Hinged side . . . . .	17
Blind, cargo door . . . . .	26	Personnel door . . . . .	25
Blind, cargo door box . . . . .	27	Safety cable . . . . .	20
Blind, cargo endwall . . . . .	32	Swing out panel . . . . .	8
Blind, door . . . . .	24	<b>HINGE ASSEMBLY:</b>	
Blind, door box . . . . .	23	Hinged side . . . . .	17
Blind, fixed floor hinge . . . . .	41	Safety cable . . . . .	20
Blind, fixed floor support angle . . . . .	40	<b>HOLDER, manual</b> . . . . .	27
Blind, fixed floor support plate . . . . .	40	<b>HOUSING:</b>	
Blind, fixed floor tread plate . . . . .	40	Electrical outlet . . . . .	47
Blind, lift, fitting . . . . .	2	Outlet box . . . . .	49
Blind, personnel end panel . . . . .	31	Wire junction . . . . .	51
Blind, shear angle . . . . .	3	<b>HOUSING ASSEMBLY:</b>	
Blind, strike . . . . .	3	Electrical cable outlet . . . . .	47, 49
Blind, strut support . . . . .	4	Junction . . . . .	51
Blind, swing out panel hinge . . . . .	8	<b>INSERT:</b>	
Turn-lock, ceiling light . . . . .	56	Cargo door clamp . . . . .	27
Turn-lock, fan stowage support . . . . .	35	Cargo endwall jack support . . . . .	33
Turn-lock, outlet housing plate . . . . .	49	Cargo endwall latch . . . . .	33
Turn-lock, plate assembly . . . . .	47	Circuit breaker panel . . . . .	45
<b>FILTER, air, door vent</b> . . . . .	20	Door lock . . . . .	23
<b>FITTING:</b>		Door vent lug . . . . .	21
Lift . . . . .	2	Emergency light . . . . .	54
Mobilizer . . . . .	1	Fan stowage support . . . . .	35
<b>FITTING ASSEMBLY:</b>		Fixed floor panel . . . . .	40
Light . . . . .	18	Fixed floor skid . . . . .	40
Mobilizer . . . . .	1	Fixed roof . . . . .	37
<b>FOAM, Polyurethane (kit)</b> . . . . .	64	Handle and plate . . . . .	37
<b>FRAME ASSEMBLY, seal</b> . . . . .	14	Jack support angle . . . . .	25
<b>FULCRUM ASSEMBLY, riveter</b>		Jack support plate . . . . .	17, 25
(special tools) . . . . .	66	Mobilizer fitting . . . . .	1
<b>GASKET:</b>		Personnel end panel jack support . . . . .	31
Cargo endwall . . . . .	33	Personnel end panel latch . . . . .	31
Personnel end panel . . . . .	31	Power panel cover . . . . .	52
Power panel connector . . . . .	52	Safety cable capstan . . . . .	31
<b>GRIP:</b>		Safety cable retainer . . . . .	31
Riveter body (special tools) . . . . .	66	Shear plate . . . . .	1
Riveter handle (special tools) . . . . .	66	Step assembly . . . . .	27
<b>GROMMET:</b>		Swing out panel . . . . .	11
Edging . . . . .	45	<b>JACK, leveling</b> . . . . .	43
Fan . . . . .	61	<b>JAW, riveter (special tools)</b> . . . . .	66
Hinged floor . . . . .	20	<b>KEEPER, door</b> . . . . .	6
<b>GUIDE ASSEMBLY, tine</b> . . . . .	40	<b>KIT, shelter repair (kit)</b> . . . . .	64
<b>HANDLE:</b>		<b>LAMP:</b>	
Door, inside . . . . .	22	Flood, exterior light . . . . .	38, 58
Door, outside . . . . .	23	Fluorescent, ceiling light . . . . .	56
Fixed roof . . . . .	37	Incandescent . . . . .	54

## Section V. ALPHABETICAL INDEX

<u>ITEM</u>	<u>PAGE</u>	<u>ITEM</u>	<u>PAGE</u>
LAMPHOLDER, exterior light . . . . .	59	NUT: (cont)	
LANYARD:		Plain, outlet box grounding . . . . .	49
Cargo door . . . . .	7	Plain, wing, exterior light . . . . .	59
Ceiling light retainer . . . . .	55	Plate, closure . . . . .	13
Closure panel . . . . .	13	Plate, fan stowage support, center . . . . .	35
Personnel door . . . . .	7	Plate, fan stowage support, left and right . . . . .	35
Support strut . . . . .	4	Retaining, riveter (special tools) . . . . .	65
Swing out panel retainer . . . . .	9	Self-locking, bracket and arm . . . . .	7
LATCH:		Self-locking, dolly bracket . . . . .	40
Cargo endwall . . . . .	33	Self-locking, exterior light clamp . . . . .	59
Hinged side . . . . .	17	Self-locking, exterior light lampholder . . . . .	59
Mobilizer . . . . .	1	Self-locking, fan panel . . . . .	62
Personnel end panel . . . . .	31	Self-locking, power panel connector . . . . .	52
Safety cable . . . . .	29	Self-locking, switch . . . . .	44
Swing out panel . . . . .	10		
LEVEL . . . . .	30	OUT LET, duplex, electrical cable . . . . .	47, 49
LIGHT:		PAD, bumper . . . . .	10
Ceiling . . . . .	57	PAN:	
Emergency . . . . .	54	Hinged side . . . . .	17
Exterior . . . . .	60	Personnel end panel . . . . .	31
LOCKNUT, conduit connector . . . . .	51	Swing out panel . . . . .	11
LOUVER, stationary, door vent . . . . .	21	PANEL:	
LUG, door vent . . . . .	21	ECU . . . . .	13
MARKER, shelter transport . . . . .	5	Hinged floor . . . . .	20
MOUNT, level . . . . .	31	Hinged roof . . . . .	18
NOSE PIECE, riveter (special tools) . . . . .	66	Hinged side . . . . .	17
NUT:		Power . . . . .	53
Blind, cargo door (left) . . . . .	27	Swing out . . . . .	11
Blind, cargo door (right) . . . . .	25	PANEL ASSEMBLY:	
Blind, cargo door foot and chain bolt . . . . .	27	Cargo door (left) . . . . .	27
Blind, cargo door hinge . . . . .	27	Cargo door (right) . . . . .	25
Blind, cargo endwall . . . . .	33	Cargo endwall . . . . .	33
Blind, cargo endwall reinforcement plate . . . . .	33	Circuit breaker . . . . .	45
Blind, closeout panel . . . . .	15	ECU . . . . .	13
Blind, dolly bracket . . . . .	40	Fan . . . . .	62
Blind, door bolt case . . . . .	23	Fixed floor . . . . .	40
Blind, door keeper . . . . .	6	Fixed roof . . . . .	37
Blind, door lock . . . . .	23	Hinged floor . . . . .	20
Blind, door stop . . . . .	7	Personnel door . . . . .	25
Blind, door vent . . . . .	20	Personnel end, fixed . . . . .	31
Blind, ECU panel . . . . .	11	Swing out (left) . . . . .	10
Blind, fan panel dog thumbscrew . . . . .	62	Swing out (right) . . . . .	10
Blind, fixed floor skid . . . . .	40	Tubeaxial fan . . . . .	61
Blind, fixed floor tine guide . . . . .	40	PANE LBOARD, circuit breaker . . . . .	45
Blind, hinged floor . . . . .	20	PATCH, aluminum alloy (kit) . . . . .	64
Blind, level mount . . . . .	31	PIN:	
Blind, lock plate . . . . .	13	Ball-lock . . . . .	9
Blind, mobilizer fitting . . . . .	1	Door lanyard . . . . .	7
Blind, personnel door hinge . . . . .	25	Groove, door handle . . . . .	22
Blind, support strut . . . . .	4	Headless, support strut . . . . .	4
Blind, swing out panel hinge . . . . .	8	Hinge, fixed roof to hinged roof . . . . .	18
Plain, ceiling light retainer lanyard . . . . .	55	Hinge, hinged floor to fixed floor . . . . .	19
Plain, fan panel ground . . . . .	59	Hinge, hinged side . . . . .	17
Plain, housing grounding . . . . .	47	Hinge, swing out panel . . . . .	8
Plain, junction housing grounding . . . . .	51	Quick release, ceiling light retainer . . . . .	55
Plain, power panel grounding . . . . .	52	Quick release, support strut . . . . .	4
		Retaining, torsion spring (special tools) . . . . .	66

Section V. ALPHABETICAL INDEX

<u>ITEM</u>	<u>PAGE</u>	<u>ITEM</u>	<u>PAGE</u>
PIN: (cont)		RIVET: (cont)	
Safety, leveling jack . . . . .	42	Blind, cargo endwall outdoor	
Spring, leveling jack . . . . .	43	light bracket . . . . .	33
Spring, support strut . . . . .	4	Blind, cargo endwall reinforce-	
PLACARD, shelter erection		ment plate . . . . .	33
instructions . . . . .	5	Blind, ceiling light retainer . . . . .	55
PLATE:		Blind, ceiling light scuff plate . . . . .	37
Cargo endwall jack support . . . . .	33	Blind, ceiling light support plate . . . . .	57
Cargo endwall reinforcement . . . . .	33	Blind, closure panel . . . . .	13
Cargo endwall reinforcement, lower . . . . .	33	Blind, door block . . . . .	25
Cargo endwall reinforcement, upper . . . . .	33	Blind, door box . . . . .	23
Ceiling light scuff . . . . .	37	Blind, door closing strip . . . . .	25
Closure, front . . . . .	13	Blind, door hinge . . . . .	25
Closure, rear . . . . .	13	Blind, door strike . . . . .	7
ECU seal . . . . .	14, 38	Blind, door vent angle . . . . .	20
Fan cover . . . . .	62	Blind, ECU panel . . . . .	13
Fixed floor support . . . . .	40	Blind, ECU panel hinge . . . . .	13
Fixed floor tread . . . . .	40	Blind, exterior light bracket . . . . .	27
Fixed roof reinforcement, corner . . . . .	36	Blind, exterior light terminal . . . . .	59
Hinged side jack support . . . . .	17	Blind, fan panel connector . . . . .	62
Leveling jack base . . . . .	43	Blind, fixed floor hinge . . . . .	41
Lock . . . . .	13	Blind, fixed floor support plate . . . . .	40
Outlet housing . . . . .	49	Blind, fixed floor thermal barrier	
Outlet housing retainer . . . . .	47	and hinge . . . . .	40
Personnel door jack support . . . . .	25	Blind, fixed floor tread plate . . . . .	40
Personnel end panel jack support . . . . .	31	Blind, fixed roof drop pad . . . . .	37
Personnel end panel reinforcement,		Blind, fixed roof handle . . . . .	37
lower . . . . .	31	Blind, fixed roof reinforcement	
Personnel end panel reinforcement,		plate . . . . .	36
upper . . . . .	31	Blind, grommet . . . . .	20
Retainer . . . . .	13	Blind, hinged floor seal strip . . . . .	20
Shear . . . . .	1	Blind, hinged floor strike . . . . .	20
Shelter identification . . . . .	5	Blind, hinged side hinge . . . . .	16
POST:		Blind, hinged side latch . . . . .	17
Binding, telephone connection . . . . .	53	Blind, hinged side pan . . . . .	17
Exterior light . . . . .	59	Blind, hinged side retainer and seal . . . . .	17
PUSHER, riveter jaw (special tools) . . . . .	66	Blind, hinged side seal strip . . . . .	17
RECEPTACLE and STUD:		Blind, (kit component) . . . . .	64
Cargo endwall . . . . .	33	Blind, lanyard . . . . .	7
Personnel end panel . . . . .	31	Blind, latch . . . . .	10
RETAINER:		Blind, manual holder . . . . .	27
Ceiling light . . . . .	55	Blind, outlet housing . . . . .	47, 49
Door vent filter . . . . .	20	Blind, pan and latch . . . . .	11
Fan stowage support . . . . .	35	Blind, personnel door . . . . .	24
Safety cable . . . . .	29	Blind, personnel end panel . . . . .	30
Swing out panel . . . . .	9	Blind, personnel end panel drip cap . . . . .	31
RING, tiedown . . . . .	38	Blind, personnel end panel outdoor	
RING and CLIP . . . . .	13	light . . . . .	31
RING and STUD . . . . .	2	Blind, personnel end panel pan . . . . .	31
RIVET:		Blind, personnel end panel rein-	
Blind, bar . . . . .	4	forcement plate . . . . .	31
Blind, bumper pad . . . . .	10	Blind, personnel end panel spacer . . . . .	31
Blind, cargo door (left) . . . . .	26	Blind, plate . . . . .	5
Blind, cargo door (right) . . . . .	24	Blind, power panel . . . . .	53
Blind, cargo door block . . . . .	27	Blind, retainer plate . . . . .	13
Blind, cargo door box (left) . . . . .	27	Blind, ring . . . . .	13
Blind, cargo door hinge (left) . . . . .	27	Blind, ring and stud . . . . .	2
Blind, cargo endwall . . . . .	32	Blind, safety cable hinge . . . . .	20
Blind, cargo endwall drip cap . . . . .	33	Blind, seal strip . . . . .	11
		Blind, spacer . . . . .	13

Section V. ALPHABETICAL INDEX

<u>ITEM</u>	<u>PAGE</u>	<u>ITEM</u>	<u>PAGE</u>
<b>RIVET: (cont)</b>		<b>SCREW: (cont)</b>	
Blind, strike . . . . .	3	Machine, latch . . . . .	1
Blind, strike cup . . . . .	18	Machine, level mount . . . . .	31
Blind, swing out panel hinge . . . . .	8	Machine, lock plate . . . . .	13
Solid, closure lanyard . . . . .	12	Machine, outlet box cover . . . . .	47, 48
Solid, closure nut plate . . . . .	13	Machine, outlet box grounding . . . . .	49
Solid, door closing strip . . . . .	25	Machine, personnel door . . . . .	25
Solid, fan cover plate . . . . .	62	Machine, personnel door hinge . . . . .	25
Solid, fan stowage support nut plate . . . . .	35	Machine, personnel end panel jack support . . . . .	31
Solid, fixed floor tine guide . . . . .	40	Machine, personnel end panel latch . . . . .	31
Solid, fixed floor tine guide cap . . . . .	40	Machine, power panel connector . . . . .	52
Solid, swing out panel retainer . . . . .	9	Machine, power panel cover . . . . .	52
RIVETER, blind, hand (special tools) . . . . .	65	Machine, power panel grounding . . . . .	52
<b>ROD:</b>		Machine, safety cable clamp . . . . .	29
Door lock . . . . .	23	Machine, safety cable clip . . . . .	28
Ground anchor driving . . . . .	38	M in safety cable latch . . . . .	28
Shelter grounding . . . . .	52	Machine, shoulder washer . . . . .	12
<b>ROOF ASSEMBLY:</b>		Machine, step . . . . .	27
Fixed . . . . .	36	Machine, strike . . . . .	3
Hinged . . . . .	18	Machine, strut yoke . . . . .	4
<b>ROTOR, fan . . . . .</b>		Machine, support . . . . .	4
	60	Machine, support strut lanyard . . . . .	4
<b>SCREW:</b>		Machine, swing out panel hinge . . . . .	8
Cap, dolly bracket . . . . .	40	Machine, swing out panel retainer lanyard . . . . .	9
Cap, fixed floor skid . . . . .	39	Machine, switch . . . . .	44
Cap, fixed floor support plate . . . . .	40	Shoulder, ceiling light retainer lanyard and bracket . . . . .	55
Cap, mobilizer fitting . . . . .	1	Shoulder, safety cable retainer . . . . .	29
Cap, retainer . . . . .	9	Tapping, door vent . . . . .	20
Cap, safety cable clamp . . . . .	29	<b>SEAL:</b>	
Cap, shear plate . . . . .	1	Rubber, (bulk materials) . . . . .	63
Machine, arm . . . . .	7	Rubber, cargo door (left) . . . . .	27
Machine, bracket . . . . .	7	Rubber, cargo door (right) . . . . .	25
Machine, cargo door (left) . . . . .	27	Rubber, cargo door lock . . . . .	23
Machine, cargo door (right) . . . . .	25	Rubber, closeout panel . . . . .	15, 17
Machine, cargo door clamp . . . . .	27	Rubber, closure . . . . .	13
Machine, cargo door hinge (left) . . . . .	27	Rubber, ECU panel . . . . .	14, 38
Machine, cargo door hinge (right) . . . . .	25	Rubber, fan panel . . . . .	62
Machine, cargo endwall jack support . . . . .	31	Rubber, hinged floor . . . . .	20
Machine, cargo endwall latch . . . . .	31	Rubber, hinged side . . . . .	17
Machine, circuit breaker panel . . . . .	45	Rubber, personnel door . . . . .	25
Machine, closure plate . . . . .	13	Rubber, swing out panel . . . . .	11
Machine, conduit strap . . . . .	50	Silicone rubber, (bulk materials) . . . . .	63
Machine, dolly bracket . . . . .	40	Silicone rubber, fixed floor to hinged floor . . . . .	19
Machine, door vent lug . . . . .	20	Silicone rubber, fixed roof to hinged roof . . . . .	18
Machine, emergency light . . . . .	54	Silicone rubber, hinged floor . . . . .	20
Machine, exterior light clamp . . . . .	58	SEAL ASSEMBLY, ECU . . . . .	14, 38
Machine, exterior light lampholder . . . . .	59	SEALANT (kit component) . . . . .	64
Machine, fan capacitor and bracket . . . . .	60	SHIM, door bolt case . . . . .	23
Machine, fan panel . . . . .	62	SIDE ASSEMBLY, hinged . . . . .	16
Machine, fan panel grounding . . . . .	62	<b>SKID:</b>	
Machine, fan stowage bracket . . . . .	34	Fixed floor, center . . . . .	40
Machine, fan stowage support . . . . .	35	Fixed floor, end . . . . .	40
Machine, fixed floor tine guide . . . . .	40	<b>SLEEVE:</b>	
Machine, fixed floor tread plate . . . . .	40	Cargo door . . . . .	23
Machine, foot and chain bolt . . . . .	27	ECU panel . . . . .	13
Machine, housing . . . . .	51		
Machine, housing grounding . . . . .	47		
Machine, jack angle . . . . .	25		
Machine, jack plate . . . . .	25		
Machine, jack support . . . . .	17		
Machine, junction housing grounding . . . . .	51		

Section V. ALPHABETICAL INDEX

<u>ITEM</u>	<u>PAGE</u>	<u>ITEM</u>	<u>PAGE</u>
SLEEVE : (cont)		TAPE:	
Nicropress, ECU panel support . . . . .	13	ECU cable identification . . . . .	45
Nicropress, fan stowage support, center . . . . .	35	Loop, electrical cable . . . . .	47, 49
Nicropress, fan stowage support, left and right . . . . .	35	Masking (kit component) . . . . .	64
Swage, leveling jack . . . . .	42	Metallic (kit component) . . . . .	64
SPACER:		THUMBSCREW:	
Cargo door . . . . .	27	Cargo door lock . . . . .	23
Cargo door foot bolt . . . . .	27	Closeout panel dog retaining . . . . .	15
Cargo door hinge (left) . . . . .	27	Fan panel dog retaining . . . . .	62
Cargo door hinge (right) . . . . .	25	TERMINAL:	
Cargo endwall jack support plate . . . . .	33	Grounding, emergency light . . . . .	54
Cargo endwall outdoor light bracket . . . . .	33	Lug, ceiling light . . . . .	57
Door bolt case . . . . .	23	Lug, exterior light . . . . .	59
ECU panel strip . . . . .	13	Lug, fan panel grounding . . . . .	62
Personnel door hinge . . . . .	25	Lug, housing grounding . . . . .	47
Personnel door lock . . . . .	23	Lug, junction box grounding . . . . .	50
Personnel end panel . . . . .	31	Lug, outlet box grounding . . . . .	49
Personnel end panel support plate . . . . .	31	Lug, power panel grounding . . . . .	52
Tube, fan panel . . . . .	62	TUBE:	
SPLICE, wire, exterior light . . . . .	59	Door lock . . . . .	23
SPRING:		Safety, ceiling light . . . . .	56
Door vent retainer . . . . .	20	Strut . . . . .	4
Riveter jaw pusher (special tools) . . . . .	66	VENT, personnel and cargo doors . . . . .	20
Torsion, riveter (special tools) . . . . .	66	WASHER:	
Torsion, safety cable . . . . .	20	Flat, bracket and arm . . . . .	7
STANDOFF, fan stowage support . . . . .	35	Flat, cargo door (left) . . . . .	27
STATOR, fan . . . . .	60	Flat, cargo door (right) . . . . .	25
STEP ASSEMBLY, roof access . . . . .	27	Flat, ceiling light retainer lanyard . . . . .	55
STOP ASSEMBLY, cargo and personnel doors . . . . .	7	Flat, circuit breaker panel . . . . .	45
STRAP:		Flat, conduit strap . . . . .	50
Cable identification . . . . .	47, 49	Flat, dolly bracket . . . . .	40
Pipe, electrical conduit . . . . .	50	Flat, door case bolt . . . . .	23
Storage chest tie down . . . . .	38	Flat, door center case . . . . .	23
STRIKE:		Flat, door handle . . . . .	23
Door . . . . .	7	Flat, door keeper . . . . .	6
Hinged floor . . . . .	20	Flat, door lock . . . . .	22
Hinged roof . . . . .	3	Flat, door stop . . . . .	7
STRIP:		Flat, door vent spring . . . . .	20
Cargo door closing . . . . .	25	Flat, emergency light . . . . .	54
Cargo endwall shim . . . . .	33	Flat, exterior light . . . . .	59
Hinged floor seal . . . . .	20	Flat, exterior light clamp . . . . .	59
Hinged side retainer . . . . .	17	Flat, exterior light lampholder . . . . .	59
Hinged side seal . . . . .	17	Flat, exterior light terminal . . . . .	59
Personnel end panel shim . . . . .	31	Flat, fan panel . . . . .	62
Swing out panel seal . . . . .	11	Flat, fan panel grounding . . . . .	62
SUPPORT:		Flat, fan panel grounding bracket . . . . .	34
Fan stowage, center . . . . .	35	Flat, fan stowage support, center . . . . .	35
Fan stowage, left and right . . . . .	35	Flat, fan stowage support, left and right . . . . .	35
Retainer . . . . .	9	Flat, housing . . . . .	51
Strut . . . . .	4	Flat, housing grounding . . . . .	47
STRUT ASSEMBLY, support . . . . .	4	Flat, junction box grounding . . . . .	51
STUD, ceiling light . . . . .	37	Flat, level mount . . . . .	31
SWITCH:		Flat, outlet box grounding . . . . .	49
Toggle, interior lights . . . . .	45	Flat, personnel door . . . . .	25
3 position . . . . .	49	Flat, power panel connector . . . . .	52
SYRINGE, Hypodermic (kit component) . . . . .	64	Flat, power panel cover . . . . .	52



Section V. ALPHABETICAL INDEX

<u>ITEM</u>	<u>PAGE</u>	<u>ITEM</u>	<u>PAGE</u>
<b>WASHE R: (cont)</b>		<b>WASHER: (cont)</b>	
Flat, power panel grounding . . . . .	52	Lock, mobilizer fitting . . . . .	1
Flat, safety cable clamp . . . . .	29	Lock, outlet box grounding . . . . .	49
Flat, safety cable retainer . . . . .	29	Lock, personnel door . . . . .	25
Flat, strike . . . . .	3	Lock, personnel door hinge . . . . .	25
Flat, switch . . . . .	45	Lock, personnel end panel . . . . .	
Lock, cargo door (left) . . . . .	27	jack support . . . . .	31
Lock, cargo door (right) . . . . .	25	Lock, power panel cover . . . . .	52
Lock, cargo door clamp . . . . .	27	Lock, power panel grounding . . . . .	52
Lock, cargo door hinge (left) . . . . .	27	Lock, safety cable clamp . . . . .	29
Lock, cargo door hinge (right) . . . . .	25	Lock, shear plate . . . . .	1
Lock, cargo endwall jack support . . . . .	33	Lock, step . . . . .	27
Lock, ceiling light . . . . .	37	Lock, support strut lanyard . . . . .	4
Lock, circuit breaker . . . . .	45	Lock, swing out panel hinge . . . . .	8
Lock, conduit strap . . . . .	50	Lock, swing out panel retainer . . . . .	9
Lock, dolly bracket . . . . .	40	Lock, swing out panel retainer . . . . .	
Lock, door case bolt . . . . .	23	lanyard . . . . .	9
Lock, door center case . . . . .	23	Rubber, door lock . . . . .	23
Lock, door handle . . . . .	23	Shoulder, ECU panel . . . . .	12
Lock, emergency light . . . . .	54	Teflon, leveling jack . . . . .	43
Lock, fan capacitor and bracket . . . . .	60	<b>WIRE:</b>	
Lock, fan panel grounding . . . . .	62	Electrical (bulk materials) . . . . .	63
Lock, fan stowage bracket . . . . .	34	Electrical, fan panel grounding . . . . .	62
Lock, fan stowage support, center . . . . .	35	Electrical, housing grounding . . . . .	47, 49
Lock, fan stowage support, left . . . . .		Electrical, shelter grounding . . . . .	52
and right . . . . .	35	Rope, fan stowage support, center . . . . .	35
Lock, foot and chain bolt . . . . .	27	Rope, fan stowage support . . . . .	
Lock, fixed floor skid . . . . .	39	left and right . . . . .	35
Lock, fixed floor support plate . . . . .	40	<b>WRENCH:</b>	
Lock, housing . . . . .	51	Nosepiece, riveter (special tools) . . . . .	66
Lock, housing grounding . . . . .	47	Open end . . . . .	38
Lock, jack angle . . . . .	25	Ratchet, leveling jack . . . . .	43
Lock, jack plate . . . . .	25		
Lock, jack support . . . . .	17	<b>YOKE, strut . . . . .</b>	<b>4</b>
Lock, junction housing grounding . . . . .	51		



By Order of the Secretary of the Army:

Official:

***BERNARD W. ROGERS***  
***General, United States Army***  
***Chief of Staff***

***PAUL T. SMITH***  
***Major General, United States Army***  
***The Adjutant General***

Distribution:

To be distributed in accordance with DA Form 12-25A, Organizational Maintenance Requirements for Shelters.





# SOMETHING WRONG WITH THIS MANUAL?

THEN... JOT DOWN THE DOPE ABOUT IT ON THIS FORM, TEAR IT OUT, FOLD IT AND DROP IT IN THE MAIL!

FROM: (YOUR UNIT'S COMPLETE ADDRESS)

PFC JOHN DOE  
 CoA, 3<sup>rd</sup> ENGINEER BN  
 FT. LEONARD WOOD MO 63108

DATE 16 DEC 74

PUBLICATION NUMBER

TM5-6115-200-20 AND P

DATE

1 APR 72

TITLE

GENERATOR SET 10 KW  
 NSN 6115-00-231-7286

BE EXACT... PIN-POINT WHERE IT IS

PAGE NO.	PARA-GRAPH	FIGURE NO.	TABLE NO.
----------	------------	------------	-----------

6	2-1 a		
81		4-3	
125	line 20		

IN THIS SPACE TELL WHAT IS WRONG AND WHAT SHOULD BE DONE ABOUT IT:

In line 6 of paragraph 2-1a the manual states the engine has 6 cylinders. The engine on my set only has 4 cylinders. Change the manual to show 4 cylinders

Callout 16 on figure 4-3 is pointing at a bolt. In the key to fig. 4-3, item 16 is called a shim. Please correct one or the other.

I ordered a gasket, item 19 on figure B-16 by NSN 2910-00-762-3001. I got a gasket but it doesn't fit. Supply says I got what I ordered so the NSN is wrong. Please give me a good NSN

TEAR ALONG DOTTED LINE

TYPED NAME, GRADE OR TITLE, AND TELEPHONE NUMBER

JOHN DOE, PFC (268) 317-7111

SIGN HERE:

John Doe

FILL IN YOUR  
UNIT'S ADDRESS

FOLD BACK

DEPARTMENT OF THE ARMY

OFFICIAL BUSINESS

Commander  
U.S. Army Troop Support Command  
ATTN: DRSTS-MPP  
4300 Goodfellow Boulevard  
St. Louis, Missouri 63120

TEAR ALONG DOTTED LINE

FOLD BACK

RECOMMENDED CHANGES TO EQUIPMENT TECHNICAL MANUALS



THEN... JOT DOWN THE DOPE ABOUT IT ON THIS FORM, TEAR IT OUT, FOLD IT AND DROP IT IN THE MAIL!

**SOMETHING WRONG WITH THIS MANUAL?**

FROM: (YOUR UNIT'S COMPLETE ADDRESS)

DATE

PUBLICATION NUMBER

DATE

TITLE

BE EXACT... PIN-POINT WHERE IT IS

IN THIS SPACE TELL WHAT IS WRONG AND WHAT SHOULD BE DONE ABOUT IT:

PAGE NO.	PARA-GRAPH	FIGURE NO.	TABLE NO.

TEAR ALONG DOTTED LINE

TYPED NAME, GRADE OR TITLE, AND TELEPHONE NUMBER

SIGN HERE:

FILL IN YOUR  
UNIT'S ADDRESS

FOLD BACK

DEPARTMENT OF THE ARMY

OFFICIAL BUSINESS

Commander  
U.S. Army Troop Support Command  
ATTN: DRSTS-MPP  
4300 Goodfellow Boulevard  
St. Louis, Missouri 63120

TEAR ALONG DOTTED LINE

FOLD BACK



RECOMMENDED CHANGES TO EQUIPMENT TECHNICAL MANUALS



**SOMETHING WRONG WITH THIS MANUAL?**

THEN... JOT DOWN THE DOPE ABOUT IT ON THIS FORM, TEAR IT OUT, FOLD IT AND DROP IT IN THE MAIL!

FROM: (YOUR UNIT'S COMPLETE ADDRESS)

DATE

PUBLICATION NUMBER

DATE

TITLE

BE EXACT... PIN-POINT WHERE IT IS

IN THIS SPACE TELL WHAT IS WRONG AND WHAT SHOULD BE DONE ABOUT IT:

PAGE NO.

PARA-GRAPH

FIGURE NO.

TABLE NO.

TEAR ALONG DOTTED LINE

TYPED NAME, GRADE OR TITLE, AND TELEPHONE NUMBER

SIGN HERE:

FILL IN YOUR  
UNIT'S ADDRESS

FOLD BACK

DEPARTMENT OF THE ARMY

OFFICIAL BUSINESS

Commander  
U.S. Army Troop Support Command  
ATTN: DRSTS-MPP  
4300 Goodfellow Boulevard  
St. Louis, Missouri 63120

FOLD BACK

TEAR ALONG DOTTED LINE

RECOMMENDED CHANGES TO EQUIPMENT TECHNICAL MANUALS



# SOMETHING WRONG WITH THIS MANUAL?

THEN...JOT DOWN THE DOPE ABOUT IT ON THIS FORM, TEAR IT OUT, FOLD IT AND DROP IT IN THE MAIL!

FROM: (YOUR UNIT'S COMPLETE ADDRESS)

DATE

PUBLICATION NUMBER

DATE

TITLE

BE EXACT...PIN-POINT WHERE IT IS

IN THIS SPACE TELL WHAT IS WRONG AND WHAT SHOULD BE DONE ABOUT IT:

PAGE NO.

PARA-GRAPH

FIGURE NO.

TABLE NO.

TEAR ALONG DOTTED LINE

TYPED NAME, GRADE OR TITLE, AND TELEPHONE NUMBER

SIGN HERE:

FILL IN YOUR  
UNIT'S ADDRESS

FOLD BACK

DEPARTMENT OF THE ARMY

OFFICIAL BUSINESS

Commander  
U.S. Army Troop Support Command  
ATTN: DRSTS-MPP  
4300 Goodfellow Boulevard  
St. Louis, Missouri 63120

TEAR ALONG DOTTED LINE

FOLD BACK

# The Metric System and Equivalents

## Linear Measure

1 centimeter = 10 millimeters = .39 inch  
 1 decimeter = 10 centimeters = 3.94 inches  
 1 meter = 10 decimeters = 39.37 inches  
 1 dekameter = 10 meters = 32.8 feet  
 1 hectometer = 10 dekameters = 328.08 feet  
 1 kilometer = 10 hectometers = 3,280.8 feet

## Weights

1 centigram = 10 milligrams = .15 grain  
 1 decigram = 10 centigrams = 1.54 grains  
 1 gram = 10 decigrams = .035 ounce  
 1 dekagram = 10 grams = .35 ounce  
 1 hectogram = 10 dekagrams = 3.52 ounces  
 1 kilogram = 10 hectograms = 2.2 pounds  
 1 quintal = 100 kilograms = 220.46 pounds  
 1 metric ton = 10 quintals = 1.1 short tons

## Liquid Measure

1 centiliter = 10 milliliters = .34 fl. ounce  
 1 deciliter = 10 centiliters = 3.38 fl. ounces  
 1 liter = 10 deciliters = 38.82 fl. ounces  
 1 dekaliter = 10 liters = 2.64 gallons  
 1 hectoliter = 10 dekaliters = 26.42 gallons  
 1 kiloliter = 10 hectoliters = 264.18 gallons

## Square Measure

1 sq. centimeter = 100 sq. millimeters = .155 sq. inch  
 1 sq. decimeter = 100 sq. centimeters = 15.5 sq. inches  
 1 sq. meter (centare) = 100 sq. decimeters = 10,76 sq. feet  
 1 sq. dekameter (are) = 100 sq. meters = 1,076.4 sq. feet  
 1 sq. hectometer (hectare) = 100 sq. dekameters = 2.47 acres  
 1 sq. kilometer = 100 sq. hectometers = .386 sq. mile

## Cubic Measure

1 cu. centimeter = 1000 cu. millimeters = .06 cu. inch  
 1 cu. decimeter = 1000 cu. centimeters = 61.02 cu. inches  
 1 cu. meter = 1000 cu. decimeters = 35.31 cu. feet

# Approximate Conversion Factors

To change	To	Multiply by	To change	To	Multiply by
inches	centimeters	2.540	ounce-inches	newton-meters	.007062
feet	meters	.305	centimeters	inches	3.94
yards	meters	.914	meters	feet	3.280
miles	kilometers	1.609	meters	yards	1.094
square inches	square centimeters	6.451	kilometers	miles	.621
square feet	square meters	.093	square centimeters	square inches	.155
square yards	square meters	.836	square meters	square feet	10.764
square miltes	square kilometers	2.590	square meters	square yards	1.196
acres	square hectometers	.405	square kilometers	square miles	.386
cubic feet	cubic meters	.028	square hectometers	acres	2.471
cubic yards	cubic meters	.765	cubic meters	cubic feet	35.315
fluid ounces	milliliters	29,573	cubic meters	cubic yards	1.308
pints	liters	.473	milliliters	fluid ounces	.034
quarts	liters	.946	liters	pints	2.113
gallons	liters	3.785	liters	quarts	1.057
ounces	grams	28.349	liters	gallons	.264
pounds	kilograms	.454	grams	ounces	.035
short tons	metric tons	.907	kilograms	pounds	2,205
pound-feet	newton-meters	1.365	metric tons	short tons	1.102
pound-inches	newton-meters	.11375			



This fine document...

Was brought to you by me:



## [Liberated Manuals -- free army and government manuals](#)

Why do I do it? I am tired of sleazy CD-ROM sellers, who take publicly available information, slap “watermarks” and other junk on it, and sell it. Those masters of search engine manipulation make sure that their sites that sell free information, come up first in search engines. They did not create it... They did not even scan it... Why should they get your money? Why are not letting you give those free manuals to your friends?

I am setting this document FREE. This document was made by the US Government and is NOT protected by Copyright. Feel free to share, republish, sell and so on.

I am not asking you for donations, fees or handouts. If you can, please provide a link to [liberatedmanuals.com](http://liberatedmanuals.com), so that free manuals come up first in search engines:

<A HREF=<http://www.liberatedmanuals.com/>>Free Military and Government Manuals</A>

- Sincerely  
Igor Chudov  
<http://igor.chudov.com/>
- [Chicago Machinery Movers](#)