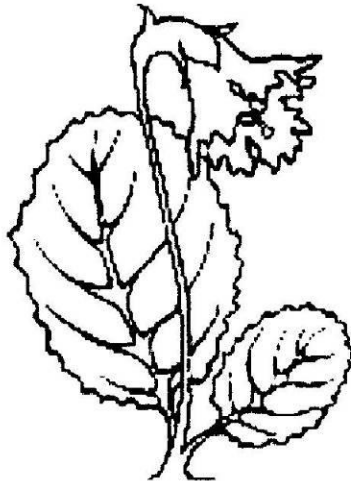


SHORTIA
NEWSLETTER OF THE
WESTERN CAROLINA BOTANICAL CLUB
SPRING 2016



Shortia galacifolia

Oconee Bells

President	Penny Longhurst	Secretary	Kim Spencer
Vice-President	Susan Goldsworthy	Treasurer	Alan Graham



MEMBER NEWS

Field Trip Cancellations: Occasionally, field trips must be cancelled or changed either for weather conditions or other reasons such as road closings. Such changes are sent out by email to all members by 7 AM the day of the field trip. If you do not have email access, please call the leader, co-leader, or recorder (whose phone numbers are listed on the schedule) to be sure that the walk is going to go as planned. Indoor programs are cancelled when Henderson County Schools are closed (see <http://www.hendersoncountypublicschoolsnc.org>) but NOT necessarily cancelled because of delayed opening.

For any change of address, email or telephone number, please inform Alan Graham, 544 Tip Top Road, Brevard, N.C., 28712. 828-884-3947 adgraham@comporium.net



Attention: FINAL NOTICE

The Annual dues of \$15 for 2016 were payable by January 1st. For those of you who have not yet paid, please write a check to WCBC and immediately mail it to Alan Graham. If you can't remember if you have paid, you can check with Alan at 828-884-3947 or adgraham@comporium.net.

**Alan Graham
544 Tip Top Road
Brevard, NC, 28712**



President's Message

by Penny Longhurst

Here we go again. Another snow is just over, those crazy daffodils are already poking their leaves up, and some at my neighbor's house are blooming! Many of you may know that for the last few years Lucy and her husband have gone hiking in the Lake District of England each spring. Last year before she left she asked me about the wild daffodils she'd seen growing there. I was surprised that she thought daffodils were indigenous to Britain. Being from the south of England, an area where the woods are crowded with bluebells and primroses in the spring, the only daffodils I'd seen were firmly ensconced in people's gardens or in parklands associated with stately homes. I just assumed they were planted there by scores of gardeners. She reminded me that the poet William Wordsworth wrote his most famous poem "I Wandered Lonely as a Cloud" in 1804 after seeing woods full of daffodils growing near the banks of Ullswater in the Lake District. A little more research revealed that William Shakespeare also wrote about wild daffodils in "The Winter's Tale," published in 1611. So daffodils have been around in the British Isles for quite some time. Just not in my neck of the woods.

The British wild daffodil (*Narcissus pseudonarcissus*) probably originated from the Western Mediterranean region, particularly Spain and Portugal. It's been suggested that daffodil bulbs were brought to Britain by the Romans, who used them for medical purposes. Wild daffodils were apparently once common in the British Isles, but are now quite rare except in a few isolated spots, in particular along the England/Wales border. In fact, in the early 1900s, the daffodil was considered a substitute for the leek as a national emblem of Wales (they smelled better when you wore them to celebrate St David's Day). The greatest threat to the "native" daffodil is hybridization with the common or garden variety of daffodil. A similar problem can be found with hybridization of native British bluebells (*Hyacinthoides non-scripta*) with Spanish bluebells (*H. hispanica*).

So, what do you think? How long does it take for a plant to be accepted as a native? Is 1600 years considered acceptable, or should those daffodils be considered an invasive species?



An Update on the Sculpture of Frederick Law Olmsted

Public Unveiling—April 22, 5:00 PM

Muriel Siddall has informed me that the Zenos Frudakis's eight foot tall bronze sculpture of Frederick Law Olmsted is now in the final stages of construction. She says it will be put in place in about a month and will be covered with a veil until we see its unveiling on April 22, at five o'clock. The Arboretum was John's favorite place in Asheville and he spent so many days there watching the wonderful development of the site and the programs. I know those of us who will attend the unveiling will be thinking of John, our dear club member, and thanking him and Muriel for this truly lovely gift.



Welcome to our New Members!

Carroll Toole—Carroll was raised in Western North Carolina at Christ School, Arden and in Asheville, at St. Mary's Church where her father was chaplain, teacher, football coach and rector. They were an "outdoor family". They gardened, planted vegetables, raised chickens and gathered their eggs. She was taught to love and protect the environment as well as the people around her. She became a champion swimmer and the Southeastern Girls Archery Champion. Reading, study and learning were and still are extremely important to her. These are some of the threads that wound together to begin making the person she is today.

John Harrison—John is a 5th-generation native of Atlanta, a Deep Southerner. He went to the same schools to which relatives had gone to. He lived in the same house until he graduated from college. He has two children, a daughter and a son, both single and living in Chapel Hill. He has three sisters, 11 nieces and nephews. His parents and a brother are deceased.

He graduated from Georgia Tech with a degree in Chemical Engineering, working his way through as a Co-op. His father also graduated from Tech, as a Mechanical Engineer. He worked in different industries over the years, with a fair amount of travel involved. (Ever hear of UOP, Egelhard, J. M. Huber?) He worked in research and process development and always felt he had made a good career choice (7 patents). After one retirement, he worked a second career as an Environmental Engineer, which he also liked. He retired again last summer.

He was initially introduced to the outdoors as a Boy Scout. He liked the camping trips the most. In college and afterwards, he developed interests in birds, trees, and geography, with wildflowers coming a little later. His first real wildflower walk was in 1973 with Marie Mellinger near the Cambridge Center in Rabun County, Georgia. It was memorable and wonderful. He's been a member of various outdoor groups over the years and led various trips for some. One of his favorite groups has been the Georgia Botanical Society.


His wife Jodie and he have been married almost ten years. She's from Morgantown and still has her parents and other family there. They bought a house in Hendersonville nine years ago, though he didn't live there permanently until this past summer. They like reading, playing tennis together, going to the Y regularly, and working in the yard. They also have kayaks and bicycles. Jodie does some volunteer work and John likes being not too committed. They like living in Hendersonville.

Martha Rollefson—Martha and her husband David O'Connor recently moved to Etowah, NC from Naugatuck, CT (known to some as the snowy, frozen tundra.) She has lived in ten different states, four of them twice. Martha spent over 35 years working for various manufacturing companies in engineering, training, and quality roles. Newly retired, unless an interesting part-time job comes along, she and her

husband and two mini-dachshunds came here after discovering the area last spring. They chose Henderson County for the gentle seasons and the small-town charm with all the amenities, and they found a house they love on the 8th fairway of the Etowah Valley Golf and Resort's South Course. She has long had a passion for gardening with shrubs and flowers, especially bulbs and perennials, starting with a peony from her grandmother's mother-in-law, and she hauled an extensive collection from Connecticut to accelerate development of her dream cottage garden here in the mountains. With such a variety of birds, and time to enjoy their antics, she's becoming a bird watcher. She's also supporting the resort's efforts to become Audubon-Certified and will be pushing them to beautify their garden spots, with hopes it encourages even more birds to enjoy the area.



In Memory of our Botany Club Member, Don Herrman



Most of us know that Don Herrman passed away this January. He was a long time member of the Botany Club and our president for many years. I can see him now, smiling kindly and greeting us when we arrive at his home Ramblewood for our annual picnic in October. We will certainly miss Don, our dear Botany Club friend.

The Green Violet

by Lucy Prim

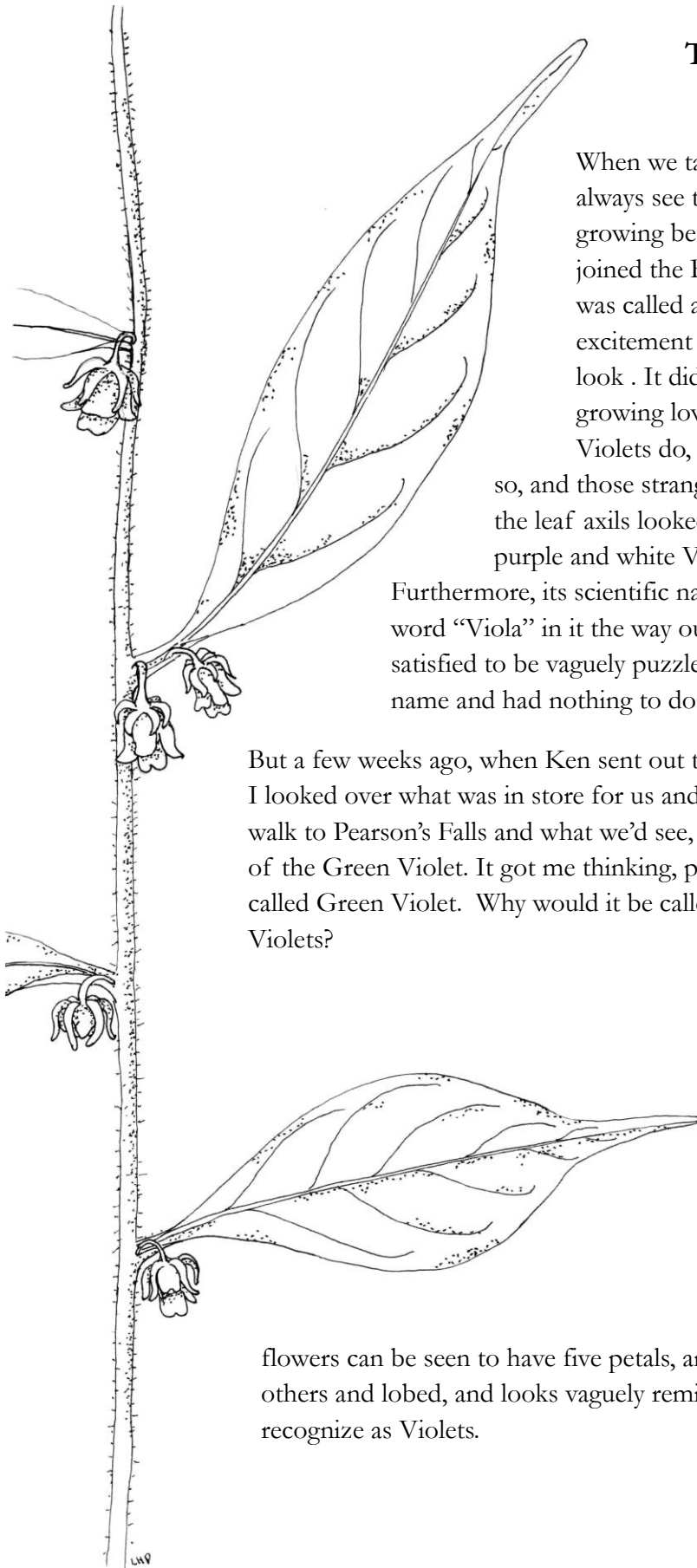
When we take our yearly walk at Pearson's Falls, we always see the Green Violet, *Hybanthus concolor*, growing beside the path. Years ago, when I first joined the Botany Club, I was puzzled why that plant was called a Violet. It did seem to cause a little stir of excitement amongst the others, so I gave it a good look. It didn't look at all like a Violet. It wasn't growing low to the ground the way our familiar Violets do, but stood up quite tall, maybe two feet or so, and those strange little green flowers dangling down from the leaf axils looked nothing like the sweet little yellow and purple and white Violets that delight us in the spring.

Furthermore, its scientific name, *Hybanthus concolor*, doesn't have the word "Viola" in it the way our other Violets do. For years I was satisfied to be vaguely puzzled and think this plant had a very strange name and had nothing to do with Violets.

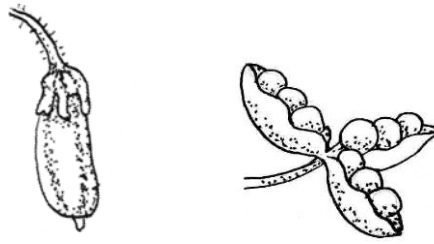
But a few weeks ago, when Ken sent out the new schedule for our upcoming walks, I looked over what was in store for us and my eye alit on the description of our walk to Pearson's Falls and what we'd see, and there, as it always is, was the mention of the Green Violet. It got me thinking, perhaps there was a good reason why it is called Green Violet. Why would it be called that if it really had nothing to do with Violets?

And after a little reading, I found an answer! It turns out that this plant, although not containing the word "Viola" in its scientific name, is actually in the Violet family, *Violaceae*. The little green flowers are so small it is hard to study them closely, but if we take out our magnifying glass or take a picture and blow up the image on our i-phone or the computer, the

flowers can be seen to have five petals, and the lower petal is longer than the others and lobed, and looks vaguely reminiscent of the flowers we readily recognize as Violets.

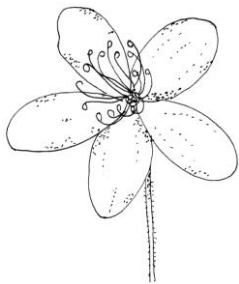


But it is the three parted seed capsule that to me has a real look of a Violet about it, especially when it breaks open and you can see the three compartments, sometimes with a few round seeds still inside. As with other plants in the *Violaceae* family, the capsule opens explosively and ejects the seeds and they are scattered in all directions.



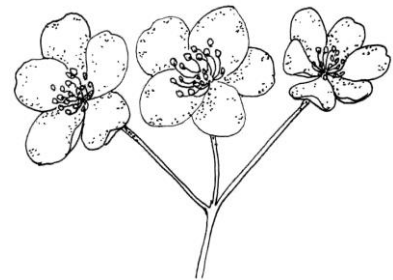
I found out a few other things about this plant. It can grow to be as high as a meter. It lives in moist, damp sorts of places throughout the eastern United States and even up into Canada. The genus name is said to be from the Greek word “hobos” meaning humpbacked, and “anthem” meaning flower, probably referring to the drooping pedicels attaching to the flowers. And the word “concolor” refers to the fact that the sepals and petals are the same color.

So, now when I see that plant beside the path near Pearson’s Falls with those queer little inconspicuous green flowers. I’ll take a close look at them and think how, yes, if you look closely and use your imagination, they do look a little bit like green Violets!



Wood Anemone or Rue Anemone?

By Lucy Prim



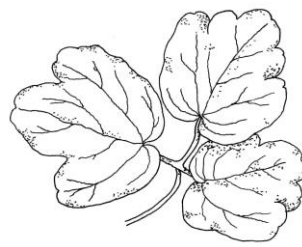
When we set out on our spring walks every year and see the lovely spring ephemerals that we haven’t seen for many long months, we are delighted of course, but we may also be dismayed that we have forgotten their names or are perhaps getting one confused with another, with a similar name or appearance. Last year this happened to me when I got Wood Anemone and Rue Anemone mixed up. I know some of us in the club will consider this a very silly mistake to make. Nevertheless, it happened to me last spring when walking with our club along the path in Sherwood Forest. We had spotted a little cluster of dainty white flowers. We knew they were called “Anemones”, but there are two flowers called Anemone, one Wood Anemone and the other Rue Anemone. Which was this one? I can’t remember what I thought now, but whatever it was, I remember Alan slowly shook his head, and kindly said no, it was the other one. So when I got home and looked it up in my book, I saw Alan was right. I had gotten these two flowers mixed up!

The similarities between these two plants is amazing. They are both poisonous and were first described by Linnaeus in 1753. The flowers look almost identical from a distance. They are the same size, the sepal-like petals are the same color, usually white but sometimes flushed with pink, and the number of sepals is the same, often five but sometimes up to ten or more. The plants themselves are about the same height. They are both very common, bloom at the same time, grow in the same sorts of places and can spread from underground roots, sometimes forming colonies.

The easiest way for us to tell which is which is to give a quick look at the leaves which have quite obvious differences. *Anemone quinquefolia* has deeply divided leaves which are toothed and notched, very unlike the rounded, gently lobed leaflets of *Thalictrum thalictroides*.



Anemone quinquefolia

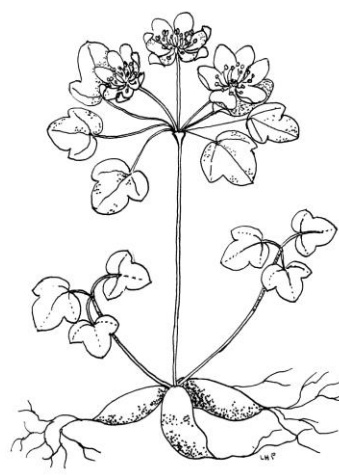


Thalictrum thalictroides

This point alone will make it easy for us to tell the two apart, that is if we can remember which name goes with which. Recalling the scientific names is made easier by thinking how the name “quinquefolia” means five leaves, which is what the very deeply divided leaf of *A. quinquefolia* sometimes looks like.



Wood Anemone
Anemone quinquefolia



Rue Anemone
Thalictrum thalictroides

Rue Anemone is not a Rue and it is not an Anemone either. In earlier years, and currently by some authors, it was classified as *Anemonella thalictroides* and was the only member of this genus. Our “Newcomb’s Wildflower Guide” identifies it by this name. Now Rue Anemone is put in the *Thalictrum* genus, and is called *Thalictrum thalictroides*. Unlike the single flower of Wood Anemone, Rue Anemone flowers grow in umbels, with one central flower at the top of the stalk, and two to five flowers in a whorl just below. The plant spreads underground from black tuberous roots.

Wood Anemone, whose scientific name is *Anemone quinquefolia*, rises up from slender rhizomes. The flowers are solitary, just one at the top of the stalk, unlike the several flowers we may see on the Wood Anemone. The flowers are light-sensitive, and their petals draw in at night and on dark, cloudy days, enclosing and protecting the reproductive parts within.

These dainty little white blossoms are some of the first flowers we see as we begin our outdoor walks in the woods after winter. Like the woodland nymph they were named for, Anemone, their life is short. But with every spring, we will find them again, their pure white blossoms delighting us as they toss about in the cool forest breezes.



Hardy Soul's Hike—March 3, 2016

Walnut Creek led by Larry Ballard

by Lucy Prim

Four of us, Dana, Kim, Penny and I, went on this year's Hardy Soul's hike, led by our intrepid trail blazer, Larry Ballard. We parked our cars beside Cathey's Creek, and started walking up the path that travels beside Walnut Creek. It was very chilly, and here and there where the sun couldn't shine, a light dusting of snow lay upon the ground. But yesterday's dark clouds had vanished, and off we set under a blue sky, the nearby creek splashing over the rocks and the Mountain Laurel and the Rhododendron leaves sparkling brightly in the sun. We crossed several creeks, and even crossed one on a big mossy trunk of a fallen tree. At the end of the trail, Larry asked us if we'd like to do a loop walk or turn around and retrace our steps. We decided to do a loop. So off the path we went, right up the side of a big hill, climbing, climbing, on and on. Finally we got to an old logging road. We walked along the road for a while, and then suddenly Larry stopped and said we were to go over the edge of the road. I looked over the edge. It was incredibly steep! I thought maybe he was joking. But no, he wasn't joking. So, over the edge we went. Even though it was very steep, there were no rocks to land on or to dislodge and roll down on us, just soft leaves, and we happily descended with no trouble at all. We had one more creek to cross, and that creek had some slippery rocks. But after a little excitement, we all got across. We walked on, and then right in the middle of our path, we found a tiny yellow violet, the tiniest Halberd Leaf Violet ever, about a third the size of a normal one. On we walked, down the old logging road, and after I slipped and fell on a muddy bank, there we were, back at the cars. Dana suggested we take Larry to lunch, so that is what a couple of us did. We went to the Pisgah Fish Camp and had a delicious lunch. Thank you to Larry for the lovely and adventurous walk!

SHORTIA
c/o Lucy Prim
48 Oak Gate Drive
Hendersonville, NC 28739

FIRST CLASS

SHORTIA

A quarterly publication of the Western Carolina Botanical Club

Vol. XXXVIII No. 1

Editor: Lucy Prim [32Lucette@gmail.com]

Proof-reader: Dave Lellinger

Spring 2016

The purpose of the Club is to study the plants of the southern Appalachian Mountains and the Southeast through field trips and indoor meetings. **Membership is open to all.** Individual/family memberships are \$15. New members joining from the period July 1-December 31 pay \$8. All memberships are renewable on January first of each year. Send dues to Alan Graham, 544 Tip Top Road, Brevard, NC 28712.

Please send me Botanical Articles or stories or tips on plant identification that you think would be good to include in one of our SHORTIAs. If you see anything that needs correction or if you have additional information about a subject or perhaps a personal experience related to a subject, send that in too, and I can include it in a future SHORTIA. Please try to get this to me by May 25 to get it into the Summer issue.