

SB-10046779-4871SI M17 06 12
Cooling SystemsOctober 2012
Technical Service

This Service Information bulletin supersedes SI M17 06 12 **dated September 2012.**

PERFORM THE PROCEDURE OUTLINED IN THIS SERVICE INFORMATION ON ALL AFFECTED VEHICLES BEFORE CUSTOMER DELIVERY OR THE NEXT TIME THEY ARE IN THE SHOP FOR MAINTENANCE OR REPAIRS.

NEW designates changes to this revision

SUBJECT**Service Action: Retrofit of the Engine Coolant Temperature Sensor****MODEL**

R55

R56

R57

R58

All with manual transmission and either the N14, N16 or N18 engine

SITUATION

Internal corrosion could form in the engine coolant temperature sensor. This corrosion leads to internal bridging of the contacts, which can cause an inaccurate engine temperature reading. This false reading could lead to difficulty in the engine starting and/or a "Service Engine Soon" lamp being illuminated.

AFFECTED VEHICLES

This Service Action involves R55, R56, R57 and R58 MINI Cooper/Cooper S vehicles with the N14, N16 or N18 engines which were produced from 8/2010 to 3/2012.

In order to determine whether a specific vehicle has had this Service Action completed or is affected by this Service Action, first check the B-pillar label for code **53**. If code number **53** has been punched out, the campaign has already been performed. If code number **53** has not been punched out, it will be necessary to utilize the "Service Menu" of DCSnet (Dealer Communication System) or the Key Reader. Based on the response of the system, either proceed with the corrective action or take no further action.

PROCEDURE

This procedure requires the replacement of the upper coolant hose with a modified hose that houses a new engine temperature sensor. An adapter harness needs to be fitted to the car to utilize this new sensor.

NEW Note: Vehicles equipped with the N16 engine may have had repairs performed prior to this Service Action, so that installing this remote sensor and hose is no longer required.

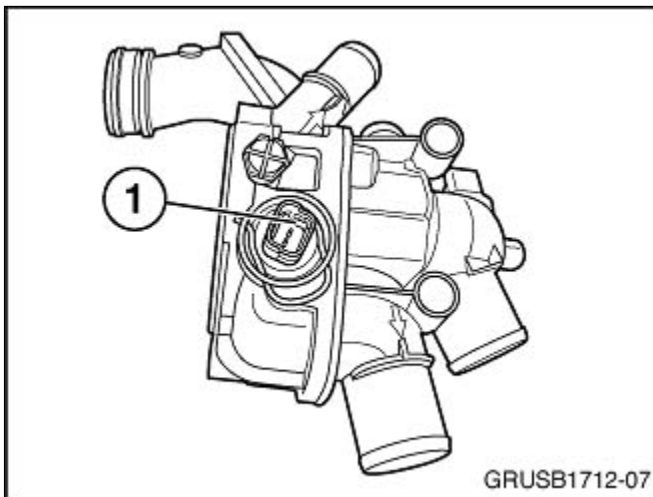
NEW This Service Action does not apply to any N16 engine that had a thermostat replaced with P/N

11 53 7 534 521.

NEW The 11 53 7 534 521 thermostat needs to be installed in conjunction with an engine electrical wiring harness replacement.


NEW If the vehicle is in the workshop for this Service Action **and also** requires an engine wiring harness replacement:

- Replace the engine wiring harness with the 11 53 7 534 521 thermostat.
- Do not install the remote engine temperature sensor. Claim the labor operation “Check for 11 53 7 534 521 thermostat installation” in the Warranty Information section of this bulletin.
- Affix the Service Action label to the B-pillar.




NEW Checking for the updated thermostat: The 11 53 7 534 521 thermostat has a replaceable engine temperature sensor (1).

Remove the fresh air intake tube and the intake tube from the air box to the turbo to gain access to the coolant hose.




Remove the coolant hose (1). This hose will not be reused.



N18 engine only! Install spacer P/N 64 53 7 578 707 (1) on the coolant line as shown.

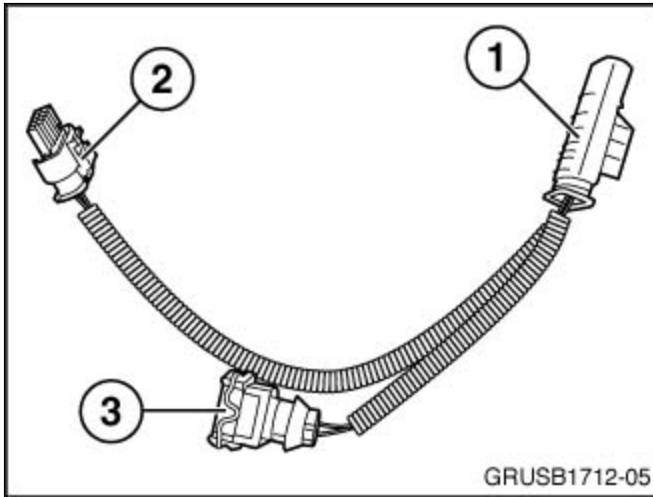
Note: The spacer needs to stay in this position when installing the new coolant hose P/N 17 12 7 647 004 (next step).



Install the new coolant hose with sensor P/N 17 12 7 647 004 (1).



Unplug connector X6279 from the engine thermostat (1).



Plug connector X6279 into the 4-pin male connector (1) of adapter harness P/N 12 51 7 647 200. Insert the 4-pin female connector (2) of the adapter harness into the engine thermostat. Plug the 2-pin female connector (3) from the adapter harness into the engine temperature sensor of hose P/N 17 12 7 647 004.



Secure the connector (1) with a cable tie to the engine wiring harness.

Reinstall the intake components and vent/refill the cooling system (Repair Instruction 17 00 039).

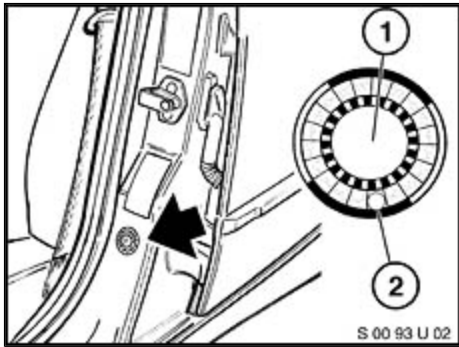
Note: This repair procedure involves draining a small quantity of coolant; refill the drained quantity with new MINI Long-term Antifreeze/Coolant (50/50 mixture). Do not reuse the drained coolant.

PARTS INFORMATION

Part Number	Description	Quantity
12 51 7 647 200	Adapter cable	1
64 53 7 578 707	Spacer (N18 only)	1
17 12 7 647 004	Coolant hose	1
61 13 1 367 599	Cable tie	1

LABEL INSTRUCTIONS

This Service Action has been assigned code number **53**. After the vehicle has been checked and/or corrected, obtain a label (MD20-040) and:



- A. Emboss your MINI dealer warranty number in the middle of the label (1);
- B. Punch out code number **53** (2), printed on the label; and
- C. Affix the label to the B-pillar as shown.

If the vehicle already has a label from a previous Service Action/Recall Campaign, affix the new label next to the old one. Do not affix one label on top of another one because a number from an underlying label could appear in the punched-out hole of the new label.

WARRANTY INFORMATION

The repair described in this bulletin is covered under warranty regardless of time or mileage.

Reimbursement for this Service Action will be via normal claim entry utilizing the following information.

Defect Code: **00 17 52 01 00**

Labor Operation: **Labor Allowance:** **Description:**

NEW 00 61 518 Refer to KSD2 Check for the 11 53 7 534 521 thermostat installation; no repair is necessary.

NEW or

00 60 921 **NEW** Refer to KSD2 Replace the coolant line (hose) and connect the adapter cable.

Sublet Code 4 See sublet reimbursement calculation below Reimbursement for replacing the drained quantity of antifreeze/coolant (bulk container reference P/N 82 14 0 031 133, one gallon container. Do not use this part number for claim submission).

NEW Labor operation codes 00 61 518 and 00 60 921 are Plus labor operations.

NEW Refer to KSD2 for the corresponding flat rate unit (FRU) allowance. Enter the Chassis Number, which consists of the last 7 digits of the Vehicle Identification Number (VIN). Click on the “Search” button, and then enter the applicable flat rate labor operation in the FR code field.

Sublet calculation: MINI antifreeze/coolant (bulk container reference P/N 82 14 0 031 133 only) -- partial refill/used quantity (50/50 mixture) at dealer net plus handling. Enter this material cost in sublet and itemize the amount in the claim comment section.