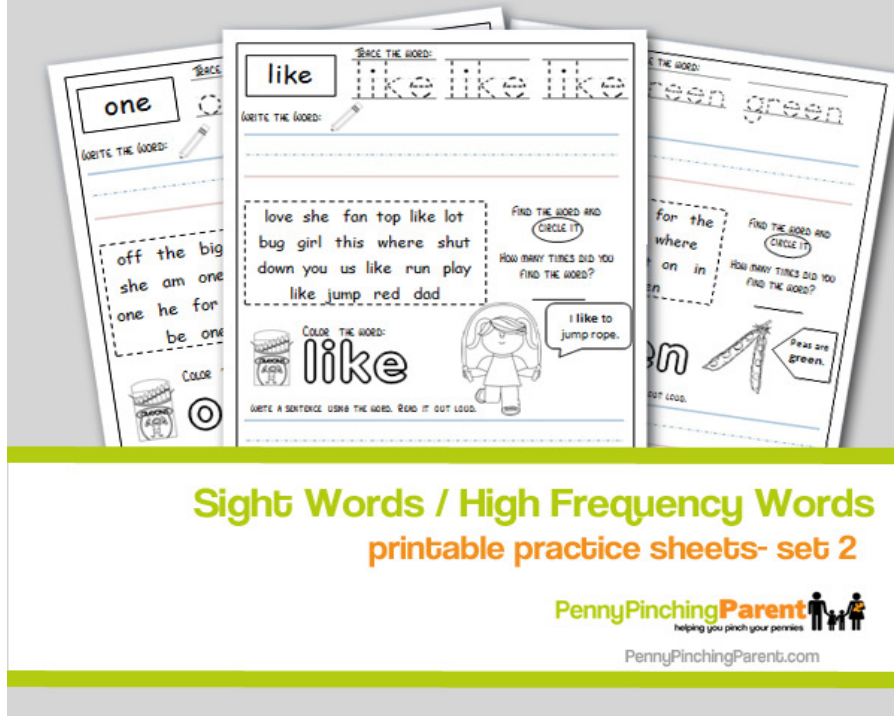


Set 2 includes: a, green, I, see, like, one, the & we



Sight Words/High Frequency Words Printable Practice Sheets

Set 2 Includes: a, green, I, see like, one, the & we



PennyPinchingParent.com

Penny Pinching Parent Terms of Use For Downloads, Links and Files

Copyright © 2013 Penny Pinching Parent www.pennypinchingparent.net/www.pennypinchingparent.com

All downloads on www.pennypinchingparent.com/www.pennypinchingparent.net and its contents are copyright of Penny Pinching Parent © 2007-2013. All rights reserved.

Clip art images for these pages came from free clip art sources such as <http://www.mycutegraphics.com/>, <http://classroomclipart.com/> and <http://office.microsoft.com/en-us/images/>.

Personal Use Only:

Penny Pinching Parent's (also referred to as PPP) site downloads/links/files are provided to you for your own personal use. Accordingly, you agree that you will not copy, reproduce, alter, modify, create derivative works, or publicly display any content from Penny Pinching Parent's downloads, except for your own personal, non-commercial use.

You may post pictures of your family using these downloads on your personal blog provided that Penny Pinching Parent is properly attributed in the post.

No Redistribution. You may not reproduce, repackage, or redistribute the contents of Penny Pinching Parent's downloads, in whole or in part, for any reason.

No Commercial Use. PPP's site downloads may not be used for commercial purposes. For example, you may not do any of the following: use the downloads to sell a product or service; use the download to increase traffic to your Web site for commercial reasons, such as advertising sales. Any use of the downloads that infringes upon the intellectual property rights of Penny Pinching Parent or that is for commercial purposes will be investigated, and the site owner shall have the right to take appropriate civil and criminal legal action.

Modifications of Terms. Penny Pinching Parent shall have the right to modify the terms of this Agreement at any time, which modification shall be effective immediately and shall replace all prior Agreements.


You are more than welcome to:

- Save the files on your computer and print off copies for yourself {or classroom} whenever you would like.
- Link directly to Penny Pinching Parent (www.pennypinchingparent.com) to share PPP's files with others.
- Write blog posts showing images of your students using the site's files as long as proper credit to Penny Pinching Parent is given.

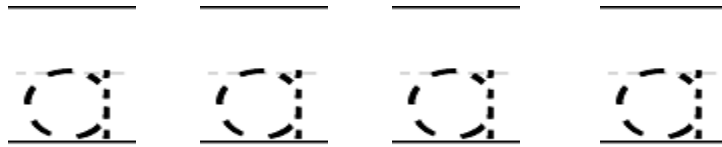
YOU MAY NOT:

- Host any of Penny Pinching Parent's files on your own or other sites.
- Alter or sell any of Penny Pinching Parent's files.
- Sell files to make a profit: All files are for personal use only. You may NOT use Penny Pinching Parent's items for sale or profit (i.e. print items to bind or laminate and sell for profit).
- Transmit or store any resources on any other website or other form of electronic retrieval system.
- All downloads are copyright protected. Not to be distributed, transferred, or shared in any form.

If you have any questions please feel contact Penny Pinching Parent
<http://www.pennypinchingparent.net/contact-penny-pinching-parent/>.



TRACE THE WORD:



WRITE THE WORD:




Handwriting practice lines consisting of a solid top line, a dashed middle line, and a solid bottom line.


a is on green can
who me up a to will see
at bad no a where it be
him the a

FIND THE WORD AND
CIRCLE IT

HOW MANY TIMES DID YOU
FIND THE WORD?



COLOR THE WORD:



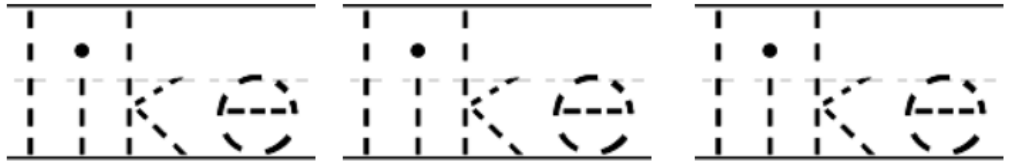
The pig
reads **a**
book.

WRITE A SENTENCE USING THE WORD. READ IT OUT LOUD.

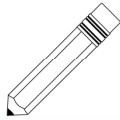
Handwriting practice lines consisting of a solid top line, a dashed middle line, and a solid bottom line.

like

TRACE THE WORD:



WRITE THE WORD:




Handwriting practice lines consisting of a solid top line, a dashed middle line, and a solid bottom line.

love she fan top like lot
bug girl this where shut
down you us like run play
like jump red dad


FIND THE WORD AND
CIRCLE IT

HOW MANY TIMES DID YOU
FIND THE WORD?



COLOR THE WORD:

like



I like to
jump rope.

WRITE A SENTENCE USING THE WORD. READ IT OUT LOUD.

Handwriting practice lines consisting of a solid top line, a dashed middle line, and a solid bottom line.

see

TRACE THE WORD:

see see see


WRITE THE WORD:



them saw pink top to see
see it that sure me
dad where us see
one their pup see

FIND THE WORD AND
CIRCLE IT

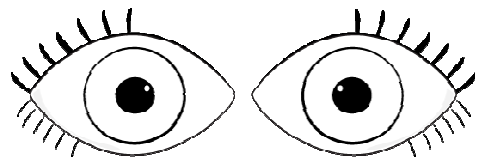
HOW MANY TIMES DID YOU
FIND THE WORD?



COLOR THE WORD:

see

Our eyes help us
see.



WRITE A SENTENCE USING THE WORD. READ IT OUT LOUD.

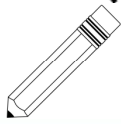
green

TRACE THE WORD:

green

green

WRITE THE WORD:




Handwriting practice lines consisting of a solid top line, a dashed middle line, and a solid bottom line.

green for up go for the
to at green he where
where green that on in
five cat green

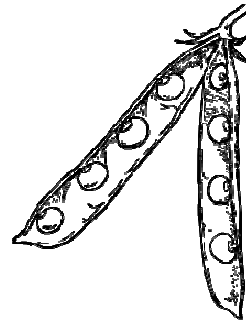
FIND THE WORD AND
CIRCLE IT

HOW MANY TIMES DID YOU
FIND THE WORD?



COLOR THE WORD:

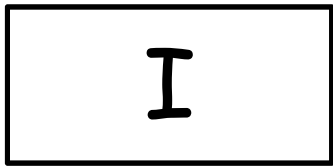
green



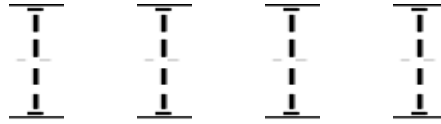
Peas are
green.

WRITE A SENTENCE USING THE WORD. READ IT OUT LOUD.

Handwriting practice lines consisting of a solid top line, a dashed middle line, and a solid bottom line.



TRACE THE WORD:



WRITE THE WORD:




Handwriting lines for writing the word 'I'.

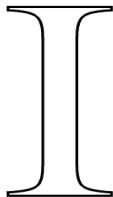
she for up I for the to
is at them I
I in red it on in
two dog boy it

FIND THE WORD AND
CIRCLE IT

HOW MANY TIMES DID YOU
FIND THE WORD?



COLOR THE WORD:



I
love
you!

WRITE A SENTENCE USING THE WORD. READ IT OUT LOUD.

Handwriting lines for writing a sentence using the word 'I'.

TRACE THE WORD:

one

one one one

WRITE THE WORD:




Handwriting practice lines consisting of a solid top line, a dashed middle line, and a solid bottom line.

off the big one to her
she am one I see them
one he for one way in on
be one two blue


FIND THE WORD AND
CIRCLE IT

HOW MANY TIMES DID YOU
FIND THE WORD?



COLOR THE WORD:

one



There is
one bug.

WRITE A SENTENCE USING THE WORD. READ IT OUT LOUD.

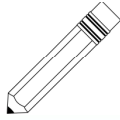
Handwriting practice lines consisting of a solid top line, a dashed middle line, and a solid bottom line.

the

TRACE THE WORD:

the the the

WRITE THE WORD:




Handwriting practice lines consisting of a solid top line, a dashed middle line, and a solid bottom line.

that come the little tree
where big I day the miss
it the three we one us
other the me you

FIND THE WORD AND
CIRCLE IT

HOW MANY TIMES DID YOU
FIND THE WORD?

A monster
drives **the**
car.



COLOR THE WORD:

the



WRITE A SENTENCE USING THE WORD. READ IT OUT LOUD.

Handwriting practice lines consisting of a solid top line, a dashed middle line, and a solid bottom line.

TRACE THE WORD:

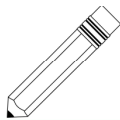
we

we

we

we

WRITE THE WORD:




Handwriting practice lines for writing the word 'we'.

that big fun one we with
we I some of this it
what that we ever where
other find me we you


FIND THE WORD AND
CIRCLE IT

HOW MANY TIMES DID YOU
FIND THE WORD?



COLOR THE WORD:

we



We are at school.

WRITE A SENTENCE USING THE WORD. READ IT OUT LOUD.

Handwriting practice lines for writing a sentence using the word 'we'.