




Sika[®] Injection Systems for Concrete Structures




Innovation & since
Consistency | 1910

Sika® Injection Systems for Concrete



Typical Problems in Concrete Structures




Waterproofing of Construction Joints

Sealing of construction joints in concrete structures.



Surface Sealing of leaking Concrete Structures


Remedial surface sealing by curtain injection of defects in underground building components.



Waterproofing of Cracks


Closing, sealing and flexible bridging of leaking cracks in new and existing structures.

Structures



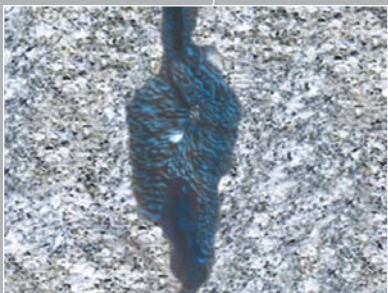
Structural Crack and Void Repair

Bridging and filling of cracks and voids where structural strength is required.



Waterproofing of damaged Membranes

Repair by injection of damaged waterproofing membranes (single and double layer systems).



Waterproofing of Foundation Pits

Sealing of water-bearing cracks and joints in retaining walls of foundation pits.

The Sika[®] Injection Technology

Injection Material Parameters	Reasons	Injection System Requirements
Viscosity	<ul style="list-style-type: none"> ■ Better crack penetration due to low viscosity ■ Reduction of high injection pressure due to low viscosity 	<ul style="list-style-type: none"> ■ Different viscosities of injection resins for different crack widths (see table 1) ■ Low particle size of microfine binder for fine cracks
Expansion	<ul style="list-style-type: none"> ■ Better sealing result due to the self-injecting effect of expansion ■ Complete filling of fissures and voids ■ Low actual material consumption due to increased volume after expansion 	<ul style="list-style-type: none"> ■ Fast expansion ■ High foaming factor ■ Stable expansion with no shrinkage later during curing of the system ■ Temporary sealing due to high foaming factor
Reaction Time	<ul style="list-style-type: none"> ■ Short reaction times prevent washing out of the resin ■ Short waiting times during the works ■ Reaction only takes place when needed 	<ul style="list-style-type: none"> ■ Variable reaction times (see table 2) ■ No reaction takes place unless the resin is in direct contact with water or moisture
Potlife	<ul style="list-style-type: none"> ■ Long potlife means as pumpable as single component system 	<ul style="list-style-type: none"> ■ Variable potlife for different requirements (see table 3)
Flexibility	<ul style="list-style-type: none"> ■ Ability to accommodate limited movement 	<ul style="list-style-type: none"> ■ Long-term flexibility after curing ■ Permanent sealing
Adhesion/Bond	<ul style="list-style-type: none"> ■ Structural bonding of cracks ■ Better sealing due to good adhesion 	<ul style="list-style-type: none"> ■ Excellent adhesion ■ Full bond at contact surfaces ■ No shrinkage
Durability/Permanent Sealing	<ul style="list-style-type: none"> ■ High durability of the repaired structure ■ Little ageing ■ Permanent repair 	<ul style="list-style-type: none"> ■ No shrinkage with ageing ■ Long-term flexibility ■ Permanent sealing
Resistance	<ul style="list-style-type: none"> ■ High resistance to aggressive chemicals 	<ul style="list-style-type: none"> ■ Injection systems with high chemical resistance
Environmental Hazard/Toxicity	<ul style="list-style-type: none"> ■ Allows injection in ecologically sensitive environments ■ Non-toxic and non-hazardous in application 	<ul style="list-style-type: none"> ■ Solvent-free systems ■ Environmentally friendly raw materials ■ Systems tested for ground water contact



Sika's Injection Solution

Very low Viscosity

- Sika® Injection-201 RC
- Sika® Injection-201 CE
- Sika® Injection-29 /-304 /-305 /-306

Low Viscosity

- Sika® Injection-101 RC /-105 RC
- Sikadur®-52 Injection

Low Particle Size

- Sika® InjectoCEM-190

High and fast Expansion

- Sika® Injection-101 RC /-105 RC

Short and variable Reaction Times

- Sika® Injection-101 RC /-105 RC
- Sika® Injection-AC10 /-AC20
- Sika® Injection-304 /-305 /-306

Long Potlife

- Sika® Injection-101 RC /-105 RC /-201 CE /-201 RC /-203
- Sika® Injection-29 /-306
- Sikadur®-52 Injection
- Sika® InjectoCEM-190

Flexible

- Sika® Injection-105 RC /-201 CE /-201 RC /-203
- Sika® Injection-29 /-306

High Flexibility

- Sika® Injection-304 /-305

High Adhesion

- Sikadur®-52 Injection
- Sika® Injection-451
- Sika® Injection-201 CE /-201 RC /-203

High Durability

- Sika® Injection-201 CE /-201 RC /-203
- Sikadur®-52 Injection and Sika® Injection-451
- Sika® Injection-29 /-304 /-305 /-306
- Sika® InjectoCEM-190

High chemical Resistance

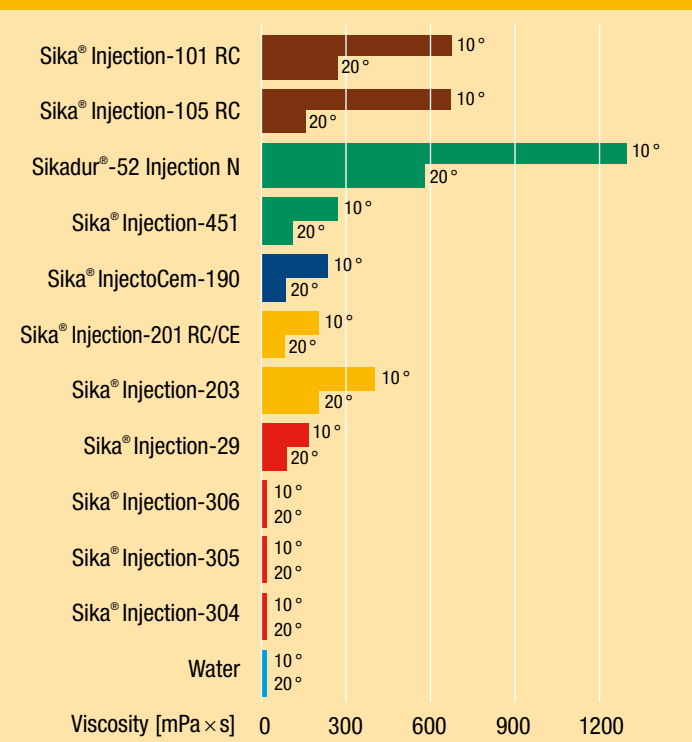
- Sika® Injection-201 CE /-201 RC /-203
- Sikadur®-52 Injection and Sika® Injection-451
- Sika® Injection-29 /-304 /-305 /-306
- Sika® InjectoCEM-190

Environmentally friendly

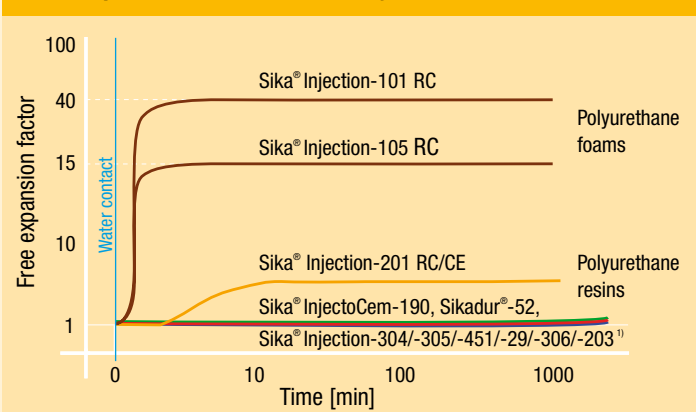
- Sika® Injection-101 RC /-105 RC /-201 CE /-201 RC /-203
- Sikadur®-52 Injection and Sika® Injection-451
- Sika® Injection-29 /-304 /-306
- Sika® InjectoCEM-190

- Polyurethane Foams
- Microfine Binders
- Polyacrylic Resins/Gels
- Epoxy Resins
- Polyurethane Resins

1. Viscosity of different Injection Materials at 10 °C and 20 °C

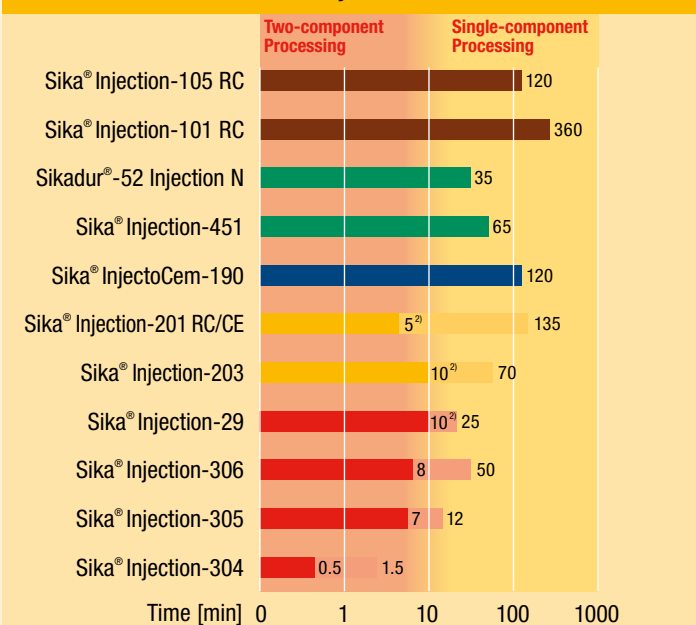


2. Free Expansion Factor of different Injection Materials




¹⁾Microfine binders, epoxy resins, polyacrylic resins

3. Potlife in Minutes of different Injection Materials at 20 °C



²⁾with accelerator

The Sika® Injection Systems for the dif



Waterproofing of Construction Joints

Sealing of construction joints in concrete structures

Sika® Injection-29/-306


Low viscous, flexible and solvent-free polyacrylic injection resins with high solids content. They are used for the injection of the SikaFuko® Injection Hose Systems.

Sika® Injection-201 CE/RC®

Low viscous, flexible and solvent-free polyurethane injection resin for permanent waterproof sealing of cracks and construction joints. It forms, in contact with water, a uniform, closed and therefore watertight pore structure. The reaction time of Sika® Injection-201 RC/CE can be accelerated with Sika® Injection-AC20.

Sika® InjectoCem-190

Two-component injection grout for sealing and structural strengthening of cracks and construction joints, based on microcement with added admixtures and corrosion inhibitors. It is also used for the injection of the SikaFuko® Injection Hose System (Sika® Injectoflex).



Surface Sealing of leaking Concrete Structures


Remedial surface sealing by curtain injection of defects in underground building components

Sika® Injection-304

Flexible, very low viscous and very quick-gelling polyacrylic injection gel for permanent watertight sealing of leaking surfaces. The material reacts to form a waterproof, flexible but solid gel with good adhesion to both dry and wet substrates.

Sika® Injection-306

Flexible, very low viscous polyacrylic injection resin for a permanent watertight sealing. A wide range of adjustable curing time allows an easy adaptation to current conditions.



Waterproofing of Cracks

Closing, sealing and flexible bridging of leaking cracks in new and existing structures

Sika® Injection-101 RC

Fast foaming, low viscous and solvent-free water-reactive polyurethane injection foam resin for temporary waterstopping. The material cures to a very dense hard-elastic foam with a very fine cellular structure. The reaction time of Sika® Injection-101 RC can be accelerated with Sika® Injection-AC10.

Sika® Injection-201 CE/RC®

Low viscous, flexible and solvent-free polyurethane injection resin for permanent waterproof sealing of cracks and construction joints. It forms, in contact with water, a uniform, closed and therefore watertight pore structure. The reaction time of Sika® Injection-201 RC/CE can be accelerated with Sika® Injection-AC20.


Sika's Ecologically Advanced Injec

Sika® Injection systems have been tested by independent institutes with respect to the potential risks concerning water quality, working safety and toxicology. These tests give information on how the liquid materials i.e. immediately after injection, or the hardened/cured material affects the quality of water.

Sika® provides full environmental reports on Sika® Injection-101 RC/-105 RC/-201 CE/-201 RC/-203/-304/-29.

Sika®

ferent Applications



Structural Crack and Void Repair

Bridging and filling of cracks and voids where structural strength is required

Sikadur®-52 Injection²⁾


Low viscous, solvent-free, high strength epoxy resin for structural bonding of cracks and voids in dry and damp concrete structures.

Sika® Injection-451

Ultra low viscous, solvent-free, high strength epoxy resin for structural bonding of cracks and voids in dry and damp concrete structures.

Sika® InjectoCem-190

Two-component injection grout for sealing and structural strengthening of cracks and construction joints, based on microcement with added admixtures and corrosion inhibitors.



Waterproofing of damaged Membranes


Repair by injection of damaged waterproofing membranes (single and double layer systems)

Sika® Injection-305

Flexible, very low viscous and quick-gelling polyacrylic injection gel for permanent watertight sealing of damaged membranes (single and double layer systems). The material reacts to form a waterproof, flexible but solid gel with good adhesion to both dry and wet substrates.

Sika® Injection-306

Flexible, very low viscous polyacrylic injection resin with a wide range of adjustable curing time is compatible to nearly all membrane materials.



Waterproofing of Foundation Pits


Sealing of water-bearing cracks and joints in retaining walls of foundation pits

Sika® Injection-105 RC

Fast foaming, low viscous and solvent-free water-reactive polyurethane injection foam resin for flexible waterproof sealing of leaking foundation pits. The material cures to a very dense flexible foam with a very fine cellular structure.

¹⁾ other formulation available (Sika® Injection-203) that is tested and approved according to ZTV-ING (RISS) and registered with the BAST-List

²⁾ other formulation available for underwater injection (Sikadur®-53)



tion Systems

Criteria for Selection of the Sika® Injec

Selection Criteria for Injection Systems to be used in the Repair and Waterproofing of Concrete Structures:

1	Structural strengthening = S Durable elastic sealing = E Temporary sealing = T The rheological properties of the injection system and damaged concrete structures determine the most suitable application system.
2	Can accommodate movement after curing Non-elastic injection systems can cause subsequent cracking elsewhere.
3	Durable waterproof sealing Long-term effectiveness and reliable protection against ground water pressure.
4	Improvement in matrix quality The injection system strength is appropriate for repairs to weaker concrete and mortar.
5	Penetrates into fine cracks (e.g. >0.2 mm) The low viscosity of the injection material determines the crack penetration and reduces the injection pressure.
6	Not durable Suitable for temporary waterproofing against water under pressure.
7	Reacts only in contact with water The reaction only takes place when needed.
8	For watertight compartment injection Repair by injection of waterproofing membranes (single and double layer systems).
9	Pumpable as a single component system Injection systems with long potlives (>20 min) can be pumped with a single-component pump.
10	Only suitable for low pressure injection (<10 bar) Low injection pressure prevents separation of microfine cement suspensions.
11	Drinking water approval Allows injection in ecologically sensitive environments.
12	Can be accelerated Acceleration of the reaction time reduces waiting times during works (especially at cold temperatures) and prevents washing out of the resin.



The free expansion rate of **Sika® Injection-101 RC** is up to 40 times.



Due to the low viscosity of **Sika® Injection-201 RC/CE** it can penetrate into cracks >0.2 mm in width.



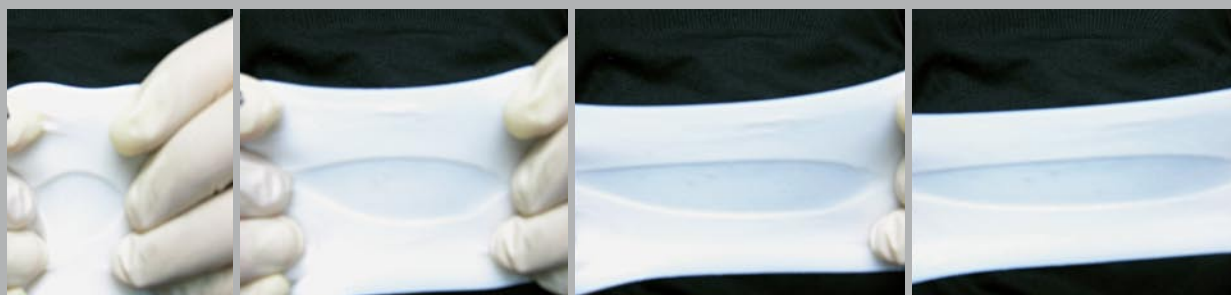
Sikadur®-52 Injection achieves a strength of up to 50 N/mm².



tion Systems

Polyurethane Foams		Polyurethane Resins	Epoxy Resins		Polyacrylate Resins/Gels				Microfine Binders
Sika® Injection-101 RC*	Sika® Injection-105 RC	Sika® Injection-201 CE/ -201 RC/-203*	Sikadur®-52 Injection	Sika® Injection-451*	Sika® Injection-29	Sika® Injection-304	Sika® Injection-305	Sika® Injection-306	Sika® InjectoCem-190
T	T	E	S	S	E	E	E	E	S
	X	X			X	X	X	X	
		X	X	X	X	X	X	X	X
		X	X	X					X
X	X	X	X	X	X	X	X	X	X
X	X								
X	X								
						X	X	X	
X	X	X	X	X	X			X	X
									X
X		X			X	X			
X	X	X			X			X	

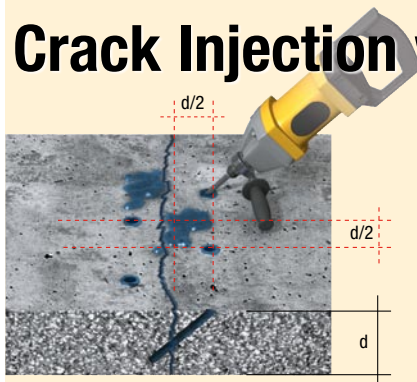
**tested and approved by ZTV-Ing.



Sika® Injection-304 reacts to form a waterproof, flexible but solid polyacrylic gel.

Application of the Sika® Injection Syst


Crack Injection with Mechanical Packers



1. Drill packer holes at a 45° angle to the concrete surface as shown in the figure.
 \varnothing of drill hole = \varnothing of packer + 2 mm.



2. Install the mechanical packers. Tighten the mechanical packers so that they can withstand the maximum injection pressure.




3. Fix the non-return valve on the first packer and start the injection process.


Crack Injection with Surface Packers



1. Prepare the substrate by blast cleaning or mechanically by grinding etc., then clean by brush and vacuum.




2. Place a steel nail through the packer into the crack to prevent the injection canal from being blocked by the **Sika® Injection-490** adhesive and then install the surface packers as shown in the figure.

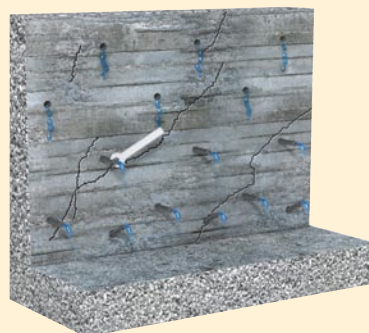


3. Patch the surface of the crack with **Sika® Injection-490**. Ensure that the packer and the crack on the surface are fully covered by the adhesive filler.


Curtain Injection



1. Drill holes for the mechanical packers through the leaking building component at a distance of 30–50 cm apart as shown in the figure.



2. Install the mechanical packers. Tighten the mechanical packers so that they can withstand the maximum injection pressures.



3. Fix the button head (non-return) fittings on the first packer and start the injection process at the lowest row of drill holes.



4. When the injection material flows out of the second packer during the injection process, fix the non-return valve on it as quick as possible. Stop injection at the first packer and continue at the second packer.

5. Repeat this procedure from packer to packer.

6. If necessary, a secondary injection procedure is carried out to ensure the crack is completely filled and sealed.



4. As soon as the adhesive has cured, remove the nail and fix the button head fittings (non-return) on the first packer and start the injection process.

5. Continue the injection procedure as for crack injection with mechanical packers (points 4, 5 and 6).



4. When the injection material flows out of the second packer during the injection process, fix the non-return valve on it as quickly as possible. Stop injection at the first packer and continue at the second packer.

5. Continue the injection procedure as for crack injection (points 5 and 6).

Important Notes for the Application of Sika Injection Systems:

- Make sure that there is no drainage pipe in or behind the surface
- The surfaces of voids and cracks need to be clean
- Always start injection with low pressure
- Always work by injecting from the bottom to the top

Injection Pumps and Packers for Sika®

Injection Equipment for Sika® Injection Resins and Microfine Cement Suspension

Single-component Pumps for Polyurethane, Polyacrylate and Epoxy Resins

Sika® single-component injection pumps are universal injection devices suitable for a wide range of applications. They are designed for professional use in crack and SikaFuko® Injection Hose System (Sika® Injectoflex).

Sika® Injection Pump EL-1, EL-2, Hand-1 and Hand-2 are suitable for Sika polyurethane, epoxy and polyacrylate resins.



Type EL-1

Two-component Pumps for Polyacrylate Gels

Sika® Injection Pump PN-2C is specially designed for curtain injection. A two-component pump is required for these fast reacting polyacrylate gels. The individual components are introduced to the mixing head separately. The actual mixing process takes place in a static mixer located in the mixing head.



Type PN-2C

Mixing and Pumping Equipment for Microfine Cement Suspension

The colloidal mixer **Sika® Injection Mixer C-1** is needed for the complete and thorough mixing of Sika® microfine cement suspensions. **Sika® Injection Pump MFC-1** is used for the pumping of Sika® microfine cement suspensions. It provides continuous pumping without separation of the suspension.



Type C-1

Type MFC-1

Vacuum Pump

The Vacuum Pump is an important tool for the **SikaFuko®** Injection Hose Systems and is needed for cleaning the injection hose after the injection with an acrylat gel or a microfine cement to enable the system for further injection.



Sika Injection Pump/Mixer	Polyurethane Foams	Polyurethane Resins	Epoxy Resins	Polyacrylate Resins/Gels		Microfine Binders	
	Sika® Injection-101 RC/-105 RC	Sika® Injection-201 RC/201 CE/-203	Sikadur® -52 Injection Sika® Injection-451	Sika® Injection-29	Sika® Injection-304/-305	Sika® Injection-306	Sika® InjectoCem-190
EL-1/-2	X	X	X	X		X	
Hand-1/-2	X	X	X	X			
PN-2C					X	X	
C-1							X
MFC-1							X
Vacuum Pump				X		X	X
Equipment Cleaning	Sika® Colma® Cleaner			Water			


Injection Materials

Sika® Injection Packers for different Applications

Sika® Injection Packers are filler necks used as connection pieces between the injection pump and the structure. Sika provides a full range of injection packers. There are two different types of packers:


Mechanical Packers

for high and low pressure injection where hole drilling is possible



Surface Packers


for low pressure injection, where drilling is not possible



		Sika® Injection Packer				
		Mechanical			Surface	
Application	Concrete Quality	Injection Pressure	MPS	MPR ¹	MPC ²	SP
Crack and Void Injection	Drilling not possible (steel reinforcement)	1 – 10 bar				X
	Good and poor quality (drilling possible!)		X	X	X	X
SikaFuko® Swell			X ³	X ³	X ³	
Curtain Injection		10 – 200 bar		X ⁴		
Crack and Void Injection	Good and poor quality (drilling possible!)		X	X		
SikaFuko® Swell			X ³	X ³		

¹Recommended for high pressures and high flow rates ²Specially designed for injection with microfine binders ³Just 13 mm diameter ⁴Only with button head (non-return) fitting

Case Studies



Surface Sealing of a Leaking Shaft

Problem

An inadequate waterproofing system had been selected for a concrete shaft standing in groundwater. Water was infiltrating the shaft from several construction joints and damaging the electrical installations.

Injection Material Requirements

- Very fast reacting injection material
- Able to form a new permanent watertight sealing surface
- Environmentally friendly

Sika Solution

Curtain injection with

- Fast reaction polyacrylate gel **Sika® Injection-304**

Injection Equipment

- **Sika® Injection Pump PN-2C** and **Sika® Injection Packer MPR** with button head fittings



Sealing of Cracks in a Basement

Problem

A basement garage which is built up of watertight concrete with waterbars, suffered settlement cracks in the structure after construction. Water was infiltrating because the garage was exposed to groundwater pressure.

Injection Material Requirements

First phase:

- Fast foaming injection foam
- Reacts only in contact with water

Second phase:

- Low viscosity
- No shrinkage in subsequent dry conditions
- Good adhesion to concrete
- Environmentally friendly and chemically resistant

Sika Solution

Crack injection with

- Fast reacting polyurethane foam **Sika® Injection-101 RC** for temporary waterstopping
- Elastic polyurethane resin **Sika® Injection-201 RC** for permanent waterproof sealing

Injection Equipment

- **Sika® Injection Pump EL-2** and **Sika® Injection Packer MPS**



Sealing of Damaged Membranes in an Open-cut Tunnel

Problem

An open-cut tunnel below groundwater level was sealed with sheet waterproofing membranes and waterbars. Damage occurred during the construction period and went unnoticed until the tunnel began leaking. Fortunately the damage location was easily identified as the membrane and waterbars were formed into compartments.

Injection Material Requirements

- Permanently elastic
- Able to form a new permanent watertight sealing surface
- Gel time able to be adapted to the specific requirements
- Capable of reversibly absorbing (swelling) and releasing (shrinking) moisture

Sika Solution

Compartment injection through injection pipes with

- polyacrylate gel **Sika® Injection-305**

Injection Equipment

- **Sika® Injection Pump PN-2C** and **Sika® Injection Packer MPR** with button head fittings



Structural Crack Repair of a Bridge

Problem

Cracks with the potential to become a problem for the structural integrity occurred in the support piers of a motorway bridge due to the dynamic loads.

Injection Material Requirements

- Different low viscosities for different crack widths
- High mechanical and adhesive strengths
- Suitable for both dry and damp substrate conditions

Sika Solution

Crack injection with

- Low viscous epoxy resin **Sikadur®-52 Injection** for cracks >0.3 mm
- Ultra low viscous epoxy resin **Sika® Injection-451** for cracks 0.1–0.3 mm
- Epoxy patching material **Sika® Injection-490**

Injection equipment

- **Sika® Injection Pump EL-2** and **Sika® Injection Packer SP**


Sika Full Range Solutions for Construction

Concrete Production



Sika® ViscoCrete®
Sika® Retarder®
Sika® SikaAer®

Waterproofing



Sikaplan®, Sikalastic®
Sika® & Tricosal® Water-stops
Sika® Injection Systems

Flooring



Sikafloor®
SikaBond®

Corrosion and Fire Protection



SikaCor®
Sika® Unitherm®

Concrete Repair and Protection




Sika® MonoTop®
Sikagard®
Sikadur®

Structural Strengthening



Sika® CarboDur®
SikaWrap®
Sikadur®

Joint Sealing



Sikaflex®
Sikasil®

Grouting



Sikadur®
SikaGrout®
Sika AnchorFix®

Roofing




Sarnafil®
Sikaplan®
SikaRoof® MTC®


Other available Sika Waterproofing brochures



Waterproofing of Basement Structures with Sika® Selection Guide




Flexible Waterproofing of Basement Structures with Sikaplan®



Flexible Waterproofing of Tunnels with Sikaplan® Membranes



SikaFuko® Injection Hose Systems Unique Waterproofing Solution for Construction Joints



Sika® and Tricosal® Water Stops Waterproofing of Expansion and Construction Joints

Sika Services AG
 Business Unit Contractors
 Speckstrasse 22
 CH-8330 Pfäffikon
 Switzerland
 Phone +41 58 436 23 80
 Fax +41 58 436 23 77
 www.sika.com

Our most current General Sales Conditions shall apply.
 Please consult the Product Data Sheet prior to any use and processing.

