



**SIREN DIVCON LEADERS DIVIDEND ETF**

Ticker: LEAD

Exchange: Cboe BZX Exchange, Inc.

**SIREN DIVCON DIVIDEND DEFENDER ETF**

Ticker: DFND

Exchange: Cboe BZX Exchange, Inc.

**SIREN NASDAQ NEXGEN ECONOMY ETF**

Ticker: BLCN

Exchange: The NASDAQ Stock Market LLC

---

**PROSPECTUS**

**July 29, 2022**

**INVESTMENT ADVISER:  
SRN ADVISORS, LLC**

THE U.S. SECURITIES AND EXCHANGE COMMISSION ("SEC") HAS NOT APPROVED OR DISAPPROVED THESE SECURITIES OR PASSED UPON THE ADEQUACY OR ACCURACY OF THIS PROSPECTUS. ANY REPRESENTATION TO THE CONTRARY IS A CRIMINAL OFFENSE.

# Table of Contents

Siren DIVCON Leaders Dividend ETF .....	1
Investment Objective .....	1
Fund Fees and Expenses .....	1
Example .....	1
Portfolio Turnover .....	1
Principal Investment Strategies .....	1
Principal Risks .....	2
Performance Information .....	4
Investment Adviser .....	5
Portfolio Manager .....	5
Siren DIVCON Dividend Defender ETF .....	6
Investment Objective .....	6
Fund Fees and Expenses .....	6
Example .....	6
Portfolio Turnover .....	6
Principal Investment Strategies .....	6
Principal Risks .....	7
Performance Information .....	10
Investment Adviser .....	11
Portfolio Manager .....	11
Siren Nasdaq NexGen Economy ETF .....	12
Investment Objective .....	12
Fund Fees and Expenses .....	12
Example .....	12
Portfolio Turnover .....	12
Principal Investment Strategies .....	12
Principal Risks .....	13
Performance Information .....	17
Investment Adviser .....	18
Portfolio Manager .....	18
Summary Information about the Purchase and Sale of Fund Shares, Taxes and Financial Intermediary Compensation .....	19
More Information About the Funds .....	20
Information about Portfolio Holdings .....	28
Investment Adviser and Portfolio Manager .....	28
Purchasing and Selling Fund Shares .....	29
Dividends and Distributions .....	29
Taxes .....	30
Distribution of Fund Shares .....	32
Investments by Other Investment Companies .....	32
Indexes/Trademark Licenses/Disclaimers .....	32
Financial Highlights .....	33
How to Obtain More Information About the Funds .....	Back Cover

# Siren DIVCON Leaders Dividend ETF

## Investment Objective

The investment objective of the Siren DIVCON Leaders Dividend ETF (the “DIVCON Leaders Fund” or the “Fund”) is to seek long-term capital appreciation by tracking the performance, before fees and expenses, of the Siren DIVCON Leaders Dividend Index (the “Index”).

## Fund Fees and Expenses

This table describes the fees and expenses that you may pay if you buy, hold and sell shares of the Fund. The fees are expressed as a percentage of the Fund’s average daily net assets. This table and the Example below do not include other fees, such as brokerage commissions, that investors may pay on their purchases and sales of Fund shares. If these other fees were included in the table and the Example, the costs shown would be higher.

### Annual Fund Operating Expenses (expenses that you pay each year as a percentage of the value of your investment)

Management Fee .....	0.43%
Other Expenses .....	0.00%
Total Annual Fund Operating Expenses .....	0.43%

## Example

This Example is intended to help you compare the cost of investing in the Fund with the cost of investing in other funds. The Example assumes that you invest \$10,000 in the Fund for the time periods indicated and then sell all of your shares at the end of those periods. The Example also assumes that your investment has a 5% return each year and that the Fund’s operating expenses remain the same. Although your actual costs may be higher or lower, based on these assumptions your cost would be:

1 Year	3 Years	5 Years	10 Years
\$44	\$138	\$241	\$542

## Portfolio Turnover

The Fund pays transaction costs, such as commissions, when it buys and sells securities (or “turns over” its portfolio). A higher portfolio turnover rate may indicate higher transaction costs and may result in higher taxes when the Fund shares are held in a taxable account. These costs, which are not reflected in annual fund operating expenses or the Example, affect the Fund’s performance. During the most recent fiscal year ended March 31, 2022, the portfolio turnover rate of the Fund was 66.42% of the average value of its portfolio.

## Principal Investment Strategies

The Fund seeks to track the performance, before fees and expenses, of the Index. The Index was developed by Reality Shares, Inc. (the “Index Provider”). The Index is designed to capitalize on the theory that, over time, companies that consistently grow their dividends tend to have investment returns above overall market returns (each a “Dividend Grower” or “High Quality Company”), and companies that do not grow (or cut) their dividends tend to have investment returns below overall market returns (each a “Dividend Cutter” or “Low Quality Company”). The Index is designed to select the companies that have the highest probability of increasing their dividend in a 12-month period, the High Quality Dividend Growers. These Dividend Growers (or High Quality Companies) are determined by the Index Provider’s DIVCON Dividend Health Scoring system, which is a proprietary, rules-based scoring and weighting methodology, and are chosen based on a ranking of each company as determined by its DIVCON Score and DIVCON Rating.

The DIVCON Dividend Health Scoring system begins by identifying the 500 largest U.S. companies based on market capitalization as of the Index reconstitution date and then narrows this universe to those companies that paid an ordinary dividend and announced a future dividend payment during the 12 months preceding such date. The DIVCON Dividend Health Scoring system analyzes seven quantitative factors that the Index Provider has determined to be correlated to a company’s likelihood to increase or decrease future dividends, and weights each factor based on its effectiveness in predicting dividend changes to produce a company’s DIVCON Score. After a DIVCON Score is calculated for each company, it is assigned a rating from 1 to 5 according to the DIVCON Rating system: DIVCON 1, DIVCON 2, DIVCON 3, DIVCON 4 and DIVCON 5. Companies in the DIVCON 1 category are those determined most likely to decrease their dividend in the next twelve months. Companies in the DIVCON 5 category are those determined most likely to increase their dividend in the next twelve months. All DIVCON 5 stocks or the 30 stocks with the highest DIVCON Scores, whichever is greater, are selected for inclusion in the Index. Therefore, the Index will

consist of at least 30 stocks. Companies are weighted in the index based on their DIVCON Scores, with higher DIVCON Scores weighted more heavily. The Index is reconstituted and rebalanced annually as of the first Friday in December, effective the next business day. As of March 31, 2022, the market capitalizations of the 500 largest U.S. companies included in the DIVCON Dividend Health Scoring System ranged from \$2.78 billion to \$2.88 trillion.

SRN Advisors, LLC (the “Adviser”), the Fund’s investment adviser, employs a passive indexing investment approach. Under normal circumstances, at least 80% of the Fund’s net assets, plus any borrowings for investment purposes, will be invested in component securities of the Index. This investment policy may be changed by the Fund upon 60 days’ prior written notice to shareholders. The Fund generally uses a “replication” strategy to achieve its investment objective, meaning that it will invest in all of the securities included in the Index. The Fund may, however, use a representative sampling approach to achieve its investment objective when the Adviser believes it is in the best interest of the Fund. For example, among other reasons, the Fund may use a representative sampling approach when there are practical difficulties or substantial costs involved in replicating the Index or when an Index constituent becomes temporarily illiquid, unavailable or less liquid. When the Fund uses a representative sampling approach, the Fund may invest in a subset, or “sample,” of the securities included in the Index and whose risk, return and performance characteristics generally match the risk, return and performance characteristics of the Index as a whole. The Fund may invest in swaps, futures, forwards, options, exchange traded funds (“ETFs”) and other securities that are not components of the Index that the Adviser believes will help the Fund track the Index.

The Fund seeks to remain fully invested at all times in securities and or financial instruments that, in combination, provide exposure to the Index without regard to market conditions, trends or direction.

To the extent the Index has significant exposure to a particular sector or is concentrated in a particular industry, the Fund will necessarily have significant exposure to that sector or be concentrated in that industry. As of the date of this Prospectus, the Fund has significant exposure to the Technology and Industrials sectors, as each sector is defined by the Bloomberg Industry Classification Standard. The sectors in which the Index components, and thus the Fund’s investments, may be focused will vary as the composition of the Index changes over time.

## **Principal Risks**

As with all investments, the value of your investment in the Fund can be expected to go up or down. You can lose money on your investment in the Fund, including the possible loss of the entire principal amount of your investment. The principal risk factors affecting your investments in the Fund are set forth below. Each of these factors could cause the value of an investment in the Fund to decline over short- or long-term periods.

*Market Risk* — The risk that the market value of a security may move up and down, sometimes rapidly and unpredictably. Market risk may affect a single issuer, an industry, a sector or the equity market as a whole. In addition, the impact of any epidemic, pandemic or natural disaster, or widespread fear that such events may occur, could negatively affect the global economy, as well as the economies of individual countries, the financial performance of individual companies and sectors, and the markets in general in significant and unforeseen ways. Any such impact could adversely affect the prices and liquidity of the securities and other instruments in which the Fund invests, which in turn could negatively impact the Fund’s performance and cause losses on your investment in the Fund.

*Large Capitalization Risk* — The risk that larger, more established companies may be unable to respond quickly to new competitive challenges such as changes in technology and consumer tastes. Larger companies also may not be able to attain the high growth rates of successful smaller companies.

*Investment Style Risk* — The risk that large capitalization securities may underperform other segments of the equity markets or the equity markets as a whole.

*Sector Risk* — The Fund is subject to the following Sector Risks:

*Industrials Sector Risk.* The Fund’s investments are exposed to issuers conducting business in the Industrials Sector. The Industrials Sector includes manufacturers and distributors of capital goods such as aerospace and defense, building projects, electrical equipment and machinery and companies that offer construction and engineering services. It also includes providers of commercial and professional services including printing, environmental and facilities services, office services and supplies, security and alarm services, human resource and employment services, research and consulting services. It also includes companies that provide transportation services. The Fund is subject to the risk that the securities of such issuers will underperform the market as a whole due to legislative or regulatory changes, adverse market conditions and/or increased competition affecting the Industrials Sector. The prices of the securities of companies operating in the Industrials Sector may fluctuate due to the level and volatility of commodity prices, the exchange value of the dollar, import controls, worldwide competition, liability for environmental damage, depletion of resources, and mandated expenditures for safety and pollution control devices.

*Technology Sector Risk.* The Fund's investments are exposed to issuers conducting business in the Technology Sector. The Technology Sector includes companies that offer software and information technology services, manufacturers and distributors of technology hardware and equipment such as communications equipment, cellular phones, computers and peripherals, electronic equipment and related instruments and semiconductors. The Fund is subject to the risk that the securities of such issuers will underperform the market as a whole due to legislative or regulatory changes, adverse market conditions and/or increased competition affecting the Technology Sector. The prices of the securities of companies operating in the Technology Sector are closely tied to market competition, increased sensitivity to short product cycles and aggressive pricing, and problems with bringing products to market.

*ETF Risks* — The Fund is an ETF and, as a result of this structure, it is exposed to the following risks:

*Authorized Participants, Market Makers and Liquidity Providers Concentration Risk* — Each Fund has a limited number of financial institutions that may act as Authorized Participants, which are responsible for the creation and redemption activity for the Fund. In addition, there may be a limited number of market makers and/or liquidity providers in the marketplace. To the extent either of the following events occur, Fund shares may trade at a material discount to NAV and possibly face delisting: (i) Authorized Participants exit the business or otherwise become unable to process creation and/or redemption orders and no other Authorized Participants step forward to perform these services, or (ii) market makers and/or liquidity providers exit the business or significantly reduce their business activities and no other entities step forward to perform their functions.

*Index-Related Risk* — Errors in index data, index computations and/or the construction of the Index in accordance with its methodology may occur from time to time and may not be identified and corrected by the Index Provider for a period of time or at all, which may have an adverse impact on the Fund and its shareholders. Errors in respect of the quality, accuracy and completeness of the data used to compile the Index may occur from time to time and may not be identified and corrected by the Index Provider for a period of time or at all, particularly where the indices are less commonly used as benchmarks by funds or managers. Such errors may negatively or positively impact the Fund and its shareholders. For example, during a period where the Index contains incorrect constituents, the Fund would have market exposure to such constituents and would be underexposed to the Index's other constituents. Shareholders should understand that any gains from Index Provider errors will be kept by the Fund and its shareholders and any losses or costs resulting from Index Provider errors will be borne by the Fund and its shareholders.

*Market Trading Risk* — As with all ETFs, Fund shares may be bought and sold in the secondary market at market prices. Although it is expected that the market price of a Fund share typically will approximate its net asset value ("NAV"), there may be times when the market price and the NAV diverge more significantly, particularly in times of market volatility or steep market declines. Thus, you may pay more or less than NAV when you buy Fund shares on the secondary market, and you may receive more or less than NAV when you sell those shares. Although the Fund's shares are listed for trading on a national securities exchange, it is possible that an active trading market may not develop or be maintained, in which case transactions may occur at wider bid/ask spreads. Trading of the Fund's shares may be halted by the activation of individual or market-wide trading halts (which halt trading for a specific period of time when the price of a particular security or overall market prices decline by a specified percentage). In times of market stress, the Fund's underlying portfolio holdings may become less liquid, which in turn may affect the liquidity of the Fund's shares and/or lead to more significant differences between the Fund's market price and its NAV.

*Passive Strategy Risk* — The Fund is not actively managed. Rather, the Fund attempts to track the performance of an unmanaged index of securities. This differs from an actively managed fund, which typically seeks to outperform a benchmark index. As a result, the Fund will hold constituent securities of the Index regardless of the current or projected performance of a specific security or a particular industry or market sector. Maintaining investments in securities regardless of market conditions or the performance of individual securities could cause the Fund's return to be lower than if the Fund employed an active strategy.

*Quantitative Model Risk* — The Index is constructed using a rules-based methodology based on quantitative models developed by Reality Shares, Inc. These quantitative models may be incomplete, flawed or based on inaccurate assumptions and, therefore, may lead to the selection of assets for inclusion in the Index that produce inferior investment returns or provide exposure to greater risk of loss. As a result, the Fund's performance may be lower or the Fund may be subject to greater risk than if the Index had not been constructed using quantitative modeling because the Fund invests a substantial portion of its assets in the component securities of the Index.

*Tracking Error Risk* — Tracking error is the divergence of the Fund's performance from that of the Index. Tracking error may occur because of differences between the securities and other instruments held in the Fund's portfolio and those included in the Index, pricing differences (including differences between a security's price at the local market close and

the Fund's valuation of a security at the time of calculation of the Fund's NAV), transaction costs, the Fund's holding of uninvested cash, differences in timing of the accrual of or the valuation of dividends or interest, tax gains or losses, changes to the Index or the costs of complying with various new or existing regulatory requirements. This risk may be heightened during times of increased market volatility or other unusual market conditions. Tracking error also may result because the Fund incurs fees and expenses, while the Index does not.

*Investments in Other ETFs Risk* — The risks of owning shares of an ETF generally reflect the risks of owning the underlying securities of the ETF, although lack of liquidity in an ETF could result in its value being more volatile than the underlying portfolio securities. When the Fund invests in an ETF, in addition to directly bearing the expenses associated with its own operations, it will bear a pro rata portion of the ETF's expenses.

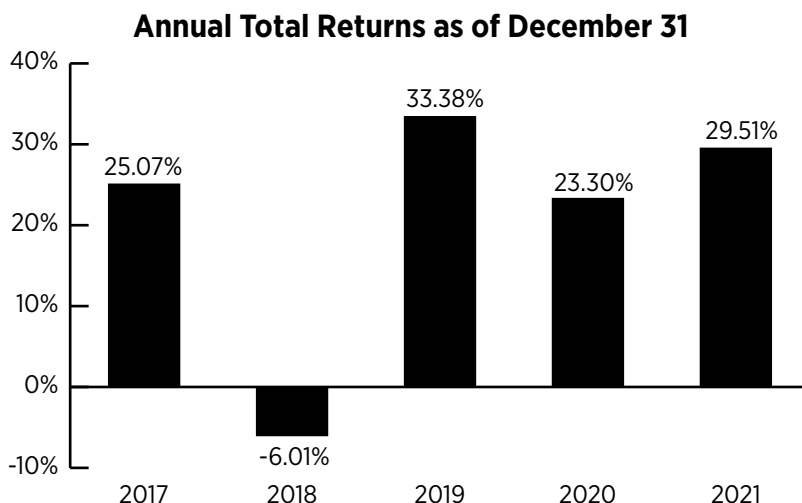
*Use of Derivatives Risk*—Investments in options, swaps, forward contracts and futures contracts are subject to a number of risks, including correlation risk, market risk, leverage risk and liquidity risk. Correlation risk is the risk that changes in the value of the derivative may not correlate perfectly with the derivative's underlying reference asset, rate or index. Market risk is described above. Leverage risk is the risk that the use of a derivative will amplify the effects of market volatility on the Fund's share price or cause the Fund to liquidate portfolio positions when it would not be advantageous to do so in order to satisfy its obligations pursuant to the derivative contract. Liquidity risk is the risk that certain instruments may be difficult or impossible to buy or sell at the time and the price that the Fund would like. The Fund may have to lower the price, sell other securities instead or forego an investment opportunity, any of which could have a negative effect on Fund management or performance. The Fund's use of forward contracts and swaps is also subject to counterparty credit risk and valuation risk. Counterparty credit risk is the risk that the counterparty to a contract will default or otherwise become unable to honor a financial obligation. Valuation risk is the risk that the derivative may be difficult to value and/or valued incorrectly. Each of these factors could have a negative impact on the Fund's ability to implement its investment strategy, could cause the Fund to lose money and could have a negative impact on the value of your investment.

**Performance Information**

The bar chart and the performance table below illustrate the risks of an investment in the Fund by showing the Fund's performance from year to year and by showing how the Fund's average annual total returns for 1 year, 5 years and since inception compare with those of the Index and a broad measure of market performance. Of course, the Fund's past performance (before and after taxes) does not necessarily indicate how the Fund will perform in the future.

Before the Fund commenced operations, the Fund acquired the assets and liabilities of the Predecessor Leaders Fund on November 23, 2020 (the "Reorganization"). As a result of the Reorganization, the Fund assumed the performance and accounting history of the Predecessor Leaders Fund prior to the date of the Reorganization. Accordingly, the performance shown for periods prior to the Reorganization represents the performance of the Predecessor Leaders Fund.

Updated performance for the Fund is available at [www.sirenetfs.com](http://www.sirenetfs.com).



**Best Quarter**  
22.30%  
(06/30/2020)

**Worst Quarter**  
(15.17)%  
(03/31/2020)

The performance information shown above is based on a calendar year. The Fund's performance from January 1, 2022 to June 30, 2022 was (21.34)%.

**Average Annual Total Returns for Periods Ended December 31, 2021**

After-tax returns are calculated using the historical highest individual federal marginal income tax rates and do not reflect the impact of state and local taxes. Actual after-tax returns depend on an investor's tax situation and may differ from those shown. After-tax returns shown are not relevant to investors who hold their Fund shares through tax-deferred arrangements, such as 401(k) plans or individual retirement accounts.

<b>SIREN DIVCON LEADERS DIVIDEND ETF</b>	<b>1 Year</b>	<b>5 Years</b>	<b>Since Inception (01/06/16)</b>
Fund Returns Before Taxes .....	29.51%	20.15%	18.16%
Fund Returns After Taxes on Distributions .....	28.93%	19.64%	17.68%
Fund Returns After Taxes on Distributions and Sale of Fund Shares .....	17.84%	16.25%	14.75%
Siren DIVCON Leaders Dividend Index (reflects no deduction for fees, expenses, or taxes) .....	31.46%	21.09%	19.09%
S&P 500 Total Return Index (reflects no deduction for fees, expenses, or taxes) .....	28.71%	18.47%	17.66%

**Investment Adviser**

SRN Advisors, LLC serves as the investment adviser to the Fund.

**Portfolio Manager**

Scott Freeze, President of the Adviser, has served as portfolio manager of the Fund since November 2020.

*For important information about the purchase and sale of Fund shares, taxes and financial intermediary compensation, please turn to "Summary Information about the Purchase and Sale of Fund Shares, Taxes and Financial Intermediary Compensation" on page 19 of the prospectus.*

# Siren DIVCON Dividend Defender ETF

## Investment Objective

The investment objective of the Siren DIVCON Dividend Defender ETF (the “DIVCON Defender Fund” or the “Fund”) is to seek long-term capital appreciation by tracking the performance, before fees and expenses, of the Siren DIVCON Dividend Defender Index (the “Index”).

## Fund Fees and Expenses

This table describes the fees and expenses that you may pay if you buy, hold and sell shares of the Fund. The fees are expressed as a percentage of the Fund’s average daily net assets. This table and the Example below do not include other fees, such as brokerage commissions, that investors may pay on their purchases and sales of Fund shares. If these other fees were included in the table and the Example, the costs shown would be higher.

### Annual Fund Operating Expenses (expenses that you pay each year as a percentage of the value of your investment)

Management Fee .....		0.85%
Other Expenses .....		0.89%
Dividend Expenses on Securities Sold Short <sup>1</sup> .....	0.70%	
Borrowing Expenses on Securities Sold Short <sup>2</sup> .....	0.19%	
Other Operating Expenses .....	0.00%	
Total Annual Fund Operating Expenses .....		1.74%

<sup>1</sup> When a cash dividend is declared on a stock the Fund has sold short, the Fund must pay an amount equal to that dividend to the party that lent the stock to the Fund and record the payment of the dividend as an expense.

<sup>2</sup> The Fund may be charged a fee or receive income on borrowed stock in connection with its short sales. This fee or income is calculated daily, based upon the market value of the borrowed stock and a variable rate that is dependent upon the availability of the stock. A net amount of fees is listed as Borrow Expenses on Securities Sold Short.

## Example

This Example is intended to help you compare the cost of investing in the Fund with the cost of investing in other funds. The Example assumes that you invest \$10,000 in the Fund for the time periods indicated and then sell all of your shares at the end of those periods. The Example also assumes that your investment has a 5% return each year and that the Fund’s operating expenses remain the same. Although your actual costs may be higher or lower, based on these assumptions your cost would be:

1 Year	3 Years	5 Years	10 Years
\$168	\$539	\$935	\$2,044

## Portfolio Turnover

The Fund pays transaction costs, such as commissions, when it buys and sells securities (or “turns over” its portfolio). A higher portfolio turnover rate may indicate higher transaction costs and may result in higher taxes when the Fund shares are held in a taxable account. These costs, which are not reflected in annual fund operating expenses or the Example, affect the Fund’s performance. During the fiscal year ended March 31, 2022, the portfolio turnover rate of the Fund was 54.66% of the average value of its portfolio.

## Principal Investment Strategies

The Fund seeks to track the performance, before fees and expenses, of the Index. The Index was developed by Reality Shares, Inc. (“Index Provider”). The Index is designed to capitalize on the theory that, over time, companies that consistently grow their dividends tend to have investment returns above overall market returns (each a “Dividend Grower” or “High Quality Company”), and companies that do not grow (or cut) their dividends tend to have investment returns below overall market returns (each a “Dividend Cutter” or “Low Quality Company”). The Index is designed to select the companies for a long position that have the highest probability of increasing their dividend in a 12-month period, the High Quality Dividend Growers, and select the companies for a short position that have the highest probability of decreasing their dividend in a 12-month period, the Low Quality Dividend Cutters. These Dividend Growers and Dividend Cutters (or High Quality Companies and Low Quality Companies) are determined by Reality Shares’ DIVCON Dividend Health Scoring system, which is a proprietary, rules-based scoring and weighting methodology, and are chosen based on a ranking of each company as determined by its DIVCON Score and DIVCON Rating.



The DIVCON Dividend Health Scoring system begins by identifying the 500 largest U.S. companies based on market capitalization as of the Index reconstitution date and then narrows this universe to those companies that paid an ordinary dividend and announced a future dividend payment during the 12 months preceding such date. The DIVCON Dividend Health Scoring system analyzes seven quantitative factors that the Index Provider has determined to be correlated to a company's likelihood to increase or decrease future dividends, and weights each factor based on its effectiveness in predicting dividend changes to produce a company's DIVCON Score. After a DIVCON Score is calculated for each company, it is assigned a rating from 1 to 5 according to the DIVCON Rating system: DIVCON 1, DIVCON 2, DIVCON 3, DIVCON 4 and DIVCON 5. Companies in the DIVCON 1 category are those determined most likely to decrease their dividend in the next twelve months. Companies in the DIVCON 5 category are those determined most likely to increase their dividend in the next twelve months.

The Index consists of a "Long Portfolio" and a "Short Portfolio" (together a "Long/Short Portfolio"). This Long/Short Portfolio seeks to provide more stable investment returns with lower volatility and lower equity market correlation than a long-only portfolio. Through its Long/Short Portfolio, the Index will consist of at least 40 stocks. The Long Portfolio consists of all DIVCON 5 stocks or the 30 stocks with the highest DIVCON Scores, whichever is greater. All stocks in the Long Portfolio are reflected as long positions in such stocks. The value of the Long Portfolio reflected in the Index is expected to increase if the prices of stocks included in the Long Portfolio increase. The Short Portfolio consists of all DIVCON 1 stocks or the 10 stocks with the lowest DIVCON Scores, whichever is greater. All stocks in the Short Portfolio are reflected as short positions in such stocks. The value of the Short Portfolio reflected in the Index is expected to increase if the prices of stocks included in the Short Portfolio decrease. Companies are weighted in each Portfolio based on their DIVCON Scores. Companies with higher DIVCON Scores are weighted more heavily in the Long Portfolio, and companies with lower DIVCON Scores are weighted more heavily in the Short Portfolio.

The Index will direct approximately 75% exposure to the Long Portfolio and approximately 25% exposure to the Short Portfolio. The Index is rebalanced at the end of any calendar quarter if the value of the Short Portfolio has increased 10% or more from the last rebalancing date. The Index also is rebalanced if the value of either the sum of or difference between the Long Portfolio and Short Portfolio changes in an amount greater than predetermined levels, effective the next business day. The Index is reconstituted annually on the first Friday in December. As of March 31, 2022, the market capitalizations of the 500 largest U.S. companies included in the DIVCON Scoring System ranged from \$2.78 billion to \$2.88 trillion.

The Adviser employs a passive indexing investment approach. Under normal circumstances, at least 80% of the Fund's assets, including any borrowings for investment purposes, will be invested in component securities of the Index. This investment policy may be changed by the Fund upon 60 days' prior written notice to shareholders. The Fund generally uses a "replication" strategy to achieve its investment objective, meaning that it will invest in all of the securities included in the Index. The Fund may, however, use a representative sampling approach to achieve its investment objective when the Adviser believes it is in the best interest of the Fund. For example, among other reasons, the Fund may use a representative sampling approach when there are practical difficulties or substantial costs involved in replicating the Index or when an Index constituent becomes temporarily illiquid, unavailable or less liquid. When the Fund uses a representative sampling approach, the Fund may invest in a subset, or "sample," of the securities included in the Index and whose risk, return and performance characteristics generally match the risk, return and performance characteristics of the Index as a whole. The Fund may invest in swaps, futures, forwards, options, exchange traded funds ("ETFs") and other securities that are not components of the Index that the Adviser believes will help the Fund track the Index.

The Fund seeks to remain fully invested at all times in securities and or financial instruments that, in combination, provide exposure to the Index without regard to market conditions, trends or direction. To the extent the Index has significant exposure to a particular sector or is concentrated in a particular industry, the Fund will necessarily have significant exposure to that sector or be concentrated in that industry. As of the date of this Prospectus, the Fund has significant long exposure to the Technology sector, as is defined by the Bloomberg Industry Classification Standard. The sectors in which the Index components, and thus the Fund's investments, may be focused will vary as the composition of the Index changes over time.

### **Principal Risks**

As with all investments, the value of your investment in the Fund can be expected to go up or down. You can lose money on your investment in the Fund, including the possible loss of the entire principal amount of your investment. The principal risk factors affecting your investments in the Fund are set forth below. Each of these factors could cause the value of an investment in the Fund to decline over short- or long-term periods.

*Market Risk* — The risk that the market value of a security may move up and down, sometimes rapidly and unpredictably. Market risk may affect a single issuer, an industry, a sector or the equity market as a whole. In addition, the impact of any epidemic, pandemic or natural disaster, or widespread fear that such events may occur, could negatively affect the global economy, as well as the economies of individual countries, the financial performance of individual companies and sectors, and the markets in

general in significant and unforeseen ways. Any such impact could adversely affect the prices and liquidity of the securities and other instruments in which the Fund invests, which in turn could negatively impact the Fund's performance and cause losses on your investment in the Fund.

*Large Capitalization Risk* — The risk that larger, more established companies may be unable to respond quickly to new competitive challenges such as changes in technology and consumer tastes. Larger companies also may not be able to attain the high growth rates of successful smaller companies.

*Investment Style Risk* — The risk that large capitalization securities may underperform other segments of the equity markets or the equity markets as a whole.

*Sector Risk: Long Exposure* — The following sectors are represented in the Long Portfolio and subject the Fund to the following Sector Risks:

*Technology Sector Risk.* The Fund's investments are exposed to issuers conducting business in the Technology Sector. The Technology Sector includes companies that offer software and information technology services, manufacturers and distributors of technology hardware and equipment such as communications equipment, cellular phones, computers and peripherals, electronic equipment and related instruments and semiconductors. The Fund is subject to the risk that the securities of such issuers will underperform the market as a whole due to legislative or regulatory changes, adverse market conditions, increased competition affecting the Technology Sector and/or other factors. The prices of the securities of companies operating in the Technology Sector are closely tied to market competition, increased sensitivity to short product cycles and aggressive pricing, and problems with bringing products to market.

*Short Sales Risk* — A short sale involves the sale of a security that the Fund does not own in the expectation of purchasing the same security (or a security exchangeable therefore) at a later date at a lower price. Short sales expose the Fund to the risk that it will be required to buy the security sold short (also known as "covering" the short position) at a time when the security has appreciated in value, thus resulting in a loss to the Fund that is potentially unlimited. This risk of unlimited loss is particularly heightened because the investment objective of the Fund is to seek long-term capital appreciation by tracking the performance, before fees and expenses, of the Index, and the Adviser may not exit a short position if doing so would cause the Fund not to achieve its investment objective.

The use of short sales may also cause the Fund to incur expenses related to borrowing securities. There can be no guarantee that a stock included in the Short Portfolio of the Index will be available on the open market for the Fund to sell short. Under these circumstances, the Fund may sell short a different security in order to provide a similar economic effect as if the stock or stocks in the Short Portfolio were available. However, such strategy may not prove successful, and the Fund could experience a loss or its performance could deviate from the performance of the Index.

*ETF Risks* — The Fund is an ETF and, as a result of this structure, it is exposed to the following risks:

*Authorized Participants, Market Makers and Liquidity Providers Concentration Risk* — Each Fund has a limited number of financial institutions that may act as Authorized Participants, which are responsible for the creation and redemption activity for the Fund. In addition, there may be a limited number of market makers and/or liquidity providers in the marketplace. To the extent either of the following events occur, Fund shares may trade at a material discount to NAV and possibly face delisting: (i) Authorized Participants exit the business or otherwise become unable to process creation and/or redemption orders and no other Authorized Participants step forward to perform these services, or (ii) market makers and/or liquidity providers exit the business or significantly reduce their business activities and no other entities step forward to perform their functions.

*Cash Redemption Risk* — The Fund's investment strategy may require it to redeem Shares for cash or to otherwise include cash as part of its redemption proceeds. For example, the Fund may not be able to redeem in-kind certain securities held by the Fund (e.g., short positions). In such a case, the Fund may be required to sell or unwind portfolio investments to obtain the cash needed to distribute redemption proceeds. This may cause the Fund to recognize a capital gain that it might not have recognized if it had made a redemption in-kind. As a result, the Fund may pay out higher annual capital gain distributions than if the in-kind redemption process was used.

*Index-Related Risk* — Errors in index data, index computations and/or the construction of the Index in accordance with its methodology may occur from time to time and may not be identified and corrected by the Index Provider for a period of time or at all, which may have an adverse impact on the Fund and its shareholders. Errors in respect of the quality, accuracy and completeness of the data used to compile the Index may occur from time to time and may not be identified and corrected by the Index Provider for a period of time or at all, particularly where the indices are less commonly used as benchmarks by funds or managers. Such errors may negatively or positively impact the Fund and its shareholders.

For example, during a period where the Index contains incorrect constituents, the Fund would have market exposure to such constituents and would be underexposed to the Index's other constituents. Shareholders should understand that any gains from Index Provider errors will be kept by the Fund and its shareholders and any losses or costs resulting from Index Provider errors will be borne by the Fund and its shareholders.

*Market Trading Risk* — As with all ETFs, Fund shares may be bought and sold in the secondary market at market prices. Although it is expected that the market price of a Fund share typically will approximate its net asset value (“NAV”), there may be times when the market price and the NAV diverge more significantly, particularly in times of market volatility or steep market declines. Thus, you may pay more or less than NAV when you buy Fund shares on the secondary market, and you may receive more or less than NAV when you sell those shares. Although the Fund's shares are listed for trading on a national securities exchange, it is possible that an active trading market may not develop or be maintained, in which case transactions may occur at wider bid/ask spreads. Trading of the Fund's shares may be halted by the activation of individual or market-wide trading halts (which halt trading for a specific period of time when the price of a particular security or overall market prices decline by a specified percentage). In times of market stress, the Fund's underlying portfolio holdings may become less liquid, which in turn may affect the liquidity of the Fund's shares and/or lead to more significant differences between the Fund's market price and its NAV.

*Passive Strategy Risk* — The Fund is not actively managed. Rather, the Fund attempts to track the performance of an unmanaged index of securities. This differs from an actively managed fund, which typically seeks to outperform a benchmark index. As a result, the Fund will hold constituent securities of the Index regardless of the current or projected performance of a specific security or a particular industry or market sector. Maintaining investments in securities regardless of market conditions or the performance of individual securities could cause the Fund's return to be lower than if the Fund employed an active strategy.

*Quantitative Model Risk* — The Index is constructed using a rules-based methodology based on quantitative models developed by Reality Shares, Inc. These quantitative models may be incomplete, flawed or based on inaccurate assumptions and, therefore, may lead to the selection of assets for inclusion in the Index that produce inferior investment returns or provide exposure to greater risk of loss. As a result, the Fund's performance may be lower or the Fund may be subject to greater risk than if the Index had not been constructed using quantitative modeling because the Fund invests a substantial portion of its assets in the component securities of the Index.

*Tracking Error Risk* — Tracking error is the divergence of the Fund's performance from that of the Index. Tracking error may occur because of differences between the securities and other instruments held in the Fund's portfolio and those included in the Index, pricing differences (including differences between a security's price at the local market close and the Fund's valuation of a security at the time of calculation of the Fund's NAV), transaction costs, the Fund's holding of uninvested cash, differences in timing of the accrual of or the valuation of dividends or interest, tax gains or losses, changes to the Index or the costs of complying with various new or existing regulatory requirements. This risk may be heightened during times of increased market volatility or other unusual market conditions. Tracking error also may result because the Fund incurs fees and expenses, while the Index does not.

*Investment in Other Investment Companies Risk* — To the extent the Fund invests in other investment companies, such as mutual funds and other ETFs, the Fund will be subject to substantially the same risks as those associated with the direct ownership of the securities held by such other investment companies. As a shareholder of another investment company, the Fund relies on that investment company to achieve its investment objective. If the investment company fails to achieve its objective, the value of the Fund's investment could decline, which could adversely affect the Fund's performance. By investing in another investment company, Fund shareholders indirectly bear the Fund's proportionate share of the fees and expenses of the other investment company, in addition to the fees and expenses that Fund shareholders directly bear in connection with the Fund's own operations. Federal securities laws impose limitations on the Fund's ability to invest in other investment companies.

*Use of Derivatives Risk* — Investments in options, swaps, forward contracts and futures contracts are subject to a number of risks, including correlation risk, market risk, leverage risk and liquidity risk. Correlation risk is the risk that changes in the value of the derivative may not correlate perfectly with the derivative's underlying reference asset, rate or index. Market risk is described above. Leverage risk is the risk that the use of a derivative will amplify the effects of market volatility on the Fund's share price or cause the Fund to liquidate portfolio positions when it would not be advantageous to do so in order to satisfy its obligations pursuant to the derivative contract. Liquidity risk is the risk that certain instruments may be difficult or impossible to buy or sell at the time and the price that the Fund would like. The Fund may have to lower the price, sell other securities instead or forego an investment opportunity, any of which could have a negative effect on Fund management or performance. The Fund's use of forward contracts and swaps is also subject to counterparty credit risk and valuation risk. Counterparty credit risk is the risk that the counterparty to a contract will default or otherwise become unable to honor a financial obligation. Valuation risk is the

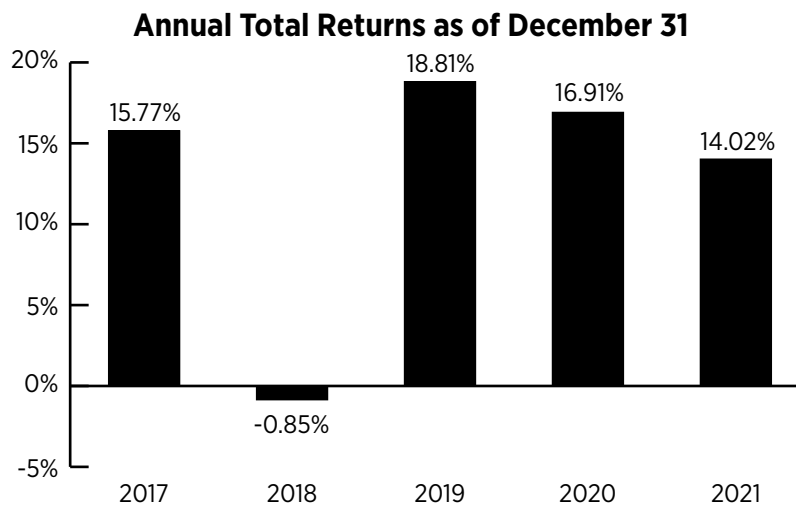
risk that the derivative may be difficult to value and/or valued incorrectly. Each of these factors could have a negative impact on the Fund's ability to implement its investment strategy, could cause the Fund to lose money and could have a negative impact on the value of your investment.

**Performance Information**

The bar chart and the performance table below illustrate the risks of an investment in the Fund by showing the Fund's performance for year to year and by showing how the Fund's average annual total returns for 1 year, 5 years and since inception compare with those of the Index and a broad measure of market performance. Of course, the Fund's past performance (before and after taxes) does not necessarily indicate how the Fund will perform in the future.

Before the Fund commenced operations, the Fund acquired the assets and liabilities of the Predecessor Defender Fund on November 23, 2020 (the "Reorganization"). As a result of the Reorganization, the Fund assumed the performance and accounting history of the Predecessor Defender Fund prior to the date of the Reorganization. Accordingly, the performance shown for periods prior to the Reorganization represents the performance of the Predecessor Defender Fund.

Updated performance for the Fund is available at [www.sirenetfs.com](http://www.sirenetfs.com).



**Best Quarter**

10.53%  
(06/30/2020)

**Worst Quarter**

(6.04)%  
(12/31/2018)

The performance information shown above is based on a calendar year. The Fund's performance from January 1, 2022 to June 30, 2022 was (20.35)%.

## Average Annual Total Returns for Periods Ended December 31, 2021

After-tax returns are calculated using the historical highest individual federal marginal income tax rates and do not reflect the impact of state and local taxes. Actual after-tax returns depend on an investor's tax situation and may differ from those shown. After-tax returns shown are not relevant to investors who hold their Fund shares through tax-deferred arrangements, such as 401(k) plans or individual retirement accounts.

<b>SIREN DIVCON DIVIDEND DEFENDER ETF</b>	<b>1 Year</b>	<b>5 Years</b>	<b>Since Inception (01/14/16)</b>
Fund Returns Before Taxes .....	14.02%	12.70%	10.40%
Fund Returns After Taxes on Distributions .....	14.02%	12.59%	10.32%
Fund Returns After Taxes on Distributions and Sale of Fund Shares .....	8.30%	10.12%	8.30%
Siren DIVCON Dividend Defender Index (reflects no deduction for fees, expenses, or taxes) .....	14.18%	13.20%	10.98%
S&P 500 Total Return Index (reflects no deduction for fees, expenses, or taxes) .....	28.71%	18.47%	19.00%

### Investment Adviser

SRN Advisors, LLC serves as the investment adviser to the Fund.

### Portfolio Manager

Scott Freeze, President of the Adviser, has served as portfolio manager of the Fund since November 2020.

*For important information about the purchase and sale of Fund shares, taxes and financial intermediary compensation, please turn to "Summary Information about the Purchase and Sale of Fund Shares, Taxes and Financial Intermediary Compensation" on page 19 of the prospectus.*

# Siren Nasdaq NexGen Economy ETF

## Investment Objective

The Siren Nasdaq NexGen Economy ETF (the “NexGen Fund” or the “Fund”) seeks long-term growth by tracking the investment returns, before fees and expenses, of the Nasdaq Blockchain Economy Index (the “Index”).

## Fund Fees and Expenses

This table describes the fees and expenses that you may pay if you buy, hold and sell shares of the Fund. The fees are expressed as a percentage of the Fund’s average daily net assets. This table and the Example below do not include other fees, such as brokerage commissions, that investors may pay on their purchases and sales of Fund shares. If these other fees were included in the table and the Example, the costs shown would be higher.

### Annual Fund Operating Expenses (expenses that you pay each year as a percentage of the value of your investment)

Management Fee .....	0.68%
Other Expenses .....	0.00%
Total Annual Fund Operating Expenses .....	0.68%

## Example

This Example is intended to help you compare the cost of investing in the Fund with the cost of investing in other funds. The Example assumes that you invest \$10,000 in the Fund for the time periods indicated and then sell all of your shares at the end of those periods. The Example also assumes that your investment has a 5% return each year and that the Fund’s operating expenses remain the same. Although your actual costs may be higher or lower, based on these assumptions your cost would be:

1 Year	3 Years	5 Years	10 Years
\$69	\$218	\$379	\$847

## Portfolio Turnover

The Fund pays transaction costs, such as commissions, when it buys and sells securities (or “turns over” its portfolio). A higher portfolio turnover rate may indicate higher transaction costs and may result in higher taxes when the Fund shares are held in a taxable account. These costs, which are not reflected in annual fund operating expenses or the Example, affect the Fund’s performance. During the fiscal year ended March 31, 2022, the portfolio turnover rate of the Fund was 70.65% of the average value of its portfolio.

## Principal Investment Strategies

The Fund seeks long-term growth by tracking the investment returns, before fees and expenses, of the Index. The Index was developed through a partnership between Reality Shares, Inc. and Nasdaq, Inc. (together, the “Index Providers”).

The Index is designed to measure the returns of companies that are committing material resources to developing, researching, supporting, innovating or utilizing blockchain technology for their proprietary use or for use by others (“Blockchain Companies”). These Blockchain Companies are committing material resources to further the use and deployment of blockchain technology to, for example, streamline the distribution and verification of cross-border payments; more efficiently store and secure cloud-based digital data; facilitate trusted transactions based on data security and privacy; and mitigate risk in supply chain management, among other uses.

Blockchain technology is an emerging technology that is redefining how a record of value is transacted. Blockchain technology seeks to solve transactional challenges of counterparty trust and the need for a central repository or ledger by providing a transparent and secure process to transfer and digitally record information on a shared transaction database through a secure, decentralized, peer-to-peer distributed ledger. In this regard, it is designed to facilitate the transfer of information or property between users such that the transfer is guaranteed to be secure and known to all participants and shared across a distributed network where, once verified, the legitimacy of the transfer cannot be challenged. Blockchain technology may be used to support a vast array of business applications in many different industries and markets, and the extent of its versatility has not yet been fully explored. As a result, the Index may include equity securities of operating companies that focus on or have exposure to a wide variety of industries and countries, including emerging markets.

The Index universe of Blockchain Companies consists of companies publicly traded in markets across the globe that research and analysis conducted by the Index Providers identify as exhibiting Blockchain Company characteristics. The Index universe is then narrowed to include only those Blockchain Companies with market capitalizations greater than \$200 million, the shares of which are exchange-traded and have a six-month average daily trading volume greater than \$1,000,000 as of the Index's reconstitution date.

The remaining Blockchain Companies are then ranked to determine the leading Blockchain Companies as measured by their Blockchain Score™ which is a proprietary ranking system developed by the Index Providers designed to identify those Blockchain Companies expected to benefit most (e.g., from increased economic profit, operational efficiencies or transformational business practices) from the innovation, adoption, deployment and commercialization of blockchain technology. The 50 to 100 leading Blockchain Companies with the highest Blockchain Scores™ are then selected as the Index constituents. Constituents are weighted in the Index based on their Blockchain Scores™, with Blockchain Companies having higher Blockchain Scores™ weighted more heavily. The Index is reconstituted quarterly on the third Friday in March, June, September and December. The Index is rebalanced as part of each September reconstitution. The Index is rebalanced as part of each March, June and December reconstitution only if new constituents are added to the Index or if a single constituent accounts for more than 10% of the Index. As of March 31, 2022, the Nasdaq Blockchain Economy Index included companies with a capitalization range of \$264.46 million to \$2.52 trillion.

Under normal circumstances, at least 80% of the Fund's assets, including any borrowings for investment purposes, will be invested in component securities of the Index. This investment policy may be changed by the Fund upon 60 days' prior written notice to shareholders. The Fund expects to invest in common stocks, American Depositary Receipts ("ADRs") and Global Depositary Receipts ("GDRs"). The Fund does not intend to invest in cryptocurrency directly, but may have indirect exposure to cryptocurrency by virtue of its investments in companies that may use one or more cryptocurrencies, such as in exchange for a company's goods or services; trade financial instruments that are directly tied to cryptocurrencies; or invest in other companies that interact with cryptocurrency.

The Fund generally uses a "replication" strategy to achieve its investment objective, meaning that it will invest in all of the securities included in the Index in approximately the same proportions as the Index. The Fund may, however, use a representative sampling approach to achieve its investment objective when SRN Advisors, LLC (the "Adviser"), the Fund's investment adviser, believes it is in the best interest of the Fund. For example, among other reasons, the Fund may use a representative sampling approach when there are practical difficulties or substantial costs involved in replicating the Index or when an Index constituent becomes temporarily illiquid, unavailable or less liquid. When the Fund uses a representative sampling approach, the Fund may invest in a subset, or "sample," of the securities included in the Index and whose risk, return and performance characteristics generally match the risk, return and performance characteristics of the Index as a whole.

The Fund seeks to remain fully invested at all times in securities that provide exposure to the Index without regard to market conditions, trends or direction. The Fund is considered to be "non-diversified" under the Investment Company Act of 1940, as amended (the "1940 Act"), and may invest in the securities of fewer issuers than a diversified fund.

To the extent the Index has significant exposure to a particular sector or is concentrated in a particular industry, the Fund will necessarily have significant exposure to that sector or be concentrated in that industry. As of the date of this Prospectus, the Fund has significant exposure to the Technology and Financials sectors, as each sector is defined by the Bloomberg Industry Classification Standard. In addition, as of the date of this Prospectus, the Index components, and thus the Fund's investments, are concentrated (i.e., 25% or more of its assets) in securities issued by companies in the Software & Technology Industry, a separate industry within the Information Technology sector. The sectors and industries in which the Index components, and thus the Fund's investments, may be focused or concentrated, respectively, will vary as the composition of the Index changes over time.

## **Principal Risks**

As with all investments, the value of your investment in the Fund can be expected to go up or down. You can lose money on your investment in the Fund, including the possible loss of the entire principal amount of your investment. The principal risk factors affecting your investments in the Fund are set forth below. Each of these factors could cause the value of an investment in the Fund to decline over short- or long-term periods.

*Market Risk* — The risk that the market value of a security may move up and down, sometimes rapidly and unpredictably. Market risk may affect a single issuer, an industry, a sector or the equity market as a whole. In addition, the impact of any epidemic, pandemic or natural disaster, or widespread fear that such events may occur, could negatively affect the global economy, as well as the economies of individual countries, the financial performance of individual companies and sectors, and the markets in

general in significant and unforeseen ways. Any such impact could adversely affect the prices and liquidity of the securities and other instruments in which the Fund invests, which in turn could negatively impact the Fund's performance and cause losses on your investment in the Fund.

*Blockchain Technology Risk* — Blockchain technology is a new and developing technology protocol deployed by companies in a manner for optimizing business practices. Blockchain technology is not a product or service with an individually attributable revenue stream. Blockchain technology may never develop optimized transactional processes that lead to increased realized economic returns to any company in which the Fund invests.

*Non-Blockchain Technology Business Line Risk* — Blockchain technology is a technology protocol and not a direct product or service that can be bought and sold for profit. All of the companies in the Index are engaged in primary lines of business whose revenue is derived from a product or service that may utilize or otherwise stand to benefit from blockchain technology, but not directly derived from the sale of blockchain technology. As such, financial operating results for each company in which the Fund invests are principally driven by the products and/or services that constitute each such company's primary business offerings. The Fund invests in companies with the ability to use blockchain technology to develop new business opportunities or make current operations more efficient, thereby affecting future profitability. There can be no assurance that blockchain technology will affect the primary lines of business in the Fund's portfolio companies to have a positive impact on a company's financial condition.

*Foreign Issuer Exposure Risk* — The Fund may invest in securities of foreign companies directly, or in financial instruments, such as ADRs and GDRs, that are indirectly linked to the performance of foreign issuers. The Fund's exposure to foreign issuers and investments in foreign securities are subject to additional risks in comparison to U.S. securities and U.S. issuers, including currency fluctuations, adverse political and economic developments, unreliable or untimely information, less liquidity, limited legal recourse and higher transactional costs. In addition, periodic U.S. Government restrictions on investments in issuers from certain foreign countries may require the Fund to sell such investments at inopportune times, which could result in losses to the Fund.

*Emerging Markets Risk* — Certain of the Fund's investments will expose the Fund's portfolio to the risks of investing in emerging markets. Emerging markets, which consist of countries with low to middle income economies as classified by the World Bank and less developed or liquid equity markets as determined by the Adviser, can be subject to greater social, economic, regulatory, and political uncertainties and can be extremely volatile.

*Depository Receipt Risk* — The Fund may hold the securities of non-U.S. companies in the form of ADRs and GDRs. The underlying securities of the ADRs and GDRs in the Fund's portfolio are subject to fluctuations in foreign currency exchange rates that may affect the value of the Fund's portfolio. In addition, the value of the securities underlying the ADRs and GDRs may change materially when the U.S. markets are not open for trading. Investments in the underlying foreign securities also involve political and economic risks distinct from those associated with investing in the securities of U.S. issuers.

*Currency Risk* — The Fund's indirect and direct exposure to foreign currencies subjects the Fund to the risk that those currencies will decline in value relative to the U.S. dollar. The Fund also may incur transaction costs in connection with conversions between various currencies.

*Large Capitalization Risk* — The risk that larger, more established companies may be unable to respond quickly to new competitive challenges such as changes in technology and consumer tastes. Larger companies also may not be able to attain the high growth rates of successful smaller companies.

*Investment Style Risk* — The risk that large capitalization securities may underperform other segments of the equity markets or the equity markets as a whole.

*Small-Capitalization and Mid-Capitalization Securities Risk* — The Fund is subject to the risk that small- and mid-capitalization stocks may underperform other segments of the equity market or the equity market as a whole. Small- and mid-capitalization companies may be more vulnerable than larger, more established organizations to adverse business or economic developments. Securities of small- and mid-capitalization companies may experience much more price volatility, greater spreads between their bid and ask prices, significantly lower trading volumes, and cyclical or static growth prospects. Small- and mid-capitalization companies often have limited product lines, markets or financial resources, and may therefore be more vulnerable to adverse developments than larger capitalization companies.

*Geographic Concentration Risk* — Funds that are less diversified across countries or geographic regions are generally riskier than more geographically diversified funds, and risks associated with such countries or geographic regions may negatively affect the Fund. To the extent that the Fund's investments are concentrated in a particular country or region, the Fund will be



susceptible to loss due to adverse market, political, regulatory, and geographic events affecting that country or region. The Fund's exposure generally will be concentrated in a particular country or region to the same extent as the Index. The Fund anticipates that it will have concentrated investment exposure to the regions listed below.

*China.* Investments in Chinese issuers are subject to certain additional risks that may adversely impact the Fund's investments, which include (i) controls placed on currency exchanges by the Chinese government, (ii) Chinese government intervention in the Chinese securities markets, (iii) nationalization or expropriation of assets or imposition of confiscatory taxes, (iv) the discontinuation by the Chinese government for support of economic development programs, (v) limitations on the use of brokers, (vi) higher rates of inflation, (vii) greater political, economic and social unrest or uncertainty, (viii) adverse economic impacts caused by regional territorial conflicts or natural disasters or the potential thereof, (ix) increased trade limitations, (x) restrictions on foreign ownership, and (xi) different and less stringent financial reporting standards.

In addition, the President of the United States issued an executive order ("CCMC Order") in November 2020 prohibiting U.S. persons, including the Fund, from transacting in securities of any Chinese company identified by the Secretary of Defense as a "Communist Chinese military company" ("CCMC") or in instruments that are derivative of, or are designed to provide investment exposure to, prohibited CCMC securities. To comply with the CCMC Order, certain securities deemed to be CCMC securities have been, or will be, removed from the Fund's portfolio. Additional securities may be identified as CCMC securities in the future, which the Fund accordingly would be forced to cease acquiring and sell to comply with the CCMC Order. If the Fund sells a CCMC security before it is removed from the Index, the Fund will experience tracking error. See "Tracking Error Risk" below. CCMC securities may become less liquid as a result of the CCMC designation and the market price of CCMC securities may decline, potentially causing losses to the Fund. In addition, the market for securities of other Chinese-based issuers may also be negatively impacted, resulting in reduced liquidity and price declines.

*Japan.* The Fund's investments in Japan are subject to the political, social or economic disruptions that occur in Japan. Japan's economy is heavily dependent on international trade and has been adversely affected by trade tariffs and competition from emerging economies. As such, economic growth is heavily dependent on continued growth in international trade, government support of the financial services sector, among other troubled sectors, and consistent government policy. Any changes or trends in these economic factors could have a significant impact on Japan's economy overall and may negatively affect the Fund's investment.

*Industry Concentration Risk* — The Fund may concentrate its investments in a limited number of issuers conducting business in the same industry or group of related industries. As a result, the Fund is more vulnerable to adverse market, economic, regulatory, political or other developments affecting such industry or group of industries than a fund that invests its assets more broadly. As of the date of this Prospectus, the Index components, and thus the Fund's investments, are concentrated (i.e., 25% or more of its assets) in securities issued by companies in the industry described below. The industry in which the Index components, and thus the Fund's investments, may be concentrated will vary as the composition of the Index changes over time.

*Software & Technology Industry.* As a result of the Fund's concentration in the Software & Technology Industry, the Fund will be more susceptible to the risks associated with that industry group than a fund that does not concentrate its investments. The prices of the securities of companies in the Software & Technology Industry may fluctuate widely due to competitive pressures, increased sensitivity to short product cycles and aggressive pricing, changing domestic demand and heavy expenses incurred for research and development of products that prove unsuccessful. Furthermore, the market for products produced by companies in the Software & Technology Industry is characterized by rapidly changing technology, rapid product obsolescence, and cyclical market patterns, all of which may affect the success of software and software services companies. The Software & Technology Industry is a separate industry group comprising the Technology Sector.

*Sector Risk* — The Fund is subject to the following Sector Risks:

*Financials Sector Risk.* The Fund's investments are exposed to issuers conducting business in the Financials Sector. The Financials Sector includes companies involved in banking, thrifts and mortgage finance, specialized finance, consumer finance, asset management and custody banks, investment banking and brokerage and insurance. It also includes Financial Exchanges and Data and Mortgage Real Estate Investment Trusts. The Fund is subject to the risk that the securities of such issuers will underperform the market as a whole due to legislative or regulatory changes, adverse market conditions and/or increased competition affecting the Financials Sector. Companies operating in the Financials Sector are subject to extensive government regulation, which may limit the financial commitments they can make and the interest rates and fees they can charge. Profitability is largely dependent on the availability and cost of capital funds, and can fluctuate significantly when interest rates change or due to increased competition.

*Technology Sector Risk.* The Fund's investments are exposed to issuers conducting business in the Technology Sector. The Technology Sector includes companies that offer software and information technology services, manufacturers and distributors of technology hardware and equipment such as communications equipment, cellular phones, computers

and peripherals, electronic equipment and related instruments and semiconductors. The Fund is subject to the risk that the securities of such issuers will underperform the market as a whole due to legislative or regulatory changes, adverse market conditions and/or increased competition affecting the Technology Sector. The prices of the securities of companies operating in the Technology Sector are closely tied to market competition, increased sensitivity to short product cycles and aggressive pricing, and problems with bringing products to market.

*ETF Risks* — The Fund is an ETF and, as a result of this structure, it is exposed to the following risks:

*Authorized Participants, Market Makers and Liquidity Providers Concentration Risk* — Each Fund has a limited number of financial institutions that may act as Authorized Participants, which are responsible for the creation and redemption activity for the Fund. In addition, there may be a limited number of market makers and/or liquidity providers in the marketplace. To the extent either of the following events occur, Fund shares may trade at a material discount to NAV and possibly face delisting: (i) Authorized Participants exit the business or otherwise become unable to process creation and/or redemption orders and no other Authorized Participants step forward to perform these services, or (ii) market makers and/or liquidity providers exit the business or significantly reduce their business activities and no other entities step forward to perform their functions.

*Index-Related Risk* — Errors in index data, index computations and/or the construction of the Index in accordance with its methodology may occur from time to time and may not be identified and corrected by the Index Provider for a period of time or at all, which may have an adverse impact on the Fund and its shareholders. Errors in respect of the quality, accuracy and completeness of the data used to compile the Index may occur from time to time and may not be identified and corrected by the Index Provider for a period of time or at all, particularly where the indices are less commonly used as benchmarks by funds or managers. Such errors may negatively or positively impact the Fund and its shareholders. For example, during a period where the Index contains incorrect constituents, the Fund would have market exposure to such constituents and would be underexposed to the Index's other constituents. Shareholders should understand that any gains from Index Provider errors will be kept by the Fund and its shareholders and any losses or costs resulting from Index Provider errors will be borne by the Fund and its shareholders.

*Market Trading Risk* — As with all ETFs, Fund shares may be bought and sold in the secondary market at market prices. Although it is expected that the market price of a Fund share typically will approximate its net asset value ("NAV"), there may be times when the market price and the NAV diverge more significantly, particularly in times of market volatility or steep market declines. Thus, you may pay more or less than NAV when you buy Fund shares on the secondary market, and you may receive more or less than NAV when you sell those shares. Although the Fund's shares are listed for trading on a national securities exchange, it is possible that an active trading market may not develop or be maintained, in which case transactions may occur at wider bid/ask spreads. Trading of the Fund's shares may be halted by the activation of individual or market-wide trading halts (which halt trading for a specific period of time when the price of a particular security or overall market prices decline by a specified percentage). In times of market stress, the Fund's underlying portfolio holdings may become less liquid, which in turn may affect the liquidity of the Fund's shares and/or lead to more significant differences between the Fund's market price and its NAV.

*Passive Strategy Risk* — The Fund is not actively managed. Rather, the Fund attempts to track the performance of an unmanaged index of securities. This differs from an actively managed fund, which typically seeks to outperform a benchmark index. As a result, the Fund will hold constituent securities of the Index regardless of the current or projected performance of a specific security or a particular industry or market sector. Maintaining investments in securities regardless of market conditions or the performance of individual securities could cause the Fund's return to be lower than if the Fund employed an active strategy.

*Tracking Error Risk* — Tracking error is the divergence of the Fund's performance from that of the Index. Tracking error may occur because of differences between the securities and other instruments held in the Fund's portfolio and those included in the Index, pricing differences (including differences between a security's price at the local market close and the Fund's valuation of a security at the time of calculation of the Fund's NAV), transaction costs, the Fund's holding of uninvested cash, differences in timing of the accrual of or the valuation of dividends or interest, tax gains or losses, changes to the Index or the costs of complying with various new or existing regulatory requirements. This risk may be heightened during times of increased market volatility or other unusual market conditions. Tracking error also may result because the Fund incurs fees and expenses, while the Index does not.

*Liquidity Risk* — Certain securities may be difficult or impossible to sell at the time and the price that the Fund would like. The Fund may have to accept a lower price to sell a security, sell other securities to raise cash, or give up an investment opportunity, any of which could have a negative effect on Fund management or performance.

*Valuation Risk* — Valuation risk is the risk that a security may be difficult to value and/or valued incorrectly.

*Non-Diversification Risk* — The Fund may invest a relatively high percentage of its assets in a limited number of issuers. Therefore, the Fund’s performance may be more vulnerable to changes in the market value of a single issuer or group of issuers and more susceptible to risks associated with a single economic, political or regulatory occurrence than when the Fund’s invested assets are diversified. However, the Fund intends to satisfy the diversification requirements for qualifying as a regulated investment company (“RIC”) under Subchapter M of the Internal Revenue Code of 1986, as amended (the “Code”).

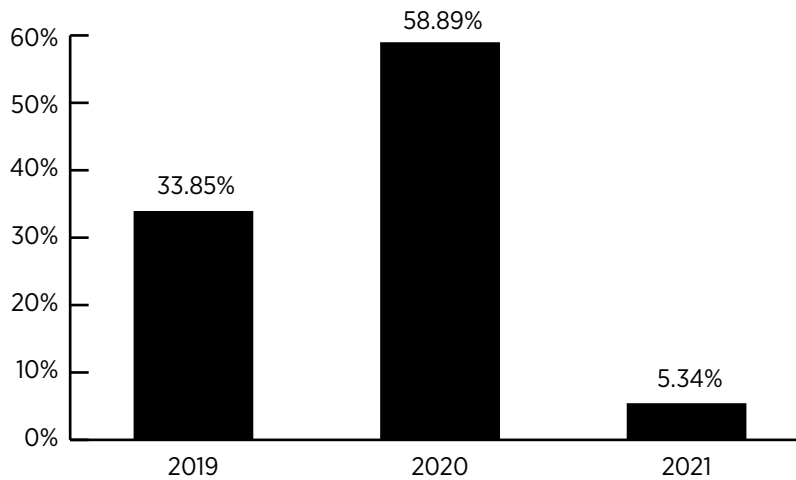
**Performance Information**

The bar chart and the performance table below illustrate the risks of an investment in the Fund by showing the Fund’s performance for year to year and by showing how the Fund’s average annual total returns for 1 year and since inception compare with those of the Index and a broad measure of market performance. Of course, the Fund’s past performance (before and after taxes) does not necessarily indicate how the Fund will perform in the future.

Before the Fund commenced operations, the Fund acquired the assets and liabilities of the Predecessor NexGen Fund on November 23, 2020 (the “Reorganization”). As a result of the Reorganization, the Fund assumed the performance and accounting history of the Predecessor NexGen Fund prior to the date of the Reorganization. Accordingly, the performance shown for periods prior to the Reorganization represents the performance of the Predecessor NexGen Fund.

Updated performance for the Fund is available at [www.sirenetfs.com](http://www.sirenetfs.com).

**Annual Total Returns as of December 31**



**Best Quarter**

32.11%  
(06/30/2020)

**Worst Quarter**

(16.32)%  
(03/31/2020)

The performance information shown above is based on a calendar year. The Fund’s performance from January 1, 2022 to June 30, 2022 was (39.83)%.

### Average Annual Total Returns for Periods Ended December 31, 2021

After-tax returns are calculated using the historical highest individual federal marginal income tax rates and do not reflect the impact of state and local taxes. Actual after-tax returns depend on an investor's tax situation and may differ from those shown. After-tax returns shown are not relevant to investors who hold their Fund shares through tax-deferred arrangements, such as 401(k) plans or individual retirement accounts.

<b>SIREN NASDAQ NEXGEN ECONOMY ETF</b>	<b>1 Year</b>	<b>Since Inception (01/17/18)</b>
Fund Returns Before Taxes .....	5.34%	16.75%
Fund Returns After Taxes on Distributions .....	5.21%	16.46%
Fund Returns After Taxes on Distributions and Sale of Fund Shares .....	3.27%	13.30%
Nasdaq Blockchain Economy Index (reflects no deduction for fees, expenses, or taxes) .....	16.35%	19.84%
MSCI ACWI Total Return Index (reflects no deduction for fees, expenses, or taxes) .....	18.54%	10.97%

### Investment Adviser

SRN Advisors, LLC serves as the investment adviser to the Fund.

### Portfolio Manager

Scott Freeze, President of the Adviser, has served as portfolio manager of the Fund since November 2020.

*For important information about the purchase and sale of Fund shares, taxes and financial intermediary compensation, please turn to "Summary Information about the Purchase and Sale of Fund Shares, Taxes and Financial Intermediary Compensation" on page 19 of the prospectus.*

# Summary Information about the Purchase and Sale of Fund Shares, Taxes and Financial Intermediary Compensation

## Purchase and Sale of Fund Shares

A Fund will issue (or redeem) shares to certain institutional investors known as “Authorized Participants” (typically market makers or other broker-dealers) only in large blocks of 25,000 shares known as “Creation Units.” Creation Unit transactions are conducted in exchange for the deposit or delivery of a designated basket of in-kind securities and/or cash.

The shares of the DIVCON Leaders Fund and the DIVCON Defender Fund are listed on the Cboe BZX Exchange, Inc. The shares of the NexGen Fund are listed on The NASDAQ Stock Market, LLC (together with the Cboe BZX Exchange, Inc., the “Exchanges” and each, an “Exchange”). Individual Fund shares may only be purchased and sold on a Fund’s Exchange, other national securities exchanges, electronic crossing networks and other alternative trading systems through your broker-dealer at market prices. Because Fund shares trade at market prices rather than at net asset value (“NAV”), shares may trade at a price greater than NAV (premium) or less than NAV (discount). Most investors will incur customary brokerage commissions or other charges when buying or selling shares of a Fund through a broker-dealer. Investors also may incur costs attributable to the difference between the highest price a buyer is willing to pay to purchase shares of a Fund (bid) and the lowest price a seller is willing to accept for shares of the Fund (ask) when buying or selling shares in the secondary market (the “bid-ask spread”). Information regarding a Fund’s NAV per share, market price, premium or discount and bid-ask spread is available on the Funds’ website at [www.sirenetfs.com](http://www.sirenetfs.com).

## Tax Information

Each Fund’s distributions are taxable and generally will be taxed as ordinary income or capital gains, unless your investment is in an individual retirement account or other tax-advantaged retirement account. Investment through such accounts may be subject to taxation upon withdrawal.

## Payments to Broker-Dealers and Other Financial Intermediaries

If you purchase shares of a Fund through a broker-dealer or other financial intermediary, the Adviser or other related companies may pay the intermediary for the sale of shares and related services. These payments may create a conflict of interest by influencing the broker-dealer or other intermediary and your salesperson to recommend a Fund over another investment. Ask your salesperson or visit your financial intermediary’s website for more information.

# More Information About the Funds

## More Information About the Funds' Investment Objectives

**The investment objective of each Fund is non-fundamental and may be changed without shareholder approval.**

The investment objective of the Siren DIVCON Leaders Dividend ETF is to seek long term capital appreciation by tracking the performance, before fees and expenses, of the Siren DIVCON Leaders Dividend Index.

The investment objective of the Siren DIVCON Dividend Defender ETF is to seek long term capital appreciation by tracking the performance, before fees and expenses, of the Siren DIVCON Dividend Defender Index (together with the Siren DIVCON Leaders Dividend Index, the "DIVCON Indexes").

The investment objective of the Siren Nasdaq NexGen Economy ETF is to seek long-term growth by tracking the investment returns, before fees and expenses, of the Nasdaq Blockchain Economy Index (the "NexGen Index").

## More Information About the Funds' Indexes

### Siren DIVCON Leaders Dividend Index and Siren DIVCON Dividend Defender Index

Each of the Siren DIVCON Leaders Dividend Index and Siren DIVCON Dividend Defender Index utilize the Index Provider's DIVCON Dividend Health Scoring System in its construction. The DIVCON Dividend Health Scoring system begins by identifying the 500 largest U.S. companies based on market capitalization as of the Index reconstitution date and then narrows this universe to those companies that paid an ordinary dividend and announced a future dividend payment during the 12 months preceding such date. The DIVCON Dividend Health Scoring system analyzes seven quantitative factors that the Index Provider has determined to be correlated to a company's likelihood to increase or decrease future dividends, and weights each factor based on its effectiveness in predicting dividend changes to produce a company's DIVCON Score. These factors relate to earnings per share growth, the amount of dividends paid by a company compared to certain company metrics over various periods of time, whether a company has increased, decreased or taken no action with respect to its dividends over a period of time, the expected level of growth in a company's dividends, a company's ability to maintain its level of dividends and the likelihood of a company to enter bankruptcy.

After a DIVCON Score is calculated for each company, it is assigned a rating from 1 to 5 according to the DIVCON Rating system: DIVCON 1, DIVCON 2, DIVCON 3, DIVCON 4 and DIVCON 5. Companies in the DIVCON 1 category are those determined most likely to decrease their dividend in the next twelve months. Companies in the DIVCON 5 category are those determined most likely to increase their dividend in the next twelve months. All DIVCON 5 stocks or the 30 stocks with the highest DIVCON Scores, whichever is greater, are selected for inclusion in the Index. Therefore, the Index will consist of at least 30 stocks. Companies are weighted in the index based on their DIVCON Scores, with higher DIVCON Scores weighted more heavily. The Index is reconstituted and rebalanced annually as of the first Friday in December, effective the next business day. As of March 31, 2022, the market capitalizations of the 500 largest U.S. companies included in the DIVCON Dividend Health Scoring System ranged from \$2.78 billion to \$2.88 trillion.

### Nasdaq Blockchain Economy Index

The Nasdaq Blockchain Economy Index is designed to measure the returns of Blockchain Companies. The Index universe of Blockchain Companies consists of companies publicly traded in markets across the globe that research and analysis conducted by the Index Providers identify as exhibiting Blockchain Company characteristics. The Index universe is then narrowed to include only those Blockchain Companies with market capitalizations greater than \$200 million, the shares of which are exchange-traded and have a six-month average daily trading volume greater than \$1,000,000 as of the Index's reconstitution date.

The remaining Blockchain Companies are then ranked to determine the leading Blockchain Companies as measured by their Blockchain Score™, which is a proprietary ranking system developed by the Index Providers designed to identify those Blockchain Companies expected to benefit most (e.g., from increased economic profit, operational efficiencies or transformational business practices) from the innovation, adoption, deployment and commercialization of blockchain technology. The Blockchain Score™ system seeks to identify companies that have the potential to capitalize on transformational technology that may potentially disrupt the markets in which they operate. Companies that deploy and benefit from such applications have the potential to be the disrupters in their industries and to profit at the expense of the disrupted companies that do not deploy such applications. A company's Blockchain Score™ is assigned based on the application of several factors relating to the company's role in the blockchain technology ecosystem and its participation in industry groups, the degree to which the company's blockchain technology is developed, innovative, economically impactful and publicly referenced and the company's general research and development expenditures.

The 50 to 100 leading Blockchain Companies with the highest Blockchain Scores™ are then selected as the Index constituents. Constituents are weighted in the Index based on their Blockchain Scores™, with Blockchain Companies having higher Blockchain Scores™ weighted more heavily. The Index is reconstituted quarterly on the third Friday in March, June, September and December. The Index is rebalanced as part of each September reconstitution. The Index is rebalanced as part of each March, June and December reconstitution only if new constituents are added to the Index or if a single constituent accounts for more than 10% of the Index.

#### The Index Providers

##### **Siren DIVCON Leaders Dividend Index and Siren DIVCON Dividend Defender Index**

Reality Shares, Inc. (“Reality Shares”) is located at 402 West Broadway, Suite 2800, San Diego, California 92101. Reality Shares develops, owns and publishes the Siren DIVCON Indexes. Reality Shares and the Adviser, on behalf of the Funds, has entered into a licensing agreement pursuant to which Reality Shares licenses the use of the Siren DIVCON Indexes and certain trademarks and trade names to the Adviser. The Adviser, in turn, sub-licenses the use of the Siren DIVCON Indexes and certain trademarks and trade names to the Trust for the benefit of the Funds. The Funds do not pay a fee for the use of the Siren DIVCON Indexes. Reality Shares has no obligation to take the needs of the Funds or their shareholders into consideration in determining or constructing the Siren DIVCON Indexes and does not guarantee the timeliness, accuracy and/or completeness of the Siren DIVCON Indexes or any data related thereto.

##### **Nasdaq Blockchain Economy Index**

The NexGen Index is developed, owned and published by Reality Shares and Nasdaq, Inc. (“Nasdaq”) pursuant to the terms of a Co-Developed Index Agreement. Reality Shares, in its capacity as an Index Provider, licenses the use of the NexGen Index and certain trademarks and trade names to the Adviser. The Adviser, in turn, sub-licenses the use of the NexGen Index and certain trademarks and trade names to the Trust for the benefit of the Fund. The Fund does not pay a fee for the use of the NexGen Index. Reality Shares and Nasdaq have no obligation to take the needs of the Fund or its shareholders into consideration in determining or constructing the NexGen Index and do not guarantee the timeliness, accuracy and/or completeness of the NexGen Index or any data related thereto.

##### **Temporary Defensive Measures**

The Adviser generally does not engage in temporary defensive investing with respect to the Funds, unless the Adviser determines that taking temporary defensive measures is in the best interest of a Fund or its shareholders. Under ordinary circumstances, the Adviser keeps each Fund’s assets fully invested in all market environments. As a result, a Fund may be more vulnerable to market movements that are adverse to the Fund’s investment objective than funds that engage in temporary defensive investing strategies. The Adviser monitors each Fund on an ongoing basis, and makes adjustments to its portfolio, as necessary, to minimize tracking error and to maximize liquidity. If the Adviser determines that taking temporary defensive measures is in the best interest of a Fund or its shareholders, the Adviser may invest some or all of a Fund’s assets in money market instruments and other cash equivalents that would not ordinarily be consistent with the Fund’s investment objective. If a Fund invests in this manner, it may cause the Fund to not achieve its investment objective.

##### **Additional Investments**

This prospectus describes each Fund’s principal investment strategies and risks, and the Funds will normally invest in the types of instruments described in this prospectus. In addition to the instruments and strategies described in this prospectus, a Fund may invest in other instruments, or use other investment strategies to a lesser extent. These instruments and strategies are described in detail in the Funds’ Statement of Additional Information (the “SAI”) (for information on how to obtain a copy of the SAI see the back cover of this prospectus).

As with all investments, there is no guarantee that a Fund will achieve its investment objective.

## **Risks**

### **Principal Risks**

Investing involves risk. There is no guarantee that a Fund will achieve its goals. In fact, no matter how good a job the Adviser does, you could lose money on your investment in the Fund, just as you could with other investments. This section provides additional information regarding the principal risks described under “Principal Risks” in each Fund Summary.

*Blockchain Technology Risk (NexGen Fund)* — Blockchain technology is a new and developing technology protocol deployed by companies in a manner for optimizing business practices. Blockchain technology is not a product or service with an individually attributable revenue stream. Blockchain technology may never develop optimized transactional processes that lead to increased realized economic returns to any company in which the Fund invests.

*Currency Risk (NexGen Fund)* — The Fund's indirect and direct exposure to foreign currencies subjects the Fund to the risk that those currencies will decline in value relative to the U.S. dollar, which would cause a decline in the U.S. value of the holdings of the Fund. Currency rates in foreign countries may fluctuate significantly over short periods of time for a number of reasons, including changes in sovereign debt levels and trade deficits; domestic and foreign inflation and interest rates and investors' expectations concerning those rates; currency exchange rates; investment and trading activities of other funds, including hedge funds and currency funds; and global or regional political, economic or financial events and situations and the imposition of currency controls or other political developments in the U.S. or abroad. The Fund may incur transaction costs in connection with conversions between various currencies.

*Depository Receipt Risk (NexGen Fund)* — The Fund may hold the securities of non-U.S. companies in the form of ADRs and GDRs. ADRs are negotiable certificates issued by a U.S. financial institution that represent a specified number of shares in a foreign stock and trade on a U.S. national securities exchange, such as the New York Stock Exchange. The Fund will primarily invest in sponsored ADRs, which are issued with the support of the issuer of the foreign stock underlying the ADRs and which carry all of the rights of common shares, including voting rights. GDRs are similar to ADRs, but may be issued in bearer form and are typically offered for sale globally and held by a foreign branch of an international bank. The underlying securities of the ADRs and GDRs in the Fund's portfolio are usually denominated or quoted in currencies other than the U.S. dollar. As a result, changes in foreign currency exchange rates may affect the value of the Fund's portfolio. Generally, when the U.S. dollar rises in value against a foreign currency, a security denominated in that currency loses value because the currency is worth fewer U.S. dollars. In addition, because the securities underlying ADRs and GDRs trade on foreign exchanges at times when the U.S. markets are not open for trading, the value of those securities may change materially at times when the U.S. markets are not open for trading, regardless of whether there is an active U.S. market for shares of the Fund. Investments in the underlying foreign securities may involve risks not typically associated with investing in U.S. companies. Foreign securities markets generally have less trading volume and less liquidity than U.S. markets, and prices in some foreign markets can be extremely volatile due to increased risks of adverse issuer, political, regulatory, market, or economic developments. Many foreign countries lack accounting and disclosure standards comparable to those that apply to U.S. companies, and it may be more difficult to obtain reliable information regarding a foreign issuer's financial condition and operations. In addition, transaction costs and costs associated with custody services are generally higher for foreign securities than they are for U.S. securities.

*Emerging Markets Risk (NexGen Fund)* — The Fund may invest in emerging markets. Emerging markets generally consist of countries that have an emerging stock market as defined by Standard & Poor's®, countries or markets with low- to middle-income economies as classified by the World Bank, and other countries or markets with similar characteristics as determined by the Adviser. Emerging markets can be more volatile than the U.S. market due to increased risks of adverse issuer, political, regulatory, market, or economic developments and perform differently from the U.S. market. Emerging markets are often dependent upon commodity prices and international trade and can be subject to greater social, economic, regulatory, and political uncertainties and can be extremely volatile. As a result, the securities of emerging market issuers may present market, credit, currency, liquidity, legal, political and other risks different from, or greater than, the risks of investing in securities of developed foreign countries. For example, investments in emerging markets are subject to a greater risk of loss due to expropriation, nationalization, confiscation of assets and other property. In addition, the risks associated with investing in a narrowly defined geographic area are generally more pronounced with respect to investments in emerging market countries.

*ETF Risks (All Funds, except as noted below)* — Each Fund is an ETF and, as a result of this structure, it is exposed to the following risks:

*Authorized Participants, Market Makers and Liquidity Providers Concentration Risk* — Each Fund has a limited number of financial institutions that may act as Authorized Participants, which are responsible for the creation and redemption activity for the Fund. In addition, there may be a limited number of market makers and/or liquidity providers in the marketplace. To the extent either of the following events occur, Fund shares may trade at a material discount to NAV and possibly face delisting: (i) Authorized Participants exit the business or otherwise become unable to process creation and/or redemption orders and no other Authorized Participants step forward to perform these services, or (ii) market makers and/or liquidity providers exit the business or significantly reduce their business activities and no other entities step forward to perform their functions.

*Cash Redemption Risk (DIVCON Defender Fund)* — The Fund's investment strategy may require it to redeem Shares for cash or to otherwise include cash as part of its redemption proceeds. For example, the Fund may not be able to redeem in-kind certain securities held by the Fund (e.g., short positions). In such a case, the Fund may be required to sell or



unwind portfolio investments to obtain the cash needed to distribute redemption proceeds. This may cause the Fund to recognize a capital gain that it might not have recognized if it had made a redemption in-kind. As a result, the Fund may pay out higher annual capital gain distributions than if the in-kind redemption process was used.

*Index-Related Risk* — Each Fund seeks to achieve investment results that correspond (before fees and expenses) generally to the performance of its Index, as published by the Index Providers. There is no assurance that the Index Providers or any agents that may act on its behalf will compile the Indexes accurately, or that the Indexes will be determined, composed or calculated accurately. While the Index Providers provide descriptions of what the Indexes are designed to achieve, neither the Index Providers nor their agents provide any warranty or accept any liability in relation to the quality, accuracy or completeness of the Indexes or their related data, and they do not guarantee that the Indexes will be in line with the Index Providers' methodology. The Adviser's mandate as described in this prospectus is to manage the Funds consistently with the Indexes provided by the Index Providers to the Adviser. The Adviser does not provide any warranty or guarantee against the Index Providers' or any agent's errors. Errors in respect of the quality, accuracy and completeness of the data used to compile the Indexes may occur from time to time and may not be identified and corrected by the Index Providers for a period of time or at all, particularly where the indices are less commonly used as benchmarks by funds or managers. Such errors may negatively or positively impact a Fund and its shareholders. For example, during a period where an Index contains incorrect constituents, the Fund would have market exposure to such constituents and would be underexposed to the Index's other constituents. Shareholders should understand that any gains from Index Provider errors will be kept by the Fund and its shareholders and any losses or costs resulting from Index Provider errors will be borne by the Fund and its shareholders.

*Market Trading Risk* — As with all ETFs, Fund shares may be bought and sold in the secondary market at market prices. Although it is expected that the market price of a Fund share typically will approximate its NAV, there may be times when the market price and the NAV diverge more significantly, particularly in times of market volatility or steep market declines. Thus, you may pay more or less than NAV when you buy Fund shares on the secondary market, and you may receive more or less than NAV when you sell those shares. In times of market stress, a Fund's underlying portfolio holdings may become less liquid, which in turn may affect the liquidity of the Fund's shares and/or lead to more significant differences between the Fund's market price and its NAV.

Although a Fund's shares are listed for trading on a national securities exchange, it is possible that an active trading market may not develop or be maintained, in which case transactions may occur at wider bid/ask spreads (discussed in further detail below). Trading of the Fund's shares may be halted by the activation of individual or market-wide trading halts (which halt trading for a specific period of time when the price of a particular security or overall market prices decline by a specified percentage).

Active market trading of a Fund's shares may cause more frequent creation or redemption activities that could, in certain circumstances, increase the number of portfolio transactions. High levels of transactions increase brokerage and other transaction costs and may result in increased taxable capital gains. Similar to shares of other issuers listed on a stock exchange, shares of a Fund may be sold short and are therefore subject to the risk of increased volatility in the trading price of the Fund's shares. While the Funds expect that Authorized Participants' ability to create and redeem Fund shares at NAV will be effective in reducing any such volatility, there is no guarantee that it will eliminate the volatility associated with short sales.

Buying or selling Fund shares on an exchange involves two types of costs that apply to all securities transactions. When buying or selling shares of a Fund through a broker, you will likely incur a brokerage commission and other charges. In addition, you may incur the cost of the "spread," that is, the difference between what investors are willing to pay for Fund shares (the "bid" price) and the price at which they are willing to sell Fund shares (the "ask" price). The spread, which varies over time based on trading volume and market liquidity, is generally narrower if a Fund has more trading volume and market liquidity and wider if the Fund has less trading volume and market liquidity (which is often the case for funds that are newly launched or small in size). A Fund's spread may also be impacted by market volatility generally and the liquidity of the underlying securities held by the Fund, particularly for newly launched or smaller funds. Because of the costs inherent in buying or selling Fund shares, frequent trading may detract significantly from investment results, and an investment in Fund shares may not be advisable for investors who anticipate regularly making small investments through a brokerage account.

*Passive Investment Risk* — Each Fund is not actively managed and may be affected by a general decline in market segments related to its Index. Each Fund invests in securities included in, or representative of, its Index, regardless of their investment merits. The Adviser generally does not attempt to invest a Fund's assets in defensive positions under any market conditions, including declining markets.

*Tracking Error Risk* — A Fund may be subject to tracking error, which is the divergence of the Fund's performance from that of its Index. Tracking error may occur because of differences between the securities and other instruments held in a Fund's portfolio and those included in its Index, pricing differences (including, as applicable, differences between a security's price at the local market close and the Fund's valuation of a security at the time of calculation of the Fund's NAV), transaction costs incurred by the Fund, the Fund's holding of uninvested cash, differences in timing of the accrual of or the valuation of distributions, the requirements to maintain pass-through tax treatment, portfolio transactions carried out to minimize the distribution of capital gains to shareholders, changes to its Index or the costs to the Fund of complying with various new or existing regulatory requirements. This risk may be heightened during times of increased market volatility or other unusual market conditions. Tracking error also may result because a Fund incurs fees and expenses, while its Index does not.

*Foreign Issuer Exposure Risk (NexGen Fund)* — The Fund may invest in securities of foreign companies directly, or in financial instruments, such as ADRs and GDRs, that are indirectly linked to the performance of foreign issuers. Foreign markets can be more volatile than the U.S. market due to increased risks of adverse issuer, political, regulatory, market or economic developments and can perform differently from the U.S. market. Investing in securities of foreign companies directly, or in financial instruments that are indirectly linked to the performance of foreign issuers, may involve risks not typically associated with investing in U.S. issuers. The value of financial instruments denominated in foreign currencies, and of distributions from such financial instruments, can change significantly when foreign currencies strengthen or weaken relative to the U.S. dollar. Foreign securities markets generally have less trading volume and less liquidity than U.S. markets, and prices in some foreign markets may fluctuate more than those of financial instruments traded on U.S. markets. Many foreign countries lack accounting and disclosure standards comparable to those that apply to U.S. companies, and it may be more difficult to obtain reliable information regarding a foreign issuer's financial condition and operations. Transaction costs and costs associated with custody services are generally higher for foreign securities than they are for U.S. securities. Some foreign governments levy withholding taxes against dividend and interest income. Although in some countries portions of these taxes are recoverable, the non-recovered portion will reduce the income received by the Fund. Additionally, periodic U.S. Government restrictions on investments in issuers from certain foreign countries may result in the Fund having to sell such prohibited securities at inopportune times. Such prohibited securities may have less liquidity as a result of such U.S. Government designation and the market price of such prohibited securities may decline, which may cause the Fund to incur losses.

*Forward Contracts Risk (DIVCON Leaders Fund and DIVCON Defender Fund)* — A Fund may purchase a forward contract, or a "forward," which involves a negotiated obligation to purchase or sell a specific security or currency at a future date (with or without delivery required), which may be any fixed number of days from the date of the contract agreed upon by the parties, at a price set at the time of the contract. Forward contracts are not traded on exchanges; rather, a bank or dealer will act as agent or as principal in order to make or take future delivery of a specified lot of a particular security or currency for a Fund's account. Risks associated with forwards may include: (i) an imperfect correlation between the movement in prices of forward contracts and the securities or currencies underlying them; (ii) an illiquid market for forwards; (iii) difficulty in obtaining an accurate value for the forwards; and (iv) the risk that the counterparty to the forward contract will default or otherwise fail to honor its obligation. Because forwards require only a small initial investment in the form of a deposit or margin, they involve a high degree of leverage.

Forwards are also subject to credit risk, liquidity risk and leverage risk. Credit risk is the risk that a Fund could lose money if a counterparty to a derivative contract fails to make timely payment or otherwise honor its obligations. Liquidity risk exists when particular investments are difficult to purchase or sell. The market for certain investments may become illiquid due to specific adverse changes in the conditions of a particular issuer or under adverse market or economic conditions independent of the issuer. A Fund's investments in illiquid securities may reduce the returns of the Fund because it may be unable to sell the illiquid securities at an advantageous time or price. Further, transactions in illiquid securities may entail transaction costs that are higher than those for transactions in liquid securities. The use of leverage can amplify the effects of market volatility on a Fund's share prices and make the Fund's returns more volatile. This is because leverage tends to exaggerate the effect of any increase or decrease in the value of a Fund's portfolio securities. The use of leverage may also cause a Fund to liquidate portfolio positions when it would not be advantageous to do so in order to satisfy their obligations.

*Futures Contracts Risk (DIVCON Leaders Fund and DIVCON Defender Fund)* — A Fund may purchase futures contracts, or "futures," provide for the future sale by one party and purchase by another party of a specified amount of a specific security or asset at a specified future time and at a specified price (with or without delivery required). The risks of futures include: (i) leverage risk; (ii) correlation or tracking risk and (iii) liquidity risk. Because futures require only a small initial investment in the form of a deposit or margin, they involve a high degree of leverage. Accordingly, the fluctuation of the value of futures in relation to the underlying assets upon which they are based is magnified. Thus, a Fund may experience potentially unlimited losses that exceed losses experienced by funds that do not use futures contracts. There may be imperfect correlation, or even no correlation, between price movements of a futures contract and price movements of investments for which futures are used as a substitute, or which futures are intended to hedge.

Lack of correlation (or tracking) may be due to factors unrelated to the value of the investments being substituted or hedged, such as speculative or other pressures on the markets in which these instruments are traded. Consequently, the effectiveness of futures as a security substitute or as a hedging vehicle will depend, in part, on the degree of correlation between price movements in the futures and price movements in underlying securities or assets. While futures contracts are generally liquid instruments, under certain market conditions they may become illiquid. Futures exchanges may impose daily or intra-day price change limits and/or limit the volume of trading.

Additionally, government regulation may further reduce liquidity through similar trading restrictions. As a result, a Fund may be unable to close out their futures contracts at a time that is advantageous. If movements in the markets for security futures contracts or the underlying security decrease the value of a Fund's positions in security futures contracts, the Fund may be required to have or make additional funds available to its carrying firm as margin. If a Fund's account is under the minimum margin requirements set by the exchange or the brokerage firm, its position may be liquidated at a loss, and the Fund will be liable for the deficit, if any, in its account. A Fund may also experience losses due to systems failures or inadequate system back-up or procedures at the brokerage firm(s) carrying the Fund's positions. The successful use of futures depends upon a variety of factors, particularly the ability of the Adviser to predict movements of the underlying securities markets, which requires different skills than predicting changes in the prices of individual securities. There can be no assurance that any particular futures strategy adopted will succeed.

*Geographic Concentration Risk (NexGen Fund)* – Funds that are less diversified across countries or geographic regions are generally riskier than more geographically diversified funds. A fund that focuses on a single country or a specific region is more exposed to that country's or region's economic cycles, currency exchange rates, stock market valuations and political risks (including defense concerns), among others, compared with a more geographically diversified fund. The economies and financial markets of certain regions, such as Europe or Japan, can be interdependent and may be adversely affected by the same events. In addition, many of these countries and regions have recently experienced economic downturns, making their markets more volatile than U.S. markets.

*China.* The government of the People's Republic of China is dominated by the one-party rule of the Chinese Communist Party. China's economy has transitioned from a rigidly central-planned state-run economy to one that has been only partially reformed by more market-oriented policies. Economic development could be disrupted by military conflicts due to internal social unrest or conflicts with other countries. For example, the Chinese economy is vulnerable to the long-running disagreements with Hong Kong related to integration and religious and nationalist disputes with Tibet and the Xinjiang region. China has a complex territorial dispute regarding the sovereignty of Taiwan that has included threats of invasion; Taiwan-based companies and individuals are significant investors in China. Military conflict between China and Taiwan may adversely affect securities of Chinese issuers. In addition, China has strained international relations with Japan, India, Russia and other neighbors due to territorial disputes, historical animosities and other defense concerns. China could be affected by military events on the Korean peninsula or internal instability within North Korea. These situations may cause uncertainty in the Chinese market and may adversely affect the performance of the Chinese economy.

Although the Chinese government has implemented economic reform measures, reduced state ownership of companies and established better corporate governance practices, a substantial portion of productive assets in China are still owned by the Chinese government. The Chinese government continues to exercise significant control over industrial development and, ultimately, control over China's economic growth through the allocation of resources, controlling payment of foreign currency-denominated obligations, setting monetary policy and providing preferential treatment to particular industries or companies. Accordingly, investments in China are subject to risks associated with greater governmental control over the economy. China manages its currency at artificial levels relative to the U.S. dollar rather than at levels determined by the market. This type of system can lead to sudden and large adjustments in the currency, which, in turn, can have a disruptive and negative effect on foreign investors. China may also restrict the free conversion of its currency into foreign currencies, including the U.S. dollar. Currency repatriation restrictions may have the effect of making securities and instruments tied to China relatively illiquid, particularly in connection with redemption requests.

Economic reform programs in China have contributed to growth, but there is no guarantee that such reforms will continue. The recent global economic crisis slowed China's economic growth, causing the country's exports and foreign investments to decline and China to slip into a recession. Also, China's aging infrastructure, declining environmental conditions and rapidly widening urban and rural income gap, which all carry political and economic implications, have contributed to China's major challenges. The Chinese economy has shown signs of improvement, but a full recovery of China's economy will depend on its trading partners and the recovery of other world-wide economies. Economic growth in China historically has been accompanied by periods of high inflation. Beginning in 2004, the Chinese government commenced the implementation of various measures to control inflation and restrain the rate of economic growth, which included the tightening of the money supply, the raising of interest rates and more stringent control over certain industries. If these measures are unsuccessful, and if inflation were to steadily increase, the performance of the Chinese

economy and the value of the Fund's investments could be negatively impacted. In addition, there is less regulation and monitoring of Chinese securities markets and the activities of investors, brokers and other participants than in the United States.

In addition, the President of the United States issued an executive order ("CCMC Order") in November 2020 prohibiting U.S. persons, including the Fund, from transacting in securities of any Chinese company identified by the Secretary of Defense as a "Communist Chinese military company" ("CCMC") or in instruments that are derivative of, or are designed to provide investment exposure to, prohibited CCMC securities. To comply with the CCMC Order, certain securities deemed to be CCMC securities have been, or will be, removed from the Fund's portfolio. Additional securities may be identified as CCMC securities in the future, which the Fund accordingly would be forced to cease acquiring and sell to comply with the CCMC Order. If the Fund sells a CCMC security before it is removed from the Index, the Fund will experience tracking error. See "Tracking Error Risk" below. CCMC securities may become less liquid as a result of the CCMC designation and the market price of CCMC securities may decline, potentially causing losses to the Fund. In addition, the market for securities of other Chinese-based issuers may also be negatively impacted, resulting in reduced liquidity and price declines.

*Japan.* The Fund may invest in Japan. The Japanese economy has recently emerged from a prolonged economic downturn. Since 2000, Japan's economic growth rate has remained relatively low. Its economy is characterized by government intervention and protectionism, an unstable financial services sector and relatively high unemployment. Japan's economy is heavily dependent on international trade and has been adversely affected by trade tariffs and competition from emerging economies. As such, economic growth is heavily dependent on continued growth in international trade, government support of the financial services sector, among other troubled sectors, and consistent government policy. Any changes or trends in these economic factors could have a significant impact on Japan's economy overall and may negatively affect the Fund's investment. Japan's economy is also closely tied to its two largest trading partners, the U.S. and China. Economic volatility in either nation may create volatility for Japan's economy as well. Additionally, as China has increased its role with Japan as a trading partner, political tensions between the countries has become strained. Any increase or decrease in such tension may have consequences for investment in or exposure to Japanese issuers.

*Industry Concentration Risk (NexGen Fund only)*—The Fund may concentrate its investments in a limited number of issuers conducting business in the same industry or group of related industries. To the extent that the Fund's investments are concentrated in issuers conducting business in the same industry or group of related industries, the Fund is subject to legislative or regulatory changes, adverse market conditions and/or increased competition affecting that industry, which may adversely affect the Fund's performance. For information regarding the Fund's industry concentration, please see the Fund's Summary section.

*Investment Style Risk (All Funds)* — Investment style risk is the risk that a Fund's investment in certain securities in a particular market segment pursuant to its particular investment strategy may underperform other market segments or the market as a whole.

*Large Capitalization Risk (All Funds)* — If valuations of large capitalization companies appear to be greatly out of proportion to the valuations of small or medium capitalization companies, investors may migrate to the stocks of small and medium-sized companies. Additionally, larger, more established companies may be unable to respond quickly to new competitive challenges such as changes in technology and consumer tastes. Larger companies also may not be able to attain the high growth rates of successful smaller companies.

*Leverage Risk (DIVCON Leaders Fund and DIVCON Defender Fund)*—Each Fund's derivative transactions may give rise to a form of leverage. The use of leverage can amplify the effects of market volatility on a Fund's share prices and make the Fund's returns more volatile. This is because leverage tends to exaggerate the effect of any increase or decrease in the value of a Fund's portfolio securities. The use of leverage may also cause a Fund to liquidate portfolio positions when it would not be advantageous to do so in order to satisfy its obligations.

*Liquidity Risk (DIVCON Leaders Fund and DIVCON Defender Fund)*—Liquidity risk exists when particular investments are difficult to purchase or sell. The market for certain investments may become illiquid due to specific adverse changes in the conditions of a particular issuer or under adverse market or economic conditions independent of the issuer. To the extent a Fund invests in illiquid securities, such investments may reduce the returns of the Fund because it may be unable to sell the illiquid securities at an advantageous time or price. Further, transactions in illiquid securities may entail transaction costs that are higher than those for transactions in liquid securities. In addition, during periods of reduced market liquidity or in the absence of readily available market quotations for particular investments in a Fund's portfolio, the ability of the Fund to assign an accurate daily value to these investments may be difficult.

*Market Risk (All Funds)* — The risk that the market value of a security may move up and down, sometimes rapidly and unpredictably. A Fund's NAV per share will fluctuate with the market prices of its portfolio securities. Market risk may affect a single issuer, an industry, a sector or the equity market as a whole. Markets for securities in which a Fund invests may decline significantly in response to adverse issuer, political, regulatory, market, economic or other developments that may cause broad changes in market value, public perceptions concerning these developments, and adverse investor sentiment or publicity. Similarly, the impact of any epidemic, pandemic or natural disaster, or widespread fear that such events may occur, could negatively affect the global economy, as well as the economies of individual countries, the financial performance of individual companies and sectors, and the markets in general in significant and unforeseen ways. Any such impact could adversely affect the prices and liquidity of the securities and other instruments in which a Fund invests, which in turn could negatively impact the Fund's performance and cause losses on your investment in the Fund. Recent examples include pandemic risks related to COVID-19 and aggressive measures taken worldwide in response by governments, including closing borders, restricting international and domestic travel, and the imposition of prolonged quarantines of large populations, and by businesses, including changes to operations and reducing staff. The impact of the COVID-19 pandemic may be short term or may last for an extended period of time, and in either case could result in a substantial economic downturn or recession.

*Non-Blockchain Technology Business Line Risk (NexGen Fund)* — Blockchain technology is a technology protocol and not a direct product or service that can be bought and sold for profit. All of the companies in the Index are engaged in primary lines of business whose revenue is derived from a product or service that may utilize or otherwise stand to benefit from blockchain technology, but not directly derived from the sale of blockchain technology. As such, financial operating results for each company in which the Fund invests are principally driven by the products and/or services that constitute each such company's primary business offerings. The Fund invests in companies with the ability to use blockchain technology to develop new business opportunities or make current operations more efficient, thereby affecting future profitability. There can be no assurance that blockchain technology will affect the primary lines of business in the Fund's portfolio companies to have a positive impact on a company's financial condition.

*Non-Diversification Risk (NexGen Fund)* — The Funds are non-diversified and, therefore, may invest a relatively high percentage of its assets in a limited number of issuers. Therefore, each Fund's performance may be more vulnerable to changes in the market value of a single issuer or group of issuers and more susceptible to risks associated with a single economic, political or regulatory occurrence than when the fund's invested assets are diversified. However, each Fund intends to satisfy the diversification requirements for qualifying as a RIC under Subchapter M of the Code.

*Options Risk (DIVCON Leaders Fund and DIVCON Defender Fund)* — Each Fund may utilize various options strategies, and, therefore, a Fund is subject to options risk. An option is a contract between two parties for the purchase and sale of a financial instrument for a specified price at any time during the option period. Unlike a futures contract, an option grants a right (not an obligation) to buy or sell a financial instrument. For example, an option on a futures contract gives the purchaser the right, in exchange for a premium, to assume a position in a futures contract at a specified exercise price during the term of the option. The seller of an uncovered call option assumes the risk of a theoretically unlimited increase in the market price of the underlying security above the exercise price of the option. The securities necessary to satisfy the exercise of the call option may be unavailable for purchase except at much higher prices. Purchasing securities to satisfy the exercise of the call option can itself cause the price of the securities to rise further, sometimes by a significant amount, thereby exacerbating the loss. The buyer of a call option assumes the risk of losing its entire premium invested in the call option. The seller (writer) of a put option that is covered (e.g., the writer has a short position in the underlying security) assumes the risk of an increase in the market price of the underlying security above the sales price (in establishing the short position) of the underlying security plus the premium received and gives up the opportunity for gain on the underlying security below the exercise price of the option. The seller of an uncovered put option assumes the risk of a decline in the market price of the underlying security below the exercise price of the option. The buyer of a put option assumes the risk of losing his entire premium invested in the put option.

*Sector Focus Risk (All Funds)* — A Fund may focus its investments in a limited number of issuers conducting business in the same sector. To the extent that a Fund's investments are focused in issuers conducting business in the same sector, the Fund is subject to legislative or regulatory changes, adverse market conditions and/or increased competition affecting that sector, which may adversely affect the Fund's performance. For information regarding a Fund's sector focus, please see the summary of the Fund's principal risks in the "Principal Risks" section of this prospectus.

*Short Sales Risk (DIVCON Defender Fund)* — Short sales are transactions in which the Fund sells a security it does not own. To complete a short sale, the Fund must borrow the security to deliver to the buyer. The Fund is then obligated to replace the borrowed security by purchasing the security at the market price at the time of replacement. This price may be more or less than the price at which the security was sold by the Fund and the Fund will incur a loss if the price of the security sold short increases between the time of the short sale and the time the Fund replaces the borrowed security. Because a borrowed security could theoretically increase in price without limitation, the loss associated with short selling is potentially unlimited.

This risk of unlimited loss is particularly heightened because the investment objective of the Fund is to seek long-term capital appreciation by tracking the performance, before fees and expenses, of its Index, and the Adviser may not exit a short position if doing so would cause the Fund not to achieve its investment objective.

In addition, the Fund may be subject to the costs of borrowing and margin account maintenance costs associated with the Fund's open short positions. The Fund also is obligated to pay the dividends and interest accruing on a short position, which is an expense to the Fund that could cause the Fund to lose money on the short sale and may negatively impact its performance.

*Small-Capitalization and Mid-Capitalization Securities Risk (NexGen Fund)* — The Fund is subject to the risk that small- and mid-capitalization stocks may underperform other segments of the equity market or the equity market as a whole. Small- and mid-capitalization companies may be more vulnerable than larger, more established organizations to adverse business or economic developments. Securities of small- and mid-capitalization companies may experience much more price volatility, greater spreads between their bid and ask prices, significantly lower trading volumes, and cyclical or static growth prospects. Small- and mid-capitalization companies often have limited product lines, markets or financial resources, and may therefore be more vulnerable to adverse developments than larger capitalization companies.

*Swap Agreements Risk (DIVCON Leaders Fund and DIVCON Defender Fund)* — The Fund may engage in swap transactions and is therefore subject to swap agreements risk. Swaps are agreements in which two parties agree to exchange future payments based on a rate, index, instrument or other asset at a predetermined amount. The risks of swaps include: (i) lack of liquidity; (ii) difficulty in obtaining an accurate value for the swaps; (iii) the risk that the counterparty to the swap will default or otherwise fail to honor or become delayed in its ability to honor its obligation; and (iv) the risk that the Fund may not be able to enter into a new swap agreement at a favorable price after a swap agreement to which it is currently a party expires or is terminated.

## Information about Portfolio Holdings

Information about the Funds' daily portfolio holdings is available at [www.sirenetfs.com](http://www.sirenetfs.com). In addition, a description of the Funds' policy and procedures with respect to the circumstances under which the Funds disclose their portfolio holdings is available in the Funds' SAI.

## Investment Adviser and Portfolio Manager

### Investment Adviser

SRN Advisors, LLC serves as the investment adviser to the Funds. The Adviser's principal place of business is located at 2600 Philmont Avenue, Suite 215, Huntingdon Valley, Pennsylvania 19006. As of June 30, 2022, the Adviser had approximately \$190.43 million in assets under management.

The Adviser has served as the investment adviser of each Fund since its inception in 2020. Subject to the supervision of the Board of Trustees (the "Board") of Siren ETF Trust (the "Trust") and pursuant to the terms of an investment advisory agreement between the Trust and the Adviser (the "Investment Advisory Agreement"), the Adviser is responsible for the general management and administration of the Funds and the day-to-day management of the Funds' investment programs. For its services to each Fund, the Adviser is entitled to a fee, which is calculated daily and paid monthly, at an annual rate of the average daily net assets of each Fund, as set forth below:

<u>Fund</u>	<u>Advisory Fee</u>
Siren DIVCON Leaders Dividend ETF .....	0.43%
Siren DIVCON Dividend Defender ETF .....	0.85%
Siren Nasdaq NexGen Economy ETF .....	0.68%

Under the Investment Advisory Agreement for the Funds, the Adviser is responsible for substantially all expenses of the Funds, including the cost of transfer agency, custody, fund administration, legal, audit and other services. The Adviser is not responsible for, and the Funds will bear the cost of, interest expense, taxes, brokerage expenses and other expenses connected with the execution of portfolio securities transactions, dividends and expenses associated with securities sold short, non-routine expenses and fees and expenses paid by the Trust under any plan adopted pursuant to Rule 12b-1 under the 1940 Act.

With respect to the DIVCON Defender Fund, the Adviser has contractually agreed to reduce fees and reimburse expenses to the extent necessary to keep aggregate interest expenses on securities sold short ("Expenses Associated with Short Sales Transactions") from exceeding 0.10% of the average daily net assets of the Fund until November 23, 2022 (the "Expense Limitation"). The Adviser may recover all or a portion of its fee reductions or expense reimbursements within a three-year period from the year in which it reduced its fee or reimbursed expenses if the Fund's Expenses Associated with Short Sales

Transactions are below the Expense Limitation. This agreement may be terminated: (i) by the Board for any reason at any time, or (ii) by the Adviser, upon ninety (90) days' prior written notice to the Trust, effective as of the close of business on November 23, 2022. The Adviser currently does not intend to renew this agreement after it terminates on November 23, 2022.

For the fiscal year ended March 31, 2022, each Fund paid the Adviser an advisory fee, as a percentage of the Fund's average daily net assets in the amounts listed in the table above, except that the DIVCON Defender Fund paid the Adviser a net (after waivers) advisory fee of 0.76% of the Fund's average daily net assets.

A discussion regarding the basis for the Board's approval of the Investment Advisory Agreement for the Funds is available in the Funds' annual report to shareholders dated March 31, 2022, which covers the period from April 1, 2021 to March 31, 2022.

### **Portfolio Manager**

Scott Freeze, President of the Adviser, serves as portfolio manager of the Funds. Mr. Freeze has been involved with ETFs since entering the financial services industry in the 1990s. Mr. Freeze founded the Adviser in 2019. Prior to founding the Adviser, he worked for The Vanguard Group as a Supervisor for Vanguard Brokerage Services before moving to Croix Securities in 2002 to develop an automated trading platform. Mr. Freeze worked at Knight Capital from 2003 to 2005 on the program/ETF desk and Miller Tabak from 2005 to 2008. Mr. Freeze founded Street One Financial in September 2009 to service institutional advisers with their ETF executions.

The SAI provides additional information about the portfolio manager's compensation, other accounts managed by the portfolio manager and his ownership, if any, of securities in the Funds.

## **Purchasing and Selling Fund Shares**

Fund shares are listed for secondary trading on a Fund's Exchange and individual Fund shares may only be purchased and sold in the secondary market through a broker-dealer. The secondary markets are closed on weekends and also are generally closed on the following holidays: New Year's Day, Dr. Martin Luther King, Jr. Day, Presidents' Day, Good Friday, Memorial Day (observed), Juneteenth National Independence Day, Labor Day, Thanksgiving Day and Christmas Day. An exchange may close early on the business day before certain holidays and on the day after Thanksgiving Day. Exchange holiday schedules are subject to change without notice. If you buy or sell Fund shares in the secondary market, you will pay the secondary market price for Fund shares. In addition, you may incur customary brokerage commissions and charges and may pay a bid-ask spread.

The trading prices of Fund shares will fluctuate continuously throughout trading hours based on market supply and demand rather than a Fund's NAV, which is calculated at the end of each business day (normally 4:00 p.m. Eastern time). Fund shares will trade on an exchange at prices that may be above (i.e., at a premium) or below (i.e., at a discount), to varying degrees, the daily NAV of Fund shares. The trading prices of Fund shares may deviate significantly from the Fund's NAV during periods of market volatility.

The NAV of a Fund's shares is equal to the Fund's total assets minus the Fund's total liabilities divided by the total number of shares outstanding. In calculating NAV, a Fund will value its assets at the current market prices when current market prices are readily available. If the market price for an asset is unavailable or a Fund believes that it is unreliable, such as when an asset's value has been materially affected by events occurring after the relevant market closes, the Fund prices those assets at fair value as determined in good faith using methods approved by the Board. Additional information on the method used to value the Funds' shares can be found in the "Determination of Net Asset Value" section of the SAI.

The Funds do not impose any restrictions on the frequency of purchases and redemptions; however, the Funds reserve the right to reject or limit purchases at any time as described in the SAI. When considering that no restriction or policy was necessary, the Board evaluated the risks posed by market timing activities, such as whether frequent purchases and redemptions would interfere with the efficient implementation of each Fund's investment strategy, or whether they would cause the Funds to experience increased transaction costs. The Board considered that, unlike traditional mutual funds, Fund shares are issued and redeemed only in large quantities of shares known as Creation Units, available only from a Fund directly, and that most trading in a Fund occurs on exchanges at prevailing market prices and does not involve the Fund directly. Given this structure, the Board determined that it is unlikely that (a) market timing would be attempted by a Fund's shareholders or (b) any attempts to market time a Fund by shareholders would result in negative impact to the Fund or its shareholders.

## **Dividends and Distributions**

Each of the DIVCON Leaders Fund and DIVCON Defender Fund intends to distribute its net investment income, if any, at least semi-annually and make distributions of its net realized capital gains, if any, annually. The NexGen Fund intends to distribute its net investment income, if any, at least quarterly and make distributions of its net realized capital gains, if any, annually. Brokers

may make available to their customers who also are Fund shareholders the Depository Trust Company book-entry reinvestment service. You should contact your broker to determine the availability and costs of this service. Brokers may require you to adhere to specific procedures and timetables. If this service is available and used, distributions of both income (which may include a return of capital) and net realized gains will be automatically reinvested in additional whole shares of a Fund purchased in the secondary market. Without this service, you would receive your distributions in cash.

## Taxes

The following is a summary of some important U.S. federal income tax issues that affect the Funds and their shareholders. The summary is based on current tax laws, which may be changed by legislative, judicial or administrative action. You should not consider this summary to be a comprehensive explanation of the tax treatment of the Funds, or the tax consequences of an investment in a Fund. More information about taxes is located in the SAI. You are urged to consult your tax adviser regarding specific questions as to federal, state and local income taxes.

### Tax Status of the Funds

Each Fund has elected and intends to qualify each year for the special tax treatment afforded to a RIC under the Code. If a Fund meets certain minimum distribution requirements, as a RIC it is not subject to tax at the fund level on income and gains from investments that are timely distributed to shareholders. However, if a Fund fails to qualify as a RIC or to meet minimum distribution requirements it would result in fund-level taxation (if certain relief provisions were not available) and consequently a reduction in income available for distribution to shareholders.

Unless you are a tax-exempt entity or your investment in Fund shares is made through a tax-deferred retirement account, such as an individual retirement account, you need to be aware of the possible tax consequences when a Fund makes distributions, you sell Fund shares and you purchase or redeem Creation Units (institutional investors only).

### Tax Status of Distributions

- Each Fund intends to distribute each year substantially all of its net investment income and net capital gains income.
- Dividends and distributions are generally taxable to you whether you receive them in cash or in additional shares.
- The income dividends you receive from a Fund may be taxed as either ordinary income or “qualified dividend income.” Dividends that are reported by a Fund as qualified dividend income are generally taxable to non-corporate shareholders at a maximum tax rate currently set at 20% (lower rates apply to individuals in lower tax brackets). Qualified dividend income generally is income derived from dividends paid to a Fund by U.S. corporations or certain foreign corporations that are either incorporated in a U.S. possession or eligible for tax benefits under certain U.S. income tax treaties. In addition, dividends that a Fund receives in respect of stock of certain foreign corporations may be qualified dividend income if that stock is readily tradable on an established U.S. securities market. For such dividends to be taxed as qualified dividend income to a non-corporate shareholder, a Fund must satisfy certain holding period requirements with respect to the underlying stock and the non-corporate shareholder must satisfy holding period requirements with respect to his or her ownership of the Fund’s shares. Holding periods may be suspended for these purposes for stock that is hedged. Distributions that a Fund receives from an underlying fund taxable as a RIC or from a REIT will be treated as qualified dividend income only to the extent so reported by such underlying fund or REIT. Certain of a Fund’s investment strategies may limit its ability to distribute dividends eligible to be treated as qualified dividend income.
- Taxes on distributions of capital gains (if any) are determined by how long a Fund owned the investments that generated them, rather than how long a shareholder has owned their shares. Sales of assets held by a Fund for more than one year generally result in long-term capital gains and losses, and sales of assets held by a Fund for one year or less generally result in short-term capital gains and losses. Distributions from a Fund’s short-term capital gains are generally taxable as ordinary income. Distributions from a Fund’s net capital gain (the excess of the Fund’s net long-term capital gains over its net short-term capital losses) are taxable as long-term capital gains regardless of how long you have owned your shares. For non-corporate shareholders, long-term capital gains are generally taxable at a maximum tax rate currently set at 20% (lower rates apply to individuals in lower tax brackets).
- Corporate shareholders may be entitled to a dividends received deduction for the portion of dividends they receive from a Fund that are attributable to dividends received by the Fund from U.S. corporations, subject to certain limitations. Certain of a Fund’s investment strategies may limit its ability to distribute dividends eligible for the dividends received deduction for corporations.



- In general, your distributions are subject to federal income tax for the year in which they are paid. However, distributions paid in January but declared by a Fund in October, November or December of the previous year payable to shareholders of record in such a month may be taxable to you in the previous year.
- You should note that if you purchase shares of a Fund just before a distribution, the purchase price would reflect the amount of the upcoming distribution. In this case, you would be taxed on the entire amount of the distribution received, even though, as an economic matter, the distribution simply constitutes a return of your investment. This is known as “buying a dividend” and generally should be avoided by taxable investors.
- A Fund (or your broker) will inform you of the amount of your ordinary income dividends, qualified dividend income, and net capital gain distributions shortly after the close of each calendar year.

### **Tax Status of Share Transactions**

Each sale of shares of a Fund or redemption of Creation Units will generally be a taxable event. Any capital gain or loss realized upon a sale of Fund shares is generally treated as a long-term gain or loss if the shares have been held for more than twelve months. Any capital gain or loss realized upon a sale of shares of a Fund held for twelve months or less is generally treated as short-term gain or loss. Any capital loss on the sale of shares of a Fund held for six months or less is treated as long-term capital loss to the extent distributions of long-term capital gain were paid (or treated as paid) with respect to such shares. Any loss realized on a sale will be disallowed to the extent shares of a Fund are acquired, including through reinvestment of dividends, within a 61-day period beginning 30 days before and ending 30 days after the disposition of shares. The ability to deduct capital losses may be limited.

An Authorized Participant who exchanges securities for Creation Units generally will recognize gain or loss from the exchange. The gain or loss will be equal to the difference between (i) the market value of the Creation Units at the time of the exchange plus any cash received in the exchange and (ii) the exchanger’s aggregate basis in the securities surrendered plus any cash paid for the Creation Units. An Authorized Participant who exchanges Creation Units for securities will generally recognize a gain or loss equal to the difference between (i) the exchanger’s basis in the Creation Units and (ii) the aggregate market value of the securities and the amount of cash received. The Internal Revenue Service (the “IRS”), however, may assert that a loss that is realized upon an exchange of securities for Creation Units may not be currently deducted under the rules governing “wash sales” (for a person who does not mark-to-market their holdings), or on the basis that there has been no significant change in economic position. Authorized Participants should consult their own tax advisor with respect to whether wash sales rules apply and when a loss might be deductible.

A Fund may include cash when paying the redemption price for Creation Units in addition to, or in place of, the delivery of a basket of securities. A Fund may be required to sell portfolio securities in order to obtain the cash needed to distribute redemption proceeds. This may cause the Fund to recognize investment income and/or capital gains or losses that it might not have recognized if it had completely satisfied the redemption in-kind. As a result, the Fund may be less tax efficient if it includes such a cash payment than if the in-kind redemption process was used.

### **Foreign Taxes**

To the extent a Fund invests in foreign securities, it may be subject to foreign withholding taxes with respect to dividends or interest the Fund received from sources in foreign countries. Tax conventions between certain countries and the United States may reduce or eliminate these taxes. If more than 50% of the total assets of a Fund consist of foreign securities, the Fund will be eligible to elect to treat some of those taxes as a distribution to shareholders, which would allow shareholders to offset some of their U.S. federal income tax. The Fund (or your broker) will notify you if it makes such an election and provide you with the information necessary to reflect foreign taxes paid on your income tax return.

### **Net Investment Income Tax**

U.S. individuals with income exceeding \$200,000 (\$250,000 if married and filing jointly) are subject to a 3.8% tax on all or a portion of their “net investment income,” which includes interest, dividends, and certain capital gains (including certain capital gain distributions and capital gains realized on the sale of shares of a Fund). This 3.8% tax also applies to all or a portion of the undistributed net investment income of certain shareholders that are estates and trusts.

### **Non-U.S. Investors**

If you are a nonresident alien individual or a foreign corporation, trust or estate, (i) a Fund’s ordinary income dividends will generally be subject to a 30% U.S. withholding tax, unless a lower treaty rate applies, but (ii) gains from the sale or other disposition of shares of the Fund generally are not subject to U.S. taxation, unless you are a nonresident alien individual who is physically present in the U.S. for 183 days or more per year. A Fund may, under certain circumstances, report all or a portion of

a dividend as an “interest-related dividend” or a “short-term capital gain dividend,” which would generally be exempt from this 30% U.S. withholding tax, provided certain other requirements are met. Non-U.S. shareholders who fail to provide an applicable IRS form may be subject to backup withholding on certain payments from a Fund. Backup withholding will not be applied to payments that are subject to the 30% (or lower applicable treaty rate) withholding tax described in this paragraph. Different tax consequences may result if you are a foreign shareholder engaged in a trade or business within the United States or if you are a foreign shareholder entitled to claim the benefits of a tax treaty.

### **Backup Withholding**

A Fund (or financial intermediaries, such as brokers, through which shareholders own Fund shares) generally is required to withhold and to remit to the U.S. Treasury a percentage of the taxable distributions and the sale or redemption proceeds paid to any shareholder who fails to properly furnish a correct taxpayer identification number, who has under-reported dividend or interest income, or who fails to certify that he, she or it is not subject to such withholding. The backup withholding rate is 24%. Backup withholding will not, however, be applied to payments that have been subject to the 30% withholding tax applicable to shareholders who are neither citizens nor residents of the United States.

The foregoing discussion summarizes some of the consequences under current federal tax law of an investment in the Funds. It is not a substitute for personal tax advice. Consult your personal tax advisor about the potential U.S. federal income tax consequences of an investment in the Funds under all applicable tax laws.

More information about taxes is in the SAI.

## **Distribution of Fund Shares**

### **Distributor**

Forside Financial Services, LLC (the “Distributor”) serves as distributor of the Funds. The Distributor does not distribute Fund shares in less than creation units, nor does it maintain a secondary market in Fund shares. The Distributor may enter into selected dealer agreements with other broker-dealers or other qualified financial institutions for the sale of creation units of Fund shares.

### **Distribution and Service Plan**

The Board has adopted a distribution and service plan (the “Plan”) pursuant to Rule 12b-1 under the 1940 Act. Under the Plan, each Fund is authorized to pay fees in connection with the sale and distribution of the Fund’s shares in an amount up to 0.25% of the Fund’s average daily net assets each year. The implementation of any such payments would have to be approved by the Board prior to implementation. Because these fees would be paid out of the Fund’s assets on an ongoing basis, if payments are made in the future, these fees will increase the cost of your investment and may cost you more over time.

## **Investments by Other Investment Companies**

Each Fund is an investment company registered under the 1940 Act, and the acquisition of its shares by other investment companies is subject to the restrictions of Section 12(d)(1) of the 1940 Act, except as permitted by SEC rules or in an SEC exemptive order allowing investment companies to invest in Fund shares beyond the limits of Section 12(d)(1), subject to certain terms and conditions.

## **Indexes/Trademark Licenses/Disclaimers**

Reality Shares is not affiliated with the Trust, the Adviser or any of their respective affiliates. The Adviser (Licensee) has entered into a license agreement with Reality Shares pursuant to which the Adviser pays a fee to use the Indexes. The Adviser is sub-licensing rights to the Indexes to the Funds at no charge.

Reality Shares and the Indexes are trademarks of Reality Shares, Inc. (“Licensor”) and have been licensed for use by SRN Advisors, LLC (“Licensee”). Licensee’s Siren DIVCON Leaders Dividend ETF, Siren DIVCON Dividend Defender ETF and Siren Nasdaq NexGen Economy ETF are not sponsored, endorsed, sold or promoted by Licensor, and Licensor makes no representation regarding the advisability of trading in such products.

The NexGen Fund is not sponsored, endorsed, sold or promoted by Nasdaq or its affiliates (Nasdaq, with its affiliates, are referred to as the “Corporations”). The Corporations have not passed on the legality or suitability of, or the accuracy or adequacy of descriptions and disclosures relating to, the NexGen Fund. The Corporations make no representation or warranty, express or implied to the owners of the NexGen Fund or any member of the public regarding the advisability of investing in securities

generally or in the NexGen Fund particularly. The Corporations' only relationship to Reality Shares, Inc. ("Licensee") is in the licensing of the Nasdaq® trade names and trademarks, and certain trade names of the Corporations. The Corporations are not responsible for and have not participated in the determination of the timing of, prices at, or quantities of the NexGen Fund to be issued or in the determination or calculation of the equation by which the NexGen Fund is to be converted into cash. The Corporations have no liability in connection with the administration, marketing or trading of the NexGen Fund.

The Adviser does not guarantee the quality, accuracy and/or the completeness of the Indexes or any data included therein and the Adviser shall have no liability for any errors, omissions or interruptions therein.

## **Financial Highlights**

The tables that follow present performance information about the Funds. This information is intended to help you understand each Fund's financial performance for the period of the Fund's operations. Certain information reflects financial results for a single Fund share. The total returns in the tables represent the rate that an investor would have earned (or lost) on an investment in a Fund (assuming reinvestment of all dividends and distributions).

The information provided below for each Fund for the fiscal period from November 1, 2020 to March 31, 2021 and the fiscal year ended March 31, 2022 has been audited by BBD, LLP, independent registered public accounting firm for the Funds. The financial statements for the fiscal period from November 1, 2020 to March 31, 2021 and the fiscal year ended March 31, 2022 and the unqualified opinion of BBD, LLP are included in the 2022 Annual Report of the Funds, which is available upon request by calling the Funds at (866) 829-5457.

The information shown below for the fiscal periods ended October 31, 2017, October 31, 2018, October 31, 2019 and October 31, 2020 is that of the Predecessor Leaders Fund, Predecessor Defender Fund and Predecessor NexGen Fund. The information for the fiscal periods ended October 31, 2017, October 31, 2018, October 31, 2019 and October 31, 2020 have been audited by the independent registered public accounting firm for the Predecessor Leaders Fund, Predecessor Defender Fund, and the Predecessor NexGen Fund, whose reports reflected unqualified audit opinions.

## Siren DIVCON Leaders Dividend ETF

### Financial Highlights

For a share outstanding throughout each year/period presented.

	For the Year Ended March 31, 2022	For the Period November 1, 2020 <sup>(1)</sup> to March 31, 2021	For the Year Ended October 31, 2020	For the Year Ended October 31, 2019	For the Year Ended October 31, 2018	For the Year Ended October 31, 2017
<b>Net Asset Value, Beginning of Period</b>	<b>\$ 49.67</b>	<b>\$ 42.71</b>	<b>\$ 36.27</b>	<b>\$ 31.76</b>	<b>\$ 29.98</b>	<b>\$ 24.36</b>
<b>INCOME FROM INVESTMENT OPERATIONS:</b>						
Net investment income <sup>(2)</sup>	0.45	0.21	0.37	0.50	0.39	0.33
Net realized and unrealized gain on investments	5.89	7.00	6.46	4.51	1.77	5.57
<b>Total Income from Investment Operations</b>	<b>6.34</b>	<b>7.21</b>	<b>6.83</b>	<b>5.01</b>	<b>2.16</b>	<b>5.90</b>
<b>LESS DISTRIBUTIONS:</b>						
From net investment income	(0.42)	(0.25)	(0.39)	(0.50)	(0.36)	(0.28)
From net realized gain on investments	(0.67)	—	—	— <sup>(3)</sup>	(0.02)	—
<b>Total Distributions</b>	<b>(1.09)</b>	<b>(0.25)</b>	<b>(0.39)</b>	<b>(0.50)</b>	<b>(0.38)</b>	<b>(0.28)</b>
<b>Net Asset Value, End of Period</b>	<b>\$ 54.92</b>	<b>\$ 49.67</b>	<b>\$ 42.71</b>	<b>\$ 36.27</b>	<b>\$ 31.76</b>	<b>\$ 29.98</b>
<b>Total Return</b>						
Net Asset Value <sup>(4)</sup>	12.68%	16.91% <sup>(6)</sup>	18.98%	15.95%	7.19%	24.29%
Market Value <sup>(5)</sup>	12.75%	17.39% <sup>(6)</sup>				
<b>SUPPLEMENTAL DATA AND RATIOS:</b>						
Net assets, end of period (in thousands)	\$ 56,294	\$ 39,737	\$ 35,238	\$ 31,735	\$ 45,257	\$ 29,229
Ratio of expenses to average net assets	0.43%	0.43% <sup>(7)</sup>	0.43%	0.43%	0.43%	0.43%
Ratio of net investment income to average net assets	0.81%	1.09% <sup>(7)</sup>	0.92%	1.50%	1.18%	1.18%
Portfolio turnover rate <sup>(8)</sup>	66.42% <sup>(9)</sup>	47.34% <sup>(6),(9)</sup>	1.81%	65.52% <sup>(9)</sup>	0.26%	3.35%

<sup>(1)</sup> The Board of Trustees elected to change the Fund's fiscal year end to March 31 from October 31.

<sup>(2)</sup> Per share net investment income has been calculated using the daily average share method.

<sup>(3)</sup> Less than 0.001.

<sup>(4)</sup> Net asset value total return is calculated assuming an initial investment made at the net asset value at the beginning of the period, reinvestment of all dividends and distributions at net asset value during the period and redemption on the last day of the period at net asset value.

<sup>(5)</sup> Market value total return is calculated assuming an initial investment made at market value at the beginning of the period, reinvestment of all dividends and distributions at net asset value during the period and redemption on the last day of the period at market value. The market value is determined by the mid point of the bid/ask spread at 4:00 p.m. EST from the Cboe BZX Exchange, Inc. Market value returns may vary from net asset value returns.

<sup>(6)</sup> Not annualized.

<sup>(7)</sup> Annualized.

<sup>(8)</sup> Portfolio turnover rate excludes securities received or delivered in-kind.

<sup>(9)</sup> During the year/period, the Fund underwent a portfolio re-balancing. As a result, investment transactions were increased during the period, which caused a higher than normal turnover.

# Siren DIVCON Dividend Defender ETF

## Financial Highlights

For a share outstanding throughout each year/period presented.

	For the Year Ended March 31, 2022	For the Period November 1, 2020 <sup>(1)</sup> to March 31, 2021	For the Year Ended October 31, 2020	For the Year Ended October 31, 2019	For the Year Ended October 31, 2018	For the Year Ended October 31, 2017
<b>Net Asset Value, Beginning of Period</b>	<b>\$ 36.08</b>	<b>\$ 35.19</b>	<b>\$ 30.63</b>	<b>\$ 27.54</b>	<b>\$ 26.08</b>	<b>\$ 22.44</b>
<b>INCOME (LOSS) FROM INVESTMENT OPERATIONS:</b>						
Net investment income (loss) <sup>(2)</sup>	(0.19)	(0.02)	(0.22)	0.26	0.12	0.03
Net realized and unrealized gain on investments	1.05	0.91	4.85	3.09	1.41	3.61
<b>Total Income from Investment Operations</b>	<b>0.86</b>	<b>0.89</b>	<b>4.63</b>	<b>3.35</b>	<b>1.53</b>	<b>3.64</b>
<b>LESS DISTRIBUTIONS:</b>						
From net investment income	—	—	(0.07)	(0.26)	(0.07)	—
<b>Total Distributions</b>	<b>—</b>	<b>—</b>	<b>(0.07)</b>	<b>(0.26)</b>	<b>(0.07)</b>	<b>—</b>
<b>Net Asset Value, End of Period</b>	<b>\$ 36.94</b>	<b>\$ 36.08</b>	<b>\$ 35.19</b>	<b>\$ 30.63</b>	<b>\$ 27.54</b>	<b>\$ 26.08</b>
<b>Total Return</b>						
Net Asset Value <sup>(3)</sup>	2.37%	2.53% <sup>(5)</sup>	15.12%	12.22%	5.89%	16.23%
Market Value <sup>(4)</sup>	2.36%	2.36% <sup>(5)</sup>				
<b>SUPPLEMENTAL DATA AND RATIOS:</b>						
Net assets, end of period (in thousands)	\$ 33,430	\$ 37,163	\$ 47,686	\$ 6,126	\$ 5,509	\$ 3,912
Ratio of expenses to average net assets:						
Before waivers	1.74% <sup>(7)</sup>	1.60% <sup>(6),(7)</sup>	1.64% <sup>(9)</sup>	1.44% <sup>(9)</sup>	1.21% <sup>(9)</sup>	1.38% <sup>(9)</sup>
Net of waivers	1.65% <sup>(8)</sup>	1.49% <sup>(6),(8)</sup>	1.64% <sup>(9)</sup>	1.44% <sup>(9)</sup>	1.21% <sup>(9)</sup>	1.38% <sup>(9)</sup>
Ratio of net investment income to average net assets:						
Before waivers	(0.58%) <sup>(7)</sup>	(0.27%) <sup>(6),(7)</sup>	(0.65%)	0.89%	0.42%	0.11%
Net of waivers	(0.49%) <sup>(8)</sup>	(0.16%) <sup>(6),(8)</sup>	(0.65%)	0.89%	0.42%	0.11%
Portfolio turnover rate <sup>(10)</sup>	54.66% <sup>(11)</sup>	75.16% <sup>(5),(11)</sup>	23.34% <sup>(12)</sup>	57.30% <sup>(11)</sup>	36.94%	69.11%

<sup>(1)</sup> The Board of Trustees elected to change the Fund's fiscal year end to March 31 from October 31.

<sup>(2)</sup> Per share net investment income (loss) has been calculated using the daily average share method.

<sup>(3)</sup> Net asset value total return is calculated assuming an initial investment made at the net asset value at the beginning of the period, reinvestment of all dividends and distributions at net asset value during the period and redemption on the last day of the period at net asset value.

<sup>(4)</sup> Market value total return is calculated assuming an initial investment made at market value at the beginning of the period, reinvestment of all dividends and distributions at net asset value during the period and redemption on the last day of the period at market value. The market value is determined by the mid point of the bid/ask spread at 4:00 p.m. EST from the Cboe BZX Exchange, Inc. Market value returns may vary from net asset value returns.

<sup>(5)</sup> Not annualized.

<sup>(6)</sup> Annualized.

<sup>(7)</sup> Includes interest expense (borrowing fees) and dividend expense associated with short sale transactions. For the period ended March 31, 2021, interest expense (borrowing fees) and dividend expense were 0.21% and 0.53%, respectively. For the year ended March 31, 2022, interest expense (borrowing fees) and dividend expense were 0.19% and 0.70%, respectively.

- <sup>(8)</sup> Includes interest expense (borrowing fees) and dividend expense associated with short sale transactions. For the period ended March 31, 2021, interest expense (borrowing fees) and dividend expense were 0.10% and 0.53%, respectively. For the year ended March 31, 2022, interest expense (borrowing fees) and dividend expense were 0.10% and 0.70%, respectively. The Adviser has agreed to limit interest expense (borrowing fees) to 0.10% of the average daily net assets. See Note 5.
- <sup>(9)</sup> Includes interest expense (borrowing fees), rebates and dividend expense associated with short sale transactions. For the year ended October 31, 2020, interest expense (borrowing fees) and dividend expense were 0.05% and 0.74%, respectively. For the year ended October 31, 2019, the rebate and dividend expense were (0.39%) and 0.59%, respectively. For the year ended October 31, 2018, the rebate and dividend expense were (0.30%) and 0.66%, respectively. For the year ended October 31, 2017, the dividend expense was 0.53%.
- <sup>(10)</sup> Portfolio turnover rate excludes securities received or delivered in-kind.
- <sup>(11)</sup> During the period, the Fund underwent a portfolio re-balancing. As a result, investment transactions were increased during the period, which caused a higher than normal turnover.
- <sup>(12)</sup> Portfolio turnover rate excludes the purchase and sale of the Reality Shares DIVCON Dividend Guard ETF acquired on March 27, 2020. If these transactions were included, portfolio turnover would have been higher.

# Siren Nasdaq NexGen Economy ETF

## Financial Highlights

For a share outstanding throughout each year/period presented.

	For the Year Ended March 31, 2022	For the Period November 1, 2020 <sup>(1)</sup> to March 31, 2021	For the Year Ended October 31, 2020	For the Year Ended October 31, 2019	For the Period January 17, 2018 <sup>(2)</sup> to October 31, 2018
<b>Net Asset Value, Beginning of Period</b> .....	<b>\$ 47.89</b>	<b>\$ 33.08</b>	<b>\$ 24.03</b>	<b>\$ 21.19</b>	<b>\$ 24.00</b>
<b>INCOME (LOSS) FROM INVESTMENT OPERATIONS:</b>					
Net investment income <sup>(3)</sup> .....	0.24	0.12	0.29	0.34	0.21
Net realized and unrealized gain (loss) on investments	(10.66)	14.83	8.97	2.86	(2.86)
<b>Total Income (Loss) from Investment Operations</b> .....	<b>(10.42)</b>	<b>14.95</b>	<b>9.26</b>	<b>3.20</b>	<b>(2.65)</b>
<b>LESS DISTRIBUTIONS:</b>					
From net investment income .....	(0.20)	(0.14)	(0.21)	(0.36)	(0.16)
<b>Total Distributions</b> .....	<b>(0.20)</b>	<b>(0.14)</b>	<b>(0.21)</b>	<b>(0.36)</b>	<b>(0.16)</b>
<b>Net Asset Value, End of Period</b> .....	<b>\$ 37.27</b>	<b>\$ 47.89</b>	<b>\$ 33.08</b>	<b>\$ 24.03</b>	<b>\$ 21.19</b>
<b>Total Return</b>					
Net Asset Value <sup>(4)</sup> .....	(21.82%)	45.25% <sup>(6)</sup>	38.81%	15.24%	(11.09%) <sup>(6)</sup>
Market Value <sup>(5)</sup> .....	(22.59%)	45.76% <sup>(6)</sup>			
<b>SUPPLEMENTAL DATA AND RATIOS:</b>					
Net assets, end of period (in thousands) .....	\$ 193,803	\$ 301,688	\$ 128,195	\$ 67,277	\$ 86,348
Ratio of expenses to average net assets .....	0.68%	0.68% <sup>(7)</sup>	0.68%	0.68%	0.68% <sup>(7)</sup>
Ratio of net investment income to average net assets ...	0.53%	0.68% <sup>(7)</sup>	1.01%	1.51%	1.14% <sup>(7)</sup>
Portfolio turnover rate <sup>(8)</sup> .....	70.65% <sup>(9)</sup>	37.54% <sup>(6)</sup>	18.39%	20.72%	31.18% <sup>(6)</sup>

<sup>(1)</sup> The Board of Trustees elected to change the Fund's fiscal year end to March 31 from October 31.

<sup>(2)</sup> Commencement of operations.

<sup>(3)</sup> Per share net investment income has been calculated using the daily average share method.

<sup>(4)</sup> Net asset value total return is calculated assuming an initial investment made at the net asset value at the beginning of the period, reinvestment of all dividends and distributions at net asset value during the period and redemption on the last day of the period at net asset value.

<sup>(5)</sup> Market value total return is calculated assuming an initial investment made at market value at the beginning of the period, reinvestment of all dividends and distributions at net asset value during the period and redemption on the last day of the period at market value. The market value is determined by the mid point of the bid/ask spread at 4:00 p.m. EST from the NASDAQ Stock Market, LLC. Market value returns may vary from net asset value returns.

<sup>(6)</sup> Not annualized.

<sup>(7)</sup> Annualized.

<sup>(8)</sup> Portfolio turnover rate excludes securities received or delivered in-kind.

<sup>(9)</sup> During the fiscal year, the Fund underwent a portfolio re-balancing. As a result, investment transactions were increased during the period, which caused a higher than normal turnover.

# Siren ETF Trust

## **Investment Adviser**

SRN Advisors, LLC  
2600 Philmont Avenue, Suite 215  
Huntingdon Valley, Pennsylvania 19006

## **Distributor**

Foreside Financial Services, LLC  
Three Canal Plaza, Suite 100  
Portland, Maine 04101

## **Legal Counsel**

Morgan, Lewis & Bockius LLP  
1701 Market Street  
Philadelphia, Pennsylvania 19103

## **More information about the Funds is available, without charge, through the following:**

**Statement of Additional Information (the "SAI"):** The SAI, dated July 29, 2022, includes detailed information about the Funds. The SAI is on file with the SEC and is incorporated by reference into this prospectus. This means that the SAI, for legal purposes, is a part of this prospectus.

**Annual and Semi-Annual Reports:** These reports list the Funds' holdings and contain information from the Adviser about investment strategies, and recent market conditions and trends and their impact on Fund performance. The reports also contain detailed financial information about the Funds.

## **To Obtain an SAI, Annual or Semi-Annual Report, or More Information:**

**By Telephone:** (866) 829-5457

**By Mail:** 2600 Philmont Avenue, Suite 215, Huntingdon Valley, Pennsylvania 19006

**By Internet:** [www.sirenetfs.com](http://www.sirenetfs.com)

**From the SEC:** You can obtain reports as well as other information about the Funds from the EDGAR Database on the SEC's website at: <http://www.sec.gov>. You may also obtain this information, upon payment of a duplicating fee, by e-mailing the SEC at the following address: [publicinfo@sec.gov](mailto:publicinfo@sec.gov).

**The Trust's Investment Company Act registration number is 811-23502.**