

TerraCast

Site Furnishings

Office: 305-895-9525
Fax: 305-895-7879
www.TerracastSiteFurnishings.com

Site Furnishings Volume 13




Table of Contents

| | |
|--|-------|
| About Our Products..... | 2-3 |
| Multicolor Personalized Products | 4-7 |
| Personalized Benches | 8, 12 |
| Benches | 9-14 |
| Tables | 15-23 |
| Umbrellas/Table Accessories..... | 23 |
| Receptacles..... | 24-27 |
| Receptacle Accessories | 28 |
| Chairs..... | 29 |
| Wooden Products | 30-31 |
| Bleachers | 32 |
| Bike Racks..... | 33-34 |
| Grills..... | 35 |

16 Available Colors

| | |
|--|---|
|  |  |
| Black | Red |
|  |  |
| Orange | Yellow |
|  |  |
| Green | Black Green |
|  |  |
| Teal | Blue |
|  |  |
| Navy | Purple |
|  |  |
| Burgundy | Brown |
|  |  |
| Beige | Sandstone |
|  |  |
| Gray | Granite |

Our Thermoplastic Finish is Graffiti Proof



If spray paint is applied to the thermoplastic coating, it is very easy to remove using a common aerosol.



Simply spray WD-40™ on the offending graffiti; even a very heavy application like this...



...and watch as the dried paint is quickly eliminated from the surface in a few seconds.



One can. One cloth. No paint. It's simple and SAFE!

WD-40™ is a registered trademark of the WD-40 Company

Styles of Manufacture Available

Diamond Pattern



Diamond Pattern consists of 11 gauge vertical slats 1½" wide with ¾" spaces between. Diamond shapes criss-cross the vertical slats.

Expanded Metal



Expanded Metal is 9 gauge that forms a diamond pattern.

Perforated Metal



Perforated Metal is 11 gauge with ½" holes on staggered centers. Other hole sizes and shapes are available.

Welded Style



Welded Style refers to any pieces fabricated by hand welding individual steel strips.

Wire



Heavy-duty wire is criss-cross welded and formed to the shape of the product.

Rod



Rod style consists of ½" steel rods that are welded to their frame.

Personalized Bench Lettering Specs

Our personalized items have their wording cut out of the metal for all but the expanded metal standard benches. For that product, precut (*fixed size*) Swiss Caps metal letters are welded on to the bench before coating with thermoplastic. The tables below show the maximum number of letters we can place into the benches or receptacles.

We will provide a color proof for your review before manufacturing any custom product.



Standard Personalized Fonts

SANS BOLD

min. size - 2 3/4" x 3 1/2"

STENCIL

min. size - 3 1/2" x 3 1/2"





SERIF

min. size - 3 5/8" x 3 5/8"

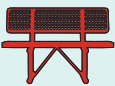
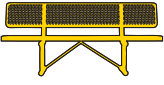


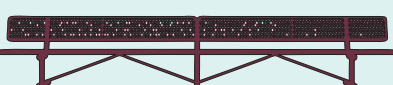
SWISS CAPS

exact size - 5 1/2" x 8" - for expanded metal benches only

Font Spacing on Rolled Form Benches

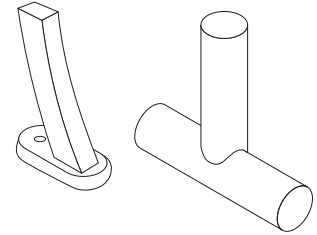
| Bench: | Maximum Number of Letters: |
|---|--|
|  Roll Formed Diamond Pattern 6 Ft. Bench | Sans Bold: 20 letters x 2 lines across Stencil/Serif: 16 letters x 2 lines across |
|  Roll Formed Diamond Pattern 8 Ft. Bench | Sans Bold: 30 letters x 2 lines across Stencil/Serif: 23 letters x 2 lines across |
|  Roll Formed Perforated 6 Ft. Bench | Sans Bold: 21 letters x 2 lines across Stencil/Serif: 16 letters x 2 lines across |
|  Roll Formed Perforated 8 Ft. Bench | Sans Bold: 32 letters x 2 lines across Stencil/Serif: 16 letters x 2 lines across |

Font Spacing on Standard Benches

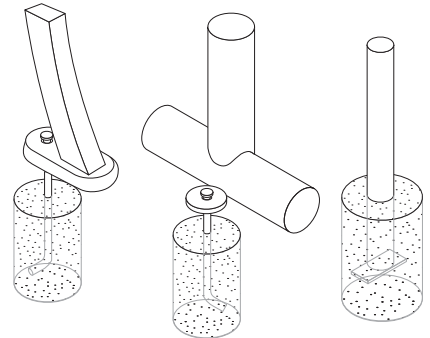
| Bench: | Maximum Number of Letters: |
|--|---|
|  Standard 4 Ft. Bench | Swiss Caps: 7 letters across Sans Bold: 8 letters x 2 lines across Stencil/Serif: 6 letters x 2 lines across |
|  Standard 6 Ft. Bench | Swiss Caps: 11 letters across Sans Bold: 15 letters x 2 lines across Stencil/Serif: 12 letters x 2 lines across |
|  Standard 8 Ft. Bench | Swiss Caps: 15 letters across Sans Bold: 22 letters x 2 lines across Stencil/Serif: 17 letters x 2 lines across |
|  Standard 10 Ft. Bench | Swiss Caps: 19 letters across Sans Bold: 30 letters x 2 lines across Stencil/Serif: 24 letters x 2 lines across |
|  Standard 15 Ft. Bench | Swiss Caps: 28 letters across Sans Bold: 44 letters x 2 lines across Stencil/Serif: 34 letters x 2 lines across |

Mounting Styles

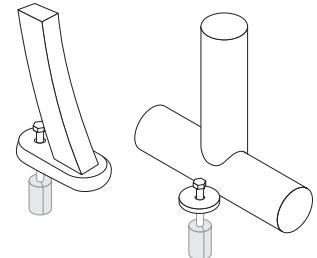
Portable



In-Ground



Surface Mount



Warranty: Our revolutionary thermoplastic coating is guaranteed for five years.

Payment Method: We accept Master Card, Visa, company checks, purchase orders or money orders.

Returns: No merchandise will be returned without first obtaining authorization from Terracast Products. Any authorized merchandise must be packed and in saleable condition to be accepted for return. A 20% re-stocking charge applies on all returns when the error is not the fault of Terracast Products.

Freight Carrier: All freight is shipped unassembled via UPS (if able) or common carrier. On all common carrier shipments the buyer is responsible for unloading. Lift gates are available at an additional charge.

Conditions of Sale: Prices and specifications are subject to change without notice and will be confirmed at the time of your order. State tax added where applicable.

NEW! - Deluxe Multi-Color Personalized Benches

Personalized Multicolor Diamond Pattern Bench



Terracast introduces multicolor benches.

Your logo will be easier to read when a contrasting color for your artwork and logo appears on your benches and trash receptacles.

For the first time, new technology allows Terracast to offer these products.

Proofs are available the same day for review before production is started.

We can adapt your artwork to the manufacturing process. Personalized benches are ideal for marketing any business or organization but are also suitable for lasting memorials of a more personal nature. The models listed below all feature a secondary color of your choice.

- ▶ Customized logo or words manufactured into the bench back
- ▶ Secondary color behind customized logo
- ▶ 11 Gauge steel
- ▶ Cast iron legs - 1 ½" wide by 1 ½" thick
- ▶ Thermoplastic finish
- ▶ Pre-drilled mounting holes

SEE MATCHING FURNITURE  pp. 7, 24, 27

| Model: | Description: | Weight: |
|--------|--|----------|
| MRFP4 | 4' Personalized Multicolor Diamond Pattern Bench | 241 lbs. |
| MRFP5 | 5' Personalized Multicolor Diamond Pattern Bench | 266 lbs. |
| MRFP6 | 6' Personalized Multicolor Diamond Pattern Bench | 293 lbs. |
| MRFP8 | 8' Personalized Multicolor Diamond Pattern Bench | 336 lbs. |

NEW! - Deluxe Multi-Color Personalized Benches

Personalized Multicolor Perforated Bench




pp. 15-23 pp. 7, 24 p. 29

This bench features a pattern of perforated holes to provide a clean, modern look. The contrasting color ensures your message is boldly displayed.

- ▶ Customized logo or words manufactured into the bench back
- ▶ Secondary color behind customized logo
- ▶ 11 Gauge steel
- ▶ Cast iron legs - 1 1/2" wide by 1 1/2" thick
- ▶ Thermoplastic finish
- ▶ Pre-drilled mounting holes

| Model: | Description: | Weight: |
|------------|---|----------|
| MRFP4-PERF | 4' Personalized Multicolor Perforated Bench | 261 lbs. |
| MRFP5-PERF | 5' Personalized Multicolor Perforated Bench | 286 lbs. |
| MRFP6-PERF | 6' Personalized Multicolor Perforated Bench | 313 lbs. |
| MRFP8-PERF | 8' Personalized Multicolor Perforated Bench | 356 lbs. |

Personalized Multicolor Perforated U-Leg Bench



pp. 15-23 pp. 7, 24 p. 29

Our Personalized Multicolor Perforated U-Leg Bench features our modern U-Leg design. The legs are made from a solid piece of 3" diameter 11 gauge steel pipe. The custom design in the back is set off by a secondary color of your choice.

- ▶ Customized logo or words manufactured into the bench back
- ▶ Secondary color behind customized logo
- ▶ 11 Gauge steel
- ▶ 3" 11 Gauge steel tubular legs
- ▶ Thermoplastic finish
- ▶ Pre-drilled mounting holes

| Model: | Description: | Weight: |
|--------------|---|----------|
| MULRF48-PERF | 4' Personalized Multicolor Perforated U-Leg Bench | 236 lbs. |
| MULRF72-PERF | 6' Personalized Multicolor Perforated U-Leg Bench | 278 lbs. |
| MULRF96-PERF | 8' Personalized Multicolor Perforated U-Leg Bench | 316 lbs. |

NEW! - Deluxe Multi-Color Personalized Benches

Personalized Multicolor Perforated Standard Bench



Our Personalized Multicolor Perforated Standard Bench features 11½" wide seats and backs.

- ▶ Customized logo or words manufactured into the bench back
- ▶ Secondary color behind customized logo
- ▶ Bench seat and back are 11½" wide
- ▶ 11 Gauge steel
- ▶ Black powder coated galvanized steel
- ▶ 2⅜" tubular legs
- ▶ Thermoplastic finish

pp. 15-23 pp. 7, 24 p. 29

| Model: | Description: | Weight: |
|----------------------------|--|-----------------|
| MPB6WBP/SM/IG-PERF | 6' Personalized Multicolor Perforated Bench | 188 lbs. |
| MPB8WBP/SM/IG-PERF | 8' Personalized Multicolor Perforated Bench | 226 lbs. |
| MPB10WBP/SM/IG-PERF | 10' Personalized Multicolor Perforated Bench | 279 lbs. |
| MPB15WBP/SM/IG-PERF | 15' Personalized Multicolor Perforated Bench | 400 lbs. |

* P = Portable / SM = Surface Mount / IG = In-Ground

Personalized Multicolor Perforated Player's Bench



Our Personalized Multicolor Perforated Player's Bench features a wider seat and back than our similar Standard Bench (shown above). This makes a larger space in which to place elaborate bench art.

- ▶ Customized logo or words manufactured into the bench back
- ▶ Secondary color behind customized logo
- ▶ Bench seat and back are 15" wide
- ▶ 11 Gauge steel
- ▶ Black powder coated galvanized steel
- ▶ 2⅜" tubular legs
- ▶ Thermoplastic finish

pp. 15-23 pp. 7, 24 p. 29

| Model: | Description: | Weight: |
|----------------------------|---|-----------------|
| MB6XPLP/SM/IG-PERF | 6 Personalized Multicolor Perforated Player's Bench | 235 lbs. |
| MB8XPLP/SM/IG-PERF | 8 Personalized Multicolor Perforated Player's Bench | 282 lbs. |
| MB10XPLP/SM/IG-PERF | 10' Personalized Multicolor Perforated Player's Bench | 350 lbs. |
| MB15XPLP/SM/IG-PERF | 15' Personalized Multicolor Perforated Player's Bench | 500 lbs. |

* P = Portable / SM = Surface Mount / IG = In-Ground

NEW! - Deluxe Multi-Color Personalized Receptacles

32 Gallon Personalized Multicolor Diamond Receptacle

32SML - see p. 28



MRF32DP

This receptacle matches our line of Diamond Pattern benches. It has a 17" x 11" diamond area on the front for personalization with a solid color behind it to bring out your design. The receptacle can be mounted through the tabs placed in the bottom inside rim or with one of our alternative receptacle mounts found on page 28.

- ▶ Customized logo or words manufactured into the receptacle
- ▶ Secondary color behind customized logo
- ▶ 11 Gauge steel
- ▶ Thermoplastic finish
- ▶ Pre-drilled mounting holes
- ▶ Lids/liners (as shown) sold separately

pp. 4, 8, 9, 14

| Model: | Description: | Weight: |
|---------|--|---------|
| MRF32DP | 32 Gal. Personalized Multicolor Diamond Receptacle | 87 lbs. |

32 Gallon Personalized Multicolor Perforated Receptacle

32SML - see p. 28



MPRF32PERF

We also offer a multicolored perforated receptacle to match our lineup of perforated benches and tables. If you have a large or elaborate logo, this receptacle offers the most space for your message. Nearly half of the receptacle's surface can be available for your design. The second color will assure that your message will be displayed to its fullest advantage.

- ▶ Customized logo or words manufactured into the receptacle
- ▶ Secondary color behind customized logo
- ▶ 11 Gauge steel
- ▶ Thermoplastic finish
- ▶ Pre-drilled mounting holes
- ▶ Lids/liners (as shown) sold separately

pp. 5, 6, 8, 10, 12 - 14 pp. 15 - 23 p. 29

| Model: | Description: | Weight: |
|------------|---|----------|
| MPRF32PERF | 32 Gal. Personalized Multicolor Perforated Receptacle | 110 lbs. |

Personalized Diamond Pattern Bench



Personalized benches feature custom wording and logos manufactured into the bench. The diamond pattern design matches our similar series of receptacles. These benches are right at home in a setting of downtown streetscapes, parks, schools, businesses or places of worship.

 pp. 7, 24, 27

| Model: | Description: | Weight: |
|-------------|---------------------------------------|----------|
| RFP4 | 4' Personalized Diamond Pattern Bench | 225 lbs. |
| RFP5 | 5' Personalized Diamond Pattern Bench | 245 lbs. |
| RFP6 | 6' Personalized Diamond Pattern Bench | 265 lbs. |
| RFP8 | 8' Personalized Diamond Pattern Bench | 300 lbs. |

- ▶ Customized logo or words manufactured into the bench back
- ▶ 11 Gauge steel
- ▶ Cast iron legs - 1 ½" wide by 1 ½" thick
- ▶ Thermoplastic finish
- ▶ Pre-drilled mounting holes

Personalized Perforated Bench



RFP4-PERF

Our personalized perforated bench features a pattern of ½" holes. Your words and logos can be manufactured into the metal of the bench.

 pp. 15 - 23  pp. 7, 24  p. 29

| Model: | Description: | Weight: |
|------------------|----------------------------------|----------|
| RFP4-PERF | 4' Personalized Perforated Bench | 245 lbs. |
| RFP5-PERF | 5' Personalized Perforated Bench | 265 lbs. |
| RFP6-PERF | 6' Personalized Perforated Bench | 285 lbs. |
| RFP8-PERF | 8' Personalized Perforated Bench | 320 lbs. |


- ▶ Customized logo or words manufactured into the bench back
- ▶ 11 Gauge perforated metal seat and back
- ▶ Cast iron legs - 1 ½" wide by 1 ½" thick
- ▶ Thermoplastic finish
- ▶ Pre-drilled mounting holes

Roll Formed Diamond Bench



Our classic diamond pattern bench is ideal for parks, schools and public spaces.

- ▶ 11 Gauge steel
- ▶ Cast iron legs - 1 ½" wide by 1 ½" thick
- ▶ Thermoplastic finish
- ▶ Pre-drilled mounting holes

 pp. 7, 24, 27

| Model: | Description: | Weight: |
|--------------|--------------------------|-----------------|
| RF48D | 4' Diamond Pattern Bench | 245 lbs. |
| RF72D | 6' Diamond Pattern Bench | 265 lbs. |
| RF96D | 8' Diamond Pattern Bench | 300 lbs. |

Armless Roll Formed Diamond Bench




Our classic diamond pattern bench is also available in this armless style.

- ▶ 11 Gauge steel
- ▶ Cast iron legs - 1 ½" wide by 1 ½" thick
- ▶ Thermoplastic finish
- ▶ Pre-drilled mounting holes

 pp. 7, 24, 27

| Model: | Description: | Weight: |
|----------------|----------------------------------|-----------------|
| RFNA48D | 4' Armless Diamond Pattern Bench | 220 lbs. |
| RFNA72D | 6' Armless Diamond Pattern Bench | 250 lbs. |
| RFNA96D | 8' Armless Diamond Pattern Bench | 285 lbs. |

Roll Formed Ring Bench



Terracast has developed a new ring pattern bench to match our existing SC32 ring receptacle (see p. 26). The ring motif carries through on both fixtures and provides opportunity to match the receptacle to a bench. This bench is available in 4, 6 and 8 foot lengths and will add color to any park or streetscape.

- ▶ 11 Gauge steel
- ▶ Cast iron legs - 1 ½" wide by 1 ½" thick
- ▶ Thermoplastic finish
- ▶ Pre-drilled mounting holes

 p. 26

| Model: | Description: | Weight: |
|--------------|-----------------------|-----------------|
| RFR48 | 4' Ring Pattern Bench | 245 lbs. |
| RFR72 | 6' Ring Pattern Bench | 265 lbs. |
| RFR96 | 8' Ring Pattern Bench | 300 lbs. |

Northgate Bench



The Northgate bench has an arched back design.

- ▶ 1 1/4" Steel ribs - 1/4" thick
- ▶ Cast iron legs - 2" wide by 1" thick
- ▶ Thermoplastic finish
- ▶ Pre-drilled mounting holes

pp. 26 - 27 p. 29

| Model: | Description: | Weight: |
|--------|--------------------|----------|
| NG4 | 4' Northgate Bench | 220 lbs. |
| NG5 | 5' Northgate Bench | 240 lbs. |
| NG6 | 6' Northgate Bench | 260 lbs. |
| NG8 | 8' Northgate Bench | 360 lbs. |

Oglethorpe Bench




The Oglethorpe bench has a straight back design.

- ▶ 1 1/4" Steel ribs - 1/4" thick
- ▶ Cast iron legs - 2" wide by 1" thick
- ▶ Thermoplastic finish
- ▶ Pre-drilled mounting holes

pp. 26 - 27 p. 29

| Model: | Description: | Weight: |
|--------|---------------------|----------|
| OG4 | 4' Oglethorpe Bench | 220 lbs. |
| OG5 | 5' Oglethorpe Bench | 240 lbs. |
| OG6 | 6' Oglethorpe Bench | 260 lbs. |
| OG8 | 8' Oglethorpe Bench | 360 lbs. |

Roll Formed Perforated Bench



Our perforated bench is available in 4, 6 and 8 foot lengths.

- ▶ 11 Gauge perforated metal seat and back
- ▶ Cast iron legs - 1 1/2" wide by 1 1/2" thick
- ▶ Thermoplastic finish
- ▶ Pre-drilled mounting holes

pp. 15 - 23 pp. 7, 24 p. 29

| Model: | Description: | Weight: |
|-----------|---------------------------------|----------|
| RF48-PERF | 4' Perforated Roll Formed Bench | 245 lbs. |
| RF72-PERF | 6' Perforated Roll Formed Bench | 285 lbs. |
| RF96-PERF | 8' Perforated Roll Formed Bench | 320 lbs. |

U-Leg Perforated Bench



Our perforated bench is also available in this U-Leg style.

- ▶ 11 Gauge perforated metal seat and back
- ▶ 3" 11 Gauge tubular steel legs
- ▶ Thermoplastic finish
- ▶ Pre-drilled mounting holes

pp. 15 - 23 pp. 7, 24 p. 29

| Model: | Description: | Weight: |
|-------------|---------------------------|----------|
| ULRF48-PERF | 4' U-Leg Perforated Bench | 220 lbs. |
| ULRF72-PERF | 6' U-Leg Perforated Bench | 250 lbs. |
| ULRF96-PERF | 8' U-Leg Perforated Bench | 280 lbs. |

Roll Formed Wire Bench



Our welded wire bench offers outstanding value and durability with all the benefits of our thermoplastic finish.

- ▶ Welded wire seat
- ▶ Cast iron legs - 1 ½" wide by 1 ½" thick
- ▶ Thermoplastic finish
- ▶ Pre-drilled mounting holes



| Model: | Description: | Weight: |
|--------|----------------------|----------|
| WB72 | 6' Welded Wire Bench | 147 lbs. |

U-Leg Wire Bench




This bench features welded wire construction and is mounted on our U-Leg framework.

- ▶ Welded wire seat
- ▶ 3" 11 Gauge tubular steel legs
- ▶ Thermoplastic finish
- ▶ Pre-drilled mounting holes



| Model: | Description: | Weight: |
|--------|----------------------------|----------|
| ULWB72 | 6' U-Leg Welded Wire Bench | 200 lbs. |

Rod Bench



The heavy-duty steel rod bench is a blend of beauty, simplicity and strength.

- ▶ ½" Welded steel rod seat
- ▶ Thermoplastic finish
- ▶ Pre-drilled mounting holes



| Model: | Description: | Weight: |
|--------|--------------------|----------|
| RB48 | 4' Steel Rod Bench | 210 lbs. |
| RB72 | 6' Steel Rod Bench | 254 lbs. |

Memorial Plaque



MPL

Brass memorial plaques can be added to any of our benches for a lasting, beautiful and memorial.

- ▶ 4 ½" by 3 ½" - other sizes available
- ▶ Solid engraved brass

| Model: | Description: | Price: |
|--------|-----------------------|---------------------------------|
| MPL | Brass Memorial Plaque | call 1-800-633-8241 for a quote |

Personalized Standard Expanded Metal Bench With Back



PB8WBP

Anti-skateboard tabs available (see p. 23).

- ▶ 5 1/2" by 8" Steel letters are welded to the bench back
- ▶ 9 Gauge expanded metal seat and back
- ▶ Black powder coated galvanized steel 2 3/8" tubular legs
- ▶ Thermoplastic finish

 pp. 15 - 22  pp. 25 - 27

| Model: | Description: | Weight: |
|----------------|----------------------------------|----------|
| PB4WBP/SM/IG* | 4' Personalized Std. Exp. Bench | 144 lbs. |
| PB6WBP/SM/IG* | 6' Personalized Std. Exp. Bench | 150 lbs. |
| PB8WBP/SM/IG* | 8' Personalized Std. Exp. Bench | 180 lbs. |
| PB10WBP/SM/IG* | 10' Personalized Std. Exp. Bench | 228 lbs. |
| PB15WBP/SM/IG* | 15' Personalized Std. Exp. Bench | 318 lbs. |

* P = Portable / SM = Surface Mount / IG = In-Ground

Personalized Standard Perforated Bench With Back



PB8WBP-PERF

- ▶ Customized logo or words cut into the bench back
- ▶ 11 Gauge perforated metal seat and back
- ▶ Black powder coated galvanized steel 2 3/8" tubular legs
- ▶ Thermoplastic finish

 pp. 15 - 23  pp. 7, 24  p. 29

| Model: | Description: | Weight: |
|---------------------|-----------------------------------|----------|
| PB4WBP/SM/IG*-PERF | 4' Personalized Std. Perf. Bench | 155 lbs. |
| PB6WBP/SM/IG*-PERF | 6' Personalized Std. Perf. Bench | 160 lbs. |
| PB8WBP/SM/IG*-PERF | 8' Personalized Std. Perf. Bench | 190 lbs. |
| PB10WBP/SM/IG*-PERF | 10' Personalized Std. Perf. Bench | 238 lbs. |
| PB15WBP/SM/IG*-PERF | 15' Personalized Std. Perf. Bench | 338 lbs. |

* P = Portable / SM = Surface Mount / IG = In-Ground

Standard Expanded Metal Bench With Back



B6WBP

- ▶ 9 Gauge expanded metal seat and back
- ▶ Black powder coated galvanized steel 2 3/8" tubular legs
- ▶ Thermoplastic finish

 pp. 15 - 22  pp. 25 - 27

| Model: | Description: | Weight: |
|---------------|--------------------------------------|----------|
| B4WBP/SM/IG* | 4' Bench, with back - 12" wide seat | 144 lbs. |
| B6WBP/SM/IG* | 6' Bench, with back - 12" wide seat | 150 lbs. |
| B8WBP/SM/IG* | 8' Bench, with back - 12" wide seat | 180 lbs. |
| B10WBP/SM/IG* | 10' Bench, with back - 12" wide seat | 228 lbs. |
| B15WBP/SM/IG* | 15' Bench, with back - 12" wide seat | 318 lbs. |

* P = Portable / SM = Surface Mount / IG = In-Ground

Standard Perforated Bench With Back



B8WBP-PERF

- ▶ 11 Gauge perforated metal seat and back
- ▶ Black powder coated galvanized steel 2 3/8" tubular legs
- ▶ Thermoplastic finish

 pp. 15 - 23  pp. 7, 24  p. 29

| Model: | Description: | Weight: |
|--------------------|--------------------------------------|----------|
| B4WBP/SM/IG*-PERF | 4' Bench, with back - 12" wide seat | 155 lbs. |
| B6WBP/SM/IG*-PERF | 6' Bench, with back - 12" wide seat | 160 lbs. |
| B8WBP/SM/IG*-PERF | 8' Bench, with back - 12" wide seat | 190 lbs. |
| B10WBP/SM/IG*-PERF | 10' Bench, with back - 12" wide seat | 238 lbs. |
| B15WBP/SM/IG*-PERF | 15' Bench, with back - 12" wide seat | 338 lbs. |

* P = Portable / SM = Surface Mount / IG = In-Ground

Standard Expanded Metal Bench Without Back



- ▶ 9 Gauge expanded metal seat - 12" wide
- ▶ Black powder coated galvanized steel 2 3/8" tubular legs
- ▶ Thermoplastic finish

pp. 15 - 22 pp. 25 - 27

| Model: | Description: | Weight: |
|----------------------|------------------------------------|-----------------|
| B4XPP/SM/IG* | 4' Bench, no back - 12" wide seat | 70 lbs. |
| B6XPP/SM/IG* | 6' Bench, no back - 12" wide seat | 76 lbs. |
| B8XPP/SM/IG* | 8' Bench, no back - 12" wide seat | 94 lbs. |
| B10XPP/SM/IG* | 10' Bench, no back - 12" wide seat | 101 lbs. |
| B15XPP/SM/IG* | 15' Bench, no back - 12" wide seat | 170 lbs. |

* P = Portable / SM = Surface Mount / IG = In-Ground

Standard Perforated Bench Without Back



- ▶ 11 Gauge perforated metal seat - 12" wide
- ▶ Black powder coated galvanized steel 2 3/8" tubular legs
- ▶ Thermoplastic finish

pp. 15 - 23 pp. 7, 24 p. 29

| Model: | Description: | Weight: |
|---------------------------|------------------------------------|-----------------|
| B4XPP/SM/IG*-PERF | 4' Bench, no back - 12" wide seat | 80 lbs. |
| B6XPP/SM/IG*-PERF | 6' Bench, no back - 12" wide seat | 86 lbs. |
| B8XPP/SM/IG*-PERF | 8' Bench, no back - 12" wide seat | 104 lbs. |
| B10XPP/SM/IG*-PERF | 10' Bench, no back - 12" wide seat | 111 lbs. |
| B15XPP/SM/IG*-PERF | 15' Bench, no back - 12" wide seat | 180 lbs. |

* P = Portable / SM = Surface Mount / IG = In-Ground

Standard Expanded Metal Player's Bench Without Back



- ▶ 9 Gauge expanded metal seat - 15" wide
- ▶ Black powder coated galvanized steel 2 3/8" tubular legs
- ▶ Thermoplastic finish

pp. 15 - 22 pp. 25 - 27

| Model: | Description: | Weight: |
|-----------------------|------------------------------------|-----------------|
| B6XPLP/SM/IG* | 6' Bench, no back - 15" wide seat | 81 lbs. |
| B8XPLP/SM/IG* | 8' Bench, no back - 15" wide seat | 98 lbs. |
| B10XPLP/SM/IG* | 10' Bench, no back - 15" wide seat | 108 lbs. |
| B15XPLP/SM/IG* | 15' Bench, no back - 15" wide seat | 185 lbs. |

* P = Portable / SM = Surface Mount / IG = In-Ground

Standard Perforated Player's Bench Without Back



- ▶ 11 Gauge perforated metal seat - 15" wide
- ▶ Black powder coated galvanized steel 2 3/8" tubular legs
- ▶ Thermoplastic finish

pp. 7, 24 p. 29

| Model: | Description: | Weight: |
|----------------------|------------------------------------|-----------------|
| B6PLP/SM/IG* | 6' Bench, no back - 15" wide seat | 91 lbs. |
| B8PLP/SM/IG* | 8' Bench, no back - 15" wide seat | 108 lbs. |
| B10PLP/SM/IG* | 10' Bench, no back - 15" wide seat | 128 lbs. |
| B15PLP/SM/IG* | 15' Bench, no back - 15" wide seat | 206 lbs. |

* P = Portable / SM = Surface Mount / IG = In-Ground

Slatted Bench Without Back

- ▶ 11 Gauge steel
- ▶ Black powder coated steel legs - 4" wide by 3/8" thick
- ▶ Thermoplastic finish ▶ Pre-drilled mounting holes

| Model: | Description: | Weight: |
|--------------------|---------------------------|-----------------|
| B4SP/SM/IG* | 4' Slatted Bench, no back | 85 lbs. |
| B6SP/SM/IG* | 6' Slatted Bench, no back | 100 lbs. |
| B8SP/SM/IG* | 8' Slatted Bench, no back | 120 lbs. |

* P = Portable / SM = Surface Mount / IG = In-Ground



B6SSM

Diamond Bench Without Back

- ▶ 11 Gauge steel
- ▶ Cast iron legs - 1 1/2" wide by 1 1/2" thick
- ▶ Thermoplastic finish ▶ Pre-drilled mounting holes

| Model: | Description: | Weight: |
|--------------|---------------------------|-----------------|
| RFNB4 | 4' Diamond Bench, no back | 140 lbs. |
| RFNB5 | 5' Diamond Bench, no back | 150 lbs. |
| RFNB6 | 6' Diamond Bench, no back | 160 lbs. |




RFNB6

pp. 7, 24, 27

Perforated Bench Without Back

- ▶ 11 Gauge perforated metal seat
- ▶ Cast iron legs - 1 1/2" wide by 1 1/2" thick
- ▶ Thermoplastic finish ▶ Pre-drilled mounting holes

| Model: | Description: | Weight: |
|-------------------|------------------------------|-----------------|
| RFNB4-PERF | 4' Perforated Bench, no back | 155 lbs. |
| RFNB5-PERF | 5' Perforated Bench, no back | 165 lbs. |
| RFNB6-PERF | 6' Perforated Bench, no back | 175 lbs. |



RFNB5-PERF

pp. 15-23 pp. 7, 24 p. 29

U-Leg Perforated Bench Without Back

- ▶ 11 Gauge perforated metal seat
- ▶ 3" 11 Gauge tubular steel legs
- ▶ Thermoplastic finish ▶ Pre-drilled mounting holes

| Model: | Description: | Weight: |
|-------------------|------------------------------------|-----------------|
| ULNB4-PERF | 4' U-Leg Perforated Bench, no back | 110 lbs. |
| ULNB5-PERF | 5' U-Leg Perforated Bench, no back | 120 lbs. |
| ULNB6-PERF | 6' U-Leg Perforated Bench, no back | 130 lbs. |



ULNB6-PERF

pp. 15-23 pp. 7, 24 p. 29

U-Leg Wire Bench Without Back

- ▶ Welded wire seat construction
- ▶ 3" 11 Gauge tubular steel legs
- ▶ Thermoplastic finish ▶ Pre-drilled mounting holes

| Model: | Description: | Weight: |
|----------------|------------------------------|-----------------|
| ULWBNB4 | 4' U-Leg Wire Bench, no back | 100 lbs. |
| ULWBNB5 | 5' U-Leg Wire Bench, no back | 110 lbs. |
| ULWBNB6 | 6' U-Leg Wire Bench, no back | 120 lbs. |



ULWBNB6

p. 27

46" Square Expanded Metal Table



T46SQSM-ADA



UM80 -
see p. 23

T46SQP

Optional umbrella, leg protectors and skateboard tabs are available (see p. 23). All 46" tables are available in an ADA version.

- ▶ 9 Gauge expanded metal seats and top
- ▶ Black powder coated galvanized steel 2" tubular understructure
- ▶ Thermoplastic finish
- ▶ 1 3/4" Umbrella hole

pp. 12-13 pp. 25-27 p. 29

| Model: | Description: | Weight: |
|-------------------|--------------------------------|-----------------|
| T46SQP | 46" Square Portable Table | 265 lbs. |
| T46SQSM | 46" Square Surface Mount Table | 270 lbs. |
| T46SQIG | 46" Square In-Ground Table | 275 lbs. |
| T46SQP-ADA | 46" Square Table, 3 seats | 230 lbs. |

46" Square Perforated Table



T46SQP-PERF



UM80 -
see p. 23

T46SQSM-PERF

Optional umbrella, leg protectors and skateboard tabs are available (see p. 23). All 46" tables are available in an ADA version.

- ▶ 11 Gauge perforated metal seats and top
- ▶ Black powder coated galvanized steel 2" tubular understructure
- ▶ Thermoplastic finish
- ▶ 1 3/4" Umbrella hole

pp. 5, 6, 8, 10, 12-14 pp. 7, 24 p. 29

| Model: | Description: | Weight: |
|------------------------|---|-----------------|
| T46SQP-PERF | 46" Square Perforated Portable Table | 310 lbs. |
| T46SQSM-PERF | 46" Square Perforated Surface Mount Table | 315 lbs. |
| T46SQIG-PERF | 46" Square Perforated In-Ground Table | 320 lbs. |
| T46SQP-ADA-PERF | 46" Square Perforated Table, 3 seats | 275 lbs. |

46" Round Expanded Metal Table



T46ROSM

Optional umbrella, leg protectors and skateboard tabs are available (see p. 23). All 46" tables are available in an ADA version (see right).

- ▶ 9 Gauge expanded metal seats and top
- ▶ Black powder coated galvanized steel 2" tubular understructure
- ▶ Thermoplastic finish
- ▶ 1 3/4" Umbrella hole



UM80 -
see p. 23

T46ROP-ADA

pp. 12 - 13 pp. 25 - 27

| Model: | Description: | Weight: |
|------------|-------------------------------|----------|
| T46ROP | 46" Round Portable Table | 255 lbs. |
| T46ROSM | 46" Round Surface Mount Table | 260 lbs. |
| T46ROIG | 46" Round In-Ground Table | 265 lbs. |
| T46ROP-ADA | 46" Round Table, 3 seats | 220 lbs. |

46" Round Perforated Table



T46ROP-PERF

Optional umbrella, leg protectors and skateboard tabs are available (see p. 23). All 46" tables are available in an ADA version.

- ▶ 11 Gauge perforated metal seats and top
- ▶ Black powder coated galvanized steel 2" tubular understructure
- ▶ Thermoplastic finish
- ▶ 1 3/4" Umbrella hole



UM80 -
see p. 23


T46ROP-PERF

pp. 5, 6, 8, 10, 12 - 14 pp. 7, 24 p. 29

| Model: | Description: | Weight: |
|-----------------|--|----------|
| T46ROP-PERF | 46" Perforated Portable Round Table | 300 lbs. |
| T46ROSM-PERF | 46" Perforated Surface Mount Round Table | 305 lbs. |
| T46ROIG-PERF | 46" Perforated In-Ground Round Table | 310 lbs. |
| T46ROP-ADA-PERF | 46" Perforated Round Table, 3 seats | 230 lbs. |

46" Square Table with Bench Seats

- ▶ 9 Gauge expanded metal seats and top
- ▶ Black powder coated galvanized steel 2" tubular understructure
- ▶ Thermoplastic finish ▶ 1 3/4" Umbrella hole

| Model: | Description: | Weight: |
|-------------------|--|----------|
| S46WCP | 46" Square Portable, 4 bench seats | 255 lbs. |
| S46WCSM | 46" Square Surface Mount, 4 bench seats | 260 lbs. |
| S46WCIG | 46" Square In-Ground, 4 bench seats | 265 lbs. |
| S46WCP-ADA | 46" Square Portable Table, 3 bench seats  | 235 lbs. |

 pp. 12 - 13

 pp. 25 - 27




UM80 -
see p. 23



S46WC-ADA

36" Round Table with Chairs

- ▶ 9 Gauge expanded metal seats and top
- ▶ Black powder coated galvanized steel 2" tubular understructure
- ▶ Thermoplastic finish ▶ 1 3/4" Umbrella hole

| Model: | Description: | Weight: |
|------------------|--|----------|
| R36WCP | 36" Round Portable, 4 chairs | 235 lbs. |
| R36WCSM | 36" Round Surface Mount, 4 chairs | 240 lbs. |
| R36WCIG | 36" Round In-Ground, 4 chairs | 245 lbs. |
| R36WP-ADA | 36" Round Portable Table, 3 chairs  | 215 lbs. |

 pp. 12 - 13

 pp. 25 - 27



UM80 -
see p. 23

R36WCP

46" Round Table with Chairs

- ▶ 9 Gauge expanded metal seats and top
- ▶ Black powder coated galvanized steel 2" tubular understructure
- ▶ Thermoplastic finish ▶ 1 3/4" Umbrella hole

| Model: | Description: | Weight: |
|----------------|---|----------|
| R466SP | 46" Round Portable Table, 6 chairs | 300 lbs. |
| R466SSM | 46" Round Surface Mount Table, 6 chairs | 305 lbs. |
| R466SIG | 46" Round In-Ground Table, 6 chairs | 310 lbs. |

 pp. 12 - 13


 pp. 25 - 27



R466SP

46" Octagonal Expanded Metal Table

- ▶ 9 Gauge expanded metal seats and top
- ▶ Black powder coated galvanized steel 2" tubular understructure
- ▶ Thermoplastic finish ▶ 1 3/4" Umbrella hole

| Model: | Description: | Weight: |
|-------------------|--|----------|
| T460CTP | 46" Octagonal Portable Table | 235 lbs. |
| T460CTSM | 46" Octagonal Surface Mount Table | 240 lbs. |
| T460CTIG | 46" Octagonal In-Ground Table | 245 lbs. |
| T460CT-ADA | 46" Octagonal Table, 3 seats  | 215 lbs. |

 pp. 12 - 13


 pp. 25 - 27




T460CTP

46" Octagonal Perforated Table

- ▶ 11 Gauge perforated metal seats and top
- ▶ Black powder coated galvanized steel 2" tubular understructure
- ▶ Thermoplastic finish ▶ 1 3/4" Umbrella hole

| Model: | Description: | Weight: |
|------------------------|---|----------|
| T460CTP-PERF | 46" Octagonal Perforated Portable Table | 280 lbs. |
| T460CTSM-PERF | 46" Octagonal Perforated Surface Mount Table | 285 lbs. |
| T460CTIG-PERF | 46" Octagonal Perforated In-Ground Table | 290 lbs. |
| T460CT-ADA-PERF | 46" Octagonal Perforated Table, 3 seats  | 260 lbs. |

 pp. 5, 6, 8, 10, 12 - 14

 pp. 7, 24

 p. 29



T460CTP-PERF

46" Single Post Expanded Metal Round Table



RO46P-ADA

- ▶ 9 Gauge expanded metal seats and top
- ▶ Black powder coated galvanized steel understructure
- ▶ Thermoplastic finish
- ▶ 1 ¾" Umbrella hole

pp. 12 - 13 pp. 25 - 27

| Model: | Description: | Weight: |
|-----------|---|----------|
| RO46P | 46" Round Expanded Metal Table | 260 lbs. |
| RO46P-ADA | 46" Round Expanded Metal Table, 3 seats | 220 lbs. |

46" Single Post Perforated Round Table



RO46P-PERF

- ▶ 11 Gauge perforated metal seats and top
- ▶ Black powder coated galvanized steel understructure
- ▶ Thermoplastic finish
- ▶ 1 ¾" Umbrella hole

pp. 12 - 13 pp. 25 - 27 p. 29

| Model: | Description: | Weight: |
|----------------|-------------------------------------|----------|
| RO46P-PERF | 46" Round Perforated Table | 270 lbs. |
| RO46P-ADA-PERF | 46" Round Perforated Table, 3 seats | 230 lbs. |

46" Single Post Expanded Metal Square Table



SQ46P

- ▶ 9 Gauge expanded metal seats and top
- ▶ Black powder coated galvanized steel understructure
- ▶ Thermoplastic finish
- ▶ 1 ¾" Umbrella hole

pp. 5, 6, 8, 10, 12 - 14 pp. 7, 24

| Model: | Description: | Weight: |
|-----------|--|----------|
| SQ46P | 46" Square Expanded Metal Table | 265 lbs. |
| SQ46P-ADA | 46" Square Expanded Metal Table, 3 seats | 225 lbs. |

46" Single Post Perforated Square Table



SQ46P-PERF

- ▶ 11 Gauge perforated metal seats and top
- ▶ Black powder coated galvanized steel understructure
- ▶ Thermoplastic finish
- ▶ 1 ¾" Umbrella hole


pp. 5, 6, 8, 10, 12 - 14 pp. 7, 24 p. 29

| Model: | Description: | Weight: |
|----------------|--------------------------------------|----------|
| SQ46P-PERF | 46" Square Perforated Table | 275 lbs. |
| SQ46P-ADA-PERF | 46" Square Perforated Table, 3 seats | 235 lbs. |

Standard Expanded Metal Picnic Tables

Our standard picnic tables have plenty of room to seat large parties. Our weatherproof thermoplastic coating provides years of attractive usage. Anti-skateboard tabs available (see p. 23). Eight foot lengths are available in an ADA version.

- ▶ 9 Gauge expanded metal seats and top
- ▶ Black powder coated galvanized steel 2 3/8" tubular legs
- ▶ Thermoplastic finish
- ▶ Available in sizes from 4 to 12 feet in length





T8XPSM



T12XPP

pp. 12 - 13 pp. 25 - 27

| Model: | Description: | Weight: |
|------------|---|----------|
| T4XPP | 4' Portable Picnic Table | 160 lbs. |
| T4XPSM | 4' Surface Mount Picnic Table | 165 lbs. |
| T4XPIG | 4' In-Ground Picnic Table | 170 lbs. |
| T6XPP | 6' Portable Picnic Table | 210 lbs. |
| T6XPSM | 6' Surface Mount Picnic Table | 215 lbs. |
| T6XPIG | 6' In-Ground Picnic Table | 220 lbs. |
| T8XPP | 8' Portable Picnic Table | 280 lbs. |
| T8XPSM | 8' Surface Mount Picnic Table | 285 lbs. |
| T8XPIG | 8' In-Ground Picnic Table | 290 lbs. |
| T8XPP-ADA | 8' Portable ADA Picnic Table  | 270 lbs. |
| T8XPSM-ADA | 8' Surface Mount ADA Picnic Table  | 275 lbs. |
| T12XPP | 12' Portable Picnic Table | 440 lbs. |
| T12XPSM | 12' Surface Mount Picnic Table | 445 lbs. |
| T12XPIG | 12' In-Ground Picnic Table | 450 lbs. |


Standard Perforated Picnic Tables

We also offer standard picnic tables in our perforated style. Anti-skateboard tabs available (see p. 23). Eight foot lengths are available in an ADA version.

- ▶ 11 Gauge perforated metal seats and top
- ▶ Black powder coated galvanized steel 2 3/8" tubular legs
- ▶ Thermoplastic finish
- ▶ Available in sizes from 4 to 12 feet in length




T6XPP-PERF



T8XPP-PERF

pp. 5, 6, 8, 10, 12 - 14 pp. 7, 24 p. 29

| Model: | Description: | Weight: |
|----------------|--|----------|
| T4XPP-PERF | 4' Portable Picnic Table | 190 lbs. |
| T4XPSM-PERF | 4' Surface Mount Picnic Table | 195 lbs. |
| T4XPIG-PERF | 4' In-Ground Picnic Table | 200 lbs. |
| T6XPP-PERF | 6' Portable Picnic Table | 280 lbs. |
| T6XPSM-PERF | 6' Surface Mount Picnic Table | 285 lbs. |
| T6XPIG-PERF | 6' In-Ground Picnic Table | 290 lbs. |
| T8XPP-PERF | 8' Portable Picnic Table | 370 lbs. |
| T8XPSM-PERF | 8' Surface Mount Picnic Table | 375 lbs. |
| T8XPIG-PERF | 8' In-Ground Picnic Table | 380 lbs. |
| T8XPP-ADA-PERF | 8' Portable ADA Picnic Table  | 360 lbs. |
| T10XPP-PERF | 10' Portable Picnic Table | 450 lbs. |
| T10XPSM-PERF | 10' Surface Mount Picnic Table | 455 lbs. |
| T10XPIG-PERF | 10' In-Ground Picnic Table | 460 lbs. |
| T12XPP-PERF | 12' Portable Picnic Table | 510 lbs. |
| T12XPSM-PERF | 12' Surface Mount Picnic Table | 515 lbs. |
| T12XPIG-PERF | 12' In-Ground Picnic Table | 520 lbs. |

Expanded Metal Children's Tables Perforated Children's Tables

New Item!



T46ROP-CHILD



T46ROP-CHILD



T8XPP-CHILD

- ▶ Seats are 11 7/8" tall - the table is 24 1/2" tall
- ▶ 9 Gauge expanded metal seats and tops
- ▶ Black powder coated galvanized steel tubular legs - 2" for 46" tables and 2 3/8" for picnic tables
- ▶ Multicolored thermoplastic finish
- ▶ 1 3/4" Umbrella hole


pp. 12 - 13 pp. 25 - 27



T46ROP-CHILD-PERF



T46SQP-CHILD-PERF



T8XPP-CHILD-PERF

- ▶ Seats are 11 7/8" tall - the table is 24 1/2" tall
- ▶ 11 Gauge perforated metal seats and tops
- ▶ Black powder coated galvanized steel tubular legs - 2" for 46" tables and 2 3/8" for picnic tables
- ▶ Multicolored thermoplastic finish
- ▶ 1 3/4" Umbrella hole

pp. 5, 6, 8, 10, 12 - 14 pp. 7, 24 p. 29

| Model: | Description: | Weight: |
|-------------------------|---|----------|
| T46ROP-CHILD | 46" Round Portable, child's size | 250 lbs. |
| T46ROSM-CHILD | 46" Round Surface Mount, child's size | 255 lbs. |
| T46ROIG-CHILD | 46" Round In-Ground, child's size | 260 lbs. |
| T46ROP-ADA-CHILD | 46" Round Table, 3 seats - child's size | 215 lbs. |
| T46SQP-CHILD | 46" Square Portable, child's size | 260 lbs. |
| T46SQSM-CHILD | 46" Square Surface Mount, child's size | 265 lbs. |
| T46SQIG-CHILD | 46" Square In-Ground, child's size | 275 lbs. |
| T46SQP-ADA-CHILD | 46" Square Table, 3 seats - child's size | 225 lbs. |
| T6XPP-CHILD | 6' Picnic Portable, child's size | 205 lbs. |
| T6XPSM-CHILD | 6' Picnic Surface Mount, child's size | 210 lbs. |
| T6XPIG-CHILD | 6' Picnic In-Ground, child's size | 215 lbs. |
| T8XPP-CHILD | 8' Picnic Portable, child's size | 275 lbs. |
| T8XPSM-CHILD | 8' Picnic Surface Mount, child's size | 280 lbs. |
| T8XPIG-CHILD | 8' Picnic In-Ground, child's size | 285 lbs. |
| T8XPP-ADA-CHILD | 8' Picnic Portable, 6' seats - child's size | 265 lbs. |

| Model: | Description: | Weight: |
|------------------------------|---|----------|
| T46ROP-CHILD-PERF | 46" Round Portable, child's size | 295 lbs. |
| T46ROSM-CHILD-PERF | 46" Round Surface Mount, child's size | 300 lbs. |
| T46ROIG-CHILD-PERF | 46" Round In-Ground, child's size | 305 lbs. |
| T46ROP-ADA-CHILD-PERF | 46" Round Table, 3 seats - child's size | 225 lbs. |
| T46SQP-CHILD-PERF | 46" Square Portable, child's size | 305 lbs. |
| T46SQSM-CHILD-PERF | 46" Square Surface Mount, child's size | 310 lbs. |
| T46SQIG-CHILD-PERF | 46" Square In-Ground, child's size | 315 lbs. |
| T46SQP-ADA-CHILD-PERF | 46" Square Table, 3 seats - child's size | 235 lbs. |
| T6XPP-CHILD-PERF | 6' Picnic Portable, child's size | 275 lbs. |
| T6XPSM-CHILD-PERF | 6' Picnic Surface Mount, child's size | 280 lbs. |
| T6XPIG-CHILD-PERF | 6' Picnic In-Ground, child's size | 285 lbs. |
| T8XPP-CHILD-PERF | 8' Picnic Portable, child's size | 365 lbs. |
| T8XPSM-CHILD-PERF | 8' Picnic Surface Mount, child's size | 370 lbs. |
| T8XPIG-CHILD-PERF | 8' Picnic In-Ground, child's size | 375 lbs. |
| T8XPP-ADA-CHILD-PERF | 8' Picnic Portable, 6' seats - child's size | 355 lbs. |

Oval Expanded Metal Picnic Table



OPT72P

Anti-skateboard tabs available (see p. 23).

- ▶ 9 Gauge expanded metal seats and top
- ▶ Black powder coated galvanized steel 2 3/8" tubular legs
- ▶ Thermoplastic finish
- ▶ 1 3/4" Umbrella hole

pp. 12 - 13 pp. 25 - 27

| Model: | Description: | Weight: |
|----------------|------------------------------------|-----------------|
| OPT72P | 6' Oval Portable Picnic Table | 185 lbs. |
| OPT72SM | 6' Oval Surface Mount Picnic Table | 190 lbs. |
| OPT72IG | 6' Oval In-Ground Picnic Table | 195 lbs. |

Oval Perforated Metal Picnic Table



OPT72P-PERF

New Item!

Anti-skateboard tabs available (see p. 23).

- ▶ 11 Gauge perforated metal seats and top
- ▶ Black powder coated galvanized steel 2 3/8" tubular legs
- ▶ Thermoplastic finish
- ▶ 1 3/4" Umbrella hole

pp. 5, 6, 8, 10, 12 - 14 pp. 7, 24 p. 29

| Model: | Description: | Weight: |
|---------------------|------------------------------------|-----------------|
| OPT72P-PERF | 6' Oval Portable Picnic Table | 230 lbs. |
| OPT72SM-PERF | 6' Oval Surface Mount Picnic Table | 235 lbs. |
| OPT72IG-PERF | 6' Oval In-Ground Picnic Table | 240 lbs. |

Radial Edge Perforated Picnic Table



TRE8XPP-PERF



Terracast radial edge picnic table features extra style for placement in many environments.

- ▶ 11 Gauge perforated metal seats and top
- ▶ Black powder coated galvanized steel 2 3/8" tubular legs
- ▶ Thermoplastic finish

pp. 5, 6, 8, 10, 12 - 14 pp. 7, 24 p. 29

| Model: | Description: | Weight: |
|-----------------------|--|-----------------|
| TRE4XPP-PERF | 4' Radial Edge Portable Picnic Table | 210 lbs. |
| TRE4XPSM-PERF | 4' Radial Edge Surface Mount Picnic Table | 215 lbs. |
| TRE4XPIG-PERF | 4' Radial Edge In-Ground Picnic Table | 220 lbs. |
| TRE6XPP-PERF | 6' Radial Edge Portable Picnic Table | 255 lbs. |
| TRE6XPSM-PERF | 6' Radial Edge Surface Mount Picnic Table | 260 lbs. |
| TRE6XPIG-PERF | 6' Radial Edge In-Ground Picnic Table | 265 lbs. |
| TRE8XPP-PERF | 8' Radial Edge Portable Picnic Table | 310 lbs. |
| TRE8XPSM-PERF | 8' Radial Edge Surface Mount Picnic Table | 315 lbs. |
| TRE8XPIG-PERF | 8' Radial Edge In-Ground Picnic Table | 320 lbs. |
| TRE10XPP-PERF | 10' Radial Edge Portable Picnic Table | 375 lbs. |
| TRE10XPSM-PERF | 10' Radial Edge Surface Mount Picnic Table | 380 lbs. |
| TRE10XPIG-PERF | 10' Radial Edge In-Ground Picnic Table | 385 lbs. |

Single Post Expanded Metal Picnic Table



Single post style “floats” the table top and seats for superior ease of mowing underneath. Anti-skateboard tabs available (see p. 23).

- ▶ 9 Gauge expanded metal seats and top
- ▶ Black powder coated galvanized steel understructure
- ▶ Thermoplastic finish
- ▶ 4" Square pedestal mount leaves area under seats free

 pp. 12 - 13  pp. 25 - 27

| Model: | Description: | Weight: |
|-------------|--|-----------------|
| T14P | 4' Single Post Expanded Metal Picnic Table | 238 lbs. |
| T16P | 6' Single Post Expanded Metal Picnic Table | 356 lbs. |

Single Post Perforated Picnic Table



Anti-skateboard tabs available (see p. 23).

- ▶ 11 Gauge perforated metal seats and top
- ▶ Black powder-coated galvanized steel understructure
- ▶ Thermoplastic finish
- ▶ 4" Square pedestal mount leaves area under seats free

 pp. 5, 6, 8, 10, 12 - 14  pp. 7, 24  p. 29

| Model: | Description: | Weight: |
|-----------------|--|-----------------|
| T14-PERF | 4' Single Post Perforated Picnic Table | 268 lbs. |
| T16-PERF | 6' Single Post Perforated Picnic Table | 305 lbs. |


Permanent Mount Expanded Metal Picnic Table



This table mounts in the ground.

- ▶ 9 Gauge expanded metal seats and top
- ▶ Black powder coated galvanized steel understructure
- ▶ Thermoplastic finish
- ▶ Table set on 4" square posts and seats set on 3" square posts

 pp. 12 - 13  pp. 25 - 27

| Model: | Description: | Weight: |
|------------------|---|-----------------|
| T4XPM | 4' Permanent Mount Picnic Table | 170 lbs. |
| T6XPM | 6' Permanent Mount Picnic Table | 220 lbs. |
| T8XPM | 8' Permanent Mount Picnic Table | 290 lbs. |
| T8XPM-ADA | 8' Permanent Mount ADA Picnic Table  | 280 lbs. |


Permanent Mount Perforated Picnic Table



This table mounts in the ground.

- ▶ 11 Gauge perforated metal seats and top
- ▶ Black powder coated galvanized steel understructure
- ▶ Thermoplastic finish
- ▶ Table set on 4" square posts and seats set on 3" square posts

 pp. 5, 6, 8, 10, 12 - 14  pp. 7, 24  p. 29

| Model: | Description: | Weight: |
|-----------------------|---|-----------------|
| T4XPM-PERF | 4' Permanent Mount Picnic Table | 200 lbs. |
| T6XPM-PERF | 6' Permanent Mount Picnic Table | 290 lbs. |
| T8XPM-PERF | 8' Permanent Mount Picnic Table | 380 lbs. |
| T8XPM-ADA-PERF | 8' Permanent Mount Picnic Table  | 370 lbs. |

36" Perforated Pedestal Table

- ▶ Perforated metal top - 36" in diameter
- ▶ 11 Gauge steel construction
- ▶ Thermoplastic finish
- ▶ Stable pedestal base - 30" or 40" high
- ▶ 1 ¾" Umbrella hole

pp. 12 - 13 pp. 25 - 27 p. 29

| Model: | Description: | Weight: |
|---------|---|----------|
| 36TAB30 | 36" Perforated Pedestal Table - 30" (H) | 90 lbs. |
| 36TAB40 | 36" Perforated Pedestal Table - 40" (H) | 100 lbs. |

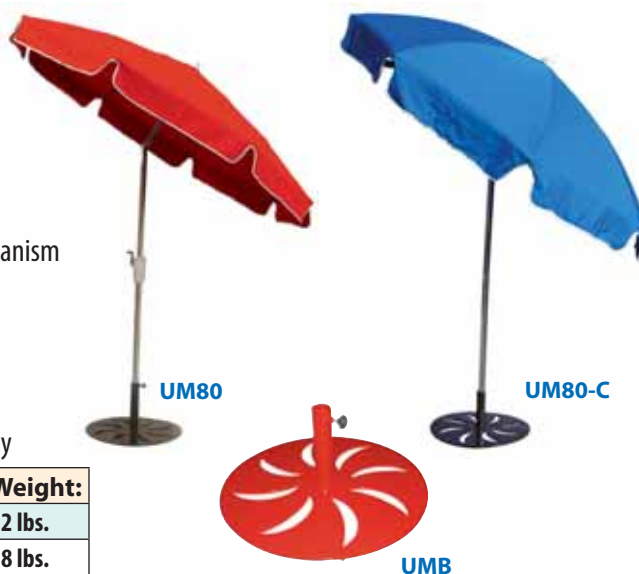


Umbrellas & Stand

Terracast now offers two styles of umbrella. The UM80 has a crank handle for easy opening and closing. The UM80-C is a commercial grade umbrella with a heavier strength pole and ribs that opens like a personal umbrella.

- ▶ Both models - 7 ½ Foot span when open
- ▶ Both models - 1 ½" diameter aluminum pole has tilt mechanism
- ▶ Both models - 10 Colors available (see right)
- ▶ UM80 - Crank handle opens the umbrella
- ▶ UM80-C - Umbrella pushes open
- ▶ UMB has thermoplastic finish
- ▶ UMB has large locking screw to secure umbrella pole tightly

| Model: | Description: | Weight: |
|--------|-------------------------|---------|
| UM80 | 90" Umbrella | 22 lbs. |
| UM80-C | 90" Commercial Umbrella | 28 lbs. |
| UMB | Umbrella Base | 50 lbs. |



| |
|----------|
| black |
| red |
| orange |
| yellow |
| green |
| blue |
| navy |
| burgundy |
| brown |
| beige |

Anti-Skateboard Tabs

These skateboard tabs keep skaters away from your tables and benches! Prevent skateboarders from "grinding" on the edge of your furniture.

- ▶ Available separately or as a pre-installed option from Terracast on purchases

| Model: | Description: | Weight: |
|--------|--------------|---------|
| SBT | Single Tab | 1 lb. |



Leg Protectors

These plastic skids fit all of the 36" and 46" tables on pages 15-17, 20.

- ▶ These fit any of our tables with a 2" tubular steel leg

pp. 15 - 17, 20

| Model: | Description: | Weight: |
|--------|------------------|---------|
| 8LP | 8 Leg Protectors | 10 lbs. |



32 Gallon Personalized Diamond Receptacle



32SML -
see p. 28

RF32DP

Our personalized diamond receptacle has a 17" x 11" diamond area for personalization.

- ▶ Customized logo or words cut into the 11 gauge steel
- ▶ Thermoplastic finish ▶ Pre-drilled mounting holes
- ▶ Lids/liners (as shown) sold separately

pp. 4, 8, 9, 14

| Model: | Description: | Weight: |
|--------|---|---------|
| RF32DP | 32 Gallon Personalized Diamond Receptacle | 80 lbs. |

32 Gallon Personalized Perforated Receptacle



32SML -
see p. 28

PRF32PERF

This receptacle offers the most space for your message.

- ▶ Customized logo or words cut into the 11 gauge perforated metal
- ▶ Thermoplastic finish ▶ Pre-drilled mounting holes
- ▶ Lids/liners (as shown) sold separately

pp. 5, 6, 8, 10, 12 - 14 pp. 15 - 23 p. 29

| Model: | Description: | Weight: |
|-----------|--|---------|
| PRF32PERF | 32 Gallon Personalized Perforated Receptacle | 95 lbs. |

32 Gallon Diamond Receptacle



32SML -
see p. 28

RF32D

This receptacle is a perfect match for our popular diamond pattern benches.

- ▶ 11 Gauge steel
- ▶ Thermoplastic finish ▶ Pre-drilled mounting holes
- ▶ Lids/liners (as shown) sold separately

pp. 4, 8, 9, 14

| Model: | Description: | Weight: |
|--------|------------------------------|---------|
| RF32D | 32 Gallon Diamond Receptacle | 80 lbs. |

32 Gallon Perforated Receptacle



32SML -
see p. 28

R32-PERF

This receptacle compliments our perforated items.

- ▶ 11 Gauge perforated metal
- ▶ Thermoplastic finish ▶ Pre-drilled mounting holes
- ▶ Lids/liners (as shown) sold separately

pp. 5, 6, 8, 10, 12 - 14 pp. 15 - 23 p. 29

| Model: | Description: | Weight: |
|----------|---------------------------------|---------|
| R32-PERF | 32 Gallon Perforated Receptacle | 95 lbs. |

32 Gallon Expanded Receptacle



Here's a receptacle to compliment our expanded metal tables and benches. Optional mounts available (see p. 28).

- ▶ 9 Gauge expanded metal
- ▶ Pre-drilled mounting holes
- ▶ Lids/liners (as shown) sold separately
- ▶ Thermoplastic finish

 pp. 12 - 13  pp. 15 - 23

| Model: | Description: | Weight: |
|--------------|-------------------------------------|----------------|
| 32EXP | 32 Gallon Expanded Metal Receptacle | 70 lbs. |

32 Gallon Square Expanded Receptacle



We offer a square expanded metal receptacle that comes complete as shown with a square liner and a removable arch lid. Optional mounts available (see p. 28).

- ▶ 9 Gauge expanded metal
- ▶ Pre-drilled mounting holes
- ▶ Lids/liners included
- ▶ Thermoplastic finish

 pp. 12 - 13  pp. 15 - 23

| Model: | Description: | Weight: |
|----------------|--|-----------------|
| 32SQEXP | 32 Gallon Square Expanded Metal Receptacle | 110 lbs. |

45 Gallon Receptacle



This receptacle can be fitted with the optional 55DDL lid on page 28.

- ▶ 9 Gauge steel
- ▶ Thermoplastic finish
- ▶ Drain holes in receptacle bottom

 pp. 12 - 13  pp. 15 - 23

| Model: | Description: | Weight: |
|-------------|----------------------|----------------|
| 45MX | 45 Gallon Receptacle | 50 lbs. |

45 Gallon Galvanized Receptacle



This receptacle can be fitted with the optional 55DDL lid on page 28.

- ▶ 9 Gauge steel
- ▶ Galvanized finish
- ▶ Drain holes in receptacle bottom

 pp. 12 - 13  pp. 15 - 23

| Model: | Description: | Weight: |
|---------------|---------------------------------|----------------|
| 45GALV | 45 Gallon Galvanized Receptacle | 50 lbs. |

55 Gallon Galvanized Expanded Receptacle



55GALV

This is the receptacle to choose for maximum fill with a 55 gal. volume.

- ▶ Our largest receptacle
- ▶ Pre-drilled mounting holes
- ▶ Optional 55DDL dome lid (see p. 28)
- ▶ Galvanized finish

 pp. 12 - 13  pp. 15 - 23

| Model: | Description: | Weight: |
|--------|-------------------------------|---------|
| 55GALV | 55 Gallon Expanded Receptacle | 48 lbs. |

32 Gallon Ring Receptacle



SC32-SML

The 32 gallon ring receptacle includes a liner and your choice of spun metal lid or ash bonnet complete as shown. Optional mounts available (see p. 28).

- ▶ Thermoplastic finish
- ▶ Spun metal lid and liner included
- ▶ Leveler mounts included

 p. 9

| Model: | Description: | Weight: |
|----------|---|----------|
| SC32-SML | 32 Gallon Ring Receptacle with spun metal lid | 180 lbs. |
| SC32-ABL | 32 Gallon Ring Receptacle with ash bonnet | 185 lbs. |

32 Gallon Receptacle



SR32-ABL

This 32 gallon welded receptacle includes a liner and your choice of spun metal lid or ash bonnet complete as shown. Optional mounts available (see p. 28).

- ▶ Thermoplastic finish
- ▶ Spun metal lid and liner included
- ▶ Leveler mounts included

 p. 10

| Model: | Description: | Weight: |
|----------|---|----------|
| SR32-SML | 32 Gallon Welded Receptacle with spun metal lid | 160 lbs. |
| SR32-ABL | 32 Gallon Welded Receptacle with ash bonnet | 165 lbs. |

22 Gallon Receptacle



SR22

This compact 22 gallon welded receptacle comes complete as shown with lid, liner and levelers. Optional mounts available (see p. 28).

- ▶ Thermoplastic finish
- ▶ Spun metal lid and liner included
- ▶ Leveler mounts included

 p. 10

| Model: | Description: | Weight: |
|--------|-----------------------------|----------|
| SR22 | 22 Gallon Welded Receptacle | 140 lbs. |

Planter



PL2424

Our ribbon planter completes any setting and comes with liner as shown. Optional mounts available (see p.28).

- ▶ Thermoplastic finish
- ▶ 25 ½" high x 25 ½" wide
- ▶ Liner included

p. 10

| Model: | Description: | Weight: |
|--------|----------------------|----------|
| PL2424 | Steel Welded Planter | 108 lbs. |

32 Gallon Wire Receptacle



32SML -
see p. 28

32WR

This welded wire receptacle matches our wire benches.

- ▶ Welded wire construction
- ▶ Thermoplastic finish
- ▶ Pre-drilled mounting holes
- ▶ Lids/liners (as shown) sold separately

pp. 11, 14

| Model: | Description: | Weight: |
|--------|---------------------------|---------|
| 32WR | 32 Gallon Wire Receptacle | 78 lbs. |

32 Gallon Rod Receptacle



AB32 -
see p. 28

32RR

Our steel rod receptacle is available with your choice of optional lids and mounts (see p. 28).

- ▶ ½" Welded steel rod construction
- ▶ Thermoplastic finish
- ▶ Leveler mounts included
- ▶ Lids/liners (as shown) sold separately

p. 11

| Model: | Description: | Weight: |
|--------|--------------------------------|----------|
| 32RR | 32 Gallon Steel Rod Receptacle | 174 lbs. |

Smoker's Products



AU10



AU10EXP



SU



SP


- ▶ AU10: 11 gauge steel - AU10EXP: 9 gauge expanded metal
- ▶ AU10 /AU10EXP: Thermoplastic finish
- ▶ AU10 /AU10EXP: Pre-drilled mounting holes
- ▶ AU10 /AU10EXP: Includes powder coated ashtray
- ▶ SU: Powder coated finish - Charcoal or Bronze
- ▶ SP: Powder coated finish

DIAMOND pp. 4, 8, 9, 14 pp. 7, 24

EXPANDED pp. 12 - 13 pp. 15 - 23 pp. 25-26

| Model: | Description: | Weight: |
|---------|---|---------|
| AU10 | Diamond Ash Urn, 24" (H) x 10" (W) | 16 lbs. |
| AU10EXP | Expanded Metal Ash Urn, 24" (H) x 10" (W) | 12 lbs. |
| SU | Smoker's Urn, 39" (H) x 16" (D) | 20 lbs. |
| SP | Smoker's Pole, 41" (H) x 14½" (D) | 26 lbs. |

Receptacle Lids



We have spun metal lids for our 32 gallon receptacles coated with thermoplastic (32SML, 32SMLX, AB32, 32DB) as well as spring-loaded dome lids in plastic and metal (32DL, 55DDL, 2230DDL). The 32DL fits any of our 32 gallon receptacles. The 55DDL fits our 45MX, 45GALV and 55GALV receptacles on pages 25-26. The 55DDL and 2230DDL dome lids (with thumb screws) also turn 22, 30 or 55 gallon drums into a secure trash receptacle.

- ▶ 32SML, 32SMLX, AB32, 32DB - 11 Gauge steel with Thermoplastic finish

- ▶ 32DL - available in gray plastic only
- ▶ 55DDL, 2230DDL - Powder coated steel with thumb screws
- ▶ 55DDL in Green, Black & Red, 2230DDL in Green, Black & Brown

| Model: | Description: | Weight: |
|----------------|---|----------------|
| 32SML | 32 Gallon Spun Metal Lid, concave style | 20 lbs. |
| 32SMLX | 32 Gallon Spun Metal Lid, convex style | 20 lbs. |
| AB32 | 32 Gallon Ash Bonnet Lid, with ashtray | 25 lbs. |
| 32DB | 32 Gallon Dome Bonnet Lid | 25 lbs. |
| 32DL | 32 Gallon Dome Lid | 10 lbs. |
| 55DDL | 55 Gallon Drum Dome Lid | 12 lbs. |
| 2230DDL | 22/30 Gallon Drum Dome Lid | 9 lbs. |

32 Gallon Receptacle Liner



This receptacle liner fits all of our round 32 gallon receptacles and makes collection a snap.

- ▶ Black plastic construction

| Model: | Description: | Weight: |
|-------------|-----------------|---------------|
| R32L | 32 Gallon Liner | 4 lbs. |

Receptacle Mounts



These receptacle mounts allow for permanent mounting under a number of conditions. The B100 gives a 6" high mount to wood or concrete surfaces and the 22" B200 allows for mounting in a hole filled with concrete.

- ▶ Black powder coated steel construction

| Model: | Description: | Weight: |
|-------------|---------------------|---------------|
| B100 | 6" Surface Mount | 6 lbs. |
| B200 | 22" In-Ground Mount | 8 lbs. |

Personalized Perforated Chair



PC1-PERF

Our stackable chair is available in a personalized model with words or logos on the back.

- ▶ 21 1/2" Wide - 31 5/8" Tall
- ▶ 11 Gauge perforated metal
- ▶ Thermoplastic finish

 pp. 5, 6, 8, 10, 12 - 14  pp. 15 - 23  pp. 7, 24

| Model: | Description: | Weight: |
|----------|---|---------|
| PC1-PERF | Personalized Stackable Perforated Chair | 45 lbs. |

Northgate and Oglethorpe Chairs



NGC

OGC

The Northgate chair has an arched back and the Oglethorpe has a straight back.

- ▶ 18" Wide - 32 1/4" Tall
- ▶ Cast iron legs - 1 1/4" wide by 1/2" thick
- ▶ Thermoplastic finish
- ▶ Pre-drilled mounting holes

 p. 10  pp. 26 - 27

| Model: | Description: | Weight: |
|--------|------------------|---------|
| NGC | Northgate Chair | 60 lbs. |
| OGC | Oglethorpe Chair | 60 lbs. |

Perforated Chairs



C1-PERF

C2-PERF

Our short chairs are stackable and the tall model is perfect for café use.

- ▶ 11 Gauge perforated metal
- ▶ Thermoplastic finish

 pp. 5, 6, 8, 10, 12 - 14  pp. 15 - 23  pp. 7, 24

| Model: | Description: | Weight: |
|---------|---|---------|
| C1-PERF | 31 5/8" Tall Stackable Perforated Chair | 45 lbs. |
| C2-PERF | 46" Tall Perforated Chair | 65 lbs. |

Perforated Stool



BARSTOOL

This durable stool is 30" high.

- ▶ Black powder coated legs
- ▶ Thermoplastic finish on seat

 pp. 5, 6, 8, 10, 12 - 14  pp. 15 - 23  pp. 7, 24

| Model: | Description: | Weight: |
|----------|---------------------------|---------|
| BARSTOOL | 30" Tall Perforated Stool | 45 lbs. |

Wooden Bench With Back



These wooden slatted benches are offered in pine and mahogany.

- ▶ Pine or mahogany construction
- ▶ Black powder coated steel strap legs
- ▶ Surface mount holes in feet

| Model: | Description: | Weight: |
|----------------|--------------------------------|----------------|
| 5000-6P | 6 Ft. Pine Bench With Back | 60 lbs. |
| 5000-6M | 6 Ft. Mahogany Bench With Back | 75 lbs. |

Wooden Bench Without Back



This bench is also offered in a model without back.

- ▶ Pine or mahogany construction
- ▶ Black powder coated steel strap legs
- ▶ Surface mount holes in feet

| Model: | Description: | Weight: |
|----------------|-----------------------------------|----------------|
| 4000-6P | 6 Ft. Pine Bench Without Back | 40 lbs. |
| 4000-6M | 6 Ft. Mahogany Bench Without Back | 50 lbs. |

Wooden Picnic Tables



We now offer wooden picnic tables in 6 and 8 ft. lengths, with an ADA option for the 8 ft. version.

- ▶ Pine construction
- ▶ Galvanized steel 2 3/8" tubular legs

| Model: | Description: | Weight: |
|------------------|-------------------------------|-----------------|
| T6WTP | 6 Ft. Wooden Picnic Table | 229 lbs. |
| T8WTP | 8 Ft. Wooden Picnic Table | 269 lbs. |
| T8WTP-ADA | 8 Ft. Wooden ADA Picnic Table | 259 lbs. |

Pine Receptacle



This pine receptacle is available in a 22 gallon size.

- ▶ Pine slat construction
- ▶ Black powder coated metal frame
- ▶ Includes black plastic liner and B300 mount
- ▶ Optional 2230DL dome lid (see p. 28)

| Model: | Description: | Weight: |
|-------------|---------------------------|----------------|
| C-16 | 22 Gallon Pine Receptacle | 30 lbs. |

Oak Receptacle



R-24

This oak receptacle is available in both 22 and 32 gallon sizes.

- ▶ Oak slat construction
- ▶ Black powder coated metal frame
- ▶ Includes black plastic liner and B300 mount
- ▶ C-24 Optional 2230DL dome lid (see p. 28)
- ▶ R-24 Optional 32DL dome lid (see p. 28)

| Model: | Description: | Weight: |
|--------|--------------------------|---------|
| C-24 | 22 Gallon Oak Receptacle | 30 lbs. |
| R-24 | 32 Gallon Oak Receptacle | 50 lbs. |

Mahogany Planter



MP2424

This two foot square planter can be made in a wide variety of sizes, each with a plastic liner included. Call for availability and pricing of other sizes.

- ▶ Mahogany construction
- ▶ Black plastic liner included

| Model: | Description: | Weight: |
|--------|---------------------------------|---------|
| MP2424 | 2' x 2' Square Mahogany Planter | 60 lbs. |

Mahogany Deluxe Bench



M1950-6

This deluxe mahogany bench features twice the plank-ing for extra comfortable seating.

- ▶ 2" slatted mahogany planks
- ▶ Cast iron leg assemblies
- ▶ Surface mount holes in feet

| Model: | Description: | Weight: |
|---------|-----------------------------|----------|
| M1950-4 | 4 Ft. Mahogany Deluxe Bench | 125 lbs. |
| M1950-5 | 5 Ft. Mahogany Deluxe Bench | 139 lbs. |
| M1950-6 | 6 Ft. Mahogany Deluxe Bench | 164 lbs. |

Square Wooden Receptacle




HS40

This deluxe mahogany receptacle has a hinged lid and includes a removable square liner.

- ▶ Hinged lid for removal of liner
- ▶ Includes black plastic liner

| Model: | Description: | Weight: |
|--------|----------------------------|---------|
| HS40 | Square Mahogany Receptacle | 80 lbs. |

Heavy Duty Bleachers



3GBLTP15

Our bleachers give you the choice between steel and aluminum seating. Both are built on a galvanized steel frame structure. The steel seating is protected with one of our 16 colors of thermoplastic.

- ▶ Galvanized steel frame
- ▶ Plank choices:
 - Aluminum
 - Thermoplastic coated perforated steel
- ▶ 16 Color finishes to choose from for thermoplastic steel bleachers (see p. 2)

- ▶ Call (828) 693-8241 for assistance
- ▶ Guard rail options available for 3 & 5 row bleachers
- ▶ Check local codes for aisles, guard rails, ADA or other requirements
- ▶ Double footboards optional on 3 & 5 row bleachers



3GBLA15 - with double footboard option

Aluminum Bleachers

no guard rails, single foot board

prices do not include guard rails or double foot board options

| Model: | Rows: | Length: | Seating: | Seats: | Weight: |
|----------------|-------|---------|----------|-----------|----------|
| 3GBLA15 | 3 | 15' | Aluminum | 30 | 277 lbs. |
| 3GBLA21 | 3 | 21' | Aluminum | 42 | 395 lbs. |
| 3GBLA27 | 3 | 27' | Aluminum | 54 | 510 lbs. |
| 5GBLA15 | 5 | 15' | Aluminum | 50 | 523 lbs. |
| 5GBLA21 | 5 | 21' | Aluminum | 70 | 756 lbs. |
| 5GBLA27 | 5 | 27' | Aluminum | 94 | 947 lbs. |

Thermoplastic Steel Bleachers

no guard rails, single foot board

prices do not include guard rails or double foot board options

| Model: | Rows: | Length: | Seating: | Seats: | Weight: |
|-----------------|-------|---------|---------------------|-----------|-----------|
| 3GBLTP15 | 3 | 15' | Thermoplastic Steel | 30 | 360 lbs. |
| 3GBLTP21 | 3 | 21' | Thermoplastic Steel | 42 | 513 lbs. |
| 3GBLTP27 | 3 | 27' | Thermoplastic Steel | 54 | 665 lbs. |
| 5GBLTP15 | 5 | 15' | Thermoplastic Steel | 50 | 680 lbs. |
| 5GBLTP21 | 5 | 21' | Thermoplastic Steel | 70 | 982 lbs. |
| 5GBLTP27 | 5 | 27' | Thermoplastic Steel | 94 | 1231 lbs. |

Wave Bike Racks

Wave bike racks can securely park as many as 3 to 13 bikes. We offer a variety of sizes and finishes on schedule 40 steel pipe to meet your needs. Optional cover caps give a finished look.

Galvanized 1⁵/₈" Diameter

| Model: | Bikes: | Size: | Style: | Weight: |
|----------|--------|-------|--------------------------|---------|
| 1BK5G-SM | 5 | 44 ½" | Galvanized Surface Mount | 50 lbs. |
| 1BK5G-IG | 5 | 44 ½" | Galvanized In-Ground | 66 lbs. |
| 1BK7G-SM | 7 | 69 ½" | Galvanized Surface Mount | 64 lbs. |
| 1BK7G-IG | 7 | 69 ½" | Galvanized In-Ground | 80 lbs. |
| 1BK9G-SM | 9 | 94 ½" | Galvanized Surface Mount | 74 lbs. |
| 1BK9G-IG | 9 | 94 ½" | Galvanized In-Ground | 90 lbs. |

Galvanized 2³/₈" Diameter

| Model: | Bikes: | Size: | Style: | Weight: |
|-----------|--------|--------|--------------------------|----------|
| 2BK3G-SM | 3 | 19 ½" | Galvanized Surface Mount | 60 lbs. |
| 2BK3G-IG | 3 | 19 ½" | Galvanized In-Ground | 84 lbs. |
| 2BK5G-SM | 5 | 44 ½" | Galvanized Surface Mount | 82 lbs. |
| 2BK5G-IG | 5 | 44 ½" | Galvanized In-Ground | 106 lbs. |
| 2BK7G-SM | 7 | 69 ½" | Galvanized Surface Mount | 101 lbs. |
| 2BK7G-IG | 7 | 69 ½" | Galvanized In-Ground | 125 lbs. |
| 2BK9G-SM | 9 | 94 ½" | Galvanized Surface Mount | 121 lbs. |
| 2BK9G-IG | 9 | 94 ½" | Galvanized In-Ground | 145 lbs. |
| 2BK11G-SM | 11 | 119 ½" | Galvanized Surface Mount | 141 lbs. |
| 2BK11G-IG | 11 | 119 ½" | Galvanized In-Ground | 165 lbs. |
| 2BK13G-SM | 13 | 144 ½" | Galvanized Surface Mount | 171 lbs. |
| 2BK13G-IG | 13 | 144 ½" | Galvanized In-Ground | 195 lbs. |

Thermoplastic 1⁵/₈" Diameter

| Model: | Bikes: | Size: | Style: | Weight: |
|----------|--------|-------|-----------------------------|---------|
| 1BK5P-SM | 5 | 44 ½" | Thermoplastic Surface Mount | 51 lbs. |
| 1BK5P-IG | 5 | 44 ½" | Thermoplastic In-Ground | 67 lbs. |
| 1BK7P-SM | 7 | 69 ½" | Thermoplastic Surface Mount | 65 lbs. |
| 1BK7P-IG | 7 | 69 ½" | Thermoplastic In-Ground | 81 lbs. |
| 1BK9P-SM | 9 | 94 ½" | Thermoplastic Surface Mount | 75 lbs. |
| 1BK9P-IG | 9 | 94 ½" | Thermoplastic In-Ground | 91 lbs. |

Thermoplastic 2³/₈" Diameter

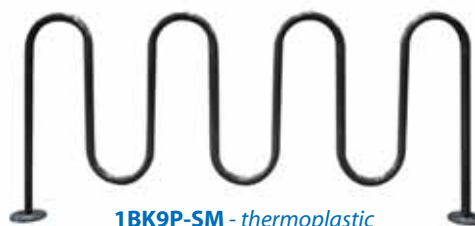
| Model: | Bikes: | Size: | Style: | Weight: |
|----------|--------|-----------|-------------------------------|----------|
| 2BK3P-SM | 3 | 19 ½" | Thermoplastic Surface Mount | 63 lbs. |
| 2BK3P-IG | 3 | 19 ½" | Thermoplastic In-Ground | 87 lbs. |
| 2BK5P-SM | 5 | 44 ½" | Thermoplastic Surface Mount | 85 lbs. |
| 2BK5P-IG | 5 | 44 ½" | Thermoplastic In-Ground | 109 lbs. |
| 2BK7P-SM | 7 | 69 ½" | Thermoplastic Surface Mount | 104 lbs. |
| 2BK7P-IG | 7 | 69 ½" | Thermoplastic In-Ground | 128 lbs. |
| 2BK9P-SM | 9 | 94 ½" | Thermoplastic Surface Mount | 124 lbs. |
| 2BK9P-IG | 9 | 94 ½" | Thermoplastic In-Ground | 148 lbs. |
| CC | - | 2 ¼" high | Black Powder Coated Cover Cap | 1 lb. |



1BK9G-SM - galvanized



2BK7G-IG - galvanized



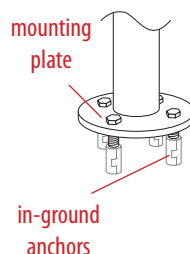
1BK9P-SM - thermoplastic



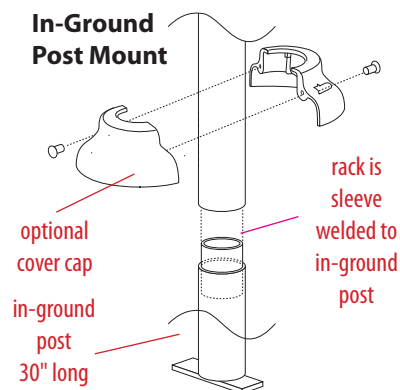
2BK9P-SM w/cover caps - thermoplastic

Mounting Styles

Plate Surface Mount

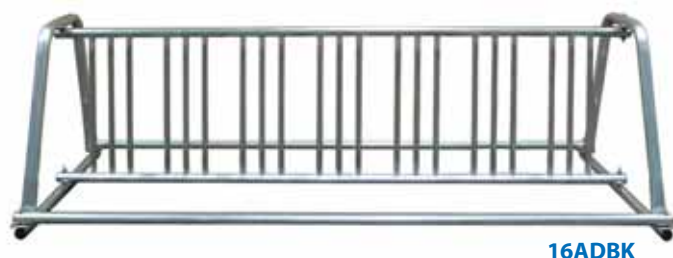


In-Ground Post Mount



Note: Wave bike racks feature a nominal 12½" center-to-center between loops. Listed lengths are nominal and may vary due to bending tolerances. 2BK13G-SM model requires 3 Cover Caps.

A-Frame Bike Racks



Our "A-Frame" bike racks are double-sided. These portable racks may be mounted permanently.

- ▶ 1 3/4" Galvanized steel tubing
- ▶ 32 3/8" Deep x 30 1/8" tall with variable size (see table below)
- ▶ Black plastic endcaps

| Model: | Bikes: | Size: | Style: | Weight: |
|--------|--------|-------|-------------------------|----------|
| 5ADBK | 8 | 60" | Galvanized Double-Sided | 83 lbs. |
| 8ADBK | 14 | 96" | Galvanized Double-Sided | 98 lbs. |
| 10ADBK | 18 | 120" | Galvanized Double-Sided | 126 lbs. |
| 16ADBK | 28 | 192" | Galvanized Double-Sided | 182 lbs. |
| 20ADBK | 36 | 240" | Galvanized Double-Sided | 241 lbs. |

J-Frame Bike Racks

These "J-Frame" racks are available single or double-sided (as shown below).



- ▶ 2" Galvanized steel tubing
- ▶ 24 3/8" Deep x 30" tall with variable size (see table below)
- ▶ Black plastic endcaps

| Model: | Bikes: | Size: | Style: | Weight: |
|--------|--------|-------|-------------------------|----------|
| 5JSBK | 4 | 60" | Galvanized Single-Sided | 58 lbs. |
| 5JDBK | 8 | 60" | Galvanized Double-Sided | 74 lbs. |
| 8JSBK | 7 | 96" | Galvanized Single-Sided | 72 lbs. |
| 8JDBK | 14 | 96" | Galvanized Double-Sided | 93 lbs. |
| 10JSBK | 9 | 120" | Galvanized Single-Sided | 92 lbs. |
| 10JDBK | 18 | 120" | Galvanized Double-Sided | 122 lbs. |
| 16JSBK | 14 | 192" | Galvanized Single-Sided | 131 lbs. |
| 16JDBK | 28 | 192" | Galvanized Double-Sided | 174 lbs. |
| 20JSBK | 18 | 240" | Galvanized Single-Sided | 174 lbs. |
| 20JDBK | 36 | 240" | Galvanized Double-Sided | 234 lbs. |

Portable Wave Bike Racks



Terracast offers a new portable wave bike rack. It's light enough for easy placement wherever you need bike parking.

- ▶ 1 3/4" Black powder coated galvanized steel tubing
- ▶ 30" Deep x 41 1/2" wide x 38 1/2" tall
- ▶ Black plastic endcaps
- ▶ Can park 5 bikes (3 in loops, 2 either side)

| Model: | Bikes: | Size: | Style: | Weight: |
|--------|--------|---------|------------------------|---------|
| 1BKSPW | 5 | 41 1/2" | Powder Coated Portable | 30 lbs. |

Standard Grill



LCI20 + SMB + SHELF

This rugged charcoal grill is a must-have park amenity.

- ▶ Mounts in-ground
- ▶ Adjustable grill height
- ▶ Optional surface mount base (shown)
- ▶ Optional utility shelf (shown)
- ▶ High-heat black enamel finish

| Model: | Description: | Weight: |
|-----------|--|---------|
| LCI20-STD | In-Ground Mount Black Enamel Outdoor Grill | 80 lbs. |
| SMB | 12" Square Surface Mount Base | 15 lbs. |
| SHELF | Grill Utility Shelf | 10 lbs. |

Galvanized Grill



LCI20-GALV

We also offer our grill in a galvanized finish.

- ▶ Mounts in-ground (shown)
- ▶ High-heat black enamel cooking surface
- ▶ Adjustable grill height
- ▶ Optional utility shelf (not shown)
- ▶ Galvanized firebox and pole
- ▶ Optional surface mount base

| Model: | Description: | Weight: |
|------------|--|---------|
| LCI20-GALV | In-Ground Mount Galvanized Outdoor Grill | 81 lbs. |
| SMB-GALV | 12" Square Surface Mount Base | 15 lbs. |
| SHELF-GALV | Grill Utility Shelf | 10 lbs. |

Flip Grate Fire Ring



LCIFG17-ADA + FRSHELF

Fire rings are now available in a flip grate style where the cooking grate flips backwards, away from the coals. This style is also available in ADA versions.

- ▶ Mounts permanently or hinged for cleaning
- ▶ High-heat black enamel finish
- ▶ ADA versions available
- ▶ Grill flips backward
- ▶ Optional utility shelf (shown)

| Model: | Description: | Weight: |
|-------------|---|----------|
| LCIFG7 | 7" (H) Flip Grate Fire Ring | 68 lbs. |
| LCIFG9 | 9" (H) Flip Grate Fire Ring | 80 lbs. |
| LCIFG11 | 11" (H) Flip Grate Fire Ring | 90 lbs. |
| LCIFG17-ADA | 17" (H) ADA Flip Grate Fire Ring | 120 lbs. |
| LCIFG23-ADA | 23" (H) ADA Flip Grate Fire Ring | 145 lbs. |
| FRSHELF | 7 1/8" x 9 5/8" Fire Ring Utility Shelf | 5 lbs. |

Drop Grate Fire Ring



LCIDG9

We also make an adjustable drop grate fire ring where the cooking surface temperature can be regulated by its height from the coals.

- ▶ Mounts permanently or hinged for cleaning
- ▶ High-heat black enamel finish
- ▶ Grill height is adjustable
- ▶ Optional utility shelf (not shown)

| Model: | Description: | Weight: |
|---------|---|----------|
| LCIDG7 | 7" (H) Drop Grate Fire Ring | 78 lbs. |
| LCIDG9 | 9" (H) Drop Grate Fire Ring | 90 lbs. |
| LCIDG11 | 11" (H) Drop Grate Fire Ring | 100 lbs. |
| FRSHELF | 7 1/8" x 9 5/8" Fire Ring Utility Shelf | 5 lbs. |

TerraCast

1100 S Powerline Road, #220
Deerfield Beach, FL 33442
Office: 305-895-9525
Fax: 305-895-7879
www.TerracastSiteFurnishings.com
info@TerracastSiteFurnishings.com

1109 Made in America!

Multicolor Benches Are Here!

