


*Skeeter*



# ***Skeeter: The original bass***



**O**ver thirty years ago Holmes Thurmond of Shreveport, Louisiana designed what is recognized today as the original bass boat. At the time, Thurmond didn't know he was laying the initial groundwork for one of the largest booms in the history of the marine industry, and also a new company: Skeeter.

That original Skeeter was a little over thirteen feet long and made entirely from marine plywood. With slanted sides, flat bottom and pointed bow, it was considered a bass fisherman's dream come true. With the introduction of fiberglass into the marine industry around the same period, the adaptation to the Skeeter came only natural and the boat gained quick recognition and acceptance.

Soon after, a new and larger version, the "Super Skeeter," was born. The bass boat as it was known in those times offered the fisherman more than he had ever hoped. Capable of handling outboards up to 35 H.P., the Super

Skeeter skimmed across the water at unparalleled speed, better than 30 mph. It was about this time, however, that fishing began to take on a whole new meaning: Competition.

So Skeeter designed a boat to meet the competitive angler's needs. Tournament anglers demanded boats which would handle even larger motors and take rougher water. Skeeter answered these demands with the Skeeter Hawk. The demand for the Hawk by both tournament fishermen and guides was phenomenal, vaulting Skeeter to a dominant position in the marketplace, and laying the groundwork for one of the most radical departures in conventional boat design, the Wrangler. Over the next few years, Skeeter introduced the current mainstays of the Skeeter line, the Starfire and Strada and each one reflects the quality and care that went into the original Skeeter.

In the fall of 1983 the Coleman Company, a leader in the manufacturing of quality recreational equip-

# boat that's still #1 today.

ment, acquired Skeeter Products, Inc. With both companies sharing and committed to the marketing philosophy of producing the best quality product at a fair and reasonable price. Skeeter will continue to dominate the bass boat market.

series has a solid 1 1/2" transom which runs from one side of the hull to the other. This transom helps to distribute shock throughout the boat instead of just in the back. A carefully laid stringer system supports both the floor and

head-on comparison of the top bass boats in the market. The number one ranking went to the boat that achieved the best balance in performance and fishability.

The Skeeter Starfire was praised in every tested category. "In sum," they reported, "we liked practically everything about the Skeeter's seating and dash layout.

It's comfortable and offers superb sight lines from the helm...In high-speed handling, the Skeeter turned easily and well. The boat eases onto the after hull pads when trimmed out fully...Smooth water performance at speeds in excess of 60 mph was quite literally a breeze."

*"In sum, we liked practically everything about the Skeeter's seating and dash layout. It's comfortable and offers superb sight lines from the helm.."*

*Popular Mechanics*

From the modest plywood original Skeeter, to today's complete line, Skeeter and Coleman are dedicated to building a quality boat from the ground up. Anyone can copy a quality product, but Skeeter builds the quality in.

## **Nothing Else is made like a Skeeter**

A Skeeter is designed to achieve a beautiful balance between high-speed performance, strength, fishability and comfort, because we know a fisherman's needs. You need a boat that can sprint to your favorite fishing hole, handle rough water without roughing you up, stow your gear, and maneuver along structure filled shorelines with precision and ease.

We build a Skeeter with all this in mind. Each hull is hand laid. Layers of both mat glass, which provides puncture resistance, and woven roven glass, which provides tear resistance, are sandwiched together. This gives this finished running surface the strength of eight glass layers, over the patented Diamond Core® running pad, all carefully hand laid.

Attention to detail is another Skeeter hallmark. After laminating and curing the hull, the trip chines are filled solid with a putty of crushed glass beads. These chines give added strength to the hull. End-grained balsa strips are laid into the hull as well for added strength and rigidity.

And into that hull, Skeeter builds the strongest transom on any boat, anywhere. The Starfire

deck. This handcrafted hull is, literally the foundation of Skeeter.

But Skeeter quality doesn't stop with the hull. We have designed our own wiring system in shock resistant ribbed plastic. All wires are coded and plainly marked to eliminate any possible error in connection. Because the system is modular, options such as timer panels or E-Z Charge panels may be added at any time without special wiring. Attention to detail even shows in our tournament preferred livewells, which are insulated with a thick layer of custom formulated foam to protect your catch.

We also check and test our boats, along every step of the production process. Even before the boat is started, a full time chemist checks every batch of resins, glasses, foam and other materials to make certain they meet or exceed our standards. All wiring and instrumentation is thoroughly tested. Gas tanks are pressure checked, and plumbing lines are water checked. All these inspections and many more make certain that when a boat leaves our factory it is delivered to you with the quality on which Skeeter has built its reputation. A boat won't leave our factory unless we are proud to call it a Skeeter.

## **Skeeter Number 1 again!**

In 1986, Skeeter once again left competitors in its wake. Popular Mechanics magazine performed a



## **Skeeter earns the UL seal of approval**

Now Skeeter quality is recognized by Underwriters Laboratory. Skeeter is the first bass boat ever to be UL classified. All Skeeter Starfires, Wranglers, and Stradas have now been classified by Underwriters Laboratories, an independent, non-profit testing organization, in accordance with U.S. Coast Guard safety regulations.

Underwriters Marine facility conducted extensive tests, and classified the boats in the areas of capacity, power, flotation, electrical, steering and fuel system characteristics. The classification process lasted more than a year and involved major tests at both the Skeeter factory and UL's marine facility in Florida. In the future, classification of all other bass boats will be based on the Skeeter tests. Once again, Skeeter is the industry innovator.



# Skeeter Starfires

**S**

ince its conception in the late 1970's, Skeeter Starfire has consistently left its rivals in awe. This is the boat that finished first against all comers in the popular Mechanics "Battle of the Bass Boats," the first boat to be classified by Underwriters Laboratory, and the first in every fisherman's mind. In fact it's safe to say that more tournaments have been won out of Skeeter Starfires than in any other model.

A uniquely different patented hull allows for maximum stability at any speed while maintaining superior cornering abilities. The Starfire series has been expanded over the past few years, bringing the total number of models to seven.









# Starfire 175

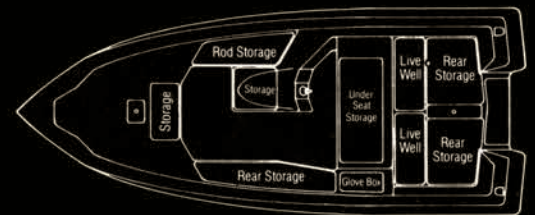


**P**

opular Mechanics Magazine's "Battle of the Bass Boats," January, 1986 issue ranked the Skeeter Starfire 175 #1 among the industry's top boats. It comes with a host of standard features, or you can pick a special tournament package that fits your needs.



Overall Length: 18' 5"  
Maximum Beam: 87"  
Approx. Weight: 1,200 lbs.  
Horsepower Range: 115/175  
Transom Height: 24"



### Standard Features

- Sequin Pin Stripe
- Starfire Seats
- Bilge Pump
- Snap-in Running Lights
- Competition Wheel
- Aluminum Lids and Doors
- Diamondcore Pad
- Dual-aerated Livewells
- Interior Light Package
- Kneel Transom

### Silver Crown Features

- 22 Gallon Gas tank
- Instrument Panel
- E-Z Charge Panel
- Handrails
- Sequin Deck, Deck Stripe, Hull Stripe
- Dual Steering
- Plush Carpet
- Electric Horn

### Additional Features

- Custom Sequin Finishes
- Engine Controls
- Large Capacity Bilge
- Tournament Special Package
- E-Z Charge With 6 Gauge Wire
- Anchor Reins
- Windshield
- Bicycle Seat
- Custom High Back Seats
- Bench Seat
- Special Hulls
- Auto Bilge Switch
- Tournament Livewell Package
- Aerator Timers
- Handrails
- Transducers
- Lowrance 1240-A
- Extra Seat Bases
- Pro-keeper Boards

# Starfire 175-D



**D**esigned for the serious fisherman, the new SF-175D dual console features an optional 50 gallon gas tank, drop down passenger seating area, and new casting deck layouts with larger storage. The new floor layout features much more space with plenty of tackle box storage area, new console and dash designs offer plenty of room for fish finders and accessories.

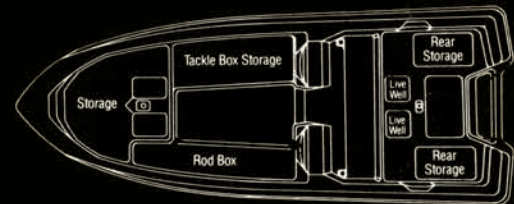


## Standard Features

- Aluminum Lids and Doors
- Starfire Seats
- Dual-aerated Livewells
- Interior Light Package
- Kneed Transom
- Bilge Pump
- Sequin Pin Stripe
- Diamondcore Pad
- Snap-in Running Lights
- Competition Wheel
- Tackle Box Storage

## Additional Features

- 50 Gallon Gas Tank
- Instrument Panel
- Dual Steering
- Handrails
- Sequin Deck, Deck Stripe, Hull Stripe
- E-Z Charge Panel
- Plush Carpet
- Electric Horn



Overall Length: 18' 5"  
 Maximum Beam: 87"  
 Approx. Weight: 1,225 lbs.  
 Horsepower Range: 115/175  
 Transom Height: 22"

## Additional Features

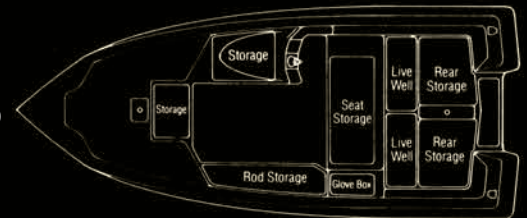
- Custom Sequin Finishes
- Engine Controls
- Large Capacity Bilge
- Custom High Back Seats
- Bench Seats
- Anchor Reins
- Ski Tow Bar
- Extra Seat Bases
- Tournament Livewell Package
- Tournament Special Package
- Special Hulls
- Auto Bilge Switch
- Front Jump Seat
- Transducers
- Lowrance 1240-A
- Ski ladder
- Bicycle Seat
- Aerator Timers



# Starfire 150



Overall Length: 17'  
 Maximum Beam: 86 1/2"  
 Approx. Weight: 1,050 lbs.  
 Horsepower Range: 90/150  
 Transom Height: 22"



**T**he same great boat as the SF-175, only in a performance oriented 17 foot version. Coupled with the new 150 H.P. outboards, the SF-150 is the fastest production bass boat on the water.



## Standard Features

- Sequin Pin Stripe
- Starfire Seats
- Bilge Pump
- Snap-in Running Lights
- Competition Wheel
- Aluminum Lids and Doors
- Diamondcore Pad
- Dual-aerated Livewells
- Interior Light Package
- Kneed Transom

## Silver Crown Features

- 22 Gallon Gas Tank
- Instrument Panel
- E-Z Charge Panel
- Handrails
- Sequin Deck, Deck Stripe, Hull Stripe
- Dual Steering
- Plush Carpet
- Electric Horn

## Additional Features

- Custom Sequin Finishes
- Transducers
- Auto Bilge Switch
- Tournament Livewell Package
- Tournament Special Package
- Anchor Reins
- Extra Seat Bases
- Pro-keeper Boards
- Special Hulls
- Engine Controls
- Large Capacity Bilge
- Aerator Timers
- E-Z Charge with 6 Gauge Wire
- Lowrance 1240-A
- Windshield
- Bicycle Seat
- Bench Seat
- Custom High Back Seats



# SF-180 Starfire and Starfire 160

**F**amily fun packed fish and ski boats built on the renowned Starfire hull. Pulling skiers or chasing fish, the 160 and 180 excel at both.

## Standard Features

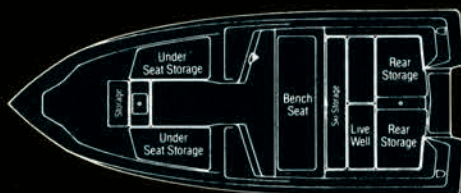
- Sequin Pin Stripe
- Interior Light Package
- Starfire Seats
- Aluminum Doors and Lids
- Diamondcore Pad
- Bilge Pump
- Snap-in Running Lights
- Aerated Livewell
- Competition Wheel
- Kneed Transom
- Windshields

## Silver Crown Features

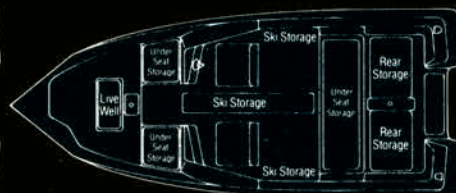
- Sequin Deck, Deck Stripe, Hull Stripe
- E-Z Charge Panel
- Plush Carpet
- Electric Horn
- 22 Gallon Gas Tank
- Regency Panel and Glove Box
- Dual Steering
- Handrails

## Additional Features

- Custom Sequin Finishes
- Engine Controls
- Tournament Livewell Package
- Aerator Timers
- E-Z Charge with 6 Gauge Wire
- Lowrance 1240-A
- Canopy Top
- Transducers
- Bicycle Seat
- Pro-keeper Boards
- Special Hulls
- Auto Bilge Switch
- Large Capacity Bilge
- Floor-mounted Storage
- Anchor Reins
- Walk-thru Windshield
- Extra Seat Bases
- Ski Tow Bar
- Ladder



**SF-180**  
 Overall Length: 18' 5"  
 Maximum Beam: 87"  
 Approx. Weight: 1,250 lbs.  
 Horsepower Range: 115/175  
 Transom Height: 22"



**SF-160**  
 Overall Length: 17'  
 Maximum Beam: 86 1/2"  
 Approx. Weight: 1,050 lbs.  
 Horsepower Range: 90/150  
 Transom Height: 22"





# Starfire 115 and Starfire 80



**D**

esigned for the angler who doesn't need the length of a larger Starfire, the SF-115 and 90 perform exceptionally with mid-range outboards, while trailering with ease behind smaller tow vehicles.

## Standard Features

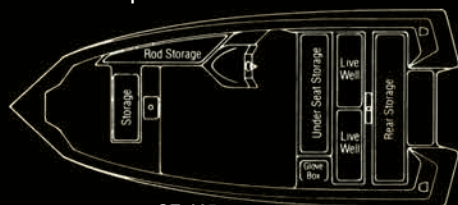
- Sequin Pin Stripe
- Starfire Seats
- Bilge Pump
- Snap-in Running Lights
- Interior Light Package
- Aluminum Doors and Lids
- Diamondcore Pad
- Dual-aerated Livewells
- Kneed Transom
- Competition Wheel

## Silver Crown Features

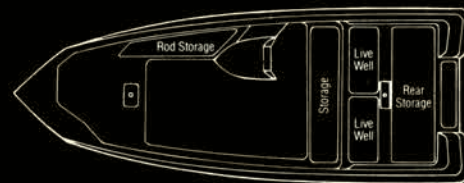
- 18 Gallon Gas Tank
- Instrument Panel
- E-Z Charge Panel
- Electric Horn
- Sequin Deck, Deck Stripe, Hull Stripe
- Plush Carpet
- Handrails

## Additional Features

- Custom Sequin Finishes
- Large Capacity Bilge
- Rear Aerator Timer
- Dual Steering
- Windshield
- Bicycle Seat
- Special Hulls
- Engine Controls
- Auto Bilge Switch
- E-Z Charge with 6 Gauge Wire
- Anchor Reins
- Transducers
- Lowrance 1240-A
- Extra Seat Bases



**SF-115**  
 Overall Length: 16' 4"  
 Maximum Beam: 85"  
 Approx. Weight: 900 lbs.  
 Horsepower Range: 75/140  
 Transom Height: 22"



**SF-90**  
 Overall Length: 15' 10"  
 Maximum Beam: 73 1/8"  
 Approx. Weight: 825 lbs.  
 Horsepower Range: 40/90  
 Transom Height: 20"



# Skeeter Stradas



**T**he Skeeter Strada. Tournament boat features at family priced fun. Stradas come packaged with plush carpet and sequin accent stripes. Available in four models, including a performance minded runabout that's perfect for skiing. Strada price, Skeeter quality—from the leader in fiberglass fishing boats.



# Strada F-120



**T**he F-120 is the newest and largest version in the Strada line. Value and performance with an array of unique features, usually found only on more expensive boats.

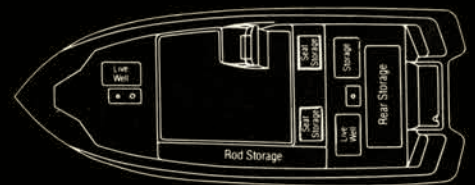


## Standard F-120 Standard Package Features

- Dual-aerated Livewells
- Custom Seats
- Plush Carpet
- Aluminum Lids and Doors
- Sequin Pin Stripe, Deck Stripe, and Hull Stripe
- Front Storage
- Deluxe Steering Wheel
- Snap-in Running Lights
- Bilge Pump

## Optional Features

- Custom Sequin Finishes
- E-Z Charge
- Electric Horn
- Bicycle Seat
- Floor Storage
- Fish and Ski Package
- Engine Controls
- Handrails
- Transducers
- Lowrance 1240-A
- Windshield
- 20 Gallon Gas Tank



Overall Length: 17'  
Maximum Beam: 80"  
Approx. Weight: 1,000 lbs.  
Horsepower Range: 60/125  
Transom Height: 21"



# F-80 Strada



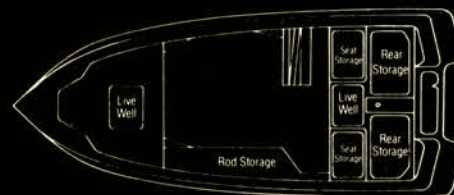
**S**keeter quality in a family priced fiberglass boat. The boat that has revolutionized the way weekend fishermen are thinking. Read what Trailer Boats magazine has to say about the F-80 Strada. — "It seems to me that (Skeeter has) hit the bull's eye by offering an affordable package that delivers the desired utility and function with the added benefits of economy and performance. That's a combination that's tough to beat." — Jim Youngs.

## Standard Strada Package Features

- Sequin Pin Stripe, Deck Stripe, and Hull Stripe
- Plush Carpet
- Bilge Pump
- Aerated Livewell, Front and Rear
- Custom Seats
- Snap-in Running Lights
- Deluxe Steering Wheel
- Aluminum Lids and Doors

## Optional Features

- Custom Sequin Finishes
- E-Z Charge
- Electric Horn
- Handrails
- Transducers
- Windshield
- 12 Gallon Gas Tank
- Engine Controls
- Bicycle Seat
- Anchor Reins
- Lowrance 1240-A
- Floor Storage



Overall Length: 15' 3"  
Maximum Beam: 76 1/2"  
Approx. Weight: 800 lbs.  
Horsepower Range: 40/80  
Transom Height: 20"

# FS-80 Strada and R-90 Strada



FS-80. The comfort of dual consoles, the practicality of Strada, Fish, ski, or both.

## Standard Strada FS-80 Package Features

- Aerated Livewell
- Sequin Pin Stripe, Deck Stripe, and Hull Stripe
- Custom Seats
- Snap-in Running Lights
- Deluxe Steering Wheel
- Bilge Pump
- Plush Carpet
- Windshields
- Aluminum Lids and Doors

## Optional Features

- Custom Sequin Finishes
- E-Z Charge
- Electric Horn
- Anchor Reins
- Walk-thru Windshield
- Ski Tow Bar
- Bicycle Seat
- Glovebox
- 18 Gallon Gas Tank and Switch Panel
- Engine Controls
- Handrails
- Lowrance 1240-A
- Transducers
- Windshield
- Canopy Top
- Ladder
- Floor-mounted Storage

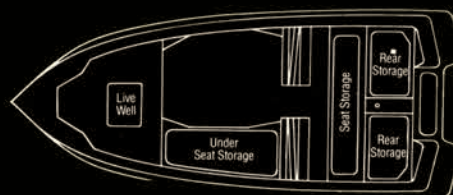
R-90. An outboard bow rider for skinning or just having fun. Features the trademark Strada hull and economy, too.

## Standard R-90 Package Features

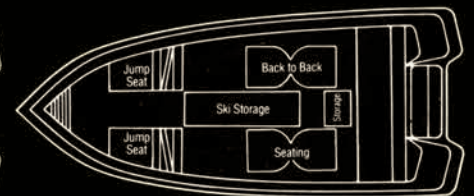
- Sequin Pin Stripe, Deck Stripe, and Hull Stripe
- Plush Carpet
- Snap-in Running Lights
- Glovebox
- Aluminum Lids and Doors
- Walk-thru Windshield
- Built-in Ski Storage
- Custom Seats
- Deluxe Steering Wheel
- Built-in Storage Box

## Optional Features

- Custom Sequin Finishes
- 12 Gallon Gas Tank and Switch Panels
- Anchor Reins
- Canopy Top
- Ladder
- Bilge
- Engine Controls
- Handrails
- Electric Horn
- Ski Tow Bar



**FS-80**  
 Overall Length: 15' 3"  
 Maximum Beam: 76 1/2"  
 Approx. Weight: 825 lbs.  
 Horsepower Range: 40/80  
 Transom Height: 20"



**R-90**  
 Overall Length: 15' 3"  
 Maximum Beam: 76 1/2"  
 Approx. Weight: 700 lbs.  
 Horsepower Range: 40/90  
 Transom Height: 20"



# Skeeter Wranglers



Introduced in 1975, the Wrangler was considered a radical departure in Bass Boats. Dubbed the "ultimate" boat, the Wrangler made its maiden voyage in a 1975 Toledo Bend Reservoir National Tournament. Come tournament day, a howling northerner with full force winds was on hand for the Wrangler's debut. At blast off, the Wrangler left everyone spell bound. It went around the conventional boats at near full throttle, yet gave its occupants a smooth dry ride. Fishermen were amazed. Today Skeeter offers a line of Wranglers that continue to amaze fishermen with their performance and handling.

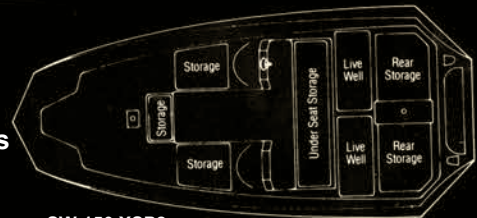


## Standard Wrangler XSP Features

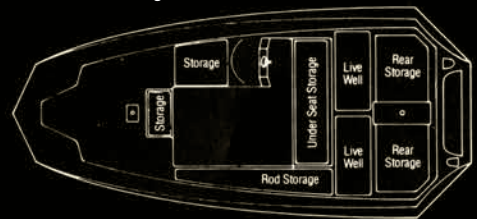
- Dual -aerated Livewells
- Custom Seats
- Rod Holders
- Sequin Deck and Hull Stripe
- Windshield
- Snap-in Running Lights
- Marine Carpet
- Instrument Panel
- 22 Gallon Tank

## Optional Features

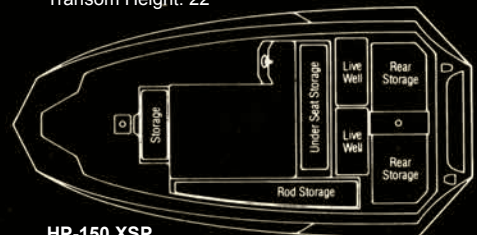
- Custom Sequin Finishes
- Electric Horn
- Extra Seat Bases
- Walk-thru Windshield
- E-Z Charge
- Handrails
- Plush Carpet
- Canopy Top
- Special Hulls
- Engine Controls
- Large Capacity Bilge
- Auto Bilge Switch
- Aerator Timers
- Dual Steering
- Anchor Reins
- Transducers
- Lowrance 1240-A
- Bicycle Seat
- Power Pedestals
- Sequin Pin Stripe



**SW-150 XSP2**  
 Overall Length: 16' 2"  
 Maximum Beam: 84"  
 Approx. Weight: 925 lbs.  
 Horsepower Range: 75/140  
 Transom Height: 22"



**HP-120 XSP Wrangler II**  
 Overall Length: 15'  
 Maximum Beam: 83"  
 Approx. Weight: 860 lbs.  
 Horsepower Range: 75/120  
 Transom Height: 22"



**HP-150 XSP**  
 Overall Length: 16' 2"  
 Maximum Beam: 84"  
 Approx. Weight: 925 lbs.  
 Horsepower Range: 75/140  
 Transom Height: 22"







# TI Custom Boat Trailers

**A** Skeeter boat means quality from the ground up. And that means your Skeeter rig can be matched to a ready to roll custom boat trailer from Trailers Inc. From the quality of the full standard line, to the feature filled deluxe line. From the new custom fitted tubular frame trailer to the all new galvanized frames. TI has it all.

## What's a TI trailer made of?

- An all welded frame
- 2 year guaranteed axle with bearing buddies
- Sandblasted and epoxy primed
- Custom matched polyurethane (aircraft type) paint and stripes
- Treated lumber on bunks and side guides
- 2 layers of carpet on bunks
- Extra duty tongue jack
- Spare tire carrier

## Skeeter Deluxe Trailers

Here it is, the top of the line. The Deluxe Models come decked out with all the extras, and are unmatched in styling and super good looks. The industry knows it's a leader. Features include choice of chrome or white spoke wheels, raised white letter tires, deluxe front and rear step pads, carpeted fender well covers and recessed tail lights.

## CFT Custom Fitted Tubular

These eye appealing models come standard with chrome wheels and raised white letter tires, deluxe aluminum step pads, fender covers and recessed tail lights—along with the built-in quality TI is known for.

## Galvanized option

Our deep-dipped galvanizing is available on any and all of TI's models.



# Skeeter Custom Boat Covers



**T**o protect your investment in Skeeter quality. Skeeter now custom tailors boat covers for Starfires and Stradas. Constructed of Pyrolone 2<sup>®</sup>, they are superior in both strength and water repellency.

Pyrolone 2<sup>®</sup> is a registered flame retardant material with a soil and mildew resistant finish. Skeeter custom covers are available in red, black, blue, parchment and gray. Each comes with a fitted motor cover, to keep your Skeeter looking great for years.



# Skeeter Comparisons

## Skeeter Starfires

	SF 175	SF-1750	SF-150	SF-180	SF-160	SF-115	SF-90
Overall Length	18' 5"	18' 5"	17'	18' 5"	17'	16' 4"	15' 10"
Maximum Beam	87"	87"	86 1/4"	87"	86 1/2"	85"	73 1/2"
Approximate Weight	1,200 lbs	1,225 lbs	1,050 lbs	1,250 lbs	1,050 lbs	900 lbs	825 lbs
Horsepower Range	115/175	115/175	90/150	115/175	90/150	75/140	40/90
Transom Height	24"	22"	22"	22"	22"	22"	20"

## Skeeter Stradas

	F-112	F-80	FS-80	R-90
Overall Length	17'	15' 3"	15' 3"	15' 3"
Maximum Beam	80"	76 1/2"	76 1/2"	76 1/2"
Approximate Weight	1,000 lbs	800 lbs	825 lbs	700 lbs
Horsepower Range	60/125	40/80	40/80	40/90
Transom Height	21"	20"	20"	20"

## Skeeter Wranglers

	HP-150 XSP	SW-150XSP	HP-120 XSP WRANGLER II
Overall Length	16' 2"	16' 2"	15'
Maximum Beam	84"	84"	83"
Approximate Weight	925 lbs	925 lbs	860 lbs
Horsepower Range	75/140	75/140	75/120
Transom Height	22"	22"	22"

# Skeeter Dealers and Service



When you purchase a Skeeter, you can be sure that you are buying from professionals. All Skeeter dealers and service personnel are hand selected from the best in the marine industry. So when you talk

to someone at a Skeeter Dealership, you know they've been trained in both bass boat rigging and performance. At Skeeter, we take as much care selecting our dealers and service personnel, as we do with our boats.




# ***Skeeter Limited Warranty***

**S**keeter Products, Inc., a Coleman Co., P.O. Box 230, Attn.: Warranty Repair Dept., located at 1 Skeeter Road, Kilgore, Texas 75662, warrants its new boats from defects in material and workmanship under normal use and service during the period specified below for the type of defect indicated.

**STRUCTURAL DEFECTS.** Those defects in material or workmanship of the internal strength providing framework of the boat such as transoms, stringers, or other like internal structure, for two (2) years from the date of delivery to the first purchaser from the dealer.

**NON-STRUCTURAL DEFECTS.** Those defects in material or workmanship of the cosmetic appearance of the boats such as finish, carpet, or other like cosmetic attachments, or options providing for convenience such as livewells, rod boxes, or like constructed items, or other factory installed accessories and not covered by the supplying manufacturers' expressed or implied warranties but not to exceed those warranties, for six (6) months from the date of delivery to the first purchaser from the dealer.

Inquire for full warranty details.



## ***Skeeter Clothes and Accessories***

**F**or the angler who wants to arrive in style. Skeeter offers a full line of clothing and accessories. Hats, shirts, vests, bags—you name it. And with the legendary Skeeter quality built in, our clothes and accessories are not only great looking, but tough too. Check with your local dealer for information on prices and availability or write for our "Skeeter Style" brochure.





One Skeeter Road, Box 230 Kilgore, TX 75662 (214) 984-0541