

Smile Restoration dental lab.

work with



KaVo. Dental Excellence.

Smile Restoration Dental Lab

SRDL is a unique dental lab in the Vancouver area with FULL DENTAL Services. Mr. Yang Kim has 25 years experience as a dental ceramist, studying in S. Korea, USA, Germany, Netherlands, and Japan. He specializes in full mouth reconstruction and anterior esthetical cases. We are confident and capable of demonstrating our highest quality products and services for you.

SRDL provides ...

Full Dental Service : Fixed Prosthetics - Emax(pressing only), Zirconia(own milling system),
Implant crown

Removable Prosthetics - Dentures, Night Guard

Life time Warranty : Redo/Remake cases with **No Extra Fee** forever!

Time Frame : Turn around time is up to 5 business days, Same day pick-up

**10% discount on
Dental Lab Service
to Doctor who attends
The BC AGD Seminar**

**30% discount on
Dental USA products
to Doctor who attends
The BC AGD Seminar**



For more information, please contact
604-461-2112, 604-461-0207 or smile@srdentallab.com

FIXED PROSTHETICS

ZIRCONIA CROWN

Solid Zirconia Crown	135.00
T-Blank Posterior Zirconia Crown	150.00
T-Blank Anterior Zirconia Crown	180.00

PORCELAIN FUSED TO METAL (PLUS METAL)

Porcelain Fused Metal Crown or Pontic	95.00
Labial porcelain Butt Margin	40.00
360° porcelain Butt Margin	60.00

COSMETIC RESTORATIONS

IPS e.max Veneer	230.00
IPS e.max Crown	260.00
IPS e.max ¾ Crown	250.00
Feldspathic Veneer	280.00
Zirconia Crown	See Above

CROWNS AND BRIDGE (METAL INCLUDED)

* Subject to a maximum Gold market of \$1200 CDN and Platinum market of \$1300 CDN

Non-Precious Crown or Pontic (white non-precious)	128.00
Noble Crown or Pontic (yellow low gold - 20%)	202.00
High Noble Crown or Pontic (yellow high old - 62%)	216.00
Non-Precious Inlay or Onlay (white non-precious)	128.00
Noble Inlay or Onlay (yellow low gold - 20%)	186.00
High Noble Inlay or Onlay (yellow high gold - 62%)	210.00
Non-Precious Post and Core (white non-precious)	107.00

CUSTOM ABUTMENTS

Nobel Forte Titanium Custom Abutment	290.00
Nobel Forte Zirconia Custom Abutment	320.00
UCLA Abutment	135.00

PRECISION ATTACHMENT

Precision Attachment, Paralleling and Finishing	98.00
---	-------

ADDITIONS

Precision Lock Key Way Rest	100.00
Design Crown for Partial	35.00
Fit Crown to Partial	38.00
Vacuform Template	44.00
Putty Stent	38.00
Adjustment Coping	36.00
Solder Joint	30.00
Diagnostic Waxup (will be credited towards restoration invoice if treated) per unit	20.00

(Fixed Prosthetic Prices include Models, and are Plus Metal unless otherwise specified.)

REMOVABLE PROSTHETICS

COMPLETE DENTURES

Premium Complete Denture (injured and processed in high impact acrylic)	270.00
Immediate Complete Denture	250.00
Soft Liner Denture	320.00
Avoid Embarrassment Denture	115.00

ACRYLIC PARTIALS

Acrylic Partial (1 tooth)	110.00
each additional tooth	8.00
Maximum Charge	174.00

CLASPS

Stainless Steel or High Tensile Gold Wire, ½ Round or Round (plus gold)	
One Arm Clasp	26.00
Double Arm Clasp	28.00
Roach Clasp	32.00
Ball Clasp	23.00
Adams Clasp	25.00
Rest	16.00
Dentaflex Clasp (Tooth colored clasp)	62.00

TRAYS AND BITE BLOCKS

Custom Trays (acrylic or shellac)	each 28.00
Bite Blocks (shellac, wax, or acrylic)	each 30.00

RELINES AND REBASES

Full Denture Reline	106.00
Partial Denture Reline	106.00
Soft Reline	143.00
Full Denture Rebase	122.00
Partial Denture Rebase	122.00

REPAIRS

Replace Same Tooth	74.00
each additional tooth	8.00
Full or Partial Denture Broken	74.00
Reset Anteriors and Reprocess	92.00
Full Denture Reset and Finish	130.00
New Labial Flange	70.00
New Post Dam	70.00
New Palate	70.00

CAST METAL PARTIALS

PremiumPlus Cast Partial (premium plus alloy, silicone duplicating)	1-3 teeth 375.00
4 or more teeth	390.00
Premium Cast Partial (high impact acrylic, premium alloy)	1-3 teeth 328.00
4 or more teeth	343.00
Premium Cast Partial/Valplast Saddles	416.00
Unilateral Cast Partial	190.00

VALPLAST PARTIALS

Valplast Partial (upper or lower)	1-3 teeth 300.00
4 or more teeth	320.00
Unilateral Valplast Partial	206.00

SPLINTS AND NIGHTGUARDS

Nightguard/Splint (hard acrylic)	112.00
Deprogramming Appliance	116.00
Orthotic Splint (anatomical hard acrylic)	210.00
Thermo Plastic Night Guard (heat softened acrylic)	110.00
Mouthguard (Safe-T-Flex)	63.00
Tooth Bleaching Trays	46.00
EMA Snoring Appliance	260.00

(Removable Prosthetic Prices include Articulation, Set-up and Finish, and are Plus Teeth unless otherwise specified.)

IMPLANTS

CROWNS AND BRIDGES (PLUS METAL)

Porcelain Fused to Metal Implant Crown	milling included, plus components 210.00
Temporary Implant Crown	122.00

FIXED HYBRID DENTURES

Biocad Milled Titanium Framework	per abutment, components included 450.00
Cast Gold Framedwork (3 implant framework)	plus metal, plus components 492.00
each additional implant	plus metal, plus components 96.00
Laser Welded Titanium Framework	components included 796.00
(3 implant framework)	
each additional implant	components included 245.00

BAR OVER DENTURES

Biocad Milled Titanium Bar	per abutment, components included 450.00
Cast Gold Bar (2 implant bar)	plus metal, plus components 338.00
each additional implant	plus metal, plus components 96.00
Laser Welded Titanium Bar (2 implant bar)	components included 742.00
each additional implant	components included 245.00

ADDITIONS

Implant Surgical Template	1-2 teeth 108.00
Implant Surgical Template	4 or more teeth 143.00
Implant Denture (articulation, set-up and finish)	278.00
Cast Internal Substructure	plus metal 114.00
Soft Tissue Model	plus analogs, each 416.00

(Implant Prices are Plus Metal, Teeth, Attachment and Parts.)

Smile
Restoration
dental lab.

www.srdentallab.com

tel. 604.925.0207, 604.461.2112

srdl2112@gmail.com

White Rock / Port Moody / Burnaby

* The coverage includes repair or replacement of the restoration or appliance; however, the coverage does not include: a) cases where a reduction coping is required, b) a cash refund for completed work, c) cost accrued by removal or lost wages, or pain and suffering. SR Dental Lab is not responsible for failure due to debonding and poor occlusions.



Smile
Restoration
dental lab.

Restoration Guide
Fee Schedule



Implants for Cosmetic



After Delivery



Feldspathic Crown



Assigned by Dr. Dwayne E. Karateew

Anterior PFM Restoration



E.Max



SR Dental Lab

endeavors to be the pioneer in today's dental technology. With years of clinical expertise, talented professionals and state-of-the-art facilities, we realize our vision to integrate cutting-edge technology with nature and develop products that look and feel most nature and pleasant to our client. Here we provide the best possible results based on 15 years of experience, and a myriad of success stories we proudly would like to share with you today.

We believe quality is everything. For our valued client, we strive to maintain the highest level of quality in the various products and services we offer. Equipments such as shade guide machines, digital CAD/CAM, digital cameras and microscopes promise ultimate precision and accuracy under the hands of our technicians who are consistently trained to utilize these latest technologies in our laboratory. These are qualified individuals who have years of professional training and are experts in dental technology. We also make a variety of education programs and training opportunities available to our staff members in order to be the first to introduce and implement the most advanced, innovative technologies available to our clients, who unquestionably deserve the best in products and services. For these reasons, we guarantee to meet, if not exceed, you expectation, because your satisfaction is our number one priority!

As one of the best laboratories in Vancouver area and soon to be the best in Canada. SR Dental Lab invites you to experience the finest craftsmanship in the industry. Come and be dazzled. SR Dental Lab is the place where you will find your beautiful, healthy smile



SR Dental Lab's 6 Guarantees:

1. 5-year guarantee* on all our workmanship (ensuring that the restoration will fit the die/cast, and providing sufficient reduction of the prepared tooth has been achieved according to the manufacturer's recommendations), and lifetime guarantee on subsequent business
2. Complimentary roundtrip shipping within Canada (parcel service used may vary.)
3. Complimentary imaging service (upon request from a medical institution)
4. 10% discount on referral from a medical institution
5. 5% discount on full payment
6. Complimentary custom shade preferred by client upon visit to the laboratory

Zirconia Crown



Single Full Gold Crown



Upper Smile Design



Assigned by Dr. Allen Keil

Verticated preparation amount
Notebook Technique (Puty silicone)



Fitting the Zirconia



Smile Restoration
Dental Lab

604.461.0207
604.461.2112

srld2112@gmail.com
www.srdentallab.com

- Quality work
- Reasonable prices
- Rapid service
- P.F.M. Empress
- Zirconia
- Cosmetic design
- Special implant case



Rima Fakhri
(Miss USA Universe 2010)

Smile by
Dr. Sanjeev Goel DDS

E.Max \$235.⁰⁰



www.srdentallab.com

604.925.0207, 604.461.2112

smile@srdentallab.com

White Rock / Port Moody

Smile
Restoration
dental lab.

Non | Semi | High Precious

P.F.M RESTORATIONS



Non-Precious

\$175.⁰⁰

Semi-Precious

\$175.⁰⁰
+ Gold

High Precious

\$175.⁰⁰
+ Gold



Smile
Restoration
dental lab.

604.925.0207, 604.461.2112
smile@srdentallab.com
White Rock / Port Moody



www.srdentallab.com



KaVo Everest

ZIRCONIA



Smile
Restoration
dental lab.

604.925.0207, 604.461.2112

smile@srdentallab.com

White Rock / Port Moody

www.srdentallab.com

SOLID

\$180.⁰⁰

LAYERING

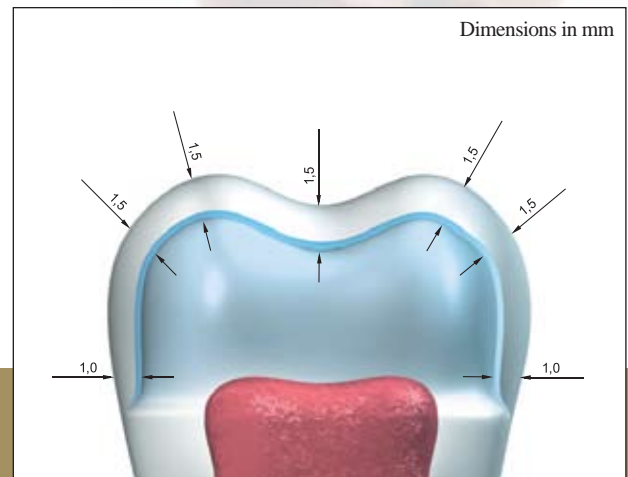
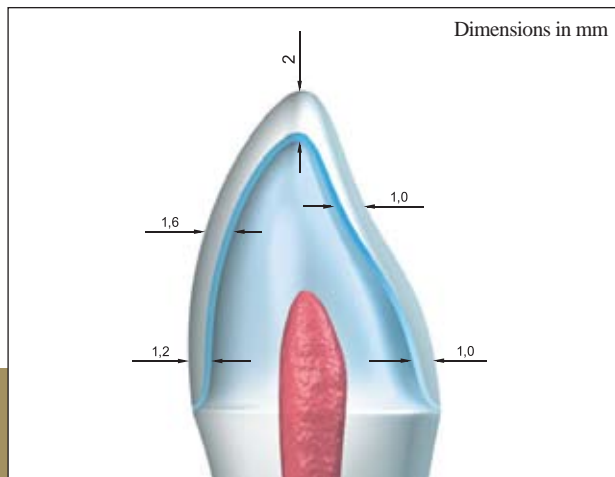
\$235.⁰⁰

ZIRCONIA CROWN PREP GUIDE

Preparation and fastening

During preparation, ensure that the but-joint chamfer is distinct. This will ensure that the cementing in is reliable and does not require extended drying.

The frame and occlusion can of course be checked before cementing. Please follow the preparation guidelines.



Price Compare Table Regular Crown VS. Zirconia Crown

Regular Crown		Zirconia Crown	
P. F. M.	\$150	OPAL Zirconia	\$180
Butt Margin	\$ 40	(Stain Tech)	
Gold (min.)	\$ 60	or	
Total Cost	\$250	OPAL Zirconia	\$235
		(Layering Tech)	

Smile
Restoration
dental lab.

604.925.0207, 604.461.2112

smile@srdentallab.com www.srdentallab.com

White Rock Office / Port Moody Office

Smile Design & Occlusion Seminar

A Four Day Hands On Course

with Dr. Steven Hill



Smile Design : **Dr. Steven Hill**

Dr. Hill's study of cosmetic dentistry began in 1987 and he is now an Accredited Member of the American Academy of Cosmetic Dentistry and currently sits on their board of directors.

He is a co-founder and past president of the Canadian Academy of Cosmetic Dentistry (an affiliate of the AACD). Dr. Hill received his dental degree from the University of British Columbia. A general practitioner providing services in cosmetic dentistry, Dr. Hill has completed post graduate studies at: Creating Restorative Excellence Inc., Seattle, WA.; the Cosmetic Continuum, Louisiana State University in New Orleans, LA; Advanced Restorative Esthetics III, Baylor College, Dallas, TX and more recently, the Occlusion, Functional Anterior and Full-mouth Synergy programs from the Hornbrook Group of San Diego, CA. Dr. Hill enjoys his active family life with his wife and three kids. His other interests include wine making, gardening, skiing, cycling and indoor rock climbing.




Occlusion : **Dr. John N. Nasedkin** D.D.S., F.R.C.D.(C.), F.A.D.M.

Dr. Nasedkin graduated with a D.D.S. from the University of Alberta in 1959 where he was awarded a Gold Ring for participation in student activities. His Clinical Fellowship in Dental Medicine at the Forsyth Dental Center in Boston, Massachusetts, was followed by three years of practice and study in London, England.

He is a certified specialist in prosthodontics (Fellow, Royal College of Dentists of Canada) and a Fellow of The Academy of General Dentistry and of the Academy of Dental Materials. Dr. Nasedkin has for many years been an Examiner in Prosthodontics of the Royal College of Dentists of Canada. Memberships include the Canadian Academy of Restorative Dentistry and Prosthodontics, the Pacific Coast Society for Prosthodontists, the International College of Prosthodontists, the American Academy of Cosmetic Dentistry and the Academy of Osseointegration. He is also a Master Tutor of the Faculty of General Dental Practitioners (UK). He founded the highly successful "Biology of Occlusion" programs of The American Equilibration Society of which he is a Past - President. He is the moderator and program coordinator of the annual Pacific Implant Symposium and is the mentor of TEST, The Esthetic Study Team, and associated groups in many cities.

Dr. Nasedkin is a Past President of the American Equilibration Society. This is the world's largest Occlusion/TMD organization. For information go to www.aes-tmj.org.

Dr. Nasedkin has presented programs on Occlusion/T M Joint and Esthetics on a world-wide basis. He was the section editor of Cranio (The Journal of Craniomandibular Practice) and the co-editor of the book, "Occlusion: The State of the Art". He had an article published in the July/August 2003 issue of the Journal of the Canadian Dental Association. He is now a consultant in esthetics, TMD and mouth rehabilitation. Dr. Nasedkin brings a wealth of experience to his areas of interest.



Advanced Smile Reconstruction 4 Day Hands-ON course

This is a hands-on, live patient program.

It takes place over two weekends that are two weeks apart to allow time for the ceramists to complete their work.

You will need a patient who requires 6 – 10 maxillary indirect restorations and they need to be there on both weekends – firstly for the preparation and provisionalization of their teeth and secondly for the delivery of their new smile.

It is important to have your patient vetted by our instructors before the start day.

Essentials of Esthetics

1. Identify important anterior dental anatomy.
2. Learn dental esthetic ratios.
3. Define 'age specific' set ups.
4. Understand the relationships between chroma, hue and value.
5. Review material choices based on strength vs esthetic considerations.
6. Occlusal considerations – use of JVA(joint vibrational analysis)
7. Use provisional restorations to test function and esthetic outcomes.

Essentials of Prep Design

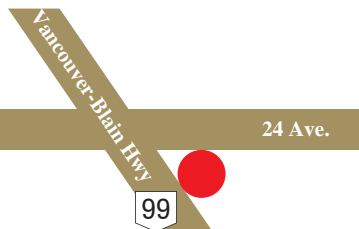
1. Learn to use different designs for different needs
2. Is 'no prep' and option?
3. How material choice affects design

Essentials of Restoration Delivery

1. Review enamel and dentinal bonding for 2012.
2. Use of T-Scan

Location and Dates:

Pacific Oral Health Society,
15850 - 24th Avenue,
Surrey, BC, V3S 0G1



Date & Time:

08:00am - 12:00pm

13:00pm - 17:00pm

February 8 - 9, 2013

February 22-23, 2013

Fees: \$5,000.00

Work with Smile Restoration Dental Lab, sending them \$2,000.00 worth of lab services per month for 6 months and SRDL will reimburse you \$4,000.00

Registration

Name			
Clinic Name		Phone	
Address			
Pay by	VISA <input type="checkbox"/>	Master <input type="checkbox"/>	Amex <input type="checkbox"/> Check <input type="checkbox"/>
Credit Card Number		Expiry	/
Cardholder Name			



For more information, please contact
604-461-2112, 604-461-0207 or seminar@srdentallab.com

Dental Digital Photography Seminar



by Dr. Robert Maher

Dr. Robert Maher has published several articles and lectures on esthetic dentistry, digital photography, peer review and high performance driving. Dr. Maher is a continuing education provider.

Recent lecture venues include AACD Vancouver, Denmat Las Vegas and San Diego and ongoing clinical courses with Keller Lab of St Louis.

He is the innovator and founder of a unique clinical mentoring program providing one on one clinical mentoring in the doctor clients' own office.

Most recently, Dr Maher was on the faculty the UCLA Esthetic Dental Residency program founded by Dr Ed McLaren, the only program of its kind. In 1998 he founded the fee for service El Paseo Center for Cosmetic Dentistry in Palm Desert, California.

\$3,000 Value yours FREE!!

Smile Restoration Dental Lab would like to offer this Nikon D700 SLR Camera worth \$3,000 to the participating doctor if he/she agrees to the following:

- The dentist is to provide at least \$2000 of any lab services per month for 6 months, which is 12,000 at the end of 6 months. SRDL will reimburse \$3,000 at end of 6 months.

This offer allows dentists to continue their normal lab routine while adding SRDL's outstanding creations.



Nikon D700 Digital Dental Photography KIT Can be yours FREE!!

Kit includes :

- Nikon D700
- Nikon 85mm Micro Lens
- Nikon Twin flash kit
- SD Card 2G
- Batteries
- Hard cover case



PHOTOGRAPHY CURRICULUM



8 AM to NOON

A lecture that encompasses all phases of photography; emphasizing the “New Patient Experience” and includes the New Patient Exam and Consult. I will show you how we do this in our practice. It is very successful and results in a very high case acceptance.

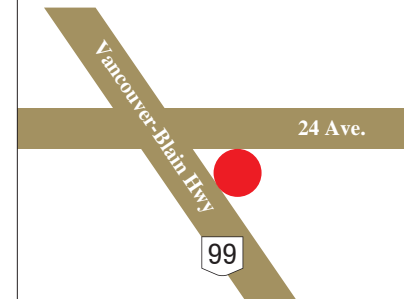
You will improve your diagnostic and presentation skills significantly. Also, you learn how to bring existing patients into the photo database.

1 PM to 4 or 5 PM

- Staff “Hands on Training”; teach all appropriate staff members to take clinical photos. Assistants, Hygienist and Dr and any front staff that are interested.
- Front staff to learn how to help with occlusal photos and putting photos into a computer and how to create a slide show. Front office staff is critical to case presentation and case acceptance.
- Teach staff to put photos into a computer and show patients a slide show.
- Organize and network your office computer system so the photos can be accessed anywhere in the office.

Location

15850 - 24th Avenue,
Surrey, BC, V3S 0G1



Seminar fee is \$500 for One Doctor and One CDA to participate in a full day (7 CE credits) of photography lessons.

Registration

Name			
Clinic Name		Phone	
Address			
Pay by	VISA <input type="checkbox"/>	Master <input type="checkbox"/>	Amex <input type="checkbox"/> Check <input type="checkbox"/>
Credit Card Number		Expiry	/
Cardholder Name			



For more information, please contact
604-461-2112, 604-461-0207 or seminar@srdentallab.com

Smile Design / Full Mouth Rehabilitation

Doctor's Name : _____ Patient's Name : _____

Doctor's Phone No. : _____ E-mail : _____

Doctor's Address : _____

Due Date : _____ Shipping Date : _____

Treatment Goals :

Items Included With the Case :

Impressions / Model

- Pre-op impressions / models
- Master impressions
Upper (Qty. _____), Lower (Qty. _____)
- Mockup impression of centrals / anteriors
- Opposing impression / model
- Temps impression / model
- Photos (See Photos Checklist)

Mounting Records

- Type of articulator (check)
____ Stratos, ____ Panadent, ____ Kavo, ____ Denar
Other _____
- Type of Facebow : _____
____ Mock-up, ____ Temps
- Facebow adjusted to esthetic horizontal
- Mounting Records (bites) ____ CO, ____ CR

Special mounting instructions

Material and Teeth involved:

- Pressed ceramics (Teeth #) _____
- Feldspathic (proveners) (Teeth #) _____
- Zirconia (Teeth #) _____
- Indirect reinforced composite (Teeth #) _____
- Full metal : Precious (Teeth #) _____
Semi-precious (Teeth #) _____
- Porcelain-fused to metal

Margins

- Porcelain butt margin 360 (Teeth #) _____
- Porcelain butt margin Facial (Teeth #) _____
- Porcelain & metal margin (Teeth #) _____
- Metal collar (Teeth #) _____
- Alloy : ____ Precious ____ Semi-precious
____ Non-precious

Length:

#6 (13) _____
 #7 (12) _____
 #8 (11) _____
 #9 (10) _____
 #10 (22) _____
 #11 (23) _____

Final CEJ to CEJ Measurement : _____ mm
 As taken from tooth # _____ to tooth # _____
 Overbite : _____ mm Overjet : _____ mm
 Special Length Instructions :

Shape:

Special Shape Instructions :

_____ Follow temps
 _____ Follow Mock-up

Pontics:

Ovate

Modified
Ridge
Lap

Conical

Ridge
Lap

Hygienic

Ovate (teeth #) _____

Modified Ridge Lap (teeth #) _____

Conical (teeth #) _____

Ridge Lap (teeth #) _____

Hygienic (teeth #) _____

Special instruction :

Prep (Stump) Shade:

Teeth # : _____ ST : _____
 Teeth # : _____ ST : _____
 Teeth # : _____ ST : _____
 Teeth # : _____ ST : _____

Final Shade:

Gingival Shade : _____
 Body Shade : _____
 Incisal Shade : _____

**Incisal****Translucency :**

- Minimal (0.5 mm)
 Moderate (1.0 mm)
 Maximum (1.5 mm)

Shade of**Translucency :**

- Clear
 Smoke
 Opal / Blue
 Frosted
 Amber

Shade of**Translucency :**

- None
 Light
 Heavy

Surface**Texture :**

- High
 Medium
 Light
 Smooth

Surface**Finish :**

- High Glaze
 Polished Gloss
 Satin Finish
 Low Gloss

Occlusal**Clearance :**

- In occlusion
 Foil Relief

Implants:

Implants Manufacturer _____ Items enclosed _____

Crown type : _____ Screw _____ Cemented _____ single _____ Splinted

Abutment Material : _____ Casting _____ Zirconium _____ Titanium

Special instruction :

Photos Checklist

1. Pre-operative Full-face Smile



2. Pre-operative Close-up Smile



3. Prep Shade



4. Final Shade



5. Stick Bite



6. Ear-less Face Bow (Horizontal & Vertical)



7. Close-up Smile with Temps



8. Full-face Smile with Temps



DIAGNOSTIC WAX UP PRESCRIPTION

Date : _____

Doctor's Name : _____

Patient's Name : _____

Doctor's Phone No. : _____

E-mail : _____

Doctor's Address : _____

Enclosed is following information

1. Upper and lower pre-op models or Poly-Vinyl Siloxane impressions enclosed
2. Photographs
 - a. Full face smiling
 - b. Anterior smile
 - c. Anterior retracted
3. Stick bite and photo
4. Requested length approximation :
 - a. Central _____
 - b. Lateral _____
 - c. Canine _____
5. Anticipated tissue changes :
 - a. Tooth number and amount _____
 - b. Tooth number and amount _____
6. Buccal corridor, enhance upper arch width by _____ mm to the facial on #'s _____
7. Midline Changes
 - a. Move upper midline 0mm / 0.5mm / 1.0mm to the patient's Left / Right
8. Desired Restoration CEJ to CEJ
 - a. Maintain existing CO
 - b. Consider opening later : _____ mm
9. Teeth involved in crown wax-up #'s _____
10. Teeth involved in veneer wax-up #'s _____

Note : _____

Doctor's Signature _____

Doctor's License No. _____

DELIVERY DATE

Rx DATE

DR. NAME : _____ PHONE : _____

PATIENT NAME : _____ SEX M F AGE : _____

TEETH NUMBERS (CIRCLE)

17, 16, 15, 14, 13, 12, 11 | 21, 22, 23, 24, 25, 26, 27
 47, 46, 45, 44, 43, 42, 41 | 31, 32, 33, 34, 35, 36, 37

- Evaluation
- Die Trim
- Wax-up
- Try-in
- Bisque
- Finish

TYPE OF REATORATION

ALL CERAMIC

- IPS EMPRESS® ESTHETIC
- Emax
- Feldspathic
- Zirconia
- Solid Zirconia

PORCELAIN TO METAL

- YellowPrec, HM
- White Prec, HN
- SEMI Prec, N
- NON-Prec.

ALL METAL

- 75% Gold
- 62% Gold
- 40% Gold
- SEMI PREC, N
- NON-Prec.

SIGNATURE DIAGNOSTIC WAX UP

- Diagnostic Wax Up
- Aesthetic Temporaries
- Soft Tissue Mask

INSTRUCTION :

Call Me

TYPE OF REATORATION

Shade _____

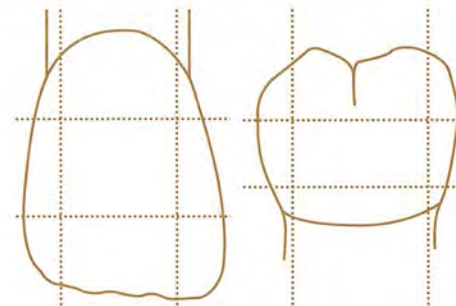
Stump Shade _____

OCCLUSAL STAIN

- None Light Medium
- Dark

Type of Translucency

- Clear Smoke Frosted
- Amber



MIDLINE SHIFT

R _____ mm L _____ mm

FRAME DESIGN (PLEASE CIRCLE)



MARGIN DESIGN

- All Porcelain-Facial Margin
- All Porcelain Margin 360°
- Show No Metal (Traditional PFM)
- Show No Metal 360°
- Metal Margin 360°

PONTIC DESIGN (PLEASE CIRCLE)



Sanitary Full Ridge Modified Ounte Bullet _____ mm
 RIDGE RELIEF Yes No _____ mm

Length :

Centrals _____ mm Laterals _____ mm Canines _____ mm

Specific Length Instructions _____

Surface Texture :

- High Medium Light Smooth (No Surface Texture)

Surface Finish :

- High Glaze Polished Gloss Satin Finish Low Gloss

Lateral Excursion :

Cuspid Guidance Group Function

GOAL OF FINAL CASE

- Close Diastema
- Lengthen Teeth
- Widen Smile
- Change Shape
- Change Shade
- Feminize Smile
- Move Middle
- Restore Worn Teeth
- Rejuvenate Smile
- Restore to CR
- Normal Guidance
- Restore Morphology
- Straighten Teeth
- Comfortable Chewing
- Level Occlusal Plan
- Replace Missing Teeth
- Other -----

HAVE YOU INCLUDED THE FOLLOWING

- Photo : Slides (Qty _____)
- Prints (Qty _____)
- Web Upload (Qty _____)
- Master Impression (Qty _____)
- Opposing Model
- CO Bite Registration
- Bite Registration w/Stick
- Midline Indicated
- Pre-treatment Diagnostic Wax-up
- Articulated
- Facebow Transfer Table
- Incisal Matrix
- Other : _____

SIGNATURE OF DENTIST

Smile Restoration dental lab.

Shipping Instruction

We are currently offering complimentary roundtrip shipping service within Canada.

Finished case delivery time frame for dental service will be 4-5 business days after case is received.

These are our Prepaid Account Information with our carrier service companies.

You will be able to use any of them and let me know if you have any question of it.

**1. Loomis Express(DHL) : P 47147
(Tollfree#1855-256-6647)**

Loomis Express



**2. UPS : 3V9953
(Tollfree#1800-742-5877)**



*** This is receiver's information for shipping ***

**1. Shipping address : 2816 St. Johns Street,
Port Moody, B.C. V3H 2C1**

2. Company Name : Smile Restoration Dental Lab

3. Contact person : Michelle Lee / J.J. Ahn

4. Contact Info : 604-461-0207 / 604-461-2112

smile@srdentallab.com

If you have any questions, please feel free to contact us

“ THE ART BEHIND THE SMILE ! “