
QUESTIONING RESOURCES

Contains:

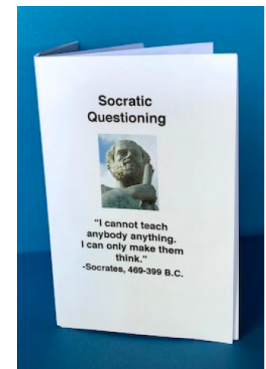
17 **Practice Connections** * **Research Resources**
Socratic Questioning Resources * **Revised Bloom's Taxonomy Question Resources** * **Six Questions Resource Materials** * **Question Quotes**
Other Questioning Resources * **Question Songs**

[17 Practice Connections](#) - What's the connection?

[Research Resources](#)

Socratic Questioning Resources

1. [Designing Effective Projects: Questioning The Socratic Questioning Technique](#) - explanation of the Socratic questioning technique
2. [Socratic Question Stems](#) - Question stem examples for all levels (single page format)
3. [Socratic Question Stems Mini Booklet](#) - Foldable Mini Booklet Format
4. [Mini Booklet Directions](#) - How-to instructions for making the booklet
5. [Socratic Questions Cube](#) - Question stem examples on a foldable cube for use in Socratic Questioning Strategies
6. [Socratic Questioning Learning Strategies](#) - 4 Strategies for use with the Socratic Sheet, Booklet, and Cube



"Judge a man by his questions, rather than his answers."


- Voltaire

"Judge a man by his questions rather than by his answers."

-Voltaire

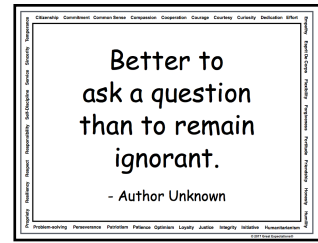
Revised Bloom's Taxonomy Question Resources

1. **Bloom's Taxonomy** - an explanation and comparison between the original and revised taxonomies.
2. **Revised Bloom's Taxonomy Questions** - Questions stems for all levels (single page format)
3. **Bloom's Question Stems Booklet** - Foldable Mini Booklet Format
4. **Mini Booklet Directions** - How-to instructions for making the booklet
5. **Revised Bloom's Taxonomy Cube** - Question stems on a foldable cube for use with Revised Bloom's Questioning Learning Strategies.
6. **Revised Bloom's Questioning Learning Strategies** - 4 Strategies for use with the Revised Bloom's Sheet, Booklet, and Cube



"Better to ask a question than to remain ignorant."

-- Author Unknown



Six Questions Resource Materials

Who? - What? - Where? - When? - Why? - How?

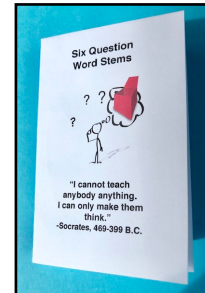
1. **Six Question Learning Strategies** - 5 Strategies for use with the Six Question resources.

2. **Six Question Cube** - Question Cube with the six basic questions, Who, What, When, Where, Why, and How.



3. **Six Questions Stems Sheet**

4. **Six Questions Stems Mini Booklet** - Questions writing stems in mini booklet format



5. **Mini Booklet Directions** - How-to instructions for making the booklet

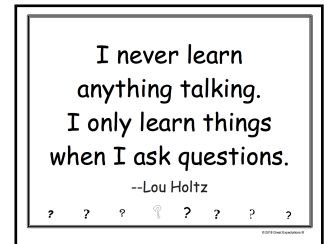
6. **Sign Language for Question Stems** - Add a nonverbal component using official sign language

7. **Music Videos for Practice 5 and Question Stems Songs** - Includes some songs in Spanish

8. **Music Videos for Question Stems Songs** - Includes some songs in Spanish

**"I never learned anything talking. I only learn things
when I ask questions."**

Lou Holz



Literature Six Question Analysis Tool

1. [Hand'y Curriculum Connections Page One - Poster 1; Poster 2, Poster 3;](#)

- [Page Two - graphic organizer](#) - incorporate the six questions to analyze any piece of literature/curriculum content using these instructions for the use in different curriculum areas.
- [4x4 Hand'y Curriculum Task Cards](#)
- [Hand'y Curriculum Connections - Digital download](#) with poster and instructions

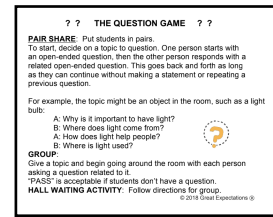


2. Literature Lesson Examples applying the Questioning process:

- Elem - [Fable 1](#) and [Fable 2](#)
- MS/HS - [Fable 1](#) and [Fable 2](#)

Other Questioning Resources

1. [Question Game 4x4 Task Card](#)
2. [What Questions Did You Ask Today? 3:55 min.](#)
Excellent video giving basic questions about asking questions.
3. [Open and Closed Ended Questions](#) - Explanation and sign language for 'open' and 'closed'
4. [Procedure for Asking and Answering Questions in Complete sentences](#) Example
5. [Procedure for Designating Time for Formal or Casual Speech](#)
6. [Wait Time for Questions](#) - article giving the 'WHY' for using wait time as well as other tips.
7. [Using "Think-Time" and "Wait-Time" Skillfully in the Classroom.](#) - article giving the "HOW" for using think time and wait time as well as strategies to implement additional processing time.
8. [Teaching Learners to Ask Their Own Questions](#) - includes multiple resources
9. [What is QFT?](#) - Explanation of the steps and videos demonstrating the use of the Question Formulation Technique in the classroom.
[QFT - Question Formulation Technique](#) (quick guide) - The purpose of this guide is to give you a quick overview of the Question Formulation Technique™ (QFT™) and to provide you with an outline you can use to experience the question formulation process. The process uses cooperative groups to formulate questions and outcomes on an assigned topic.
[Teaching Channel](#) has published a blog series that showcases teachers across the United States who use the Question Formulation Technique (QFT). The blog series features educators from the lower-elementary grades through community college. It includes insights from science, history, English, library, and math teachers showing how the effectiveness of the QFT in the classroom is lived out in these educational settings



10. [State Changes](#) - 28 simple ideas to maintain learner engagement

- [4x4 Task Cards](#) with State Changes

11. [Curiosity Resources](#) - contains material for both Elementary and Middle/High School - Songs, Videos, Websites, Links to supplementary material within the GE website, and Other Materials

Question Songs

1. [Question Words Song](#) - 2:09 min. Sing along with and watch the catchy 'Question Words' song. Find out how to use 'Who', 'Why', 'What', 'When', 'Where' & 'How'.
2. [Six Questions](#) - 2:52 min. Jack Hartmann song - Learn the six questions to ask for reading comprehension. Who, What, When, Where, How and Why. Help student's increase their comprehension skills by learning the six questions to keep in mind when you read and write.
3. [How to Teach Word Questions](#) - 1:46 min.
4. Learn the Question words with [Spanish Interrogatives Jingle Bells Song/ Canción de los ... - YouTube](#) 3:14 min.
5. [The Five W's Song](#) - explains the 5 'W's' - 1:40 min.