



## SOUNDARYA SCHOOL

### Bridge Course Worksheet – June 2020

**Dear parents,**

We thank you for enabling your wards to complete the previous 3 weeks revision assignments in a successful manner. Those assignments were meant for making your wards update their lessons taught during the Academic year 2019 – 20.

In continuation of the schedule, the 4<sup>th</sup> planner is focused on “**Bridge course assignments and activities**” as a preparation for the new Academic year 2020-21. The prime objective of this course is to ensure your wards fitness & readiness for their next Higher class. Hence you all must see that your wards solve the assignments subject wise in the books in continuation with the previous assignments according to the Time table mentioned below and submit on the reopening day itself. Otherwise they will not be entertained in their new class. Kindly monitor this and cooperate with us. Let's together build a bright academic future for them.

<b>Date</b>	<b>Subject</b>
<b>01 – 06 - 20</b>	<b>English</b>
<b>02 – 06 - 20</b>	<b>Mathematics</b>
<b>03 – 06 - 20 &amp; 04 – 06 - 20</b>	<b>EVS</b>
<b>05 – 06 - 20</b>	<b>Kannada</b>




**SOUNDARYA PRE-PRIMARY SCHOOL**  
**Bridge Course Worksheet – June 2020**

**Subject: English**

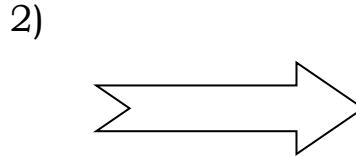
**Date: 01-06-2020**

**Class: UKG**


**I. Write the words for the given picture :**



\_\_\_\_\_




\_\_\_\_\_



\_\_\_\_\_

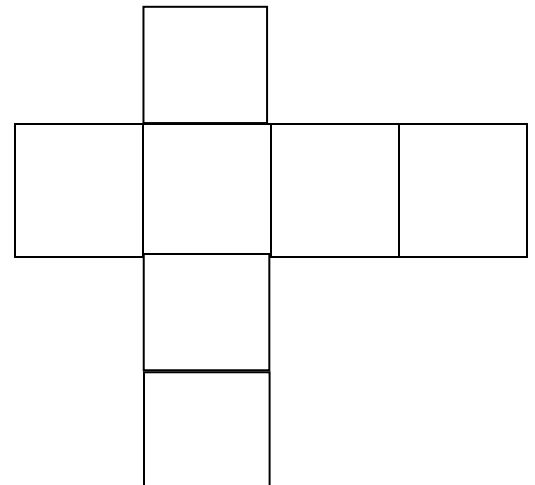



\_\_\_\_\_



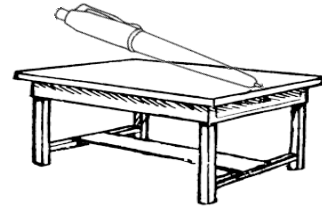
\_\_\_\_\_

**II. Cross word:**




**III. Fill in the blanks using in, on, under :**

1) The pen is \_\_\_\_\_ the table.




2) The fish is \_\_\_\_\_ the water.




3) The cat is \_\_\_\_\_ the chair.



4) The hen is \_\_\_\_\_ the log.



5) The fruits are \_\_\_\_\_ the basket.



**IV. Write the plural form of :**

1) bag - \_\_\_\_\_

2) apple - \_\_\_\_\_

3) table - \_\_\_\_\_

4) pencil - \_\_\_\_\_

**V. Draw the pictures for the given words:**

Bus - \_\_\_\_\_

Igloo - \_\_\_\_\_

Hat - \_\_\_\_\_

Kite - \_\_\_\_\_

**VI. Write the opposites for:**

Come X \_\_\_\_\_

Move X \_\_\_\_\_

Hot X \_\_\_\_\_

Tall X \_\_\_\_\_

**VII. Answer the question :**

1) What is that?



2) \_\_\_\_\_ What is this?



3) \_\_\_\_\_ What are these?



4) What are those?



**VIII. Write Cursive Upper Case & Lower Case Letters from A a – Z z :**

\*\*\*\*\*



**SOUNDARYA PRE-PRIMARY SCHOOL**  
**Bridge Course Worksheet – June 2020**

**Subject: Mathematics**

**Date: 02-06-2020**

**Class: UKG**

**I. Write the numbers from 1 to 100 :**

**II. Fill in the blanks :**

a) 40 \_\_\_\_\_ 42

b) 29 \_\_\_\_\_

c) \_\_\_\_\_ 13

d) 65 \_\_\_\_\_ 67

**III. Write 11-20 in words:**

**IV. Write the words for the given positions :**

3<sup>rd</sup> - \_\_\_\_\_

10<sup>th</sup> - \_\_\_\_\_

5<sup>th</sup> - \_\_\_\_\_

2<sup>nd</sup> - \_\_\_\_\_

**V. Write the backward numbers 50-0 :**

**VI. Write Addition Table of 2 :**

**VII. Insert > , <, = in the circle:**

7 ○ 9

8 ○ 4

2 ○ 2

5 ○ 3

**VIII. Skip counting of ' 2 ' :**

**IX. Addition sums :**

4	5	8	7	9	2
+ 2	+ 3	+ 4	+ 0	+ 4	+ 1
_____	_____	_____	_____	_____	_____
_____	_____	_____	_____	_____	_____

**X. Comparison :**

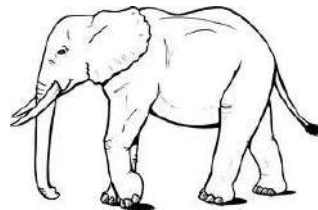
**1) Tick the lighter object:**




**2) Tick the bigger Ball :**



**3) Tick the smallest animal:**



**4) Tick the taller animal :**





**SOUNDARYA PRE-PRIMARY SCHOOL**  
**Bridge Course Worksheet – June 2020**

**Subject: EVS**

**Date: 03-06-2020**

**Class: UKG**

**I. Name the parts of the body :**



\_\_\_\_\_




\_\_\_\_\_



\_\_\_\_\_



\_\_\_\_\_



\_\_\_\_\_



\_\_\_\_\_



\_\_\_\_\_



\_\_\_\_\_

**II. Fill up the blanks:**

1) Today is \_\_\_\_\_

2) The young one of a Cow is \_\_\_\_\_

3) Yesterday was \_\_\_\_\_

4) The young one of a kangaroo is \_\_\_\_\_


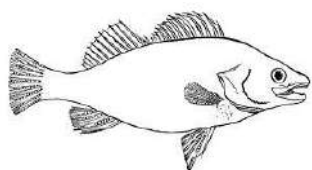


5) My name is \_\_\_\_\_

6) I want to become a \_\_\_\_\_

7) I am studying in \_\_\_\_\_


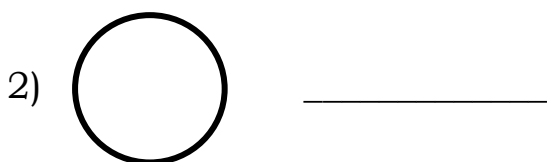
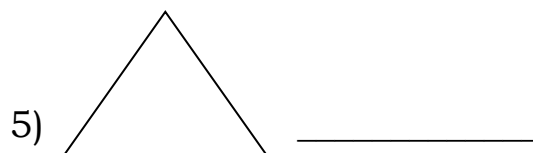
8) I Live in \_\_\_\_\_.

**III. Look at the pictures and write the names of the animals where they belong to**

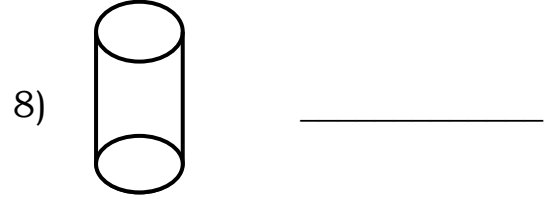





<b>Domestic Animals</b>	<b>Wild Animals</b>	<b>Sea Animals</b>
1)	1)	1)
2)	2)	2)







**IV. Name them :**









**V. Match the animals with their homes:**



**VI. Colour (G) if you think the child is doing Good & (B) if you think it is doing something bad:**

**VII. Mark ( ✓ ) on healthy foods:**




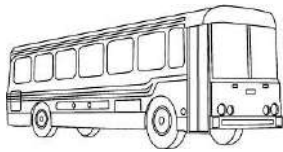
**VIII. Draw the pictures and name them :**

**a) Traffic Signal**


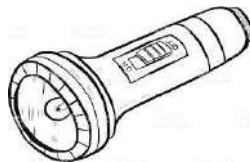
**b) Parts of the plants**

**c) Our national symbols (any 3)**


**IX)a) Circle the thing which belongs to waterways:**




**b) Circle the thing which is living thing:**



**c) Circle the vehicle that carries patients:**



**d) Circle the thing which is non-living thing:**







**SOUNDARYA PRE-PRIMARY SCHOOL**  
**Bridge Course Worksheet – June 2020**

**Class: UKG**

**Subject: Kannada**

**Date: 05-06-2020**

**I. ಚಿತ್ರ ಗುರುತಿಸಿ ಮೊದಲ ಅಕ್ಷರ ಬರೆಯಿರಿ:**



**II. ಹೊಂದಿಸಿ ಬರೆಯಿರಿ:**

ಆ




ಬು



ಬಿ



ಬ



III. ಕೊಟ್ಟಿರುವ ಅಕ್ಷರಗಳಲ್ಲಿ ಸ್ವರಗಳನ್ನು ಪಟ್ಟಿ ಮಾಡಿ:

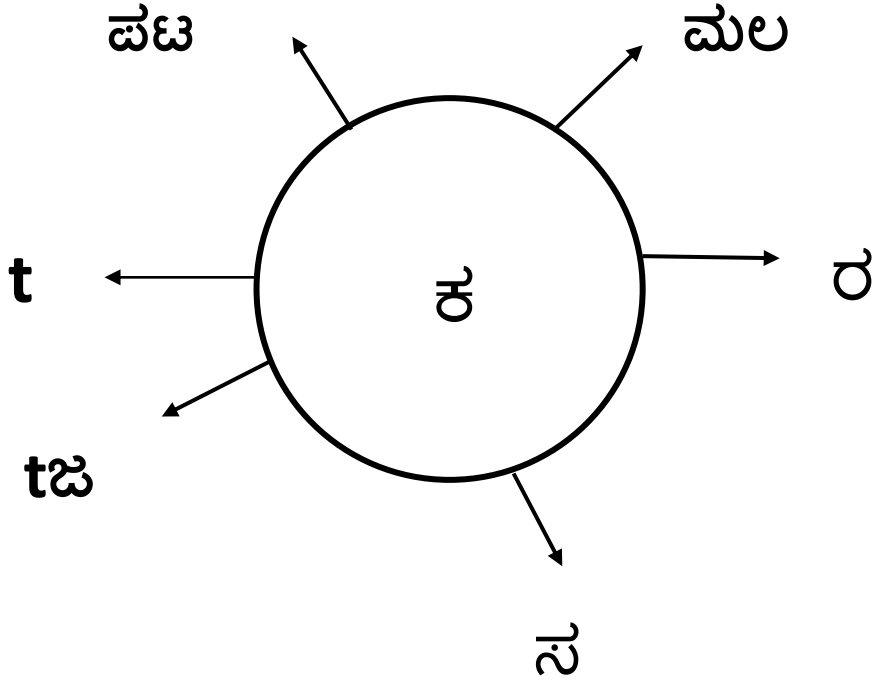



IV. ಹೊಂದಿಸಿ ಬರೆಯಿರಿ:

- |   |      |
|---|------|
| ಶ | ಮರ   |
| ಕ | ಓಟ   |
| ಓ | ಧಳಧಳ |
| ಊ | ಪೆಷಡ |
| ಮ | ಕಮಲ  |
| ಛ | ಪಟ   |

v. ಅ ಯಿಂದ ಳ ವರೆಗೆ ಬರೆಯಿರಿ:

VI. ಕೊಟ್ಟಿರುವ ಅಕ್ಷರಕ್ಕೆ ಪದ ರಚಿಸಿ:



\*\*\*\*\*