

Spanish Vocabulary and Phrases

for

Construction Workers



SAMPLE EXERCISES

**Downloadable Programs and Lessons
Available now on MP3**

www.marialanguages.com

by

Maria Leonor Oliveira, M. A.

A special thanks to you and to all my students, family and friends who have inspired me over the years.

With gratitude.

*Purchase **Spanish for Construction Workers** now,
and receive free access to a password protected course area for additional practice and self-testing!*

Access Quizzes

Copyright © 2014 by Maria Leonor Oliveira
ISBN: 1-888165-40-5

All rights reserved. No part of this work may be reproduced or utilized in any form or by any means, electronic or mechanical, including photocopying, microfilm and recording or by any information storage and retrieval system without permission in writing from the publisher.

Published by: Maria Oliveira Language Consulting Service
Benicia, California, 94510, USA

For inquiries or orders:
707-746-5979 voice
e-mail: meleonor@sbcglobal.net
<http://www.marialanguages.com>

Follow us:

Facebook: <https://www.facebook.com/MariaOliveiraLanguageCenter>

Twitter: <https://twitter.com/marialanguages>

LinkedIn: <https://www.linkedin.com/company/2342531?trk=tyah>

Pinterest: <http://www.pinterest.com/marialanguages/pins/>

Google+: <https://plus.google.com/+Marialanguages/posts>

Dear Student,

Spanish Vocabulary and Phrases for Construction Workers is designed to improve communication at work sites that employ both Spanish-speaking and English-speaking workers. Whether asking for tools, arranging work hours, or clarifying instructions, students will greatly increase communication and workplace efficiency when they study the phrases and vocabulary offered here.

The material is designed for quick learning in a fun and accessible format. Because the lessons build upon each other in a cumulative fashion, it is most advantageous to begin with Lesson 1 and work forward. Study the words and work the practice exercises until you feel confident with what you have learned. Use the puzzles to test your success; return to the lesson to correct any mistakes.

The General Information section contains important basic reference material. With this section, you can substitute vital information in the new phrases that you learn. Such things as days of the week, numbers, and time are available for your quick reference.

Finally, enjoy your new skills; practice them and invite your co-workers to join in. Learning a new language is a challenge, but it is a rewarding one.

Enjoy your studies!

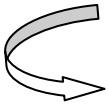
Maria Oliveira

TABLE OF CONTENTS

Lessons	Subject	Page
Lesson 1	Tools	1
Lesson 1 – Part 2	Phrases	2
Lesson 1 – Part 3	Dialogues	4
Lesson 2	Tools and Hardware	5
Lesson 2 – Part 2	Sentences	6
Lesson 3	Electrical Tools & Equipment	7
Lesson 3 – Part 2	Sentences	8
Lesson 4	More Tools of the Trades	10
Lesson 4 – Part 2	Sentences	11
Lesson 5	Occupations	12
Lesson 5 – Part 2	Sentences	13
Lesson 6	Trucks and Heavy Equipment	15
Lesson 6 – Part 2	Sentences	16
CD 2		
Lesson 7	Construction Site	17
Lesson 7 – Part 2	Sentences	18
Lesson 8	Home Remodeling	20
Lesson 8 – Part 2	Sentences	21
Lesson 9	Home Remodeling 2	22
Lesson – Part 2	Sentences	23
Lesson 10	Prepositions	25
Lesson 10 – Part 2	Sentences	26
Lesson 11	Verb Infinitives	27
Lesson 12	Commands	28
Lesson 13	Adjectives & Adverbs	29
Lesson 13 – Part 2	Adjectives & Adverbs	30
Written Exercises		33
General Information		65
Answers		69

WORKBOOK SAMPLE EXERCISES

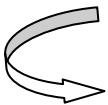
EJERCICIO 3



Here are some useful statements, commands and questions that relate to the nouns you have learned.

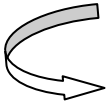
Necesito el / la / un ...	I need a.....
Dame el / la	Give me the
¿Dónde está el / la.....?	Where is the
Traígame el / la.....	Bring me the ...
No lo tengo.	I don't have it.
No sé donde está.	I don't know where it is.

EJERCICIO 4




Complete the sentences.

1. Juan, ¿dónde está _____(the hammer)?
2. No sé. Lo perdí. Entonces, dame _____(a crowbar).
3. Está bien. Yo creo que _____(the hammer) desapareció.
4. ¡_____! (Look for it) No está. Creo que _____(It was stolen).

EJERCICIO 5

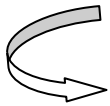
Complete the puzzle.

**Across**

4. hammer
5. pliers
6. crowbar
7. wrench
8. rope
9. drill
10. hand saw

Down

1. screwdriver
2. tools
3. hatchet

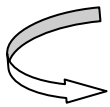
EJERCICIO 8

Complete the sentences.

1. Yo quiero comprar un kilo de _____ (nails).
2. El necesita usar la _____ (tape measure).
3. Es necesario encontrar una _____ (scraper).
4. Yo necesito un _____ (screw) más pequeño.

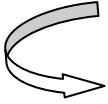
LESSON 3**Electrical Tools**

electric drill	el taladro eléctrico
router	el ranurador
circular saw	la sierra circular
jigsaw	la sierra
workbench	la mesa de trabajo
jackhammer	el martillo perforador
power sander	la pulidora
outlet	el enchufe
plug	la clavija
switch	el interruptor

EJERCICIO 10

Translate the following English words into Spanish.

1. the electric drill _____
2. the router _____
3. the circular saw _____
4. the jigsaw _____

EJERCICIO 15

Match the Spanish words to the English.

- | | | | | |
|----|---------------------|-------|----|----------------------|
| 1. | the vise/C-clamp | _____ | a. | la brocha |
| 2. | the extension cord | _____ | b. | el cepillo de madera |
| 3. | the electrical wire | _____ | c. | la pintura |
| 4. | the tool box | _____ | d. | el tornillo de banco |

GENERAL INFORMATION**NUMBERS**

0	cero	zero
1	uno	one
2	dos	two
3	tres	three
4	cuatro	four
5	cinco	five
6	seis	six
7	siete	seven
8	ocho	eight
9	nueve	nine
10	diez	ten
11	once	eleven
12	doce	twelve
13	trece	thirteen
14	catorce	fourteen
15	quince	fifteen
16	dieciséis	sixteen
17	diecisiete	seventeen
18	dieciocho	eighteen
19	diecinueve	nineteen
20	veinte	twenty

HOW TO TELL TIME


2:45 Son las tres **menos** cuarto.

It's three o'clock minus a quarter.

Falta un cuarto para las tres.


It's quarter to three.

¿Qué hora es?



1:00 Es la una.
It's one o'clock

What time is it?



2:00 Son las dos.
It's two o'clock.

ANSWERS

Ejercicio 1

- | | |
|---------------------|-------------------------|
| 1. las herramientas | 6. el destornillador |
| 2. el martillo | 7. el serrucho |
| 3. la palanca | 8. el taladro |
| 4. el alicate | 9. la hacha |
| 5. la llave inglesa | 10. la soga / la cuerda |

Ejercicio 2

1. d 2. e 3. j 4. i 5. g 6. h 7. b 8. f 9. a 10. c

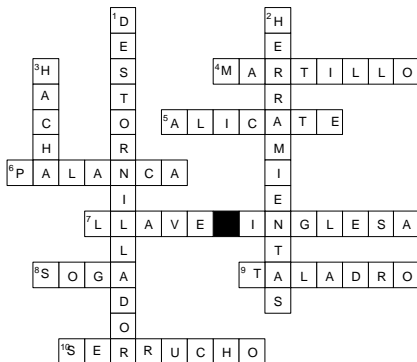
Ejercicio 3

Phrases

Ejercicio 4

- Juan, ¿dónde está **el martillo**?
- No sé. Lo perdí. Entonces, dame **una palanca**.
- Está bien. Yo creo que **el martillo** desapareció.
- ¡Búscalos! Pero, no están. Creo que los robaron.
- Antonio, ¿dónde está **el alicate**?
- No sé. Yo no lo tengo. Y **el serrucho**.
- Sí, aquí está. Ahora necesito **el destornillador**.
- Traígame también **el taladro**.
- También necesito **la llave inglesa**.
- Muy bien. ¡Algo más! No gracias.

Ejercicio 5



FLASHCARDS

tools

las herramientas

hammer

el martillo