

# SPARE PARTS CATALOGUE

## 390 Duke IN



All information contained in this manual is based on the latest product information at the time of publication. Bajaj Auto Limited accepts no liability for any inaccuracies or omissions in this publication, although every possible care has been taken to make it as complete and accurate as possible. All procedures and specifications subject to change without prior notice. The right is reserved to make such changes at any time without prior notice and without incurring an obligation to make such changes to product manufactured previously. Contact authorized KTM Dealer for the latest information on product improvements incorporated after this manual was issued.

**DOC. NO.: 71111717**

**REV. 06 APR 16**

**Dear KTM dealers,**

We are pleased to present the Spare Parts Catalogue for 'KTM 390 DUKE' Model. This catalogue has been specially designed to assist you in selecting the correct parts for procurement to maintain 100% availability.

The KTM spares are subjected to the stringent quality control standards to ensure longer life of the vehicle. It is therefore necessary that only the Genuine KTM Spares are used.

In a continual effort to improve Performance and Efficiency of the vehicles, Specifications, Diagrams, Illustrations and Part Numbers can change without notice. Consequently, the description in this Spare Parts Catalogue cannot therefore be final and binding on us.

The modifications / alterations which are carried out after the issue of this catalogue, will be conveyed to you through our Service Circulars. You are requested to make necessary corrections in the Parts Catalogue as per the circulars so as to keep your catalogue up-to-date. This will ensure the appropriate and speedy delivery of the Spare Parts as the order placed will bear the latest part numbers.

In case, if you need any technical assistance contact the concerned Regional Office or write to us on the following address :

**Service Department - KTM  
Bajaj Auto Limited  
Akurdi, Pune 411 035 India**



**1. How to Read the Catalogue :** Open the catalogue and from the pictorial index locate the group in which the part you want to find is present. Turn over to the concerned page number (as given by pictorial index). Now find out the figure of the part you wish to order. Write down the part number against that particular figure number from the text, and as per the model year applicable (MY).

In case, if you have the part number and you need the other details, the part index can be used. The part index (at the end of the catalogue) will give you the figure and page number of the part you wish to order.

**2. How to Order Spare Parts :** The part number and the description of the part required should be invariably mentioned in the order as per the catalogue text.

The latest part number as conveyed through our service circulars should only appear on the order. In case of ordering painted components, colour shade of the components should be mentioned.

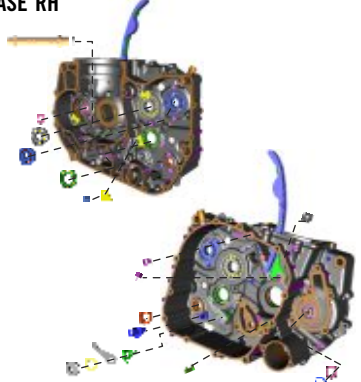
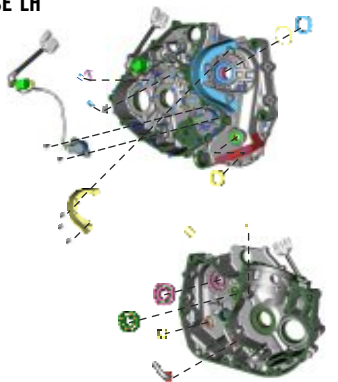
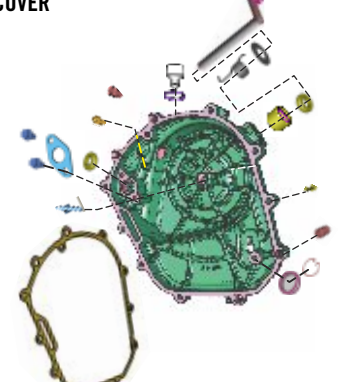
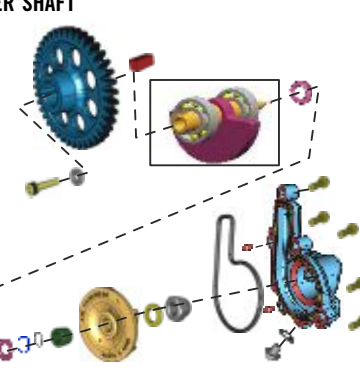
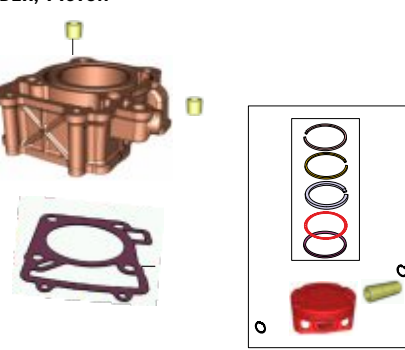
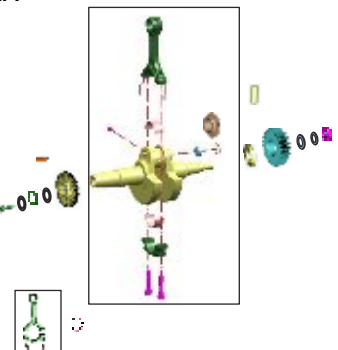

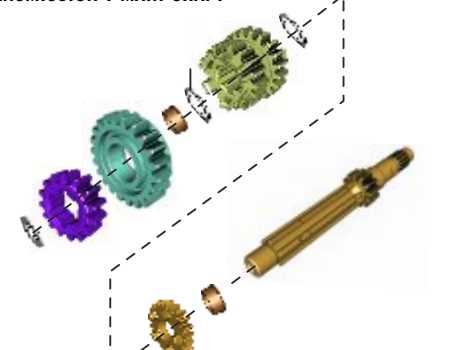



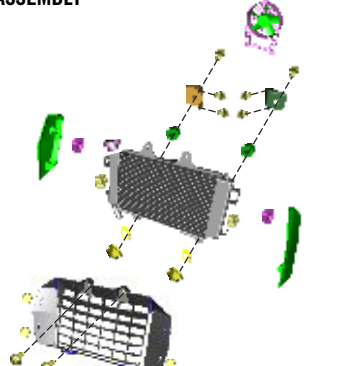
The quantity shown against the part number is the quantity per vehicle for that group so that particular quantity should be multiplied by the number of sets required.

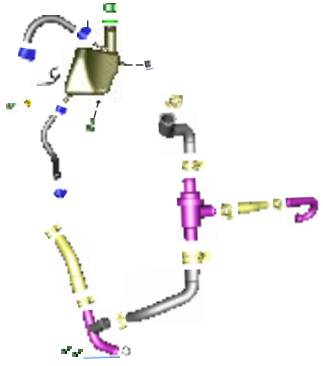

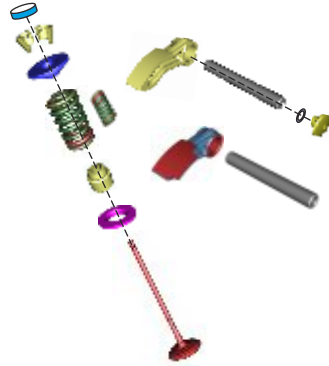
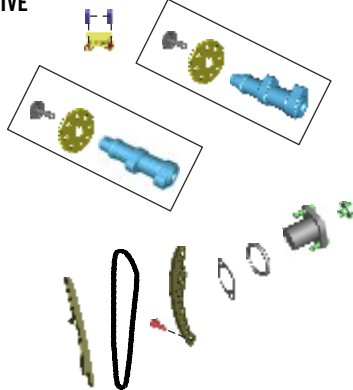
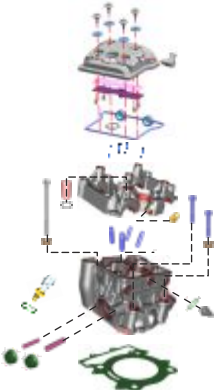
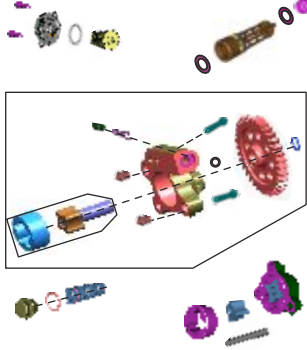

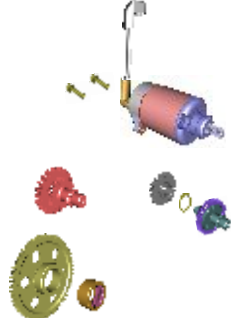

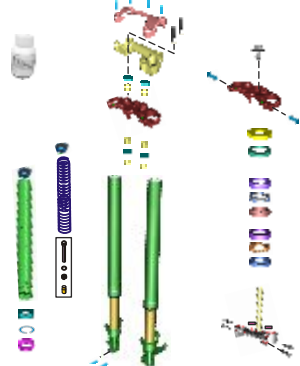
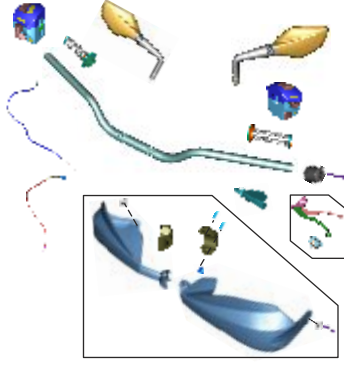
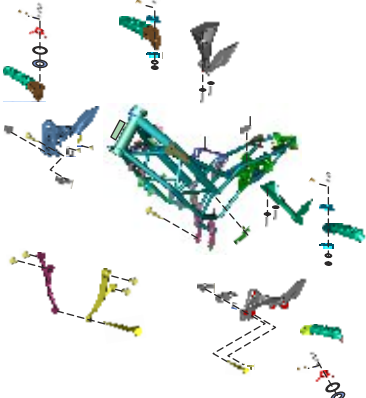
**3. Part Number System:** We have used 8 digit system for part numbers. The model or hardware item is indicated by first two digits or alphanumeric, the next two or four digits indicate main group and the last four or two digits indicate serial number in main group or serial number or subgroup of fastener respectively. Thus the part numbers will be indicated by 2-2-4 or 2-4-2 digit system. Understanding this system will enable you to identify the spare parts easily.

**4. Abbreviations :** The following abbreviations are used in this catalogue.

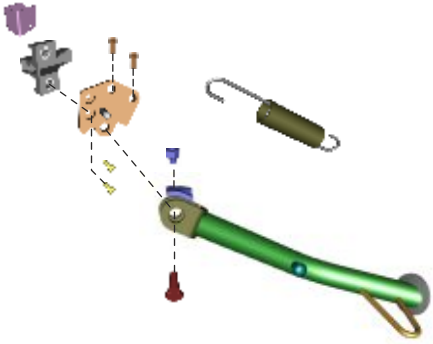
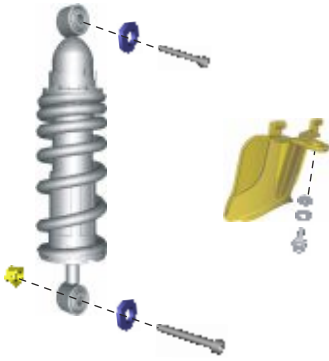


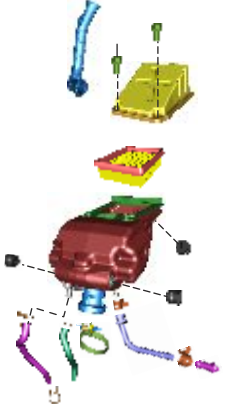
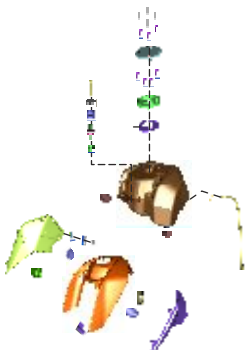
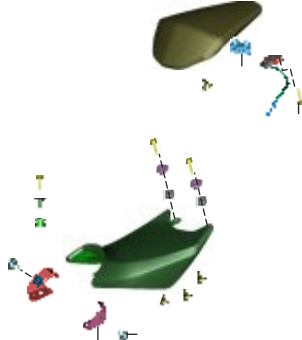
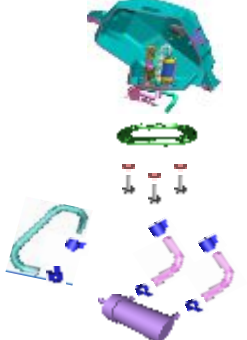

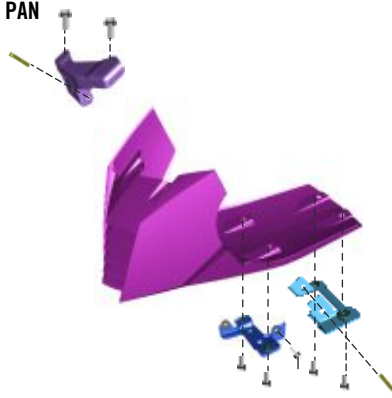


assly.	Assembly	V	Volts
N.I.	Not illustrated	W	Watts
C'case	Crankcase	accl.	Accelerator
Cyl	Cylinder	Comp.	Complete
o/s.	Over size	Fr	Front
Std.	Standard	L	Length
A/t.	Alternate	Rr	Rear
RH	Right hand	Hex.	Hexagonal
LH	Left hand	AR	As required
		NA	Not applicable

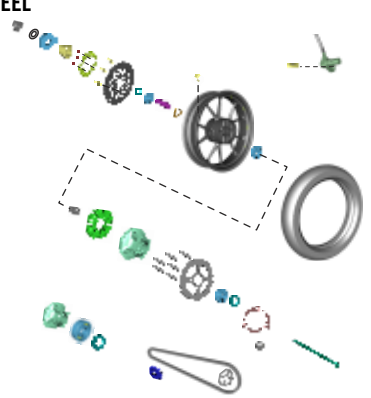

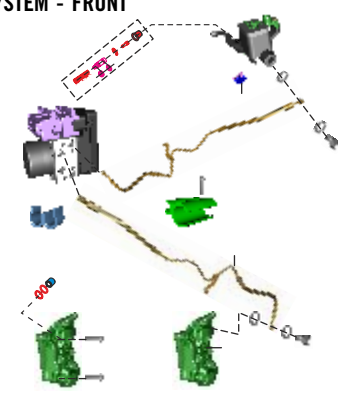
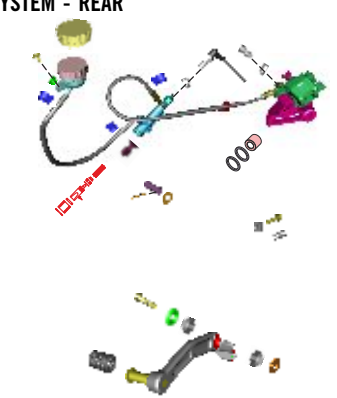
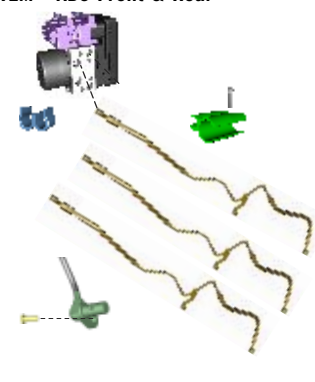
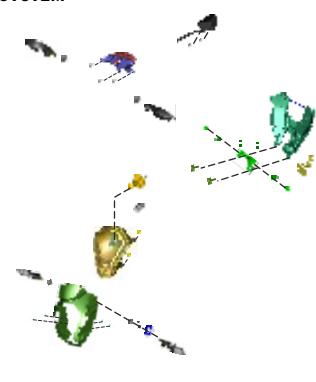
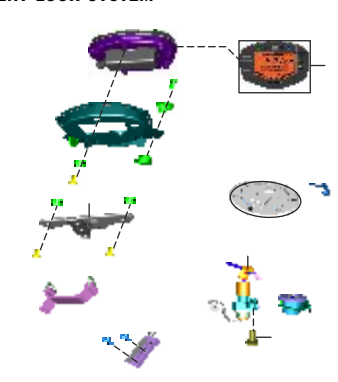
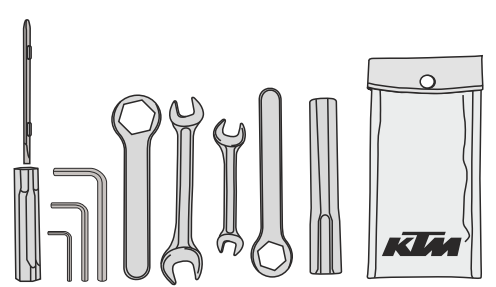
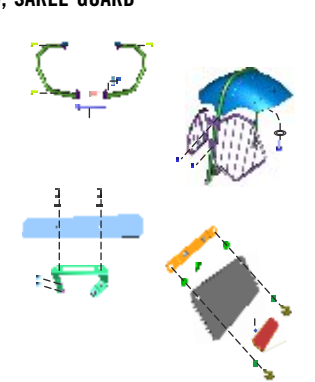
No.	Description	Page No.	No.	Description	Page No.
1	Crankcase RH	1	24	Shock Absorber	27
2	Crankcase LH	2	25	Swing Arm	28
3	Clutch Cover	3	26	Exhaust System	29
4	Balancer Shaft	4	27	Air Filter	30
5	Cylinder Piston	5	28	Tank, Cover	31
6	Crankshaft	6	29	Seats	32
7	Clutch Pull Type Mech.	7	30	Fuel Pump	33
7A	Clutch Assist & Slipper	7A	31	Mask, Fender	34
8	Transmission I Main Shaft	8	32	Belly Pan	35
9	Transmission II Counter Shaft	9	33	Decal	36
10	Shifting Mechanism	10,11	34	Front Wheel	37
11	Radiator Assembly	12	35	Rear Wheel	38
12	Cooling System	13	36	Wiring Harness	39
13	Valve Drive	14	37	Brake System - Front	40
14	Valve Shims	15	38	Brake System - Rear	41
14	Timing Drive	16	39	Brake System - ABS Front & Rear	42
15	Cylinder Head	17	40	Lighting System	43
16	Lubrication System	18	41	Instruments Lock System	44
17	Ignition System	19	42	Tool Kit	45
18	Electric Starter	20	43	Leg Guard, Saree Guard	46
19	Throttle Body	21	44	KTM Recommended Consumables	47
20	Front Fork Triple Clamp	22	45	KTM Accessories	48
21	Handle Bar Controls	23	46	Kit List	49
22	Frame	24,25	47	Part Index	50
23	Side Stand	26			

<b>CRANKCASE RH</b> 	<b>1</b> <b>CRANKCASE LH</b> 	<b>2</b> <b>CLUTCH COVER</b> 	<b>3</b> <b>BALANCER SHAFT</b> 
<b>CYLINDER, PISTON</b> 	<b>5</b> <b>CRANKSHAFT</b> 	<b>6</b> <b>CLUTCH</b> 	<b>7/7A</b> <b>TRANSMISSION I MAIN SHAFT</b> 
<b>TRANSMISSION II COUNTER SHAFT</b> 	<b>9</b> <b>SHIFTING MECHANISM</b> 	<b>10</b> <b>SHIFTING MECHANISM</b> 	<b>11</b> <b>RADIATOR ASSEMBLY</b> 

<b>COOLING SYSTEM</b> 	13 <b>VALVE DRIVE</b> 	14 <b>VALVE SHIMS</b> 	15 <b>TIMING DRIVE</b> 
<b>CYLINDER HEAD</b> 	17 <b>LUBRICATION SYSTEM</b> 	18 <b>IGNITION SYSTEM</b> 	19 <b>ELECTRIC STARTER</b> 
<b>THROTTLE BODY</b> 	21 <b>FRONT FORK TRIPLE CLAMP</b> 	22 <b>HANDLE BAR CONTROLS</b> 	23 <b>FRAME</b> 

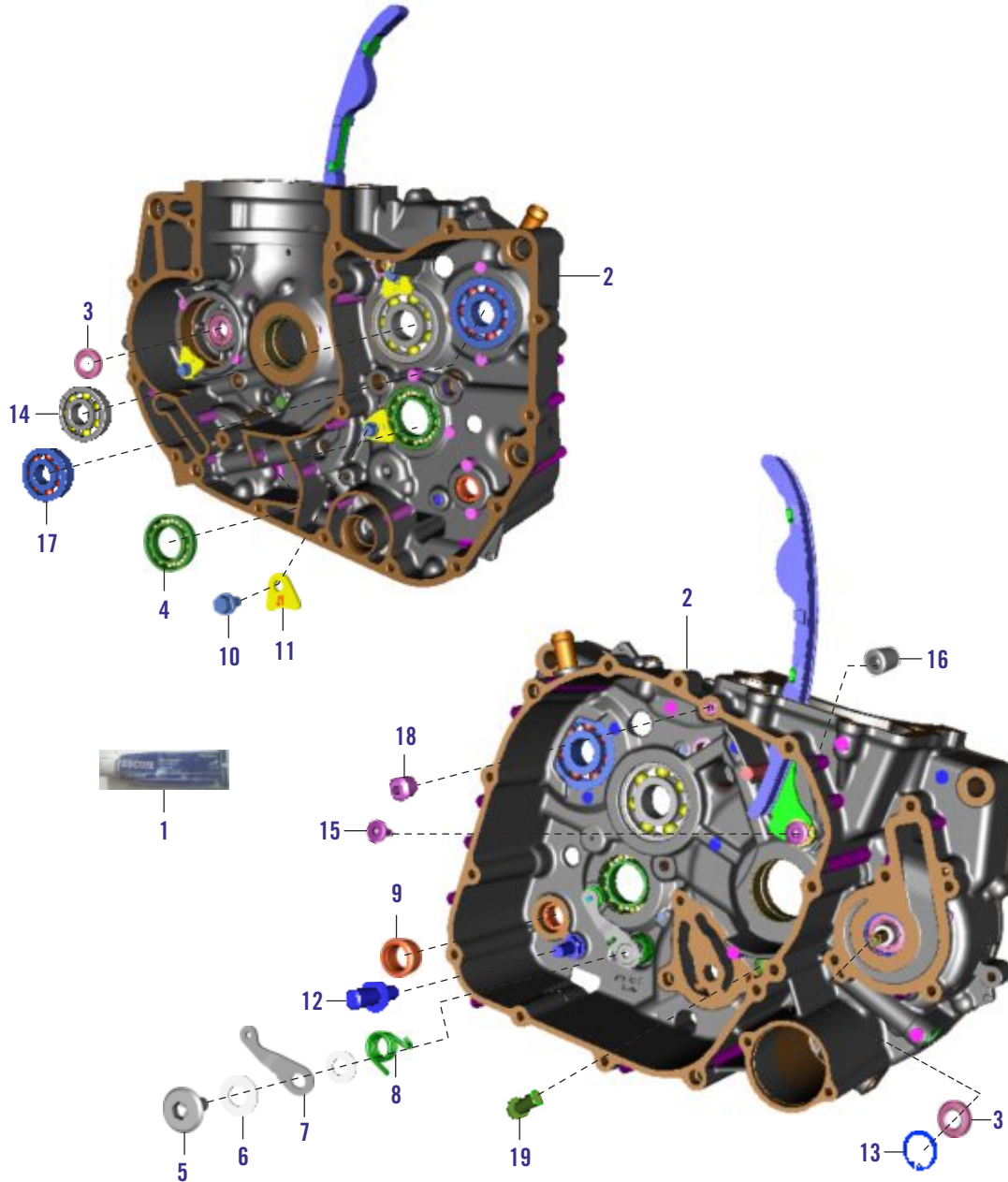


<p><b>SIDE STAND</b> 26</p> 	<p><b>SHOCK ABSORBER</b> 27</p> 	<p><b>SWING ARM</b> 28</p> 	<p><b>EXHAUST SYSTEM</b> 29</p> 
<p><b>AIR FILTER</b> 30</p> 	<p><b>TANK, COVER</b> 31</p> 	<p><b>SEATS</b> 32</p> 	<p><b>FUEL PUMP</b> 33</p> 
<p><b>MASK, FENDER</b> 34</p> 	<p><b>BELLY PAN</b> 35</p> 	<p><b>DECAL</b> 36</p> 	<p><b>FRONT WHEEL</b> 37</p> 

<p><b>REAR WHEEL</b> 38</p> 	<p><b>WIRING HARNESS</b> 39</p> 	<p><b>BRAKE SYSTEM - FRONT</b> 40</p> 	<p><b>BRAKE SYSTEM - REAR</b> 41</p> 
<p><b>BRAKE SYSTEM - ABS Front &amp; Rear</b> 42</p> 	<p><b>LIGHTING SYSTEM</b> 43</p> 	<p><b>INSTRUMENT LOCK SYSTEM</b> 44</p> 	<p><b>TOOL KIT</b> 45</p> 
<p><b>LEG GUARD, SAREE GUARD</b> 46</p> 			

# CRANKCASE RH

390 Duke

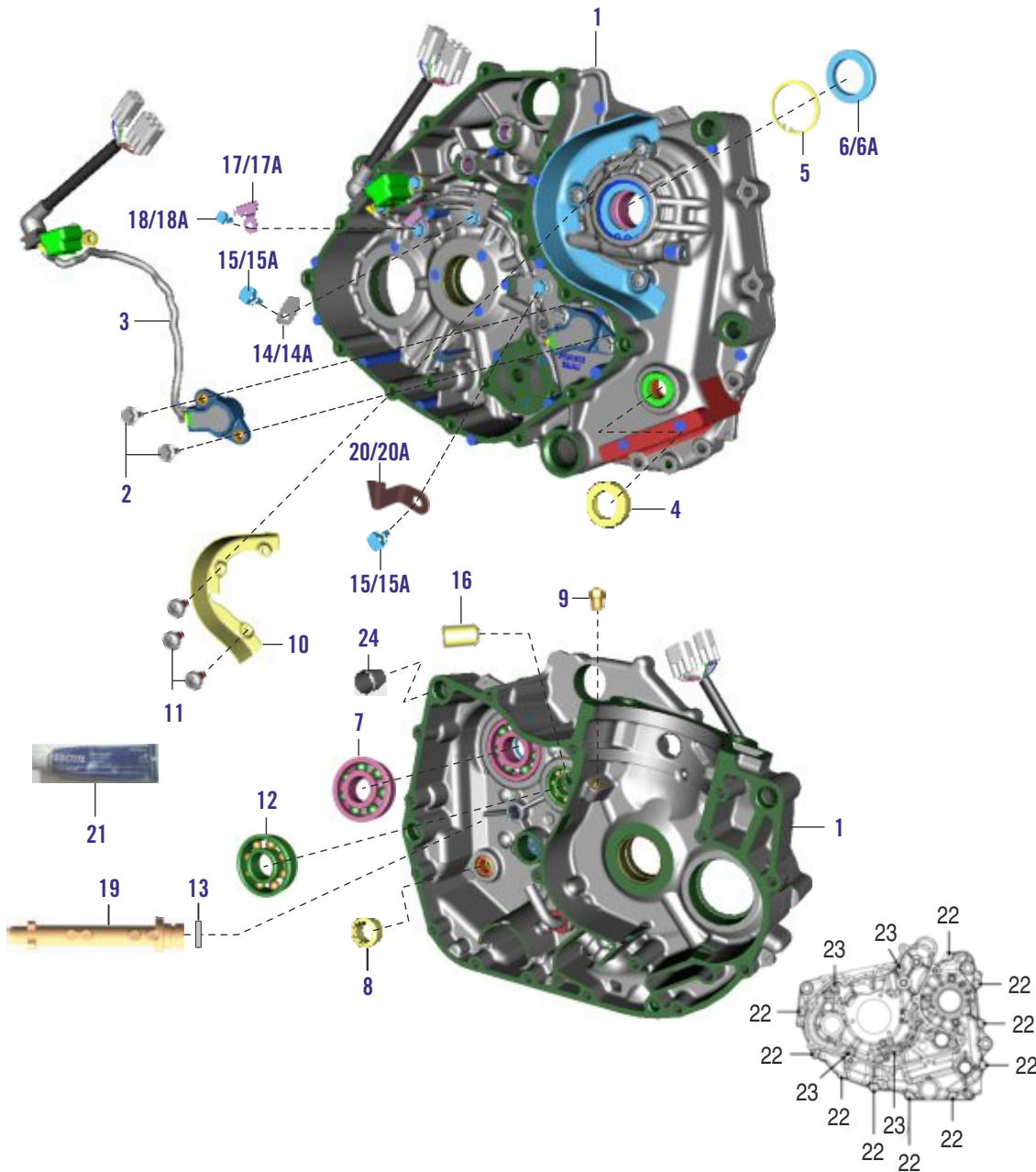


No.	Part No.	Description	Qty			
			MY-13	MY-14	MY-15	MY-16
1	36 0010 51	Liquid Sealant	1	1	1	1
2	36 JY01 75	Crankcase Assly RH	1	1	1	1
3	JG 6010 07	Special Shaft Seal Ring (oil)	2	2	2	2
4	39 2601 20	Bearing - Ball : 61905 (25X42X9)	1	1	1	1
5	JG 5612 04	Bolt Drum Stopper	1	1	1	1
6	JG 5612 05	Washer	1	1	1	1
7	JG 5610 09	Stopper Drum Complete	1	1	1	1
8	JG 5612 26	Spring	1	1	1	1
9	39 2562 20	Bearing - Needle Roller: 13X19X12	1	1	1	1
10	DJ 1013 00	Pre-coated Flanged Bolt M6 X 12	3	3	3	3
11	JY 5410 47	Bearing Stopper	3	3	3	3
12	DP 1011 91	Bolt Shifter	1	1	1	1
13	LE B000 01	Circlip Internal	1	1	1	1
14	39 1864 20	Ball Bearing	1	1	1	1
15	JY 5410 09	Bolt Special Chain Guide	1	1	1	1
16	JY 5410 51	Jet Oil	1	1	1	1
17	39 2185 20	Deep Groove Ball Bearing	1	1	1	1
18	JY 5410 29	Oil Nozzle	1	1	1	1
19	LA E000 01	Flange Bolt	1	1	1	1



# CRANKCASE LH

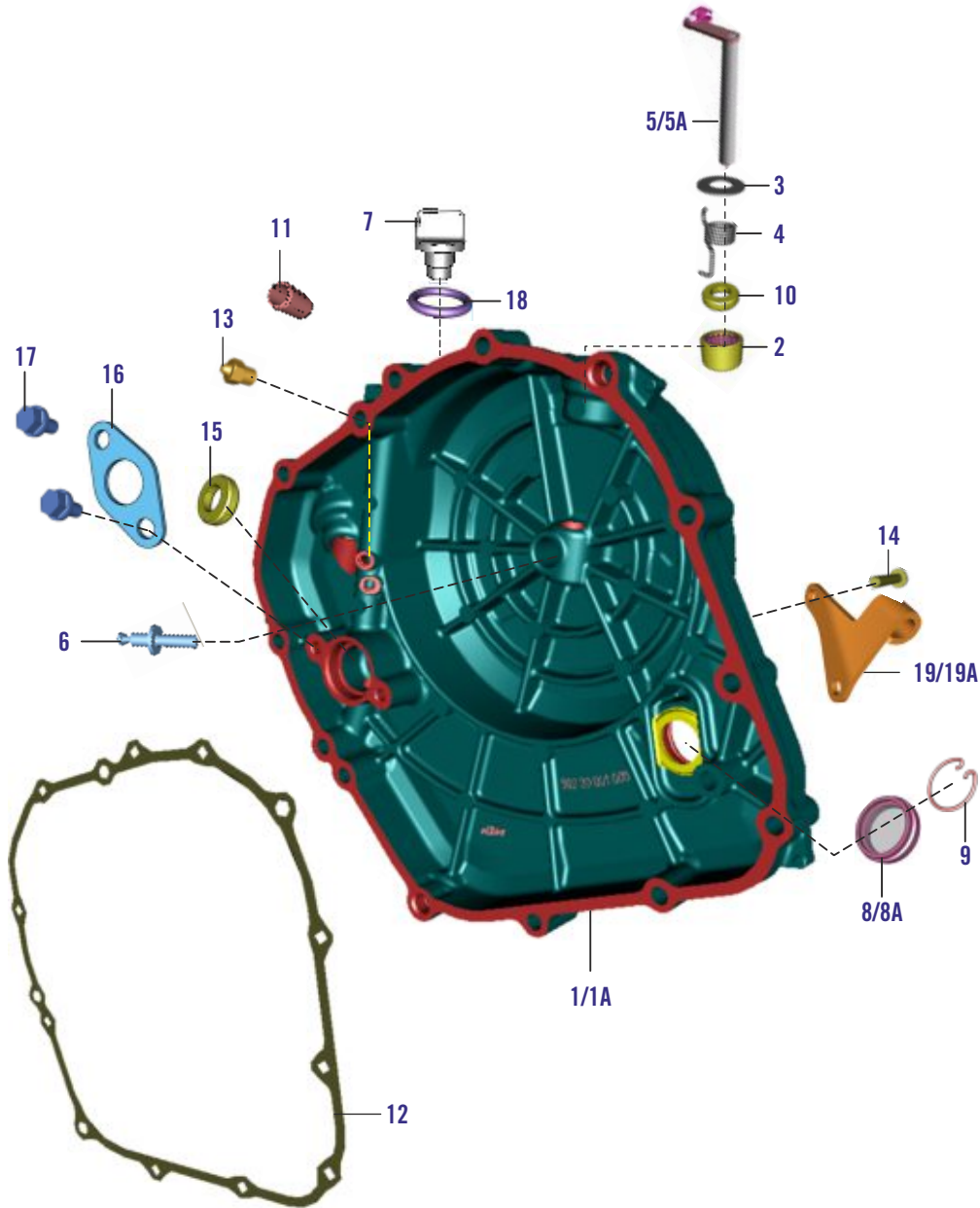
390 Duke



No.	Part No.	Description	Qty			
			MY-13	MY-14	MY-15	MY-16
1	36 JY01 74	Crankcase Assly LH	1	1	1	1
2	JN 1810 33	Bolt M-5 x 16	2	2	2	2
3	JY 3518 00	Neutral Indicator Switch & Pulsing Coil	1	1	1	1
4	39 1043 19	Seal Oil	1	1	1	1
5	KE BA37 15	Circlip Internal	1	1	1	1
6	DG 1014 56	Seal Oil	1	1	--	--
6A	JY 5410 58	Oil Seal Output Shaft	--	--	1	1
7	LP B000 03	Bearing Ball	1	1	1	1
8	39 2562 20	Needle Bearing	1	1	1	1
9	JY 5410 50	Oil Nozzle	1	1	1	1
10	JY 5410 31	Chain Guard	1	1	1	1
11	LB B000 07	Flat Head Screw M6X12 PH	3	3	3	3
12	LP B000 02	Ball Bearing	1	1	1	1
13	LJ A000 02	'O' Ring	1	1	1	1
14	JY 5410 16	Plate Harness	1	1	1	--
14A	JY 5410 80	Plate Harness	--	--	--	1
15	LA E000 10	Bolt Flange	2	2	2	--
15A	DJ 1013 00	Pre-coated Flanged Bolt M6 X 12	--	--	--	2
16	JY 5410 52	Oil Jet	1	1	1	1
17	JY 5410 42	Bracket Harness	1	1	1	--
17A	JY 5410 81	Bracket Harness	--	--	--	1
18	LA E000 10	Flange Bolt	3	3	3	--
18A	DH 1013 83	Flange Bolt	--	--	--	3
19	JY 5710 29	Oil Rail	1	1	1	1
20	JY 5410 53	Bracket Harness 'Z' type for GI Switch	-	1	-	-
20A	JY 5410 82	Bracket Harness 'Z' type for GI Switch	-	-	-	1
21	36 0010 51	Liquid Sealant	1	1	1	1
22	KA EQ06 35	Bolt Flange M6x1x35	11	11	11	11
23	LA E000 02	Bolt Flange M6x1x75	5	5	5	5
24	39 2181 06	Dowel D4	2	2	2	1

# CLUTCH COVER

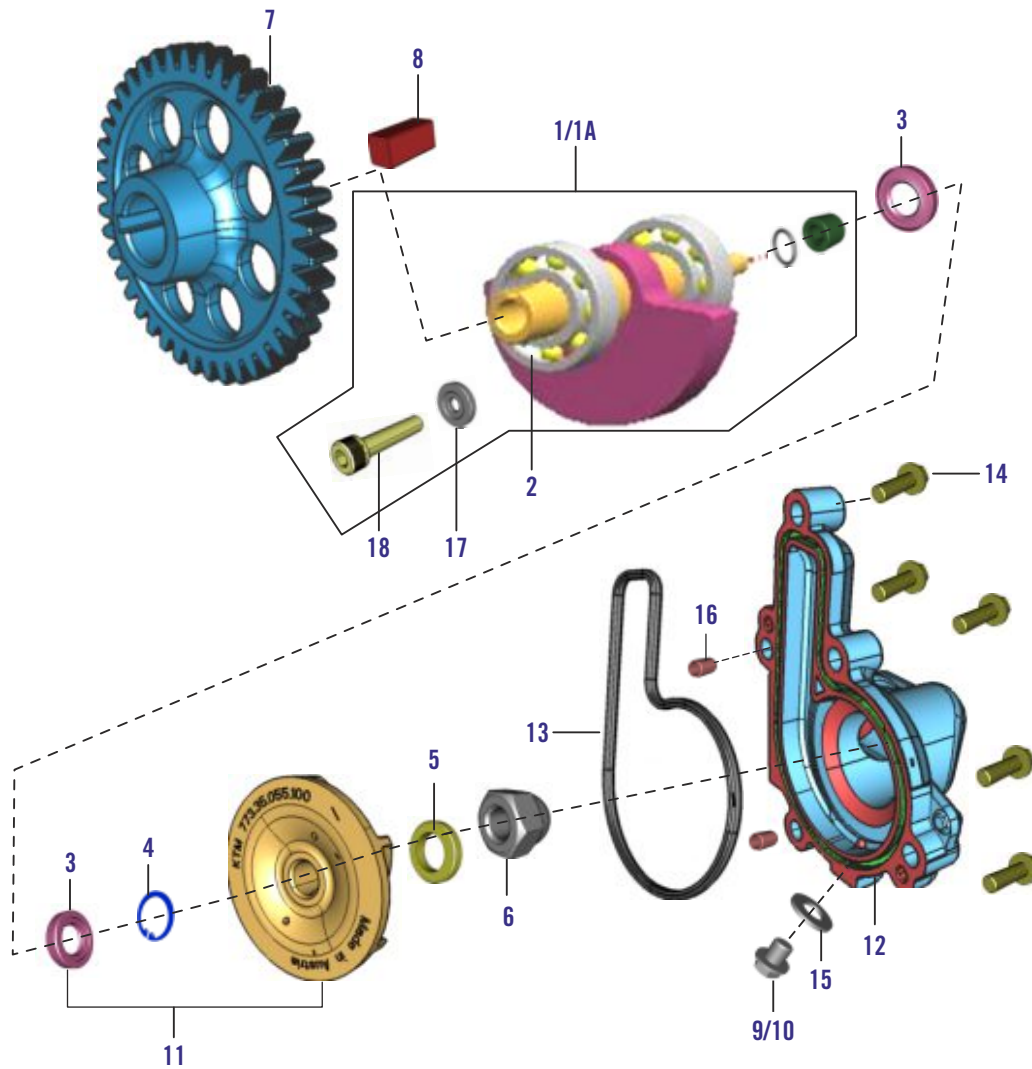
390 Duke



No.	Part No.	Description	Qty			
			MY-13	MY-14	MY-15	MY-16
1	JY 5412 36	Clutch Cover Assly.	1	1	--	--
1A	JY 5412 54	Clutch Cover with Plug	--	--	1	1
2	39 1990 20	Bearing - Needle	1	1	1	1
3	LD B000 20	Washer	1	1	1	1
4	JY 5412 21	Spring	1	1	1	1
5	JY 5412 17	Shaft Clutch Release Assy	1	1	--	--
5A	JY 5412 51	Shaft Clutch Release Assy	--	--	1	1
6	JY 5514 04	Rod Pull	1	1	1	1
7	JG 5412 30	Cap Oil Filling	1	1	1	1
8	DG 1014 18	Gauge	1	--	--	--
8A	JL 5412 27	Gauge	--	1	1	1
9	DS 1012 15	Clip - Wire	1	1	1	1
10	39 1041 19	Seal - Oil	1	1	1	1
11	39 0999 06	Pin - Hollow Dowel	2	2	2	2
12	JY 5412 25	Gasket Clutch Cover	1	1	1	1
13	JG 5410 21	Oil Jet	2	2	2	2
14	KA EQ06 35	Bolt Flanged	12	12	12	12
15	39 2016 19	Seal - Oil	1	1	1	1
16	JY 5412 20	Cover Plate Position	1	1	1	1
17	DH 1013 83	Bolt M6	2	2	2	2
18	39 1537 21	'O' ring	1	1	1	1
19	JY 5412 09	Bracket Clutch Cable	1	1	--	--
19A	JY 5412 53	Bracket Clutch Cable	--	--	1	1

# BALANCER SHAFT

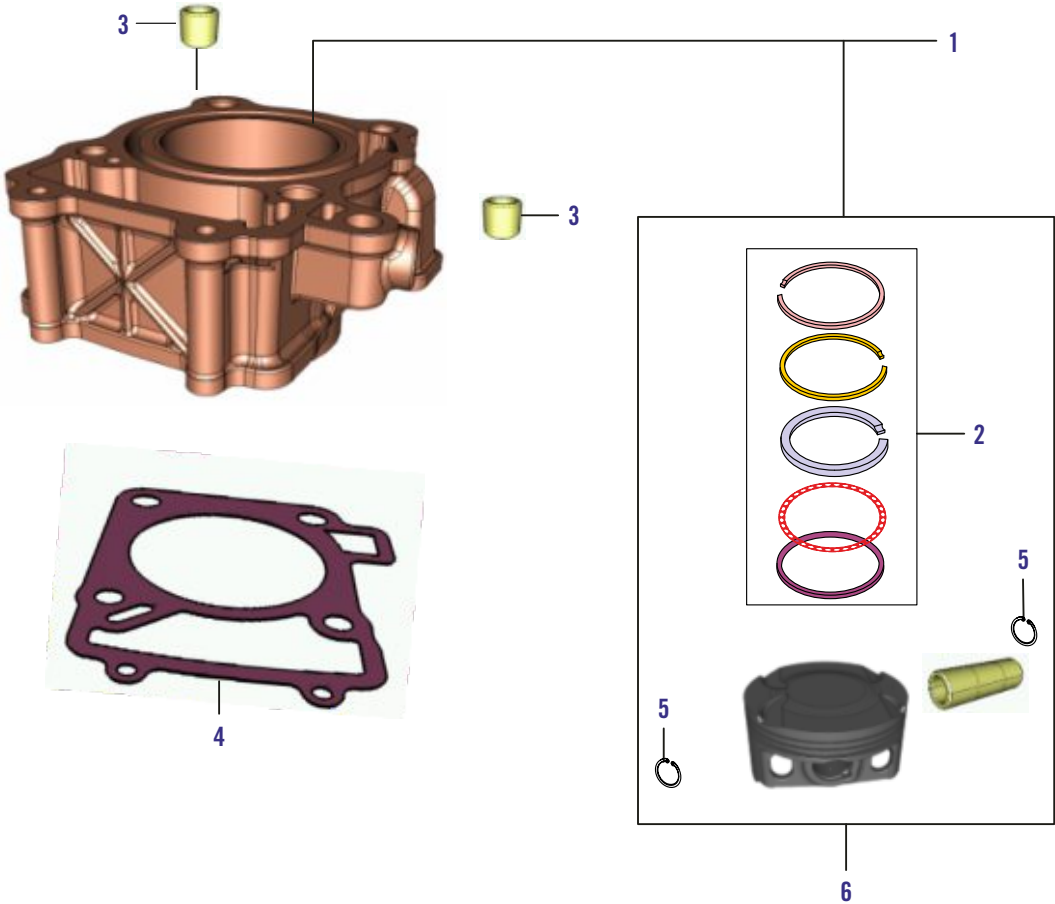
390 Duke



No.	Part No.	Description	Qty			
			MY-13	MY-14	MY-15	MY-16
1	36 JY01 92	Kit Balancer Assly	1	1	1	1
1A	JY 5312 13	Balancer shaft old	NS	NS	NS	NS
2	KP BF63 04	Balancer Bearing (6202/HN3C3D8)	2	2	2	2
3	JG 6010 07	Shaft Oil Seal	2	2	2	2
4	LE B000 01	Circlip	1	1	1	1
5	JG 5312 15	Washer (2.5MM)	1	1	1	1
6	JG 6010 05	Dome Nut	1	1	1	1
7	JG 5312 07	Gear Balancer Driven (Grinding)	1	1	1	1
8	DS 1011 54	Key	1	1	1	1
9	KA DQ06 06	HS Collar Screw	1	1	---	---
10	LA E000 17	HS Collar Screw	--	--	1	1
11	36 JL00 39	Kit water pump (rotor & seal)	1	1	1	1
12	JG 6010 11	Cover Water Pump	1	1	1	1
13	JG 6010 12	O-Ring (Water Pump Cover)	1	1	1	1
14	KA DQ06 20	Bolt Hexagonal	5	5	5	5
15	39 1665 11	Copper Gasket	1	1	1	1
16	39 2606 07	Pin - Parallel	2	2	2	2
17	LD B000 51	Washer (For the balancer shaft kit 36JY0192)	1	1	1	1
18	LA C000 86	Bolt (For the balancer shaft kit 36JY0192)	1	1	1	1

# CYLINDER PISTON

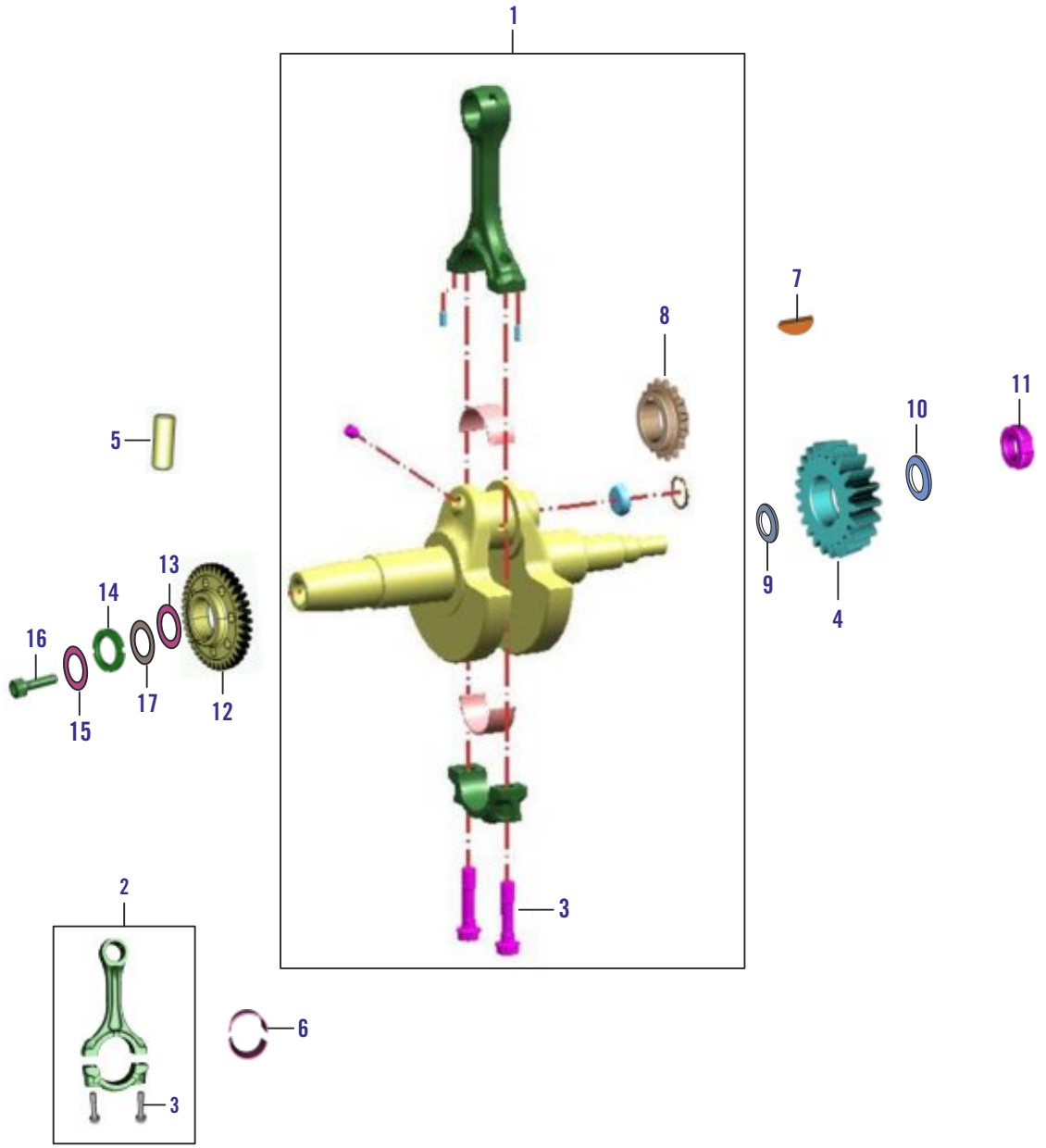
390 Duke



No.	Part No.	Description	Qty			
			MY-13	MY-14	MY-15	MY-16
1	36 JY00 07	Kit Asly Block Piston	1	1	1	1
2	36 JY00 03	Kit Piston Ring	1	1	1	1
3	39 2181 06	Pin - Hollow Dowel : 14 X 20	2	2	2	2
4	JY 5210 06	Gasket Cylinder Block	1	1	1	1
5	JY 5212 20	Ring - Snap	2	2	2	2
6	JY 5212 14	Piston Complete	1	1	1	1

# CRANKSHAFT

390 Duke

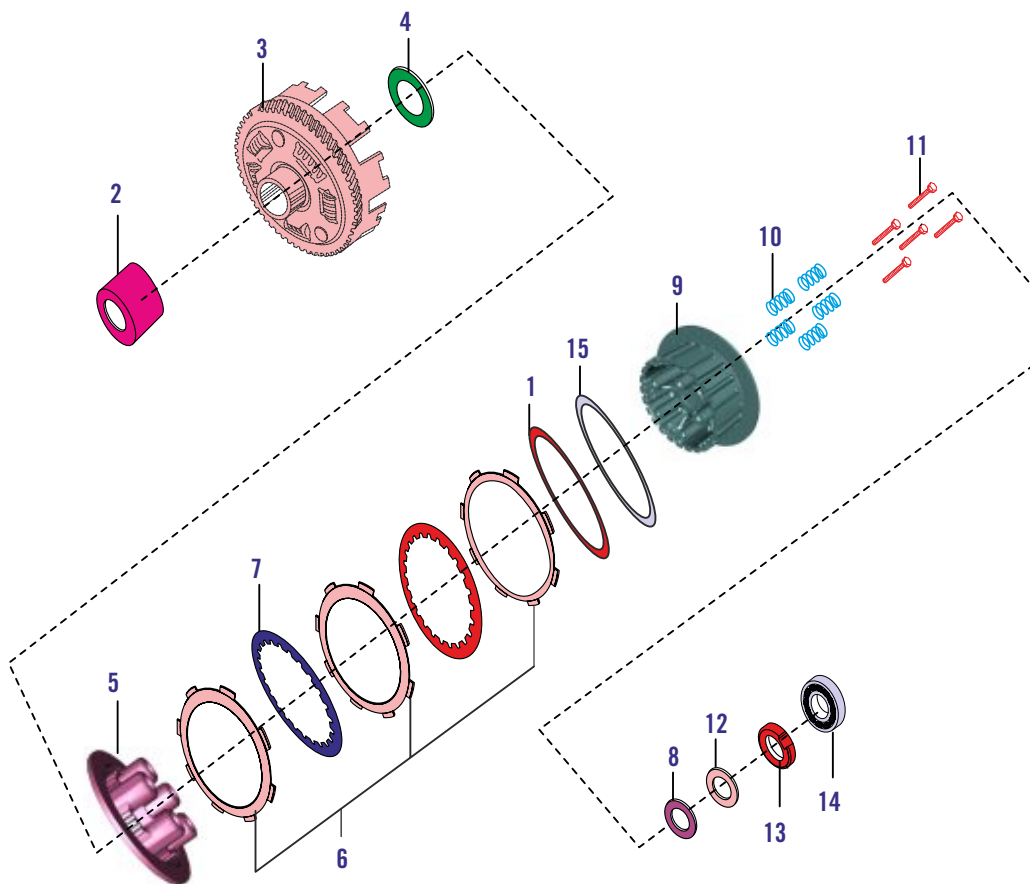


No.	Part No.	Description	Qty			
			MY-13	MY-14	MY-15	MY-16
1	JY 5310 39	Crankshaft Assembly Comp	1	1	1	1
2	JY 5310 36	Connecting Rod Assly.	1	1	1	1
3	JY 5310 05	Bolt	2	2	2	2
4	JY 5512 12	Primary Gear 22 T	1	1	1	1
5	39 2606 07	Pin - Parallel	1	1	1	1
6	36 JY00 04	Split Bearing Bush Green	} (Refer SSM before selection)	2	2	2
6	36 JY00 05	Split Bearing Bush Blue		2	2	2
6	36 JY00 06	Split Bearing Bush None		2	2	2
7	31 1011 73	Key-Woodruff for C'shaft Cl. Side	2	2	2	2
8	JY 5310 26	Sprocket Crankshaft 18 T	1	1	1	1
9	DG 1012 75	Washer Crankshaft	1	1	1	1
10	JY 5310 08	Washer- Plain (Primary Drive Gear)	1	1	1	1
11	LC G000 02	Nut Sprocket Drive Lock	1	1	1	1
12	JY 5512 20	Balancer Drive Gear	1	1	1	1
13	LD H000 02	Belleville Washer	1	1	1	1
14	JG 5310 40	Nut Balancer Drive Lock	1	1	1	1
15	LD B000 41	Washer - Plain	1	1	1	1
16	LA D001 24	Flanged Bolt M10X1, 25X30	1	1	1	1
17	LD B000 33	Washer Plain	1	1	1	1



# CLUTCH - PULL TYPE MECHANISM

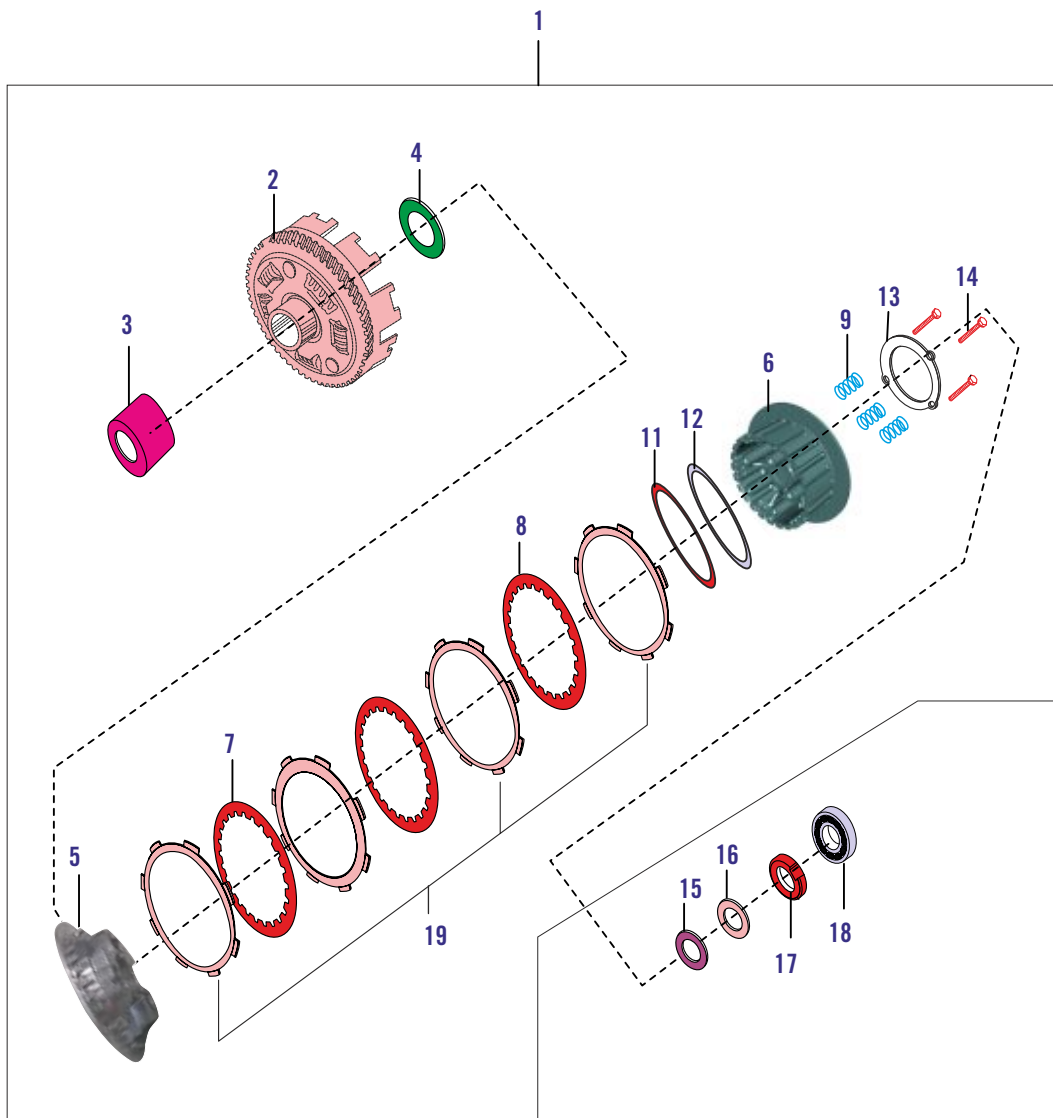
390 Duke



No.	Part No.	Description	Qty			
			MY-13	MY-14	MY-15	MY-16
1	JY 5514 27	Spring Anti Judder	1	1	--	--
2	JY 5514 01	Collared Bush	1	1	--	--
3	JY 5514 08	Clutch Housing Assly.	1	1	--	--
4	JY 5514 03	Washer Clutch	1	1	--	--
5	JY 5514 21	Plate (Wheel Clutch)	1	1	--	--
6	36 JY00 02	Kit Friction Plate	1	1	--	--
7	JY 5514 17	Pressure Plate	7	7	--	--
8	JY 5510 19	Plain Washer	1	1	--	--
9	JY 5514 16	Clutch Center (Holder Clutch)	1	1	--	--
10	JY 5514 22	Spring -Clutch	5	5	--	--
11	JY 5514 13	Bolt SH 6x22	5	5	--	--
12	DG 1012 75	Spring Belleville	1	1	--	--
13	LC G000 09	Nut Clutch Center Lock-Pre-coated	1	1	--	--
14	39 1724 20	Clutch Lifter Bearing	1	1	--	--
15	JY 5514 26	Seat Judder Spring	1	1	--	--

# CLUTCH - ASSIST & SLIPPER

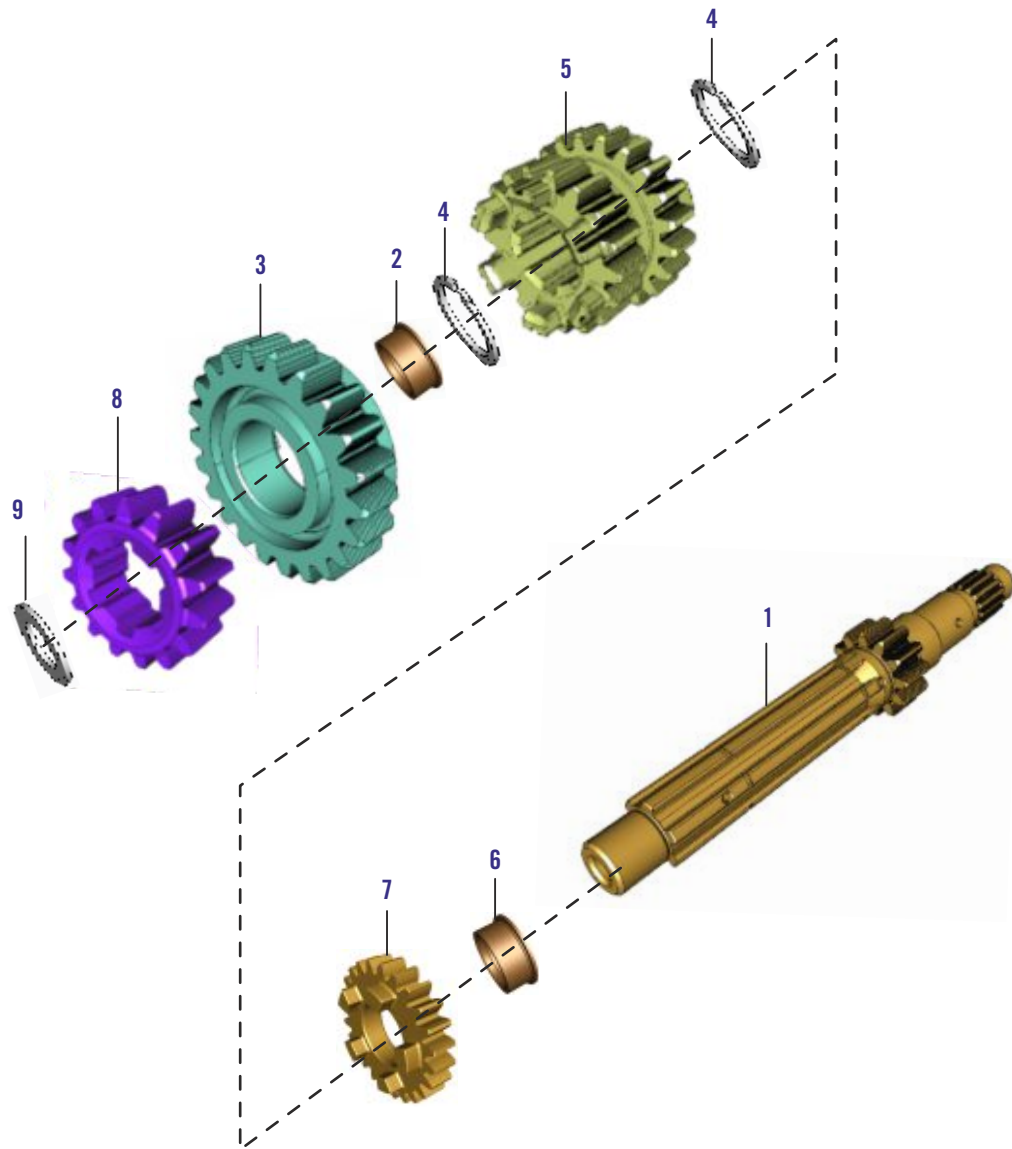
390 Duke



No.	Part No.	Description	Qty			
			MY-13	MY-14	MY-15	MY-16
1	JY 5514 29	Clutch Assembly	--	--	1	1
2	JY 5514 30	Clutch Outer Comp.	--	--	1	1
3	JY 5514 01	Bush Collared	--	--	1	1
4	JY 55140 3	Clutch Washer	--	--	1	1
5	JY 5514 38	Plate Clutch Pressure	--	--	1	1
6	JY 5514 35	Clutch Center	--	--	1	1
7	JY 5514 36	Plate 'A' Clutch	--	--	5	5
8	JY 5514 37	Plate 'B' Clutch	--	--	1	1
9	JY 5514 39	Spring Clutch	--	--	3	3
10	JY 5514 40	Seat Spring (N.I.)	--	--	3	3
11	JY 5514 41	Spring Judder	--	--	1	1
12	JY 5514 42	Spring Seat Judder	--	--	1	1
13	JY 5514 43	Plate Stopper	--	--	1	1
14	KA DD06 35	Bolt Flanged	--	--	3	3
15	JY 5510 19	Washer Plain	--	--	1	1
16	DG 1012 75	Washer (Special)	--	--	1	1
17	LC G000 09	Nut Hex Flanged - M 16 x 1.5 LH	--	--	1	1
18	LP A000 04	Bearing Ball- ID15 x OD28 x THK 7	--	--	1	1
19	36 JY01 03	Kit Friction Plate	--	--	1	1

# TRANSMISSION I - MAIN SHAFT (INPUT SHAFT)

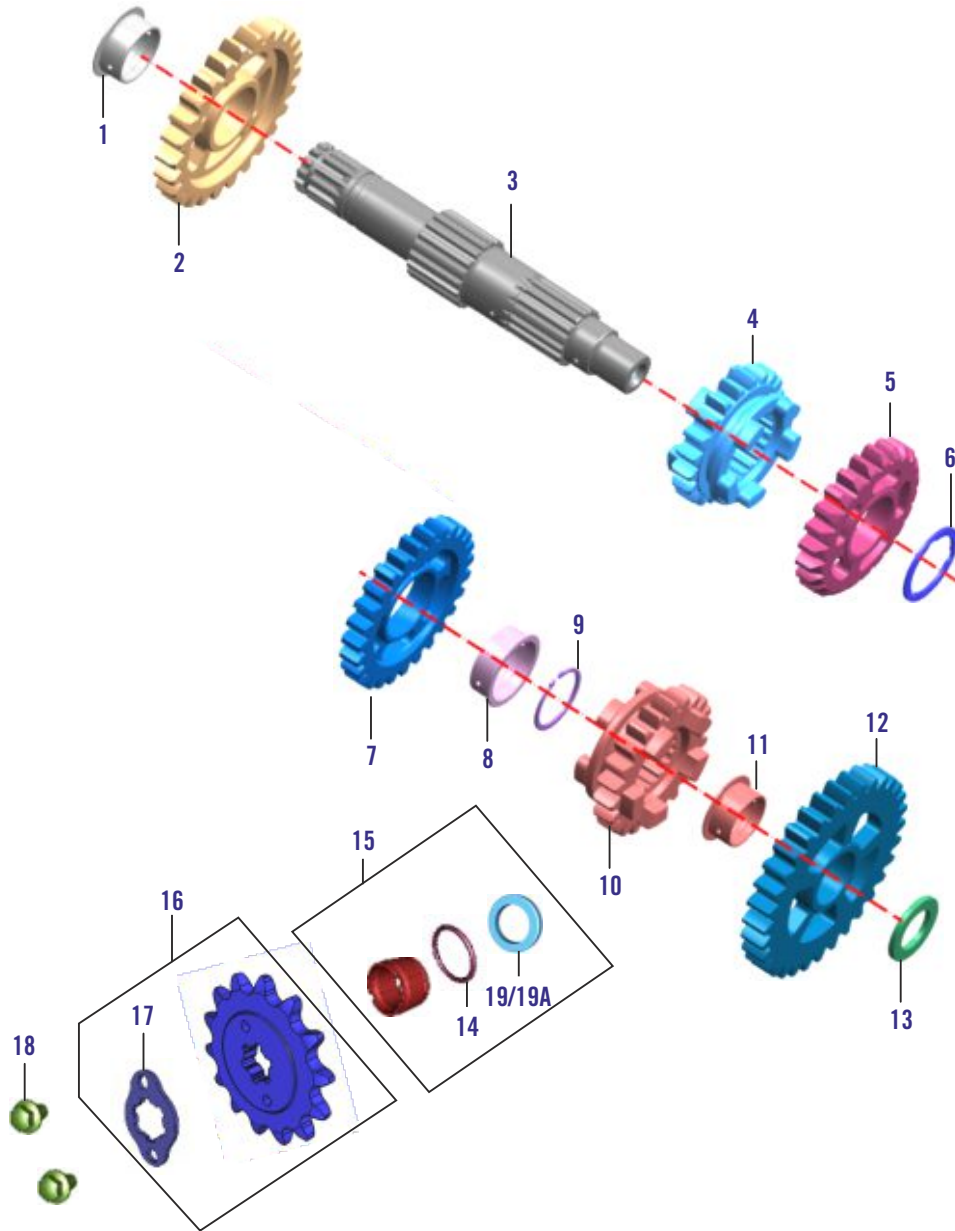
390 Duke



No.	Part No.	Description	Qty			
			MY-13	MY-14	MY-15	MY-16
1	JY 5510 22	Shaft Input T/M Comp	1	1	1	1
2	JY 5510 21	Bush 6th Drive	1	1	1	1
3	JY 5512 31	Gear 6th Drive	1	1	1	1
4	JY 5512 14	Circlip	2	2	2	2
5	JY 5512 29	Gear Drive Multiple 3&4	1	1	1	1
6	JY 5510 10	Bush	1	1	1	1
7	JY 5512 30	Gear 5th Drive	1	1	1	1
8	JY 5512 28	Gear 2nd Drive	1	1	1	1
9	JY 5512 15	Washer - Thrust	1	1	1	1

# TRANSMISSION II - COUNTER SHAFT (OUTPUT SHAFT)

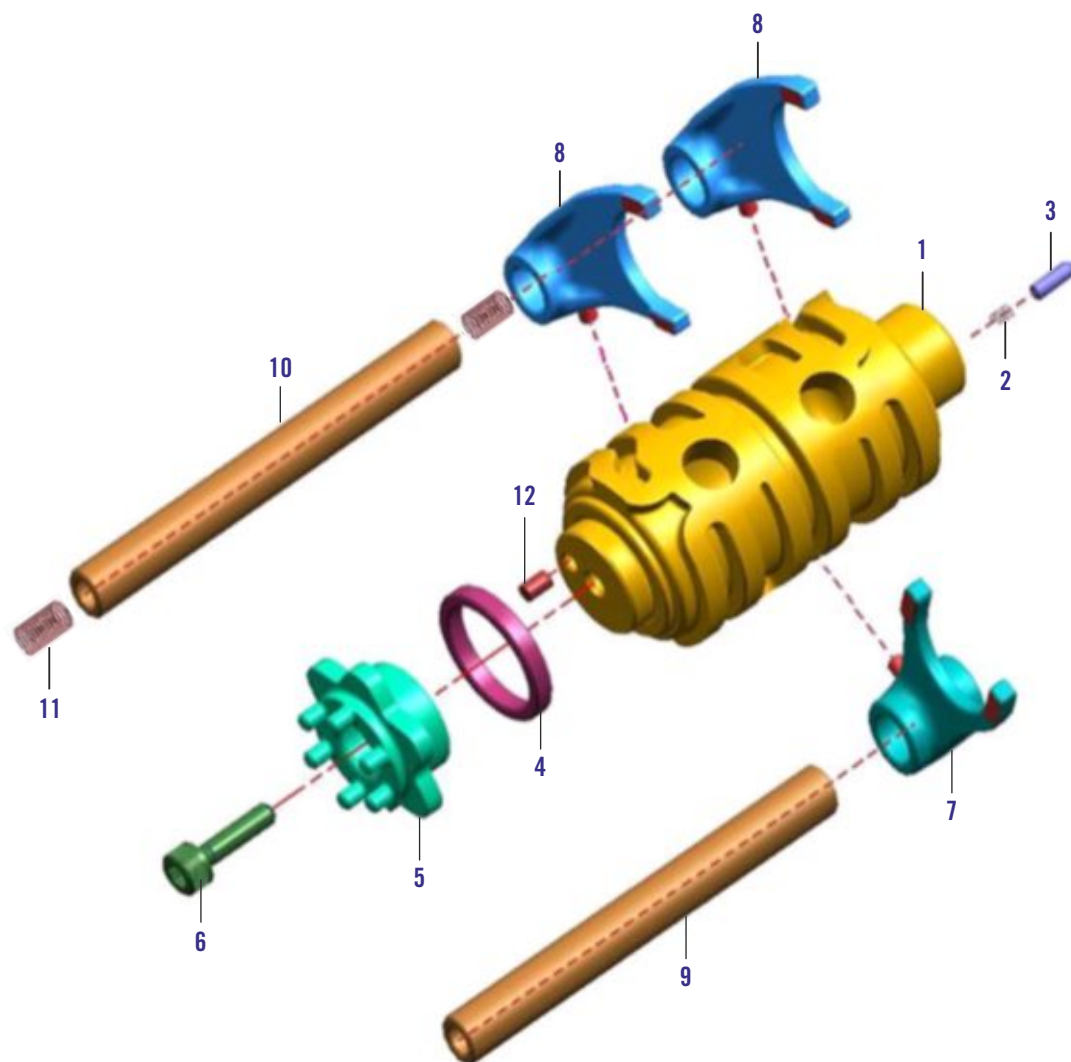
390 Duke



No.	Part No.	Description	Qty			
			MY-13	MY-14	MY-15	MY-16
1	JY 5510 06	Bush 2nd Driven	1	1	1	1
2	JY 5512 33	Gear 2nd Driven	1	1	1	1
3	JY 5510 08	Output Shaft Assy With Plug	1	1	1	1
4	JY 5512 37	Gear 6th Driven	1	1	1	1
5	JY 5512 35	Gear 4th Driven	1	1	1	1
6	JY 5510 05	Washer Thrust 3rd Driven	1	1	1	1
7	JY 5512 34	Gear 3rd Driven	1	1	1	1
8	JY 5510 27	Bush 3rd Driven	1	1	1	1
9	JY 5512 18	Circlip Output Shaft	1	1	1	1
10	JY 5512 36	Gear 5th Driven	1	1	1	1
11	JY 5512 05	Bush 1st Driven	1	1	1	1
12	JY 5512 32	Gear 1st Driven	1	1	1	1
13	JY 5512 17	Washer Thrust 1st Driven	1	1	1	1
14	JY 5510 18	O-Ring Sprocket Collar (17.5x1.5)	1	1	1	1
15	36 JY01 02	Kit Output Shaft Oil Seal	1	1	1	1
16	36 JY00 71	Kit Sprocket Output	1	1	1	1
17	JY 5510 30	Plate Drive Sprocket	1	1	1	1
18	LA E000 17	Bolt Flanged M6X1X10L- Precoated	2	2	2	2
19	DG 1014 56	Seal Oil	1	1	--	--
19A	JY 5410 58	Oil Seal Output Shaft	--	--	1	1

# SHIFTING MECHANISM

390 Duke

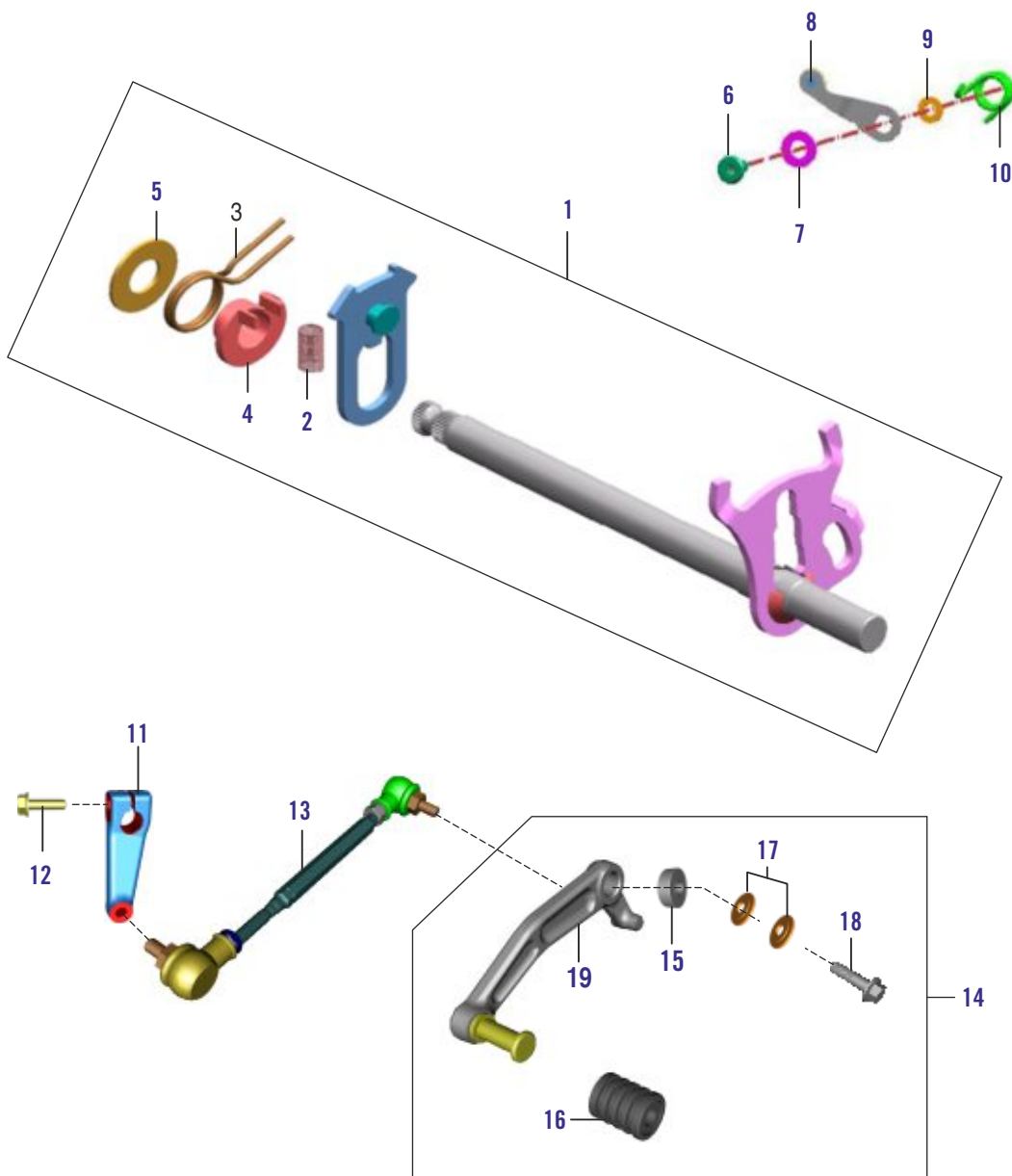


No.	Part No.	Description	Qty			
			MY-13	MY-14	MY-15	MY-16
1	JY 5610 01	Drum Complete Gear Shift	1	1	1	1
2	EC 5610 23	Spring Gear Switch Indicator	1	1	1	1
3	39 2606 07	Pin - Parallel	1	1	1	1
4	JG 5610 10	Spacer-Guide Gear Shift	1	1	1	1
5	JG 5612 22	Guide Gear Shift	1	1	1	1
6	LA C000 24	Bolt Socket Head M6X1X20L	1	1	1	1
7	JY 5610 02	Fork Gear Shift Input	1	1	1	1
8	JY 5610 08	Fork Gear Shift Output	2	2	2	2
9	JY 5610 04	Shaft Gear Shift Fork	1	1	1	1
10	JY 5610 07	Shaft Gear Shift Fork Output	1	1	1	1
11	JY 5410 39	Spring for Shaft Gear Shift	2	2	2	2
12	JG 5610 08	Pin Drum	1	1	1	1



# SHIFTING MECHANISM

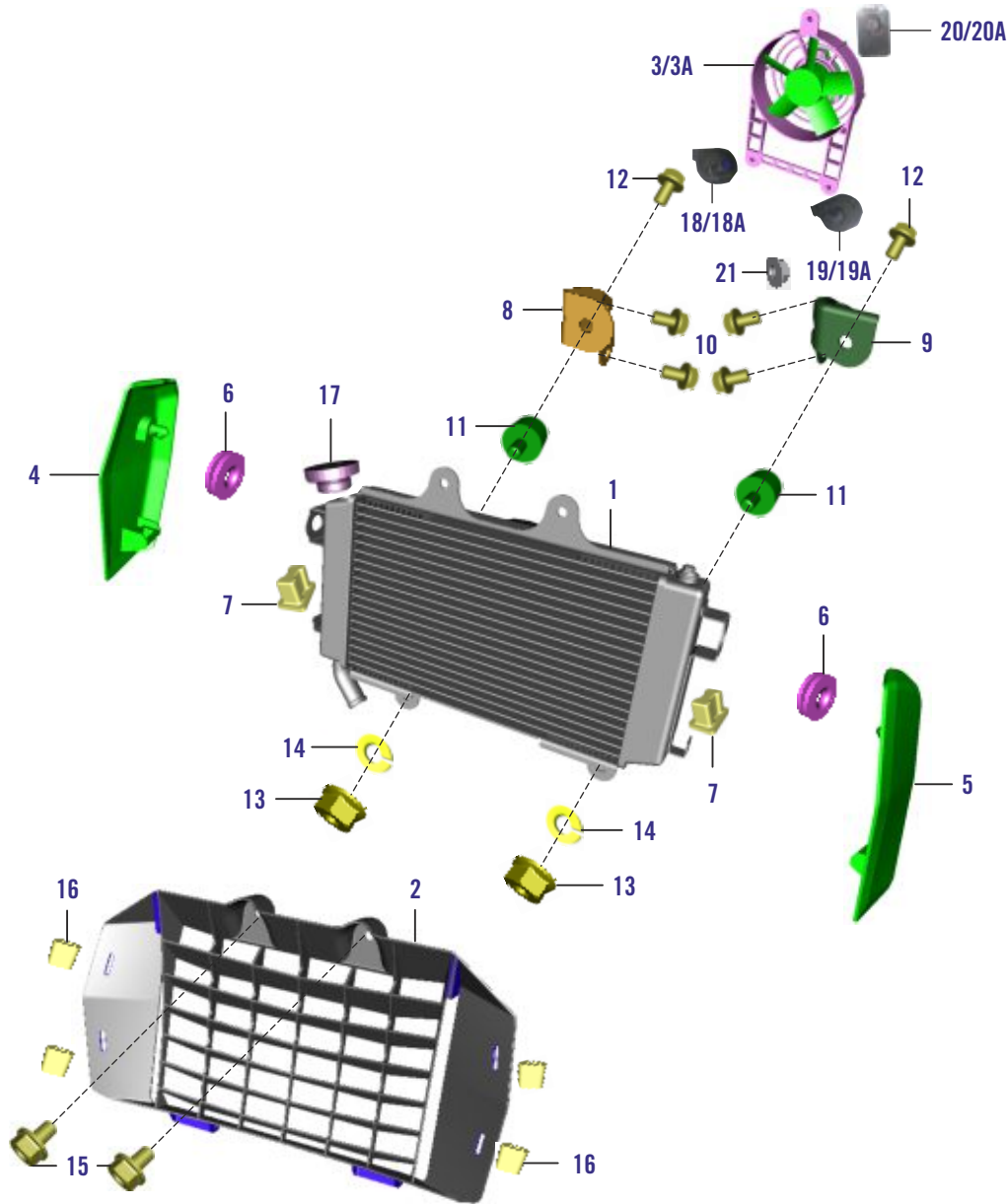
390 Duke



No.	Part No.	Description	Qty			
			MY-13	MY-14	MY-15	MY-16
1	JY 5612 05	Lever Gear Shift Assy Comp.	1	1	1	1
2	JG 5612 15	Compression Spring	1	1	1	1
3	JG 5612 18	Torsion Spring (Final Config)	1	1	1	1
4	JG 5612 17	Bush-Torsion Spring	1	1	1	1
5	JG 5612 16	Stopper Disc (Washer Steel)	1	1	1	1
6	JG 5612 04	Bolt Drum Stopper	1	1	1	1
7	JG 5612 05	Washer	1	1	1	1
8	JG 5610 09	Stopper Drum Complete	1	1	1	1
9	39 2005 11	Washer	1	1	1	1
10	JG 5612 26	Spring	1	1	1	1
11	JU 5614 00	Lever Change Arm	1	1	1	1
12	KA DM06 22	HH Collar Screw M6X22	1	1	1	1
13	JU 5614 01	Tension Rod Complete	1	1	1	1
14	36 JU00 38	Change Lever Assly.	1	1	1	----
15	JG 1130 61	Bearing	2	2	2	2
16	JG 1130 10	Rubber	1	1	1	1
17	JG 1130 62	Washer	2	2	2	2
18	JG 1130 68	Bolt Change Lever	1	1	1	1
19	JG 1610 15	Change Lever	--	--	--	1

# RADIATOR ASSEMBLY

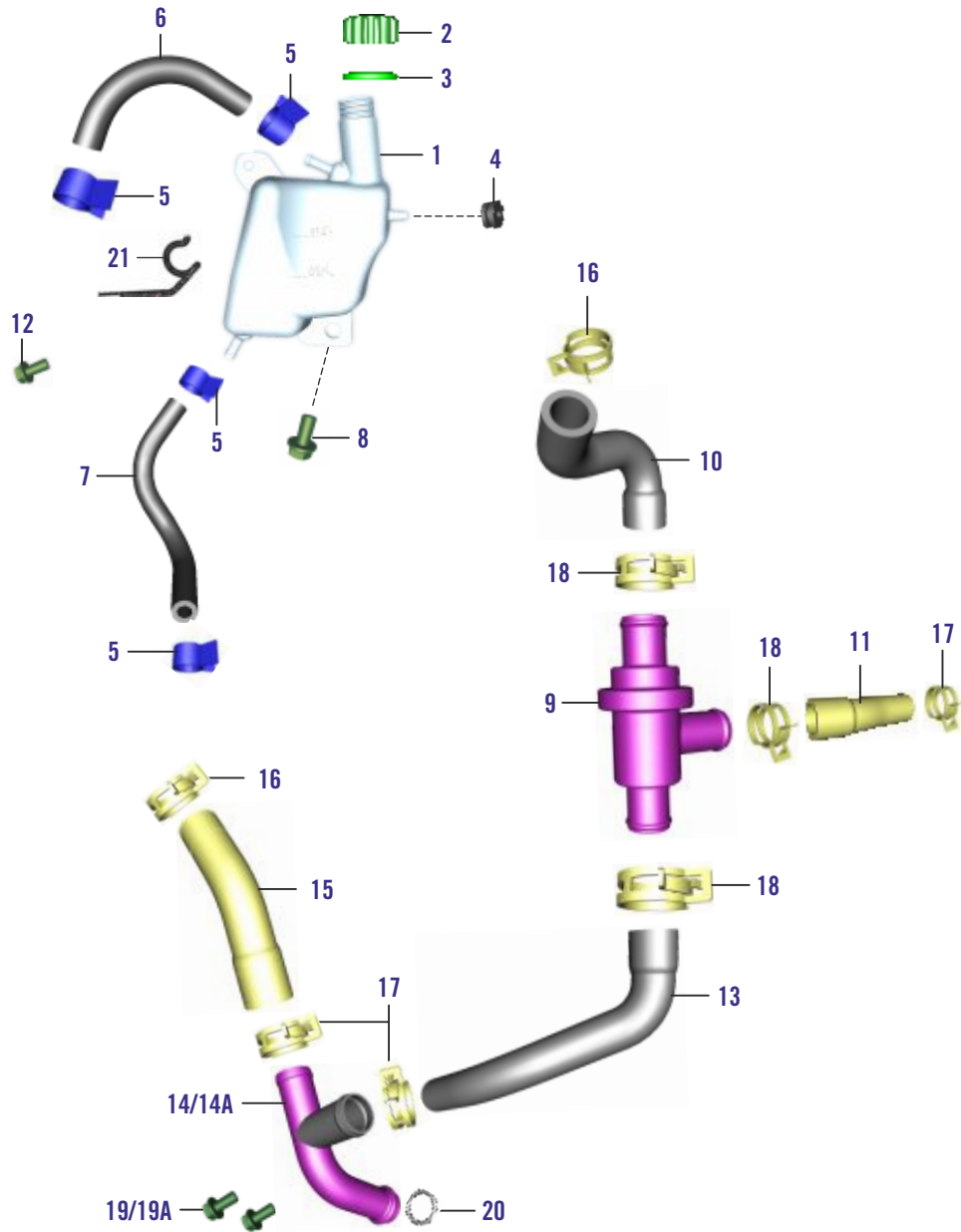
390 Duke



No.	Part No.	Description	Qty			
			MY-13	MY-14	MY-15	MY-16
1	JY 6012 34	Radiator Cpl. (Without Fan)	1	1	1	1
2	JY 6012 24	Radiator Cowl	1	1	1	1
3	JG 6012 37	Radiator Fan	1	1	--	--
3A	JY 6012 35	Radiator Fan Assembly	--	--	1	1
4	JU 1812 01	Radiator Protector R/S	1	1	1	1
5	JU 1812 00	Radiator Protector L/S	1	1	1	1
6	DS 1610 82	Damping Rubber I Radiator Prot	2	2	2	2
7	JC 1410 17	Damp. Rubber II Radiator Prot	2	2	2	2
8	JY 1138 01	Radiator Bracket RH	1	1	1	1
9	JY 1138 00	Radiator Bracket LH	1	1	1	1
10	KA DM06 10	HH Collar Screw M6x10 Sw8	4	4	4	4
11	JY 6012 27	Rubber Grommet	4	4	4	4
12	LA D000 40	Bolt Flange	2	2	2	2
13	LC L000 02	Flanged Nut M6 WS10 Self Lock.	4	4	4	4
14	KD CF06 12	Washer Spring B6	4	4	4	4
15	LA D000 40	Bolt Radiator Cowl	2	2	2	2
16	JU 1138 01	Damper Radiator Cowl	4	4	4	4
17	JG 6012 35	Radiator Cap (Modified)	1	1	1	1
18	JY 6012 38	Bracket Fan assembly A LH	1	1	--	----
18A	JY 6012 48	Bracket Fan Assembly A LH	--	--	1	1
19	JY 6012 39	Bracket Fan Assembly B RH	1	1	--	----
19A	JY 6012 49	Bracket Fan Assembly B RH	--	--	1	1
20	JY 6012 40	Bracket Fan assembly C Bottom	1	1	--	----
20A	JY 6012 50	Bracket Fan assembly C Bottom	--	--	1	1
21	JY 6012 41	Nut Flanged	--	--	3	3

# COOLING SYSTEM

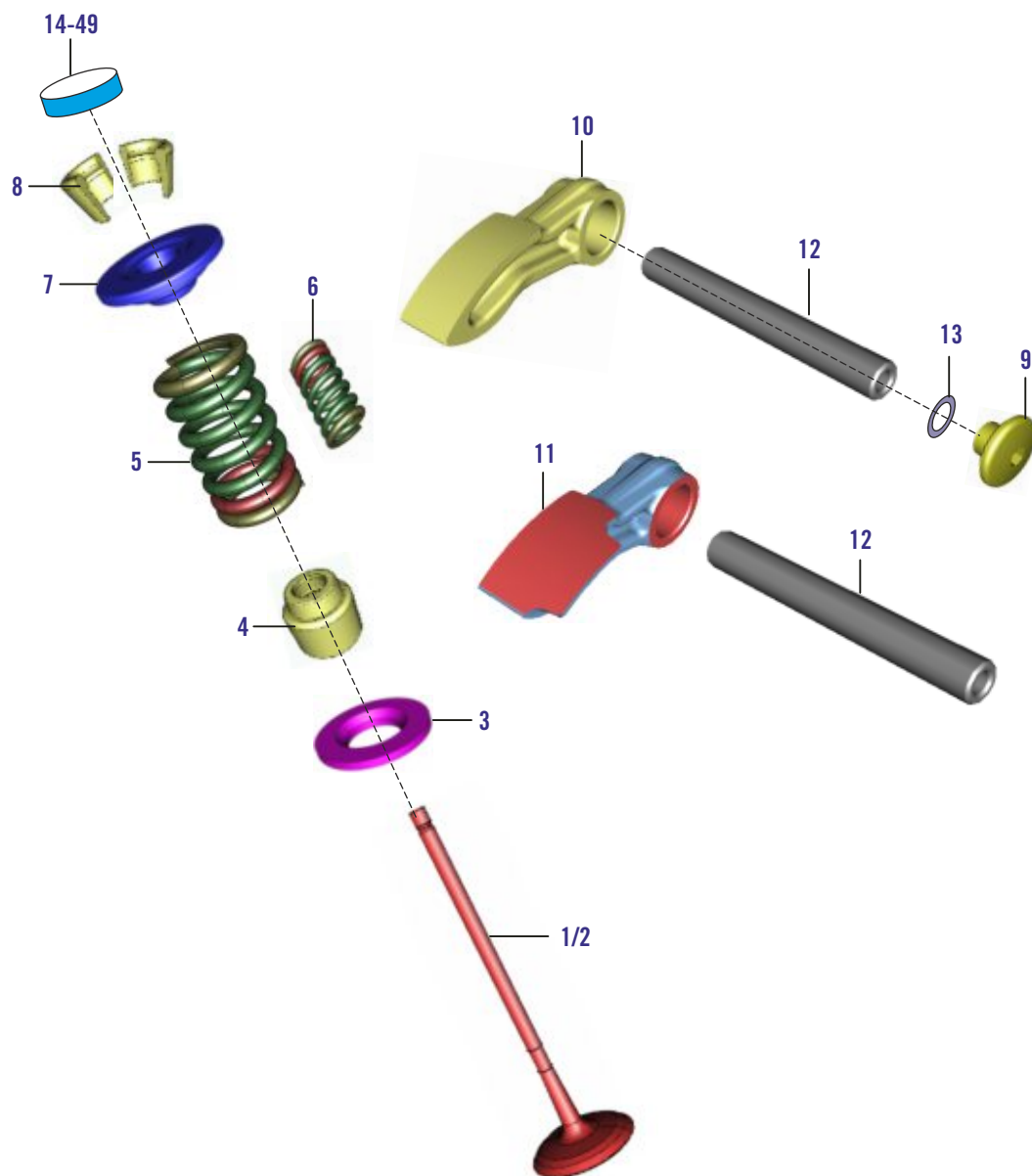
390 Duke



No.	Part No.	Description	Qty			
			MY-13	MY-14	MY-15	MY-16
1	JG 6012 08	Tank Reservoir	1	1	1	1
2	JG 6012 11	Plug F. Expansion Tank (Reservoir Cap)	1	1	1	1
3	JG 6012 30	"O" Ring Tank Cap	1	1	1	1
4	JG 1138 06	Grommet Expansion Tank	1	1	1	1
5	JG 1710 29	Clamp 10mm	4	4	4	4
6	JG 6012 13	Tube Drain	1	1	1	1
7	JG 6012 15	Tube Connecting	1	1	1	1
8	JG 1812 50	Step Bolt	1	1	1	1
9	JG 6010 14	Thermostat	1	1	1	1
10	JY 6012 25	Radiator Hose Therm. Radiator	1	1	1	1
11	JY 6012 15	Radiator Hose Engine-therm.	1	1	1	1
12	KA AD06 12	Bolt Bracket Tube Drain	1	1	1	1
13	JY 6012 04	Radiator Hose Therm. - Cool. Pipe	1	1	1	1
14	JG 6010 19	Cooling Pipe "t" Cpl.	1	1	1	----
14A	JG 6012 39	Cooling Pipe "t" Cpl.	--	--	--	1
15	JY 6012 26	Radiator Hose Radiator- Cool L. "T"	1	1	1	1
16	JG 6012 09	Hose Clamp D24	2	2	2	2
17	JG 6010 16	Hose Clamp D26	3	3	3	3
18	JG 6012 10	Hose Clamp D28	3	3	3	3
19	LA D000 82	HH Collar Screw M6x12 Sw10	2	2	2	----
19A	LA E000 41	Bolt Flange M6X1XL14	--	--	--	2
20	JG 6012 21	O-ring 18,5x3	1	1	1	1
21	JG 1138 39	Bracket Tube Drain	1	1	1	1

# VALVE DRIVE

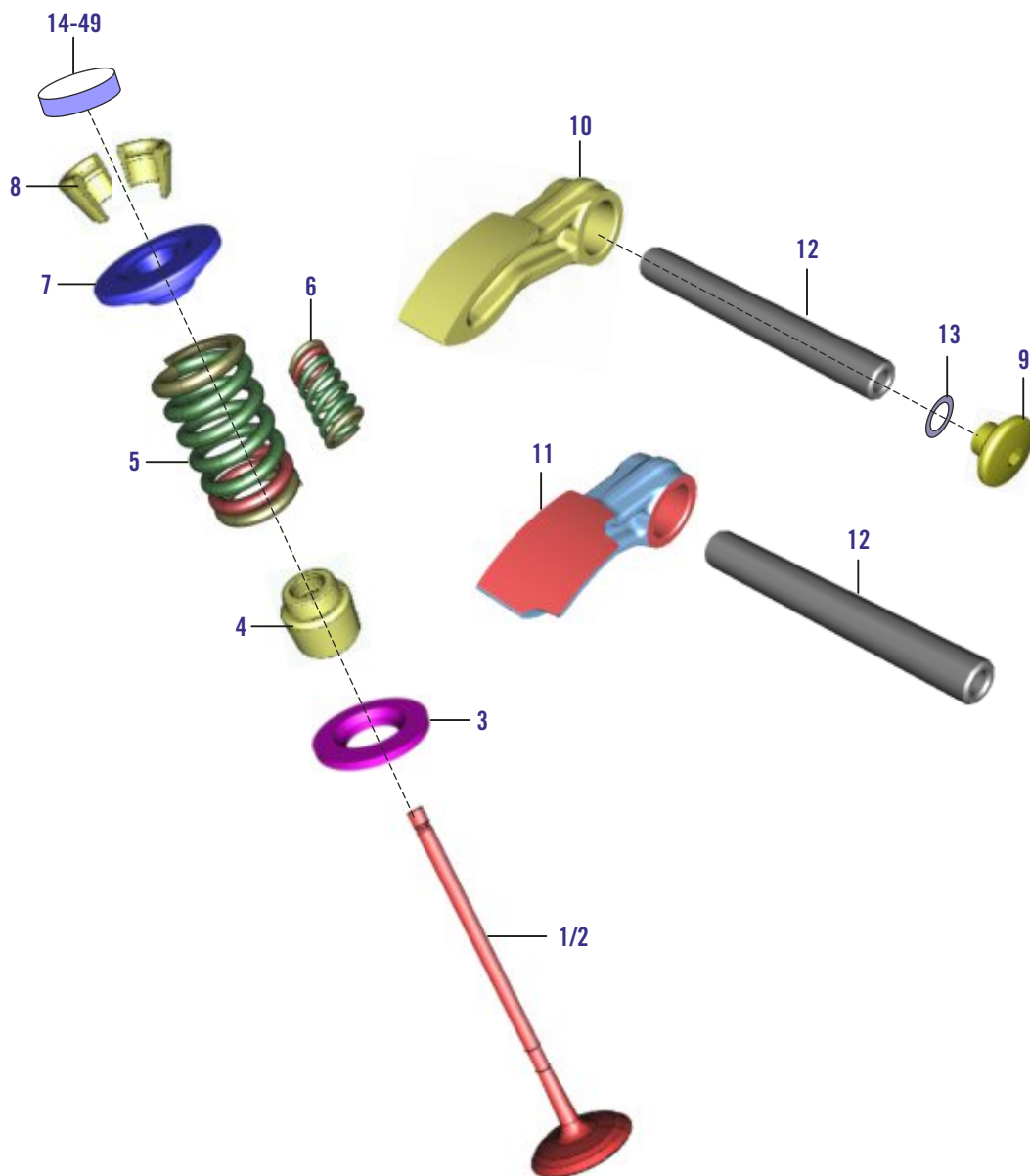
390 Duke



No.	Part No.	Description	Qty			
			MY-13	MY-14	MY-15	MY-16
1	JY 5112 22	Exhaust Valve	2	2	2	2
2	JY 5112 21	Intake Valve	2	2	2	2
3	JY 5112 23	Seat Valve Spring	4	4	4	4
4	CB 1010 09	Valve-stem Sealing (Oil Seal)	4	4	4	4
5	JY 5112 24	Valve Spring Outer	4	4	4	4
6	JY 5112 36	Valve Spring Inner	4	4	4	4
7	JY 5112 25	Valve Spring Retainer	4	4	4	4
8	CB 1010 22	Valve Collet	8	8	8	8
9	JG 5110 16	Screw Plug	2	2	2	2
10	JU 5112 04	Rocker Arm	3	3	3	3
11	JY 5112 12	Rocker Arm De-comp	1	1	1	1
12	JY 5112 26	Valve Lever Shaft	2	2	2	2
13	39 1021 21	'O' ring 10,3x1,2 mm	2	2	2	2
14	36 JY00 29	Kit Shim 2 mm	AR	AR	AR	AR
15	36 JY00 30	Kit Shim 2.04 mm	AR	AR	AR	AR
16	36 JY00 31	Kit Shim 2.08 mm	AR	AR	AR	AR
17	36 JY00 32	Kit Shim 2.12 mm	AR	AR	AR	AR
18	36 JY00 33	Kit Shim 2.16 mm	AR	AR	AR	AR
19	36 JY00 34	Kit Shim 2.20 mm	AR	AR	AR	AR
20	36 JY00 35	Kit Shim 2.24 mm	AR	AR	AR	AR
21	36 JY00 36	Kit Shim 2.28 mm	AR	AR	AR	AR
22	36 JY00 37	Kit Shim 2.32 mm	AR	AR	AR	AR
23	36 JY00 38	Kit Shim 2.36 mm	AR	AR	AR	AR
24	36 JY00 39	Kit Shim 2.40 mm	AR	AR	AR	AR
25	36 JY00 40	Kit Shim 2.44 mm	AR	AR	AR	AR

# VALVE SHIMS

390 Duke

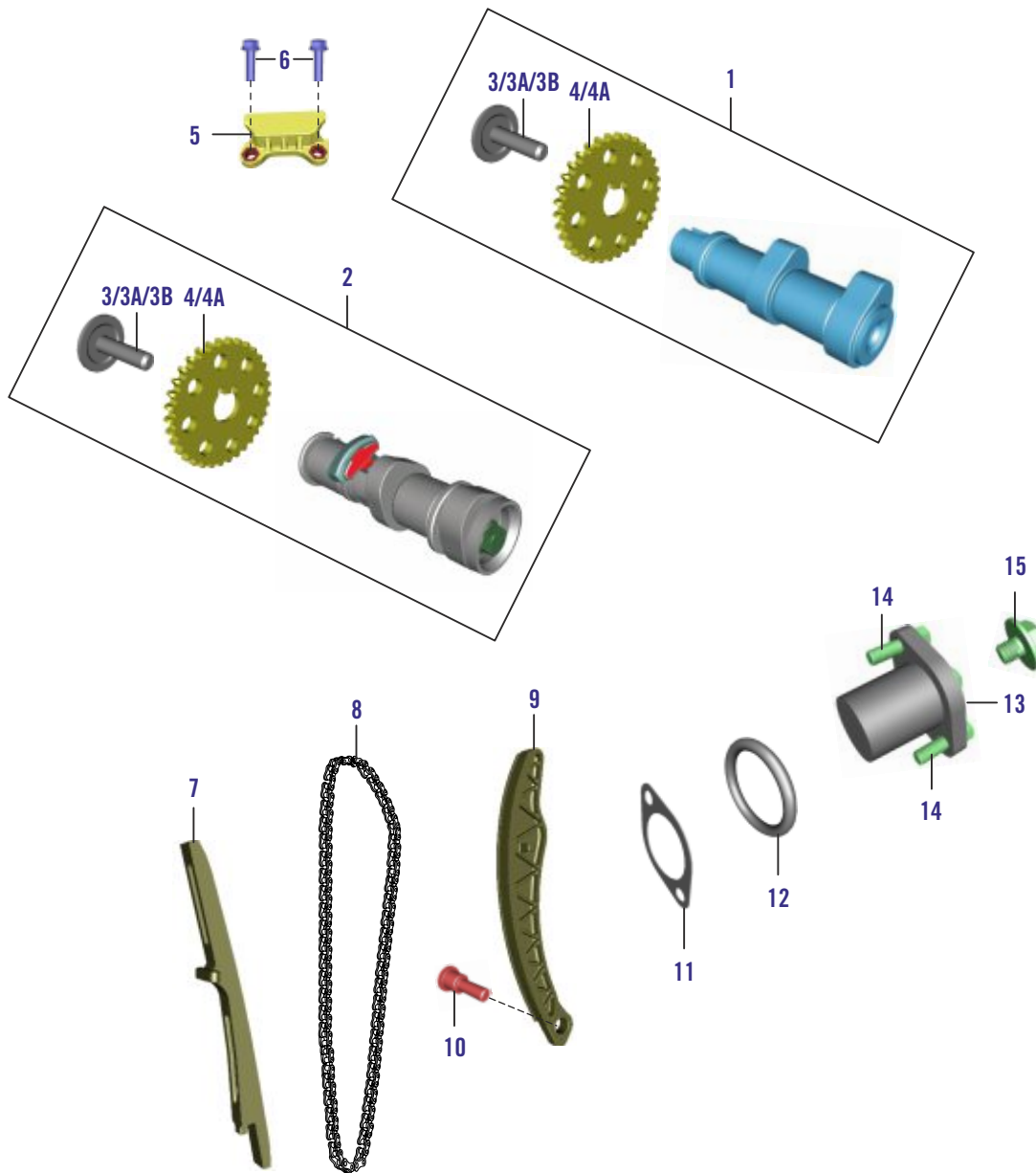


No.	Part No.	Description	Qty			
			MY-13	MY-14	MY-15	MY-16
26	36 JY00 41	Kit Shim 2.48 mm	AR	AR	AR	AR
27	36 JY00 42	Kit Shim 2.52 mm	AR	AR	AR	AR
28	36 JY00 43	Kit Shim 2.56 mm	AR	AR	AR	AR
29	36 JY00 44	Kit Shim 2.60 mm	AR	AR	AR	AR
30	36 JY00 45	Kit Shim 2.64 mm	AR	AR	AR	AR
31	36 JY00 46	Kit Shim 2.68 mm	AR	AR	AR	AR
32	36 JY00 47	Kit Shim 2.72 mm	AR	AR	AR	AR
33	36 JY00 48	Kit Shim 2.76 mm	AR	AR	AR	AR
34	36 JY00 49	Kit Shim 2.80 mm	AR	AR	AR	AR
35	36 JY00 50	Kit Shim 2.84 mm	AR	AR	AR	AR
36	36 JY00 51	Kit Shim 2.88 mm	AR	AR	AR	AR
37	36 JY00 52	Kit Shim 2.92 mm	AR	AR	AR	AR
38	36 JY00 53	Kit Shim 2.96 mm	AR	AR	AR	AR
39	36 JY00 54	Kit Shim 3 mm	AR	AR	AR	AR
40	36 JY00 55	Kit Shim 3.04 mm	AR	AR	AR	AR
41	36 JY00 56	Kit Shim 2.30 mm	AR	AR	AR	AR
42	36 JY00 57	Kit Shim 2.34 mm	AR	AR	AR	AR
43	36 JY00 58	Kit Shim 2.38 mm	AR	AR	AR	AR
44	36 JY00 59	Kit Shim 2.42 mm	AR	AR	AR	AR
45	36 JY00 60	Kit Shim 2.46 mm	AR	AR	AR	AR
46	36 JY00 61	Kit Shim 2.50 mm	AR	AR	AR	AR
47	36 JY00 62	Kit Shim 2.54 mm	AR	AR	AR	AR
48	36 JY00 63	Kit Shim 2.58 mm	AR	AR	AR	AR
49	36 JY00 64	Kit Shim 2.62 mm	AR	AR	AR	AR



# TIMING DRIVE

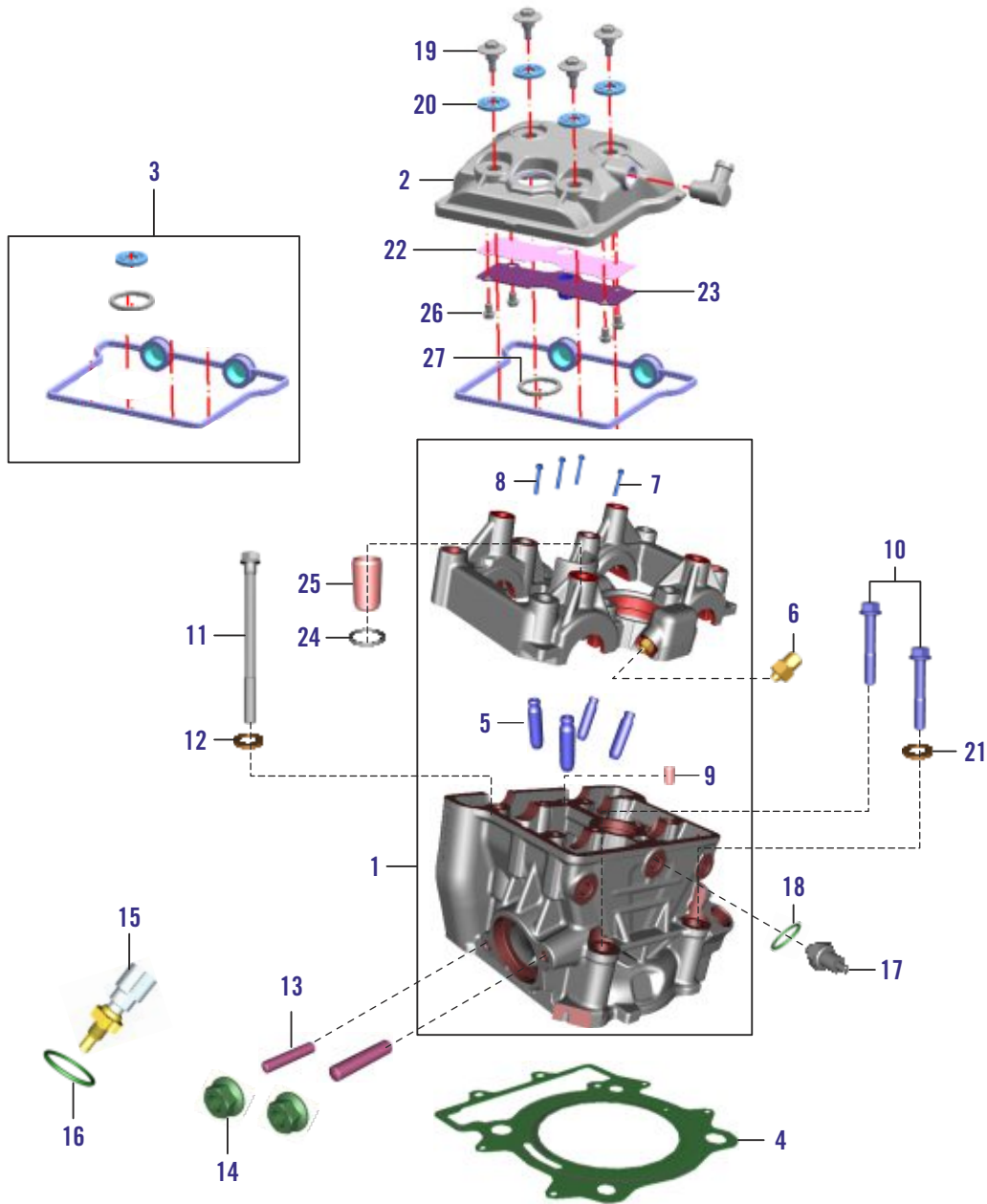
390 Duke



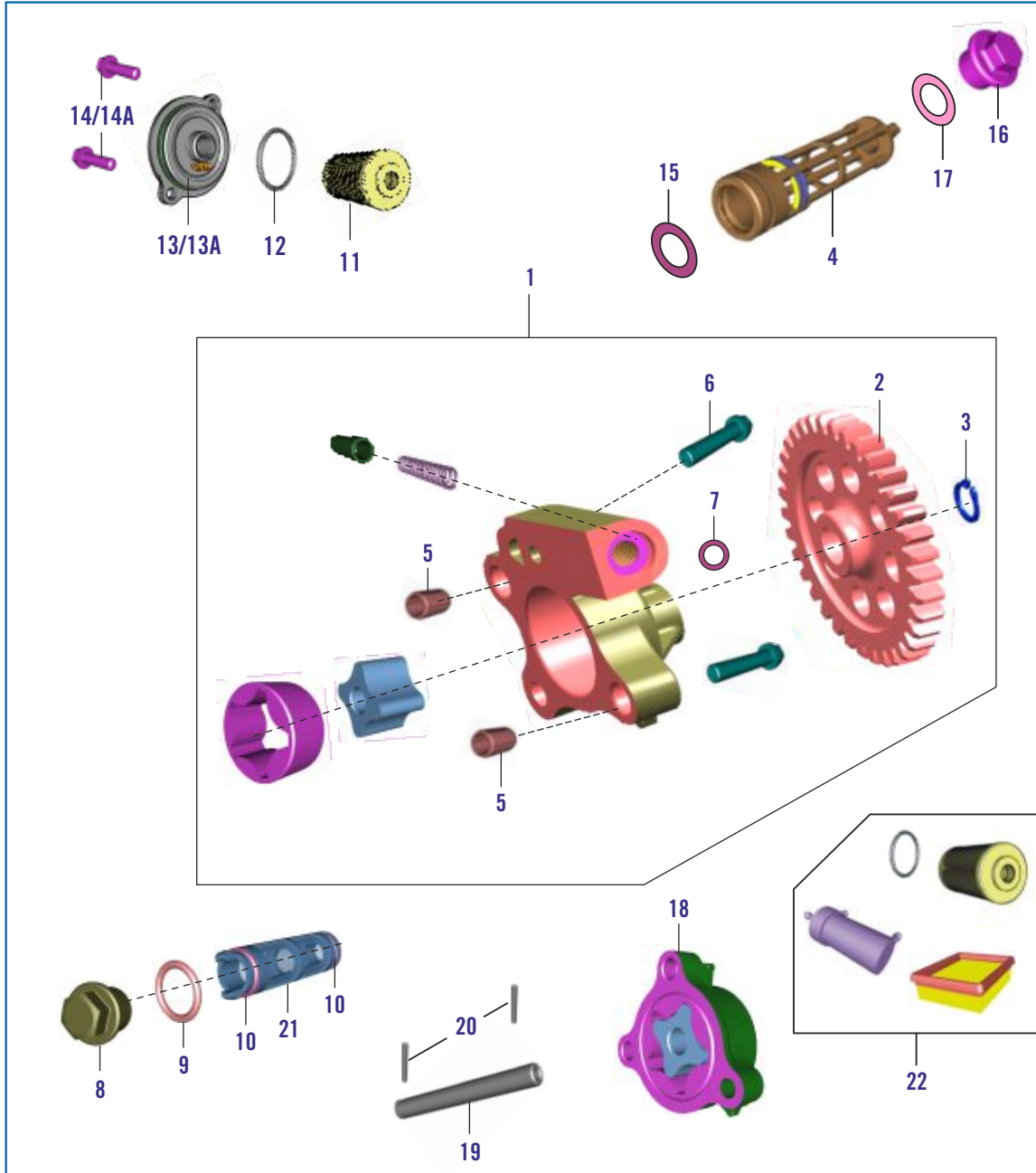
No.	Part No.	Description	Qty			
			MY-13	MY-14	MY-15	MY-16
1	JY 5112 72	Camshaft Intake Cpl.	1	1	1	1
2	JY 5112 69	Camshaft Exhaust Cpl.	1	1	1	1
3	LA C000 76	Bolt Socket- M10X1XL32	--	--	--	2
3A	LA D001 28	Bolt Flanged M10X1XL30	--	--	2	--
3B	LA D000 97	Special screw camshaft	2	2	--	--
4	JY 5112 71	Sprocket Camshaft 36 T	--	--	--	2
4A	JY 5112 19	Sprocket Camshaft 36 T	2	2	2	--
5	JY 5110 58	Guide Rail Top	1	1	1	1
6	KA EG06 45	HH - Collar Screw M6x14 WS8	2	2	2	2
7	JY 5112 29	Timing Chain Guide (Tight Side)	1	1	1	1
8	JY 5112 20	Timing Chain	1	1	1	1
9	JY 5112 27	Chain Guide (Slack Side)	1	1	1	1
10	JY 5410 09	Special Screw 6x14,9	1	1	1	1
11	CS 1011 28	Gasket Chain Adjuster	1	1	1	1
12	39 2669 21	O-ring 10,15x1,5	1	1	1	1
13	JY 5112 38	Chain Tensioner	1	1	1	1
14	KA DQ06 20	HH Collar Screw M6 X20 Sw10	2	2	2	2
15	JG 5112 70	Bolt Special	1	1	1	1

# CYLINDER HEAD

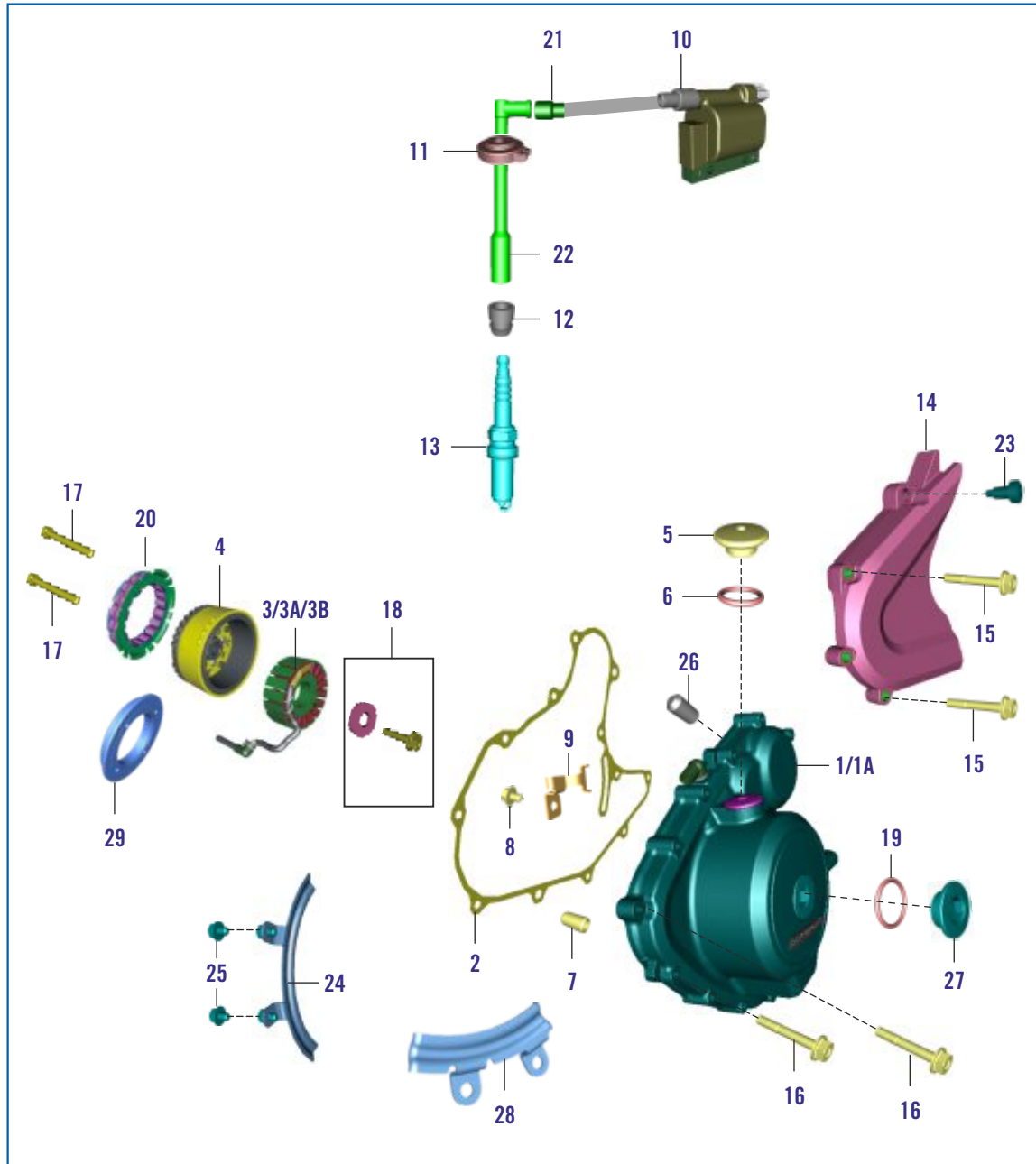
390 Duke



No.	Part No.	Description	Qty			
			MY-13	MY-14	MY-15	MY-16
1	JY 5110 67	Cylinder Head with Cam holder	1	1	1	1
2	JY 5110 66	Cylinder Head Cover Assly	1	1	1	1
3	36 JY00 69	Valve Cover Gasket Kit	1	1	1	1
4	JY 5110 70	Cylinder Head Gasket	1	1	1	1
5	JY 5112 30	Valve Guide	4	4	4	4
6	JG 5410 21	Oil Jet	4	4	4	4
7	KA EQ06 40	HH-collar Screw M6X40 WS10	2	2	2	2
8	39 1075 04	HH-collar Screw M6X35 WS8	6	6	6	6
9	39 0999 06	Pin Dowel 8x6,4x14mm	2	2	2	2
10	LA C000 24	Collar Screw M6	2	2	2	2
11	LA C000 32	HH Collar Screw 10x147,5	4	4	4	4
12	LD A000 15	Washer 11,2x20x2	2	2	2	2
13	JG 5110 46	Stud M8	2	2	2	2
14	LC G000 06	Flanged Nut M8 H7,5 Ws12	2	2	2	2
15	JG 3514 00	Temperature Sensor	1	1	1	1
16	39 2699 20	O-ring	1	1	1	1
17	DK 1012 25	Oil Pressure Sensor	1	1	1	1
18	DK 1013 40	O-ring	1	1	1	1
19	JG 5110 22	Valve Cover Screw	4	4	4	4
20	JG 5110 21	Rubber Washer	4	4	4	4
21	LD A000 14	Washer 11,2x20x2	4	4	4	4
22	JY 5110 59	Cylinder Head Gasket Breather	1	1	1	1
23	JY 5110 60	Plate Breather	1	1	1	1
24	LJ A000 01	O Ring	2	2	2	2
25	JY 5110 68	Sleeve Spark Plug	1	1	1	1
26	LA E000 17	Bolt Flange M6X10	4	4	4	4
27	JY 5110 74	Gasket Sleeve Spark Plug	1	1	1	1

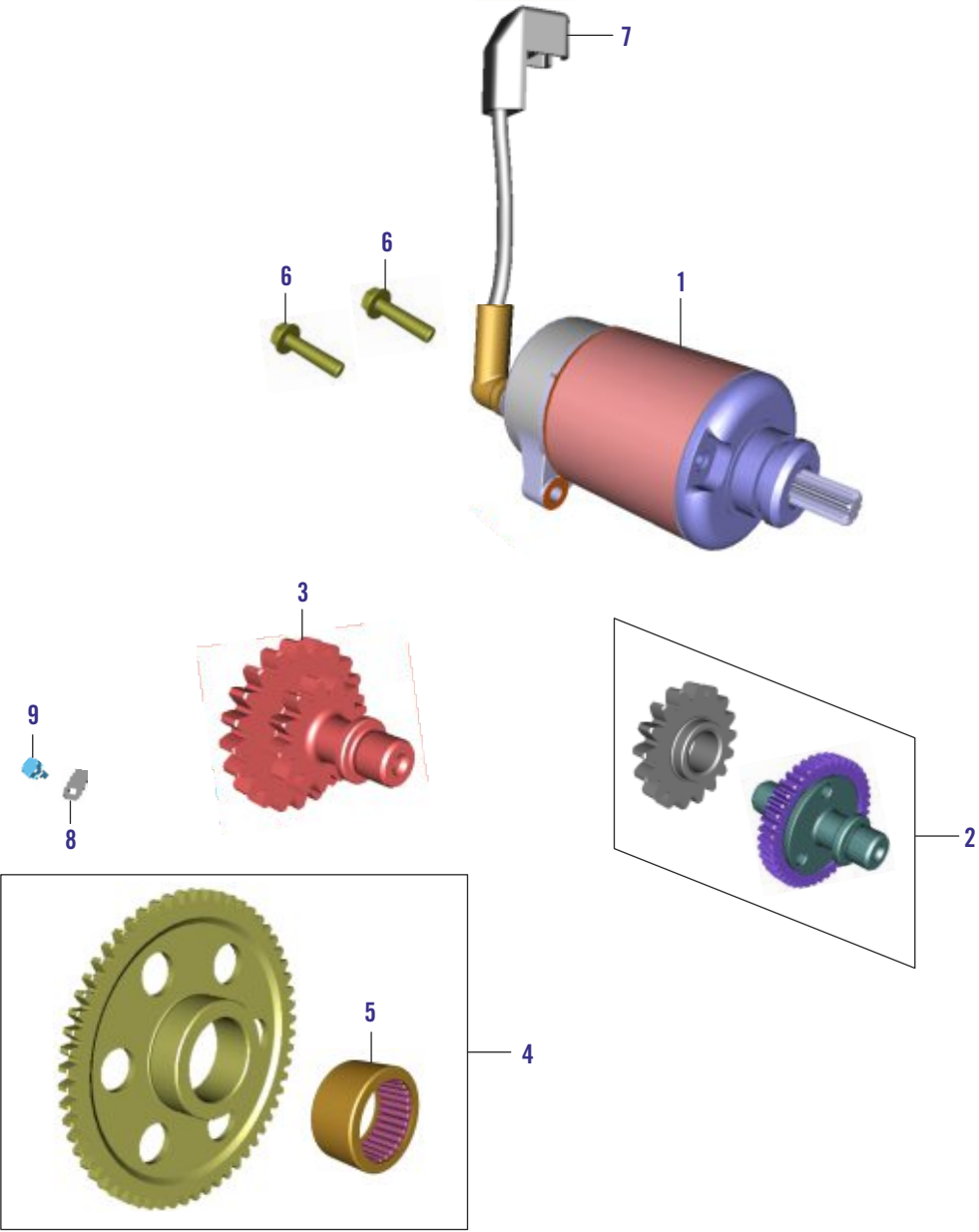


No.	Part No.	Description	Qty			
			MY-13	MY-14	MY-15	MY-16
1	JY 5710 12	Oil Pump Assy Comp	1	1	1	1
2	JY 5710 23	Gear Oil Pump Drive	1	1	1	1
3	KE AB10 10	Circlip	1	1	1	1
4	JY 5710 30	Mesh Oil Filter Assly.	1	1	1	1
5	39 0999 06	Pin - Hollow Dowel	2	2	2	2
6	LA E000 18	Bolt Flanged M6X1X30L-Precoated	3	3	3	3
7	LD A000 17	Plain Washer	2	2	2	2
8	JY 5710 09	Strainer Cap Evacuation	1	1	1	1
9	LJ A000 06	'O' Ring Strainer Cap	1	1	1	1
10	LJ A000 02	O Ring Strainer Evacuation	2	2	2	2
11	JG 5710 14	Oil Filter	1	1	1	1
12	JG 5710 16	O-Ring	1	1	1	1
13	JG 5710 15	Cap Oil Filter	1	1	1	----
13A	JY 5710 33	Cap Oil Filter	--	--	--	1
14	KA DP05 16	Hexagonal Flange Bolt	2	2	2	----
14A	KA EQ06 16	Hexagonal Flange Bolt	--	--	--	2
15	LJ A000 04	'O' Ring	1	1	1	1
16	JA 5410 21	Strainer Cap	1	1	1	1
17	59 2100 23	'O' Ring	1	1	1	1
18	JY 5710 15	Pump Evacuation Assly.	1	1	1	1
19	JY 5710 24	Oil Pump Shaft	1	1	1	1
20	LH D000 01	Pin Parallel	3	3	3	3
21	JY 5710 08	Strainer Evacuation	1	1	1	1
22	36 JU00 67	KTM Periodic Parts Kit	1	1	1	1



No.	Part No.	Description	Qty			
			MY-13	MY-14	MY-15	MY-16
1	JY 5412 40	Ignition Cover (Magneto Cover Assly)	1	1	1	----
1A	JY 5412 74	Ignition Cover (Magneto Cover Assly)	--	--	--	1
2	JY 5412 76	Ignition Cover Gasket	1	1	1	1
3	JY 3510 08	Stator Cpl.	1	--	--	----
3A	JY 3510 20	Stator Cpl. (MY-16)	--	1	1	--
3B	JY 3510 23	Stator Cpl.	--	--	--	1
4	JY 3510 25	Rotor Assly without clutch	1	1	1	1
5	JG 5412 32	Plug Without O-ring (Cap TDC Finder)	1	1	1	1
6	30 1011 95	O-ring 15,8x2,4	1	1	1	1
7	39 0999 06	Pin Dowel 8x6,4x14mm	2	2	2	2
8	LA E000 16	Pan Cross Screw M5X10 PH	1	1	1	1
9	JY 5412 08	Bracket F. Stator Cable	1	1	1	1
10	JG 3512 03	Ignition Coil With Cable	1	1	1	1
11	JY 3512 03	Gasket Spark Plug Connect.	1	1	1	1
12	JG 3512 02	Rubber Gasket Spark Plug	1	1	1	1
13	JY 3512 05	Spark Plug M12 (BOSCH)	1	1	1	1
14	JY 5412 27	Chain Guard	1	1	1	1
15	KA EQ06 50	HH Collar Screw M6x45 SW10	3	3	3	3
16	KA EQ06 35	HH Collar Screw M6x30 Sw10	12	12	12	12
17	DK 1012 84	AH Screw M5x35 Self Locking	3	--	--	--
18	36 JY01 06	Kit Rotor Screw Cpl	1	1	1	1
19	LJ A000 07	'O' Ring Cap Crankcase	1	1	1	1
20	JY 5514 02	Assly Gear Starter Clutch	1	1	1	1
21	DD 1110 12	Grommet H.T Coil	1	1	1	1
22	JY 3512 00	Spark Plug Cap	1	1	1	1
23	LA C000 14	Bolt	1	1	1	1
24	JY 5412 22	Plate Harness	1	1	1	1
25	LA E000 16	Flange Bolt	4	4	4	4
26	JY 5412 55	Oil Jet	1	1	1	1
27	JY 5412 06	Cap Crankcase Centre	1	1	1	1
28	JY 5410 71	Plate Harness 2	--	--	--	1
29	JG 3510 19	Body starter clutch	1	1	1	1

# ELECTRICAL STARTER

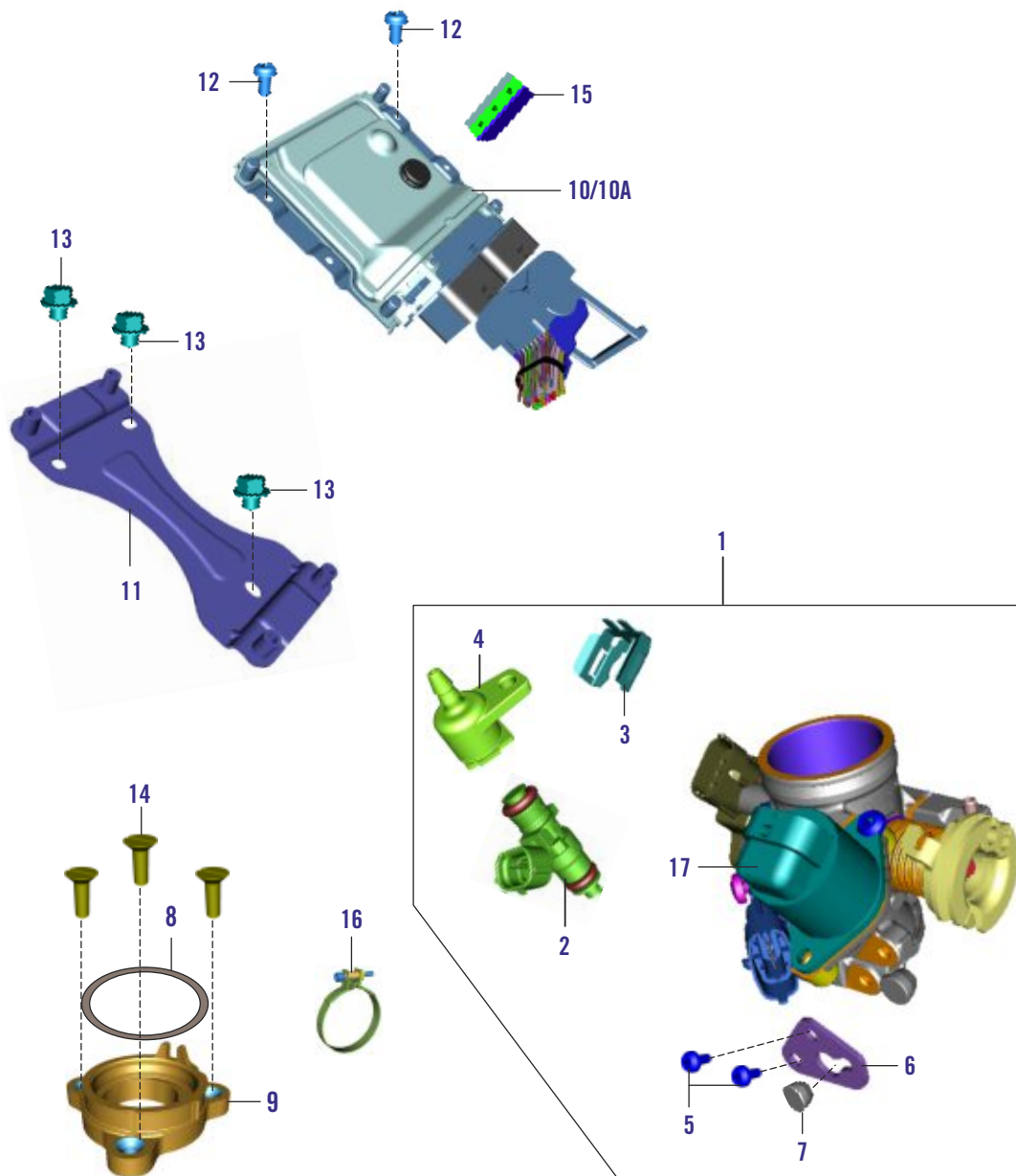


No.	Part No.	Description	Qty			
			MY-13	MY-14	MY-15	MY-16
1	JY 3516 04	E-starter Engine Cpl. (Starter Motor)	1	1	1	1
2	JY 5512 26	Gear Starter Counter 2 (Torque limiter)	1	1	1	1
3	JY 5512 25	Gear Starter Counter 1 (Gear idler)	1	1	1	1
4	JY 6214 11	Gear Starter Assly	1	1	1	1
5	BF 6214 02	Needle Roller Bearing HK2516	1	1	1	1
6	KA DQ06 25	HH Collar Screw M6X25 SW10	2	2	2	2
7	JG 4022 36	Starter Cable	1	1	1	1
8	JY 5410 40	Retainer Starter Gear	1	1	1	1
9	LA D000 77	Starter Gear Retainer Bolt	1	1	1	2



# THROTTLE BODY

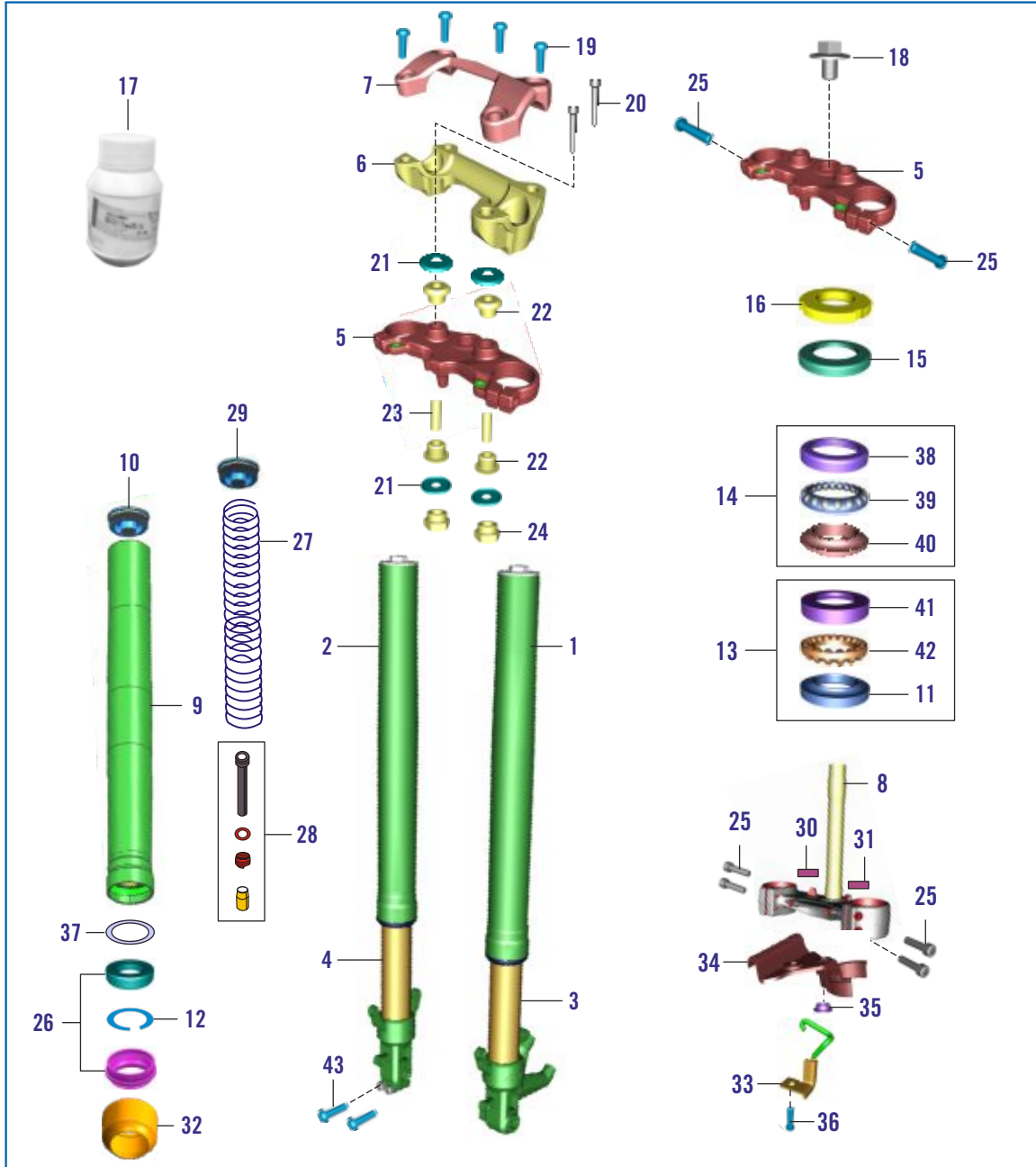
390 Duke



No.	Part No.	Description	Qty			
			MY-13	MY-14	MY-15	MY-16
1	JY 6112 02	Throttle Body Cpl.	1	1	1	1
2	JY 6110 00	Fuel Injector	1	1	1	1
3	JG 6110 06	Clamp F. Injector	1	1	1	1
4	JG 5814 16	Connector Fuel Rail	1	1	1	1
5	JG 5814 24	Special Screw M5x12	5	5	5	5
6	JG 5814 19	Cable Support	1	1	1	1
7	DS 1611 56	Grommet	1	1	1	1
8	JY 5814 04	O-ring Conn. Fl. Cyl. - Thr. Body	1	1	1	1
9	JY 5812 00	Intake Pipe	1	1	1	1
10	JY 3514 00	Engine Control Unit	1	—	---	---
10A	JG 3514 24	Engine Control Unit	—	1	1	1
11	JG 1710 77	Bracket ECU	1	1	1	1
12	KB BF04 08	Flat Head Screw M4X8 PH	4	4	4	4
13	KA DA05 08	HH Collar Screw M5X6 SW8	3	3	3	3
14	LB C000 03	Flat Head Screw M6X18	3	3	3	3
15	JG 1710 46	ECU Damper Assy	1	1	1	1
16	JY 5814 05	Clamp Connecting Tube	1	1	1	1
17	JG 6112 06	Stepper Motor	1	1	1	1

# FRONT FORK, TRIPLE CLAMP

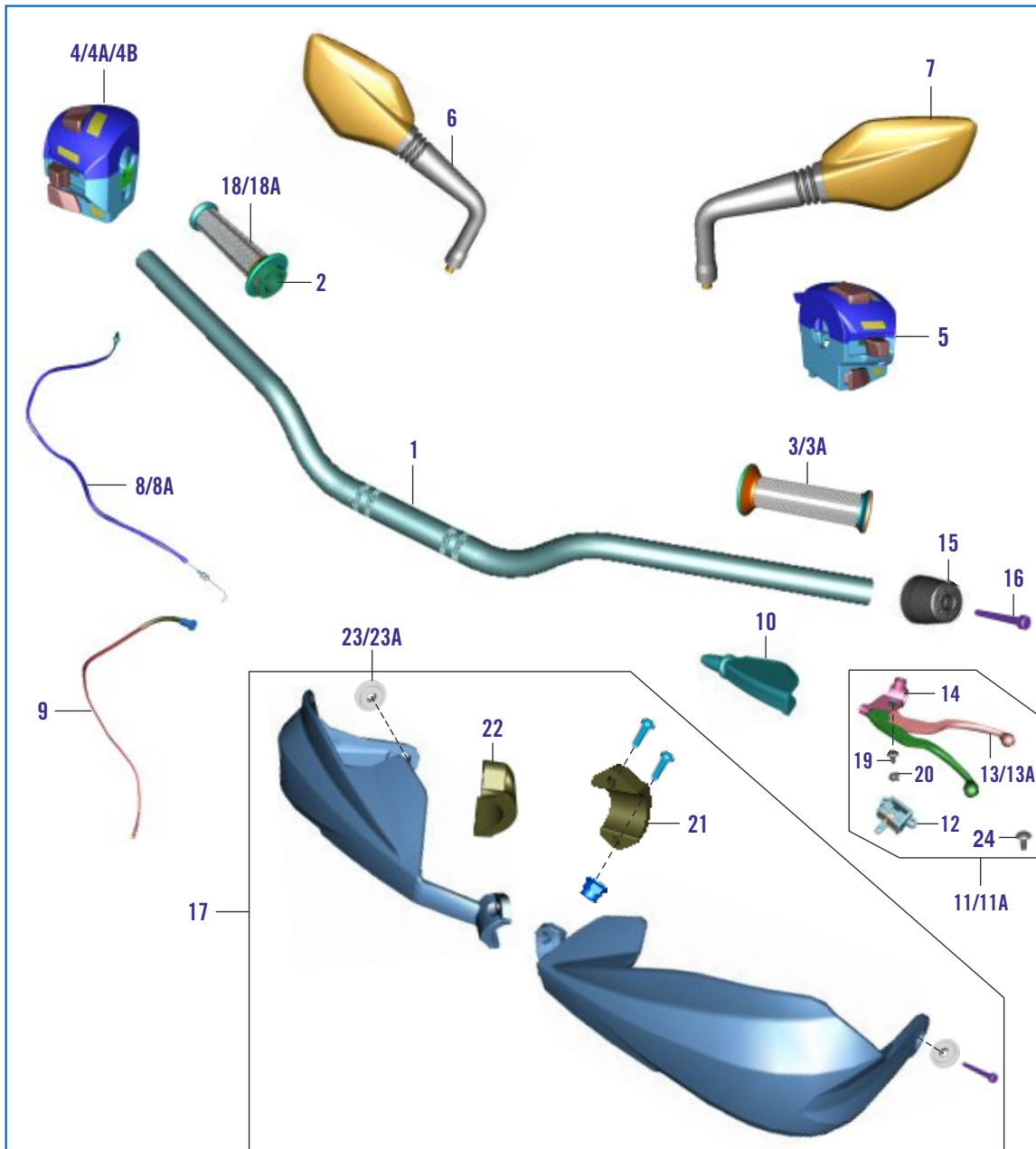
390 Duke



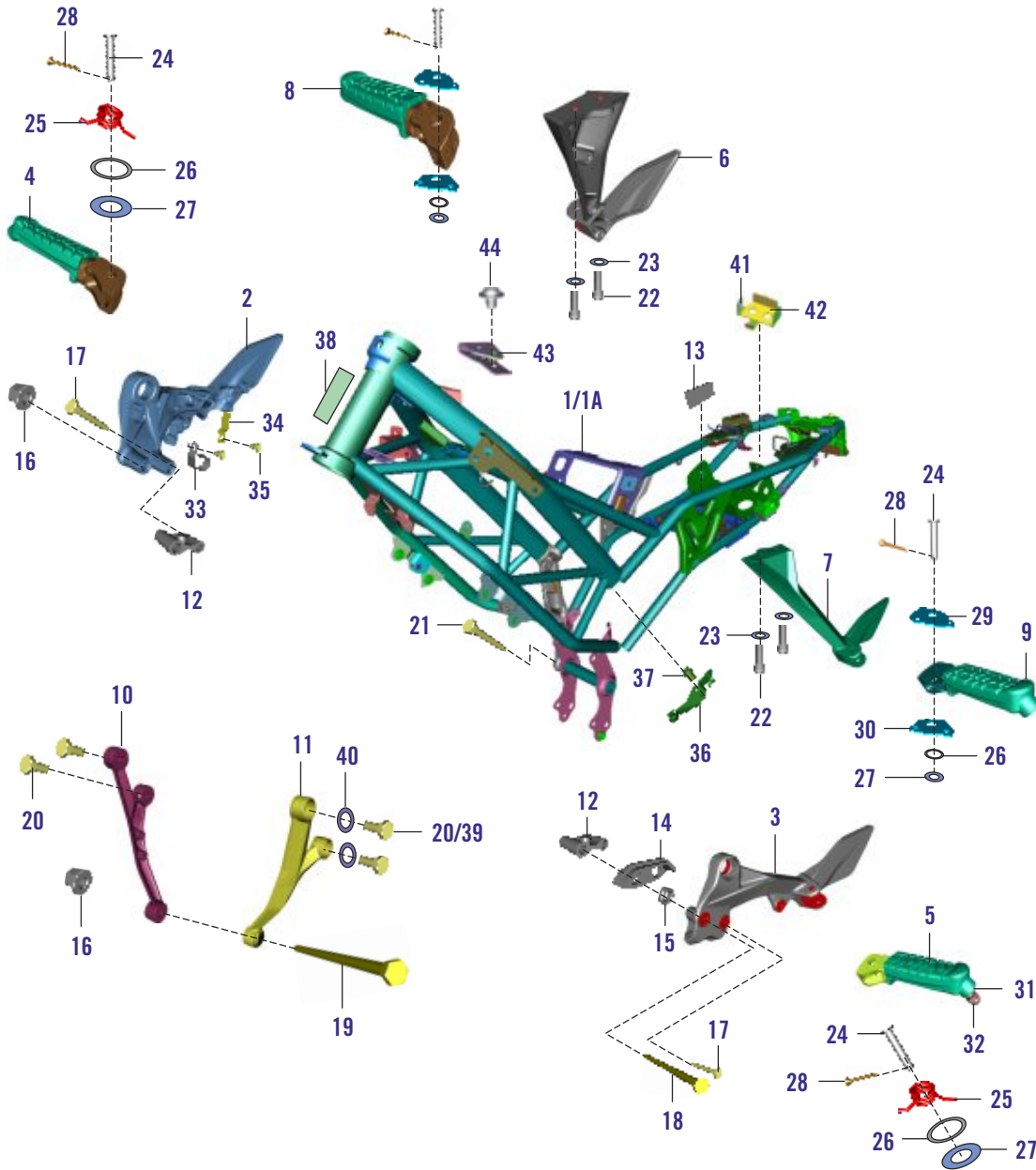
No.	Part No.	Description	Qty			
			MY-13	MY-14	MY-15	MY-16
1	JG 1210 25	Leg Assly. LH	1	1	1	1
2	JG 1210 26	Leg Assly. RH	1	1	1	1
3	JG 1210 18	Inner Tube Assly. LH	1	1	1	1
4	JG 1210 19	Inner Tube Assly. RH	1	1	1	1
5	JG 1510 02	Top Triple Clamp (Upper)	1	1	1	1
6	JG 1510 14	Handle Holder Bottom	1	1	1	1
7	JG 1510 20	Top Handle Holder	1	1	1	1
8	36 JG00 10	Bot. Fork Plate Cpl.	1	1	1	1
9	JU 1210 37	Outer Tube Assly.	2	2	2	2
10	JG 1210 12	Fork Top Bolt	1	1	1	1
11	DG 1810 05	Bearing Cone	1	1	1	1
12	JU 1210 09	Circlip	2	2	2	2
13	36 JU00 75	Kit Steering Race Lower	1	1	1	1
14	36 JU00 74	Kit Steering Race Upper	1	1	1	1
15	DK 1810 76	Protection Cap	1	1	1	1
16	JG 1510 26	Steering Nut Stem	1	1	1	1
17	36 PB00 04	Fork Oil For KTM 390	6	6	6	6
18	LA D001 07	Clamp Screw Steering Head	1	1	1	1
19	JG 1510 29	AH Screw M8X26	4	4	4	4
20	LA C000 04	AH Screw M10x1,25x64	2	2	2	2
21	JG 1510 13	Washer 10,5x32x2	4	4	4	4
22	JG 1510 12	Rubber Bushing	4	4	4	4
23	JG 1510 21	Spacer Tube	2	2	2	2
24	LC H000 01	Self L. Nut M10x1,25 H11 Ws17	2	2	2	2
25	JG 1210 21	AH Screw M8x30	6	6	6	6
26	36 JU00 19	Kit Fork Oil Seal	1	1	1	1
27	JG 1210 33	Main Spring & Washer	1	1	1	1
28	JU 1210 19	Piston Rod Assembly	1	1	1	1
29	JU 1210 18	Cap Screw	1	1	1	1
30	JG 2330 80	Anti Abrasive Tape	1	1	1	1
31	JG 1138 41	Tape Anti Abrasive	1	1	1	1
32	JG 1210 28	Dust Cap	1	1	1	1
33	JG 1111 39	Hook Bracket ABS Hose	1	1	1	1
34	JG 1138 31	Hose Clamp	1	1	1	1
35	JG 1138 32	Sleeve for ABS Hose Clamp	1	1	1	1
36	LA C000 10	Bolt for Hose ABS Bracket	2	2	2	2
37	LD B000 36	Washer	2	2	2	2
38	DG 1810 45	Bearing Cone Upper	1	1	1	1
39	DK 1810 50	Cage Bearing Steering Top	1	1	1	1
40	DG 1810 46	Bearing Race Upper	1	1	1	1
41	DG 1810 47	Bearing Race Lower	1	1	1	1
42	DK 1810 51	Cage Bearing Steering Bottom	1	1	1	1
43	LA C000 05	AH screw M8 x 27	2	2	2	2

# HANDLEBAR, CONTROLS

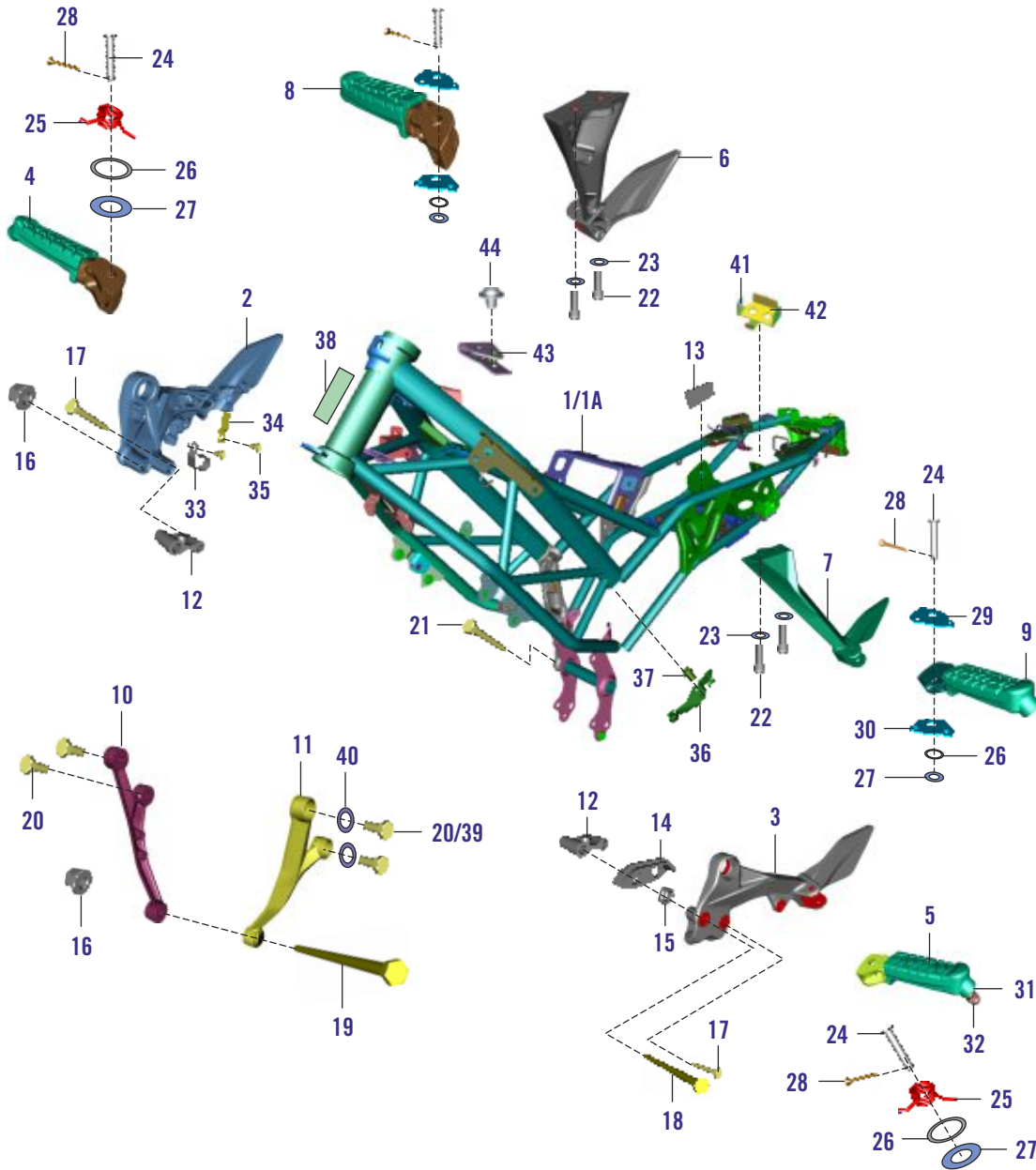
390 Duke



No.	Part No.	Description	Qty			
			MY-13	MY-14	MY-15	MY-16
1	JG 1510 31	Handlebar	1	1	1	1
2	JG 1510 22	Throttle Pipe	1	1	1	1
3	DH 1910 07	Fixed Grip	1	1	----	----
3A	JY 1510 15	Fixed Grip LH	--	--	1	1
4	JU 4014 00	Control Switch RH	1	1	----	----
4A	JG 4014 18	Control Switch RH	--	--	1	----
4B	JG 4014 17	Control Switch RH	--	--	----	1
5	JG 4014 06	Control Switch LH	1	1	1	1
6	JG 2316 01	Mirror RHS	1	1	1	1
7	JG 2316 00	Mirror LHS	1	1	1	1
8	JY 1612 01	Throttle Cable	1	--	----	----
8A	JG 1612 00	Throttle Cable	--	1	1	1
9	JY 1612 00	Clutch Cable	1	1	1	1
10	DS 1910 52	Lever boot LH	1	1	1	1
11	JG 1610 05	Clutch Lever Cpl.	1	--	----	----
11A	JG 1610 09	Clutch Lever Cpl. Lever & Holder (MY-14)	--	1	1	1
12	JG 4014 16	Clutch Switch	1	1	1	1
13	JL 1610 12	Lever Grip Left	1	--	----	----
13A	JG 1610 08	Clutch lever left	--	1	1	1
14	DJ 1910 81	Holder LH	1	1	1	1
15	JZ 1510 69	Handle Bar Weight	2	2	2	2
16	KA CH06 60	Allen Bolt	2	2	2	2
17	36 JY00 14	Hand Guard Kit KTM 390	1	1	1	1
18	DH 1910 08	Grip RH	1	1	----	----
18A	JY 1510 17	Grip RH	--	--	1	1
19	39 1553 04	Stud For Lever Handle	1	1	1	1
20	39 1184 15	Nut for Lever Handle Stud	1	1	1	1
21	JG 2312 15	Clamp Hand Guard LH	1	1	1	1
22	JG 2312 16	Clamp Hand Guard RH	1	1	1	1
23	JG 2312 14	Spacer Hand Guard	1	--	----	----
23A	JG 2312 21	Spacer Hand Guard	--	2	2	2
24	LB U000 12	Screw for clutch switch	1	1	1	1



No.	Part No.	Description	Qty			
			MY-13	MY-14	MY-15	MY-16
1	52 JG01 89	Frame Assly.	1	—	—	—
1A	52 JG01 90	Frame Assly.	—	1	1	1
2	JG 1130 24	Foot R. Bracket Front R/S (Holder Step RH)	1	1	1	1
3	JG 1130 01	Footrest Bracket Front L/S (Holder Step LH)	1	1	1	1
4	JG 1130 40	Footrest Front R/S Cpl.	1	1	1	1
5	JG 1130 39	Footrest Front L/S Cpl.	1	1	1	1
6	JG 1130 29	Footrest Bracket Rear R/S	1	1	1	1
7	JG 1130 20	Footrest Bracket Rear L/S	1	1	1	1
8	JG 1130 42	Footrest Rear R/S Cpl.	1	1	1	1
9	JG 1130 41	Footrest Rear L/S Cpl.	1	1	1	1
10	JY 1134 01	Engine Support R/S	1	1	1	1
11	JY 1134 00	Engine Support L/S	1	1	1	1
12	JG 1138 00	Tap Footrest Bracket Front (spacer)	2	2	2	2
13	JG 4018 08	Battery Foam	2	2	2	2
14	JG 1220 15	Chain Guide	1	1	1	1
15	JG 1138 02	Spacer Chain Guide	2	2	2	2
16	KC GJ10 10	Flanged Nut M10x1,25 WS14	2	2	2	2
17	LA D000 39	HH Collar Screw M10x1,25x92	2	2	2	2
18	LA D000 38	HH Collar Screw M10x1,25x265	1	1	1	1
19	JG 1134 06	HH Collar Screw M8x110 WS14	1	1	1	1
20	JG 1134 07	HH Collar Screw M8x16 SW14	4	—	—	—
21	JG 1134 03	Bolt Flanged M10x110	1	1	1	1
22	LA C000 23	AH Screw M8x27	4	4	4	4
23	LD B000 18	Washer 8,2x16x1,5	4	4	4	4
24	JG 1130 43	Pin Footrest Pivot	4	4	4	4
25	JG 1130 07	Return Spring Footrest	2	2	2	2
26	30 1410 31	O-ring 9x1,5	4	4	4	4
27	LD B000 19	Washer M8	4	4	4	4
28	LH A000 02	Pin 25x1,8mm	4	4	4	4
29	JG 1130 34	Engage Panel Footrest 1	2	2	2	2
30	JG 1130 35	Engage Panel Footrest 2	2	2	2	2

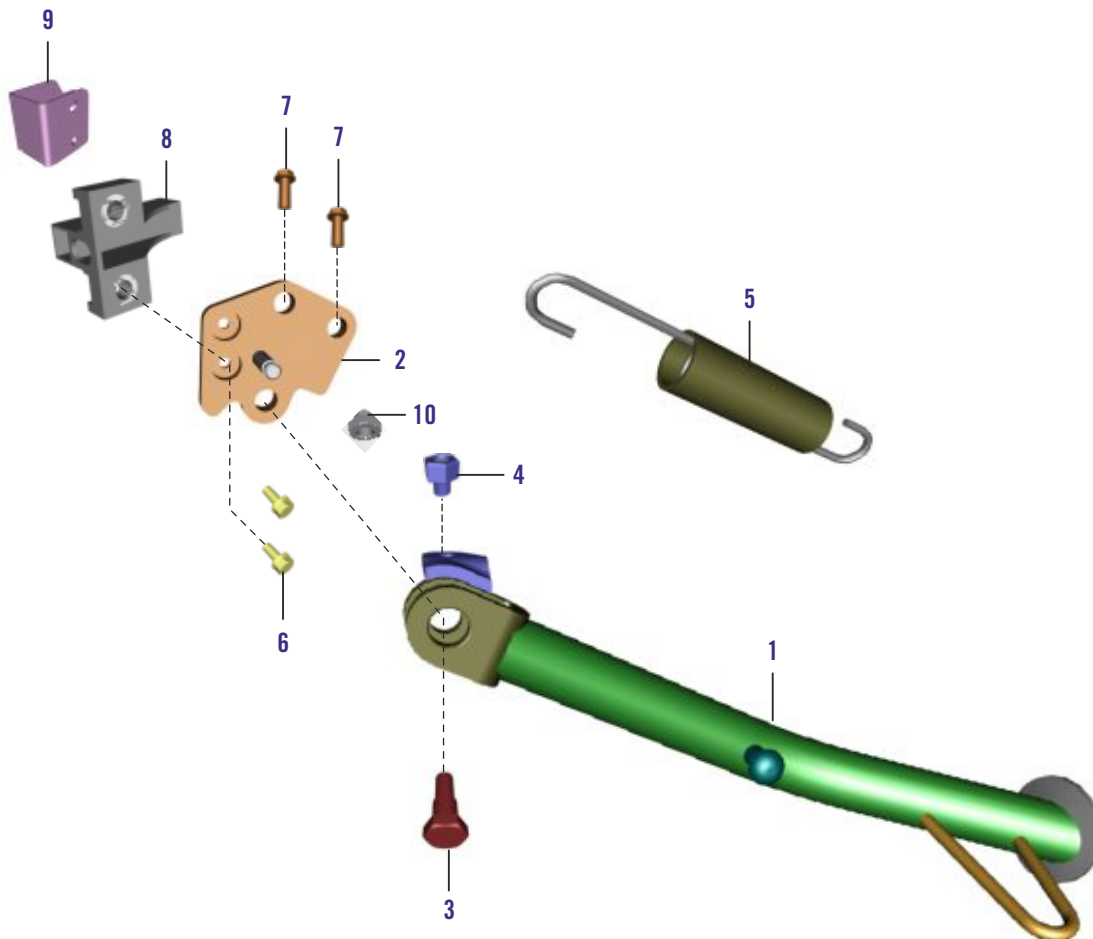


No.	Part No.	Description	Qty			
			MY-13	MY-14	MY-15	MY-16
31	LD B000 19	Plain Washer 6,4x12x1	2	2	2	2
32	JG 1130 52	Cap Screw M6x10 SS	2	2	2	2
33	JG 1138 14	Brake Hose Guide Clamp Front	1	1	1	1
34	JG 1138 15	Brake Hose Guide Clamp Rear	1	1	1	1
35	KA EM06 10	Bolt Clamp	2	2	2	2
36	JG 1138 49	Bracket Reservoir	1	1	1	1
37	LA E000 14	Bolt For Clutch Cable Bracket	2	2	2	2
38	JG 2330 01	Tape Adhesive	1	1	1	1
39	KA CF08 25	Bolt Socket (MY-14)	-	4	4	4
40	KD BA08 18	Washer (MY-14)	-	4	4	4
41	JG 4018 08	Battery Foam (MY-14)	-	2	2	2
42	JG 1138 51	Battery Pad (MY-14)	-	1	1	1
43	JG 1111 51	Bracket Flasher Mounting (MY-14)	-	1	1	1
44	LA C000 37	Blot For Bracket (MY-14)	-	1	1	1



# SIDE STAND

390 Duke

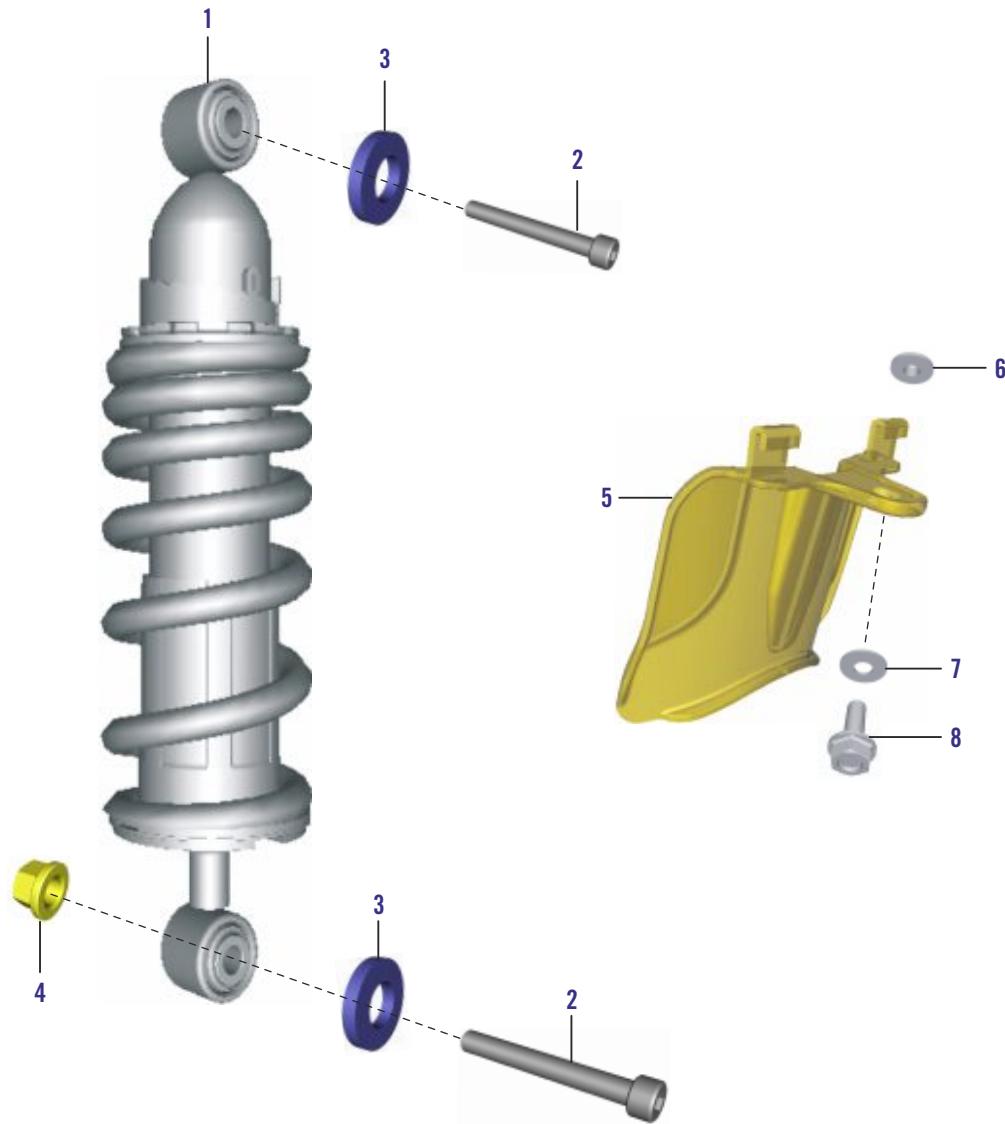


No.	Part No.	Description	Qty			
			MY-13	MY-14	MY-15	MY-16
1	JG 1132 03	Side Stand	1	1	1	1
2	JG 1132 04	Side Stand Bracket	1	1	1	1
3	JG 1132 07	Screw F. Side Stand	1	1	1	1
4	JG 4014 11	Magnet Holder	1	1	1	1
5	JU 1132 00	Spring For Side Stand With Cover	1	1	1	1
6	LA E000 10	HH Collar Screw M5X13 SW8	2	2	2	2
7	LA D000 44	HH Collar Screw M10X1X25 SS	2	2	2	2
8	JG 4014 02	Side Stand Switch	1	1	1	1
9	JG 1132 10	Guard Side Stand Switch	1	1	1	1
10	LC H000 01	Self L. Nut M10x1,25 H11 Ws17	1	1	1	1



# SHOCK ABSORBER

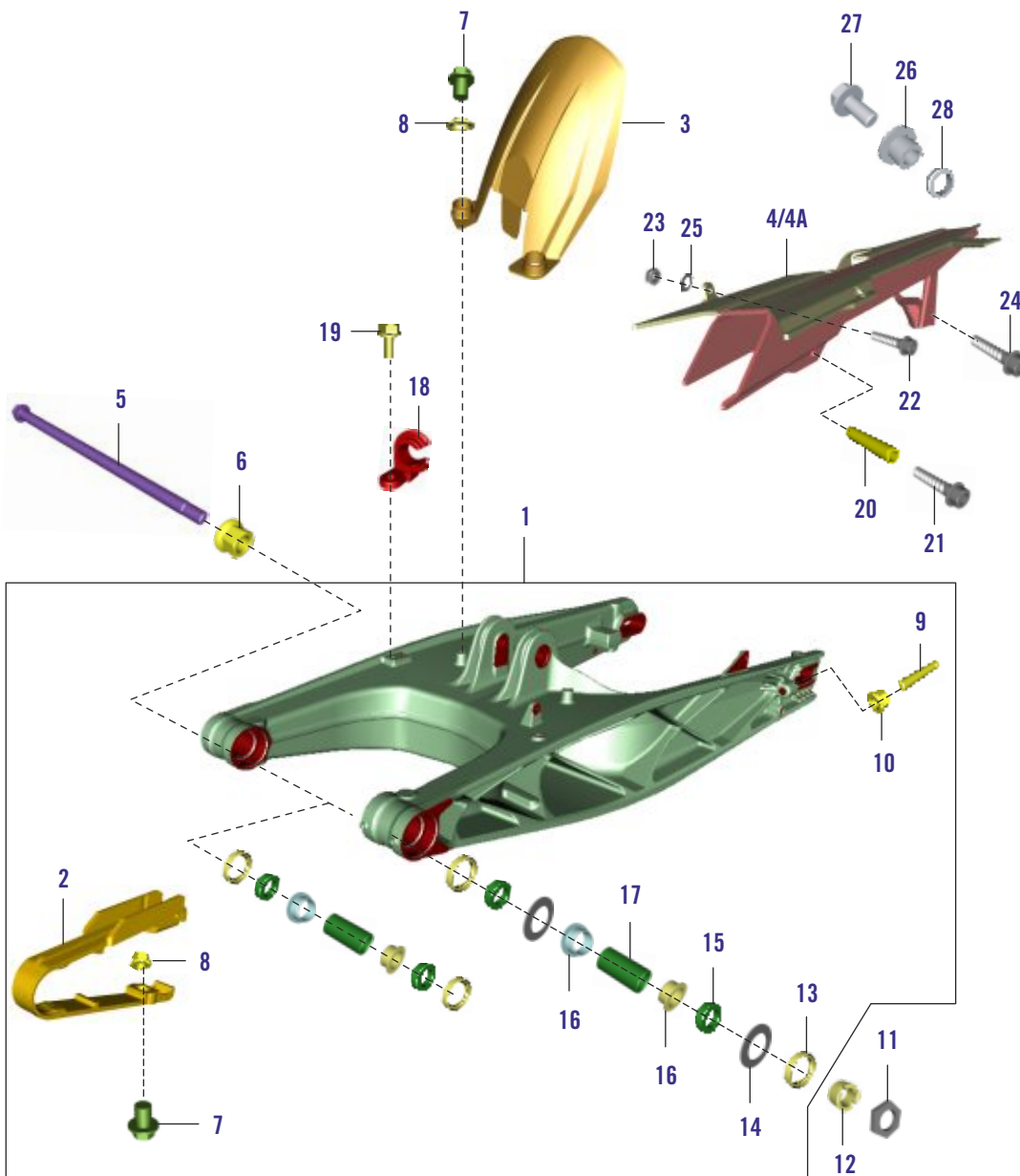
390 Duke



No.	Part No.	Description	Qty			
			MY-13	MY-14	MY-15	MY-16
1	JG 1220 45	Monoshock Cpl.	1	1	1	1
2	LA C000 06	AH Screw M10x1,25x8010.9	2	2	2	2
3	LD B000 11	Plain Washer 10,2x20x3mm	2	2	2	2
4	LC G000 03	Nut Flanged M10x1,25 WS13	1	1	1	1
5	JG 1812 81	Flap Protector Shocker	--	--	1	1
6	JY 1138 26	Collar Under Tray	--	--	1	1
7	39 0239 11	Plain Washer	--	--	1	1
8	KA DM06 18	Bolt Flanged	--	--	1	1

# SWING ARM

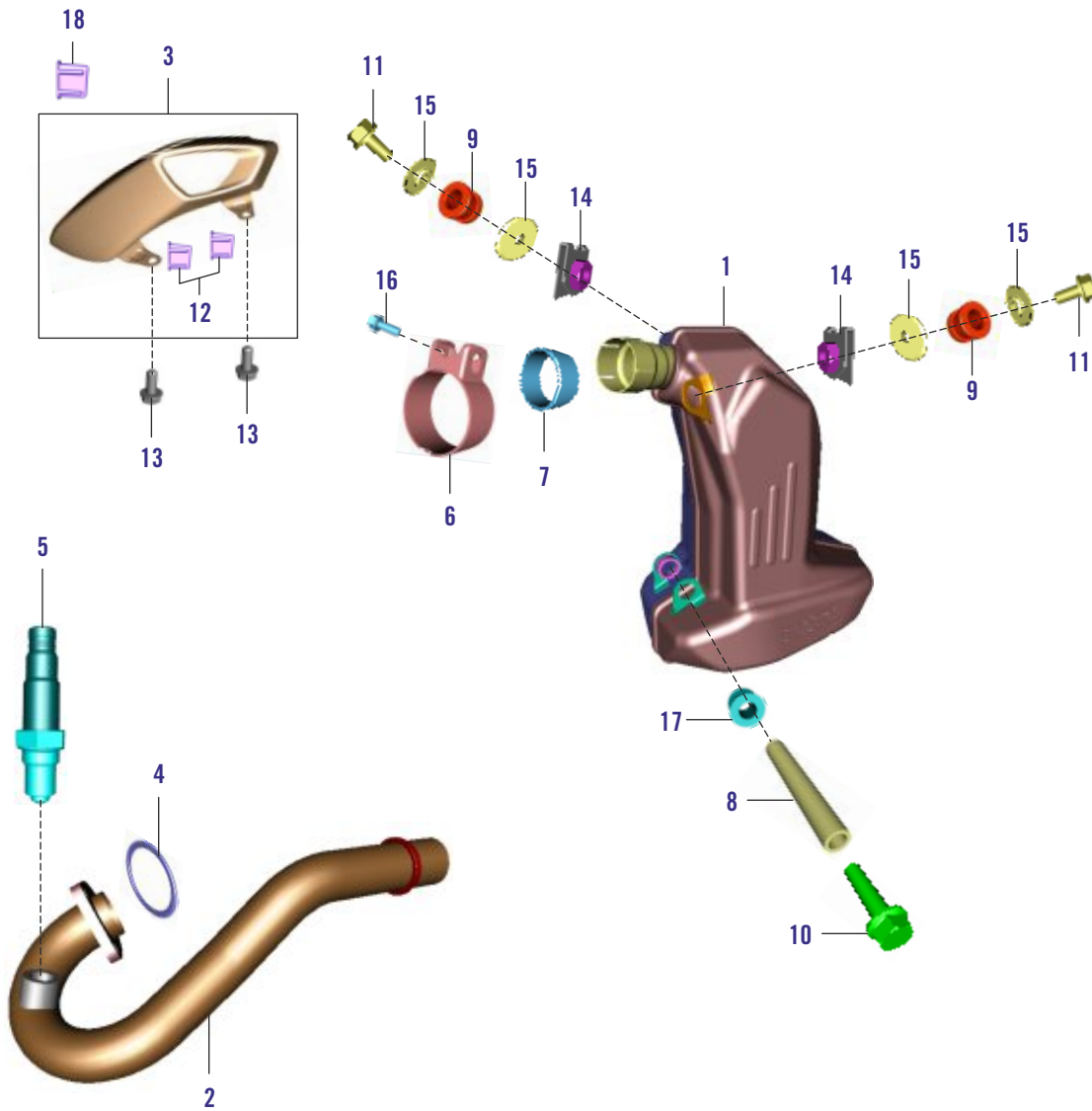
390 Duke



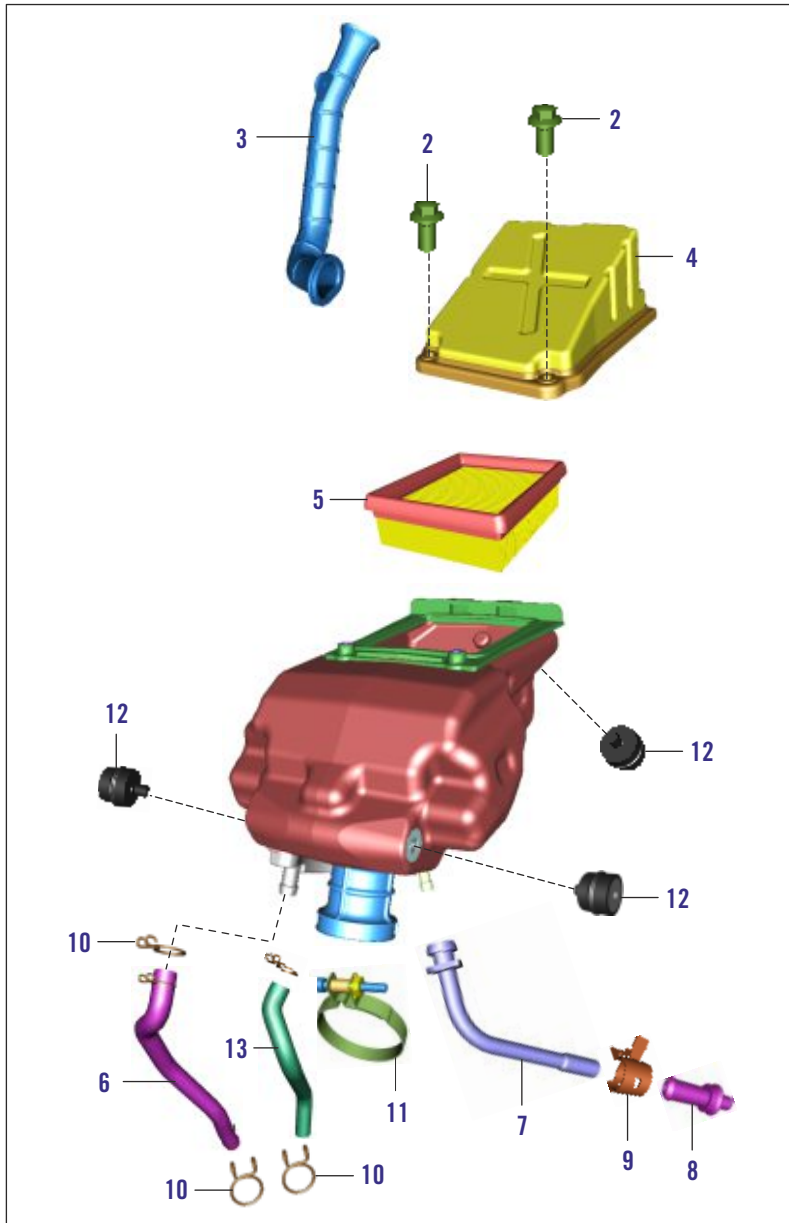
No.	Part No.	Description	Qty			
			MY-13	MY-14	MY-15	MY-16
1	JY 1220 09	Swing Arm Cpl.	1	1	1	1
2	JG 1220 39	Chain Slider Guard	1	1	1	1
3	JG 1814 06	Front Hugger Rear Wheel	1	1	1	1
4	JG 1812 10	Chain Cover	1	1	--	---
4A	JG 1812 79	Chain Cover Asly	--	--	1	1
5	JG 1220 16	Swing Arm Bolt L=298mm	1	1	1	1
6	LC G000 04	Flanged Nut M14x1,5	1	1	1	1
7	JG 1812 73	Bolt Flange	1	1	1	1
8	LC A000 08	Nut	1	1	1	1
9	LA A000 07	Bolt Hex M10x1,25x50 WS10	2	2	2	2
10	LC G000 03	Nut Flanged M10x1,25 WS13	2	2	2	2
11	JG 1220 32	Hexagonal Washer	2	2	2	2
12	JG 1220 33	Adjusting Ring Swing Arm	2	2	2	2
13	JG 1220 12	Oil Seal Ring 25x32x7	4	4	4	4
14	JG 1220 26	Stop Disk 22.2x31.7x1	2	2	2	2
15	JG 1220 11	Bucket For Shaft Seal Ring (collar)	4	4	4	4
16	JG 1220 09	Igus Slide Bearing	4	4	4	4
17	JG 1220 10	Bushing Sleeve 15.1x20x38	2	2	2	2
18	JG 1220 04	Brake Hose Guide	1	1	1	1
19	LA E000 10	HH Collar Screw M5x 13 Sw8	2	2	2	2
20	JG 1220 34	Tube For Chain Guide	1	1	1	
21	LA D000 76	Bolt Chain Guide (fr.)	1	1	1	1
22	JG 1812 73	Bolt Top Mounting	1	1	1	1
23	LC A000 08	Nut Flange	1	1	1	1
24	JG 1812 32	Self Tapping Screw	1	1	1	1
25	JG 1138 46	D Washer Chain Slider	1	1	1	
26	JY 1812 40	Sleeve Chain Cover Mounting	--	--	2	
27	KA DM06 12	Bolt Flanged	--	--	2	
28	JG 1220 37	Sleeve	--	--	2	2
29	JG 1220 28	Extruded washer	2	2	2	2
30	KA EM06 08	Bolt Flanged	2	2	2	2

# EXHAUST SYSTEM

390 Duke



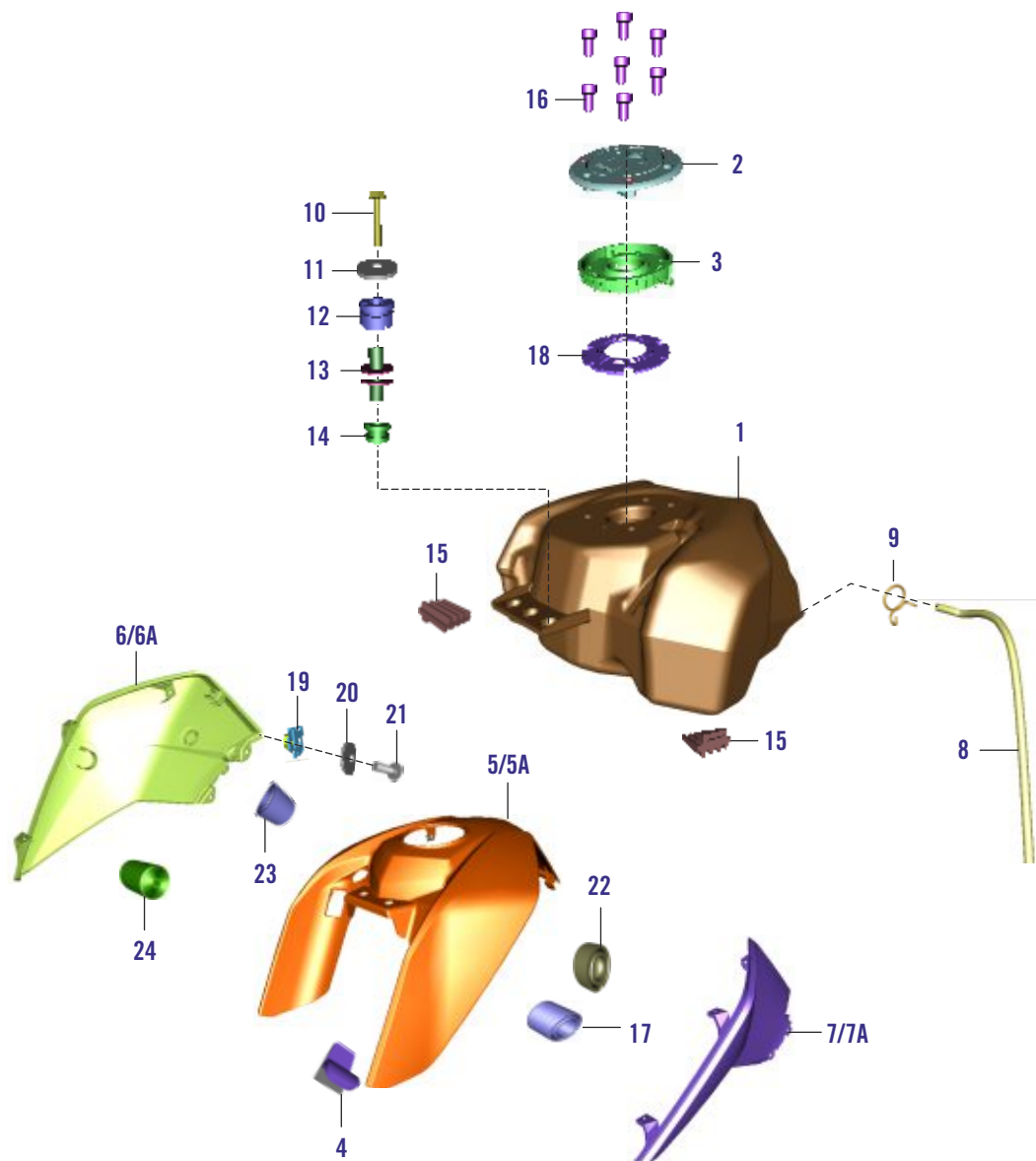
No.	Part No.	Description	Qty			
			MY-13	MY-14	MY-15	MY-16
1	JY 5911 14	Silencer Cpl.	1	1	1	1
2	JY 5910 32	Exhaust Pipe ACpl.	1	1	1	1
3	JG 5910 64	Heat Shield Cpl.	1	1	1	1
4	JG 5910 70	Manifold Gasket	1	1	1	1
5	JG 5110 10	Lambda Sensor	1	1	1	1
6	JY 5910 15	Clamp Cpl.	1	1	1	1
7	JY 5910 14	Seal Ring Exhaust Pipe A	1	1	1	1
8	JG 5910 55	Mounting Tube	1	1	1	1
9	JL 5911 65	Damper Silencer Mounting Lower	2	2	2	2
10	LA D000 75	Bolt Flange	1	1	1	1
11	KA DQ06 35	Bolt Flanged	2	2	2	2
12	JG 5910 68	Rubber Cap	1	1	1	1
13	KA DQ06 14	HH Collar Screw M6X14 SW10	2	2	2	2
14	JG 5910 88	Clip Nut	2	2	2	2
15	JL 5911 56	Sleeve Top	4	4	4	4
16	LA D000 65	Bolt for Clamp	1	1	1	1
17	JG 5911 00	Damper Silencer	2	2	2	2
18	JB 5910 59	Damper Shield	1	1	1	1



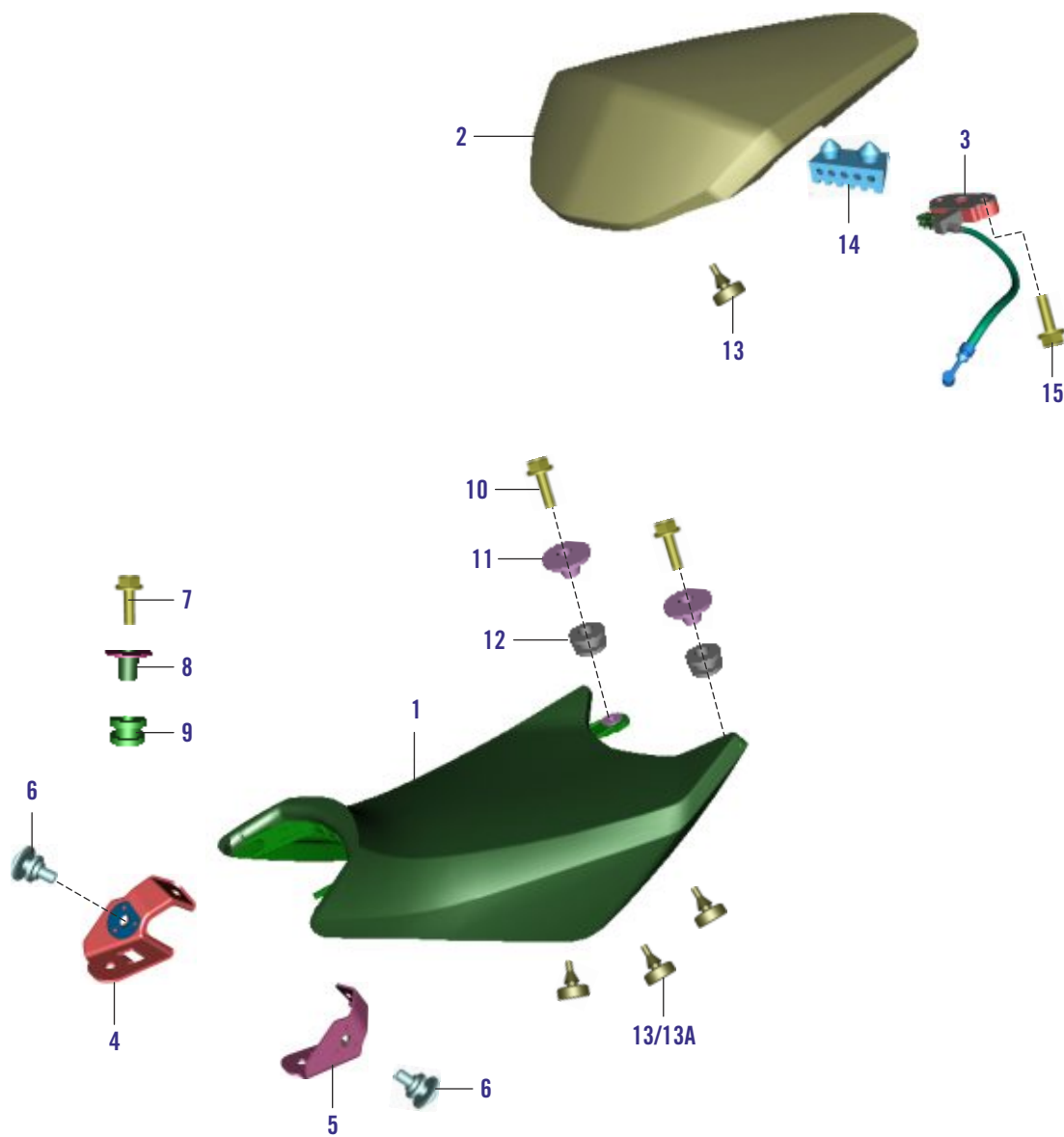
No.	Part No.	Description	Qty			
			MY-13	MY-14	MY-15	MY-16
1	JY 5810 11	Filter Box Cpl.	1	1	1	1
2	KA EM06 12	HH Collar Screw M6x 12 Sw10	2	2	2	2
3	JG 5810 33	Air Intake Duct	1	1	1	1
4	JG 5810 70	Cap (Filter Box Cover)	1	1	1	1
5	JG 5810 04	Air Filter Element	1	1	1	1
6	JY 5810 03	Breather Tube (Air filter to head cover)	1	1	1	1
7	JG 5810 60	Drainage Hose	1	1	1	1
8	DS 1211 26	Plug Drainage	1	1	1	1
9	JG 5810 61	Hose Clamp	1	1	1	1
10	JY 5810 28	Hose Clamp	4	4	4	4
11	JY 5814 05	Hose Clamp	1	1	1	1
12	JG 5810 58	Rubber Grommet	3	3	3	3
13	JY 5810 26	Drain Tube (Air Filter to Crankcase)	1	1	1	1

# TANK, COVER

390 Duke



No.	Part No.	Description	Qty			
			MY-13	MY-14	MY-15	MY-16
1	JG 1710 56	Fuel Tank	1	1	1	1
2	JG 1710 44	Tank Cap	1	1	1	1
3	JG 1710 55	Cup Cap	1	1	1	1
4	JG 1710 37	Lug Drain Pipe	1	1	1	1
5	36 JY00 70	Kit Cover Fuel Tank+Decals (White)	1	1	1	1
5A	52 JY05 27	Tank Cover Top E. Black 390	1	1	1	1
6	JG 7203 4W	Cover Fuel Tank R/S Black Mat	1	1	1	----
6A	56 JG13 4X	Cover Fuel Tank RHS S. Black	--	--	--	1
7	JG 7202 4W	Cover Fuel Tank L/S Black Mat	1	1	1	----
7A	56 JG12 4X	Cover Fuel Tank LHS S. Black	--	--	--	1
8	JG 1710 25	Tube Drain Cup Cap	1	1	1	1
9	JG 1710 30	Clamp	1	1	1	1
10	JG 1910 09	HH Collar Screw M6x40 Sw10	2	2	2	2
11	JG 1710 39	Shim 7x22x2 Mm (washer)	2	2	2	2
12	JG 1710 24	Grommet Top Cover	2	2	2	2
13	JG 1710 20	Sleeve Tank Mounting	6	6	6	6
14	JG 1710 22	Grommet Tank Mounting	4	4	4	4
15	JG 1710 27	Tank Rest Rubber	2	2	2	2
16	LA C000 11	AH Screw	3	3	3	3
17	JG 1710 34	Tank Rubber Pad Large L/S	1	1	1	1
18	JG 1710 54	Gasket For Cup Cap Tank	1	1	1	1
19	JG 1710 31	Clip Nut M5	8	8	8	8
20	39 2141 24	Shim PvC5,3x11,5x1,5 (washer)	8	8	8	8
21	LB U000 09	Cheese-Head Screw M5x15	8	8	8	8
22	JG 1710 33	Tank Rubber Pad Small L/S	1	1	1	1
23	JG 1710 35	Tank Rubber Pad Small R/S	1	1	1	1
24	JG 1710 36	Tank Rubber Pad Large R/S	1	1	1	1

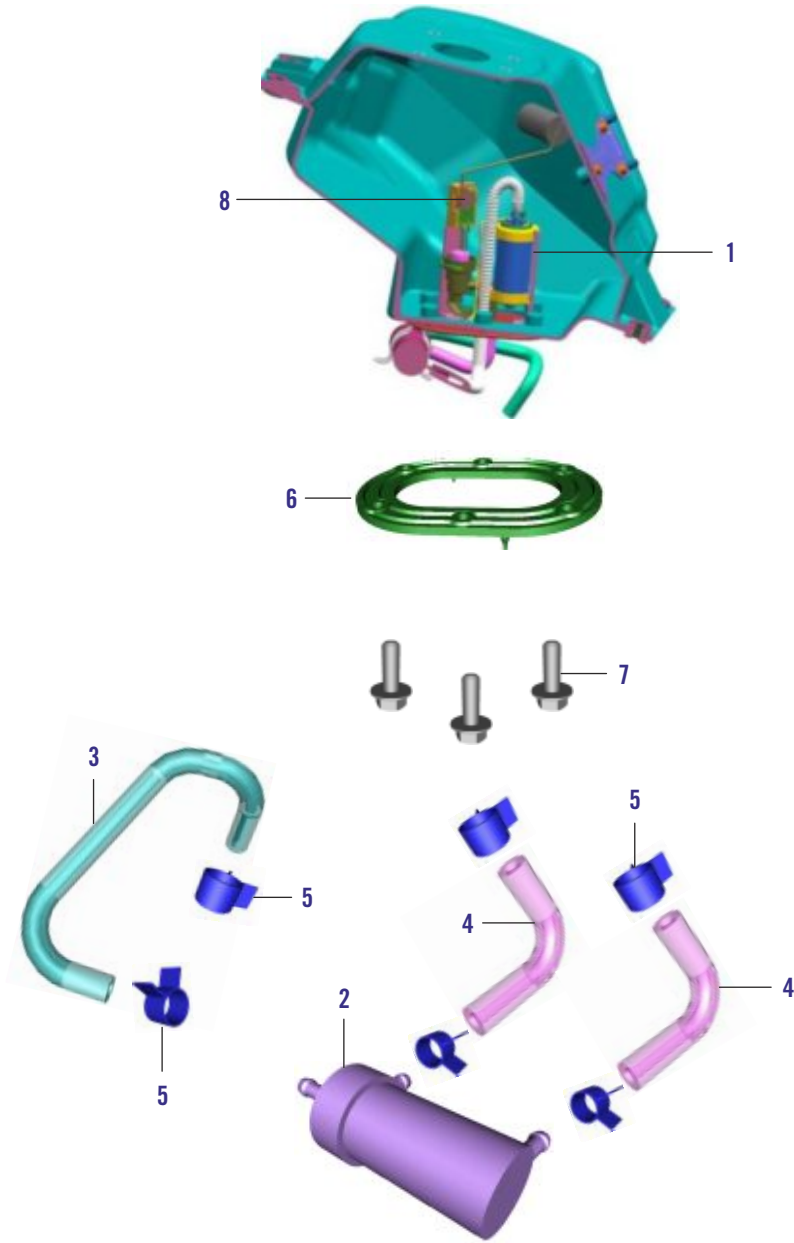


No.	Part No.	Description	Qty			
			MY-13	MY-14	MY-15	MY-16
1	JG 1910 17	Seat	1	1	1	1
2	JG 1910 03	Passenger Seat	1	1	1	1
3	JG 2326 01	Seat Unlock Sozius (Seat Lock Rear)	1	1	1	1
4	JG 1138 09	Mounting Bracket R/S -seat	1	1	1	1
5	JG 1138 08	Mounting Bracket L/S -seat	1	1	1	1
6	JG 1710 23	Special Bolt	2	2	2	2
7	KA DM06 25	HH Collar Screw M6x25 Sw10	2	2	2	2
8	JG 1710 20	Sleeve Tank Mounting	2	2	2	2
9	JG 1710 22	Grommet Tank Mounting	2	2	2	2
10	JG 1910 09	Special Screw M6x25	2	2	2	2
11	JG 1910 08	Collar Bushing Seat Bracket	2	2	2	2
12	FD 2110 06	Rubber Sleeve	2	2	2	2
13	JG 1910 06	Seat Rubber	8	8	4	4
13A	JL 1910 17	Seat Damper Front	--	--	4	4
14	DS 2110 04	Seat Rubber Rear	1	1	1	1
15	KA DM06 20	HH Collar Screw M6x20 Sw10	2	2	2	2



# FUEL PUMP

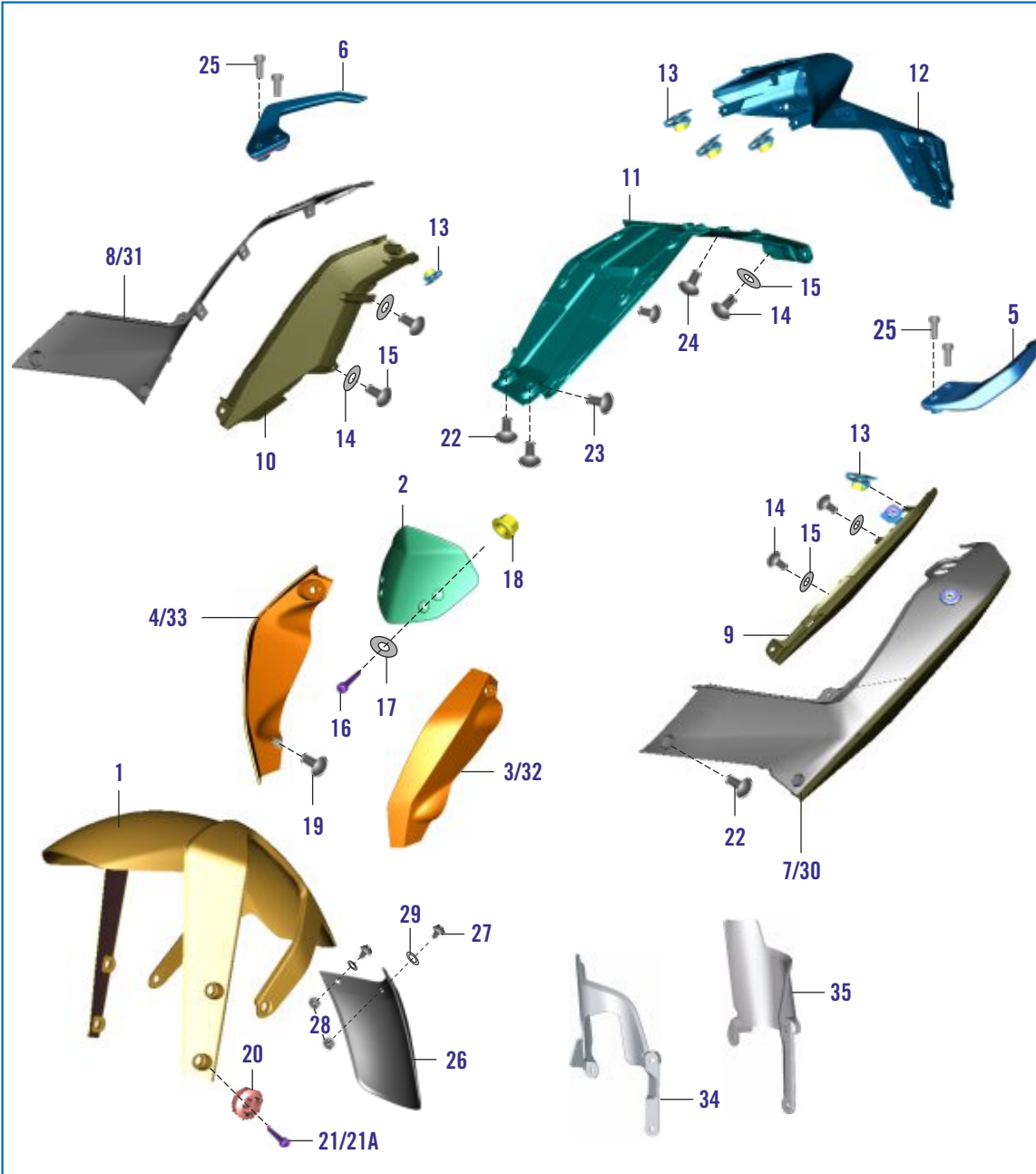
390 Duke



No.	Part No.	Description	Qty			
			MY-13	MY-14	MY-15	MY-16
1	JY 1718 00	Fuel Pump	1	1	1	1
2	JG 1718 02	Fuel Filter	1	1	1	1
3	DK 1410 05	Fuel Hose R9	1	1	1	1
4	JY 1718 12	Fuel Tank Hose	2	2	2	2
5	JG 1710 29	Clamp 10mm	6	6	6	6
6	JG 1710 18	Gasket Fuel Pump	1	1	1	1
7	LA D000 80	Bolt flanged	6	6	6	6
8	36 JU00 28	Sensor Fuel Level	1	1	1	1

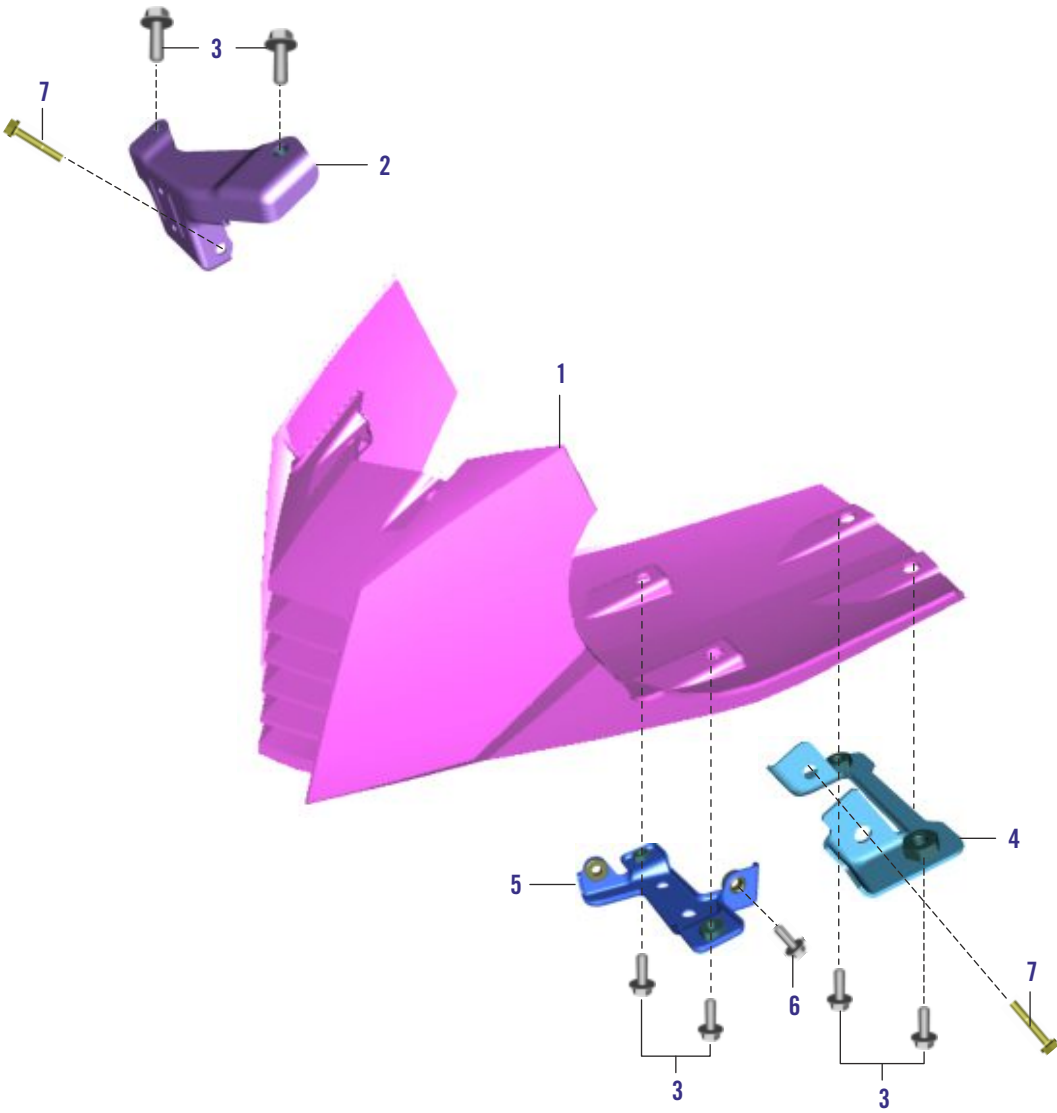
# MASK, FENDERS

390 Duke

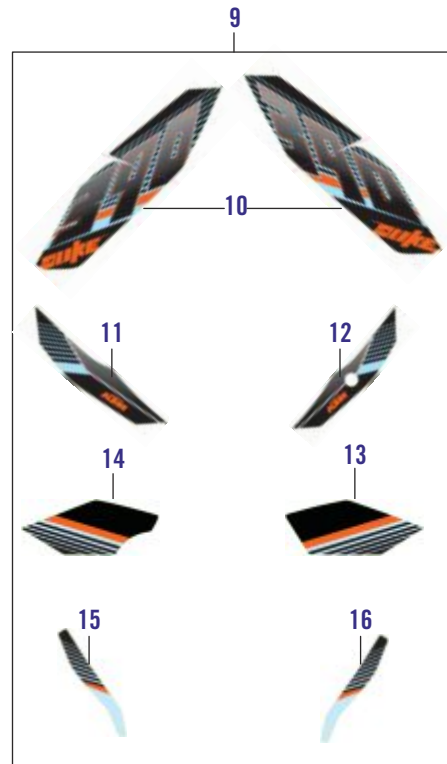
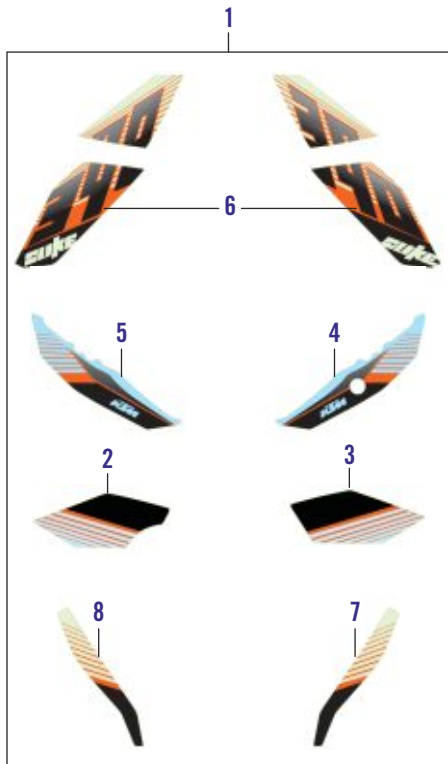


No.	Part No.	Description	Qty			
			MY-13	MY-14	MY-15	MY-16
1	56 JG05 X3	Fr Fendor E.Black	1	1	1	1
2	JG 1812 30	Wind Shield	1	1	1	1
3	JG 7301 5S	Mask Spoiler LHS White	1	1	1	1
4	JG 7302 5S	Mask Spoiler RHS White	1	1	1	1
5	JG 2314 04	Grip L/S Cpl.	1	1	1	1
6	JG 2314 05	Grip R/S Cpl.	1	1	1	1
7	JG 7204 4W	Side Cowl LHS White	1	1	1	---
8	JG 7205 4W	Side Cowl RHS White	1	1	1	1
9	JG 1812 05	Side Cover Bottom L/S	1	1	1	1
10	JG 1812 06	Side Cover Bottom R/S	1	1	1	1
11	JG 1814 29	Under Tray	1	1	1	1
12	JG 181428	Fender Rear	1	1	1	1
13	JG 171031	Clip Nut M5	9	9	9	9
14	LB R000 03	Cross Pan Screw 4x12 PH	10	10	10	10
15	LD A000 07	Washer 4,5x12x1mm	10	10	10	10
16	LA C000 40	AH Screw M5x20	4	4	4	4
17	LD B000 27	Washer For Windshield	4	4	4	4
18	JG 1812 36	Well Nut M5 L16	4	4	4	4
19	LB R000 02	Self Tapping Screw K50x12 T20	2	2	2	2
20	JG 1814 08	Bushing Front Fender	6	6	6	6
21	KA CE06 16	AH Screw M6x16	6	6	---	---
21A	LA C000 71	AH Screw M6x16	--	--	6	6
22	KA DM06 14	HH Collar Screw M6x14 Sw8	2	2	2	2
23	LB U000 07	Cheese Head Screw M5x16	10	10	10	10
24	LA D000 43	Special Screw M6x12 ,5 Ws8	2	2	2	6
25	JG 2314 06	Bolt Socket	4	4	4	4
26	JU 1814 15	Mud Flap Front Fender	1	1	1	1
27	KB BK05 10	Screw M-5X10	3	3	3	3
28	KC EE05 04	Dome Nut	3	3	3	3
29	KD AE05 10	Washer	6	6	6	6
30	56 JG10 4X	Seat RH Black	1	1	1	1
31	56 JG11 4X	Seat Cowl LH Duke Satin Black	1	1	1	1
32	56 JG14 X3	Side Mask LH E. Black	1	1	1	1
33	56 JG15 X3	Side Mask RH E. Black	1	1	1	1
34	JG 1812 80	Fork Protector LH	--	--	1	1
35	JG 1812 82	Fork Protector RH	--	--	1	1

# BELLY PAN



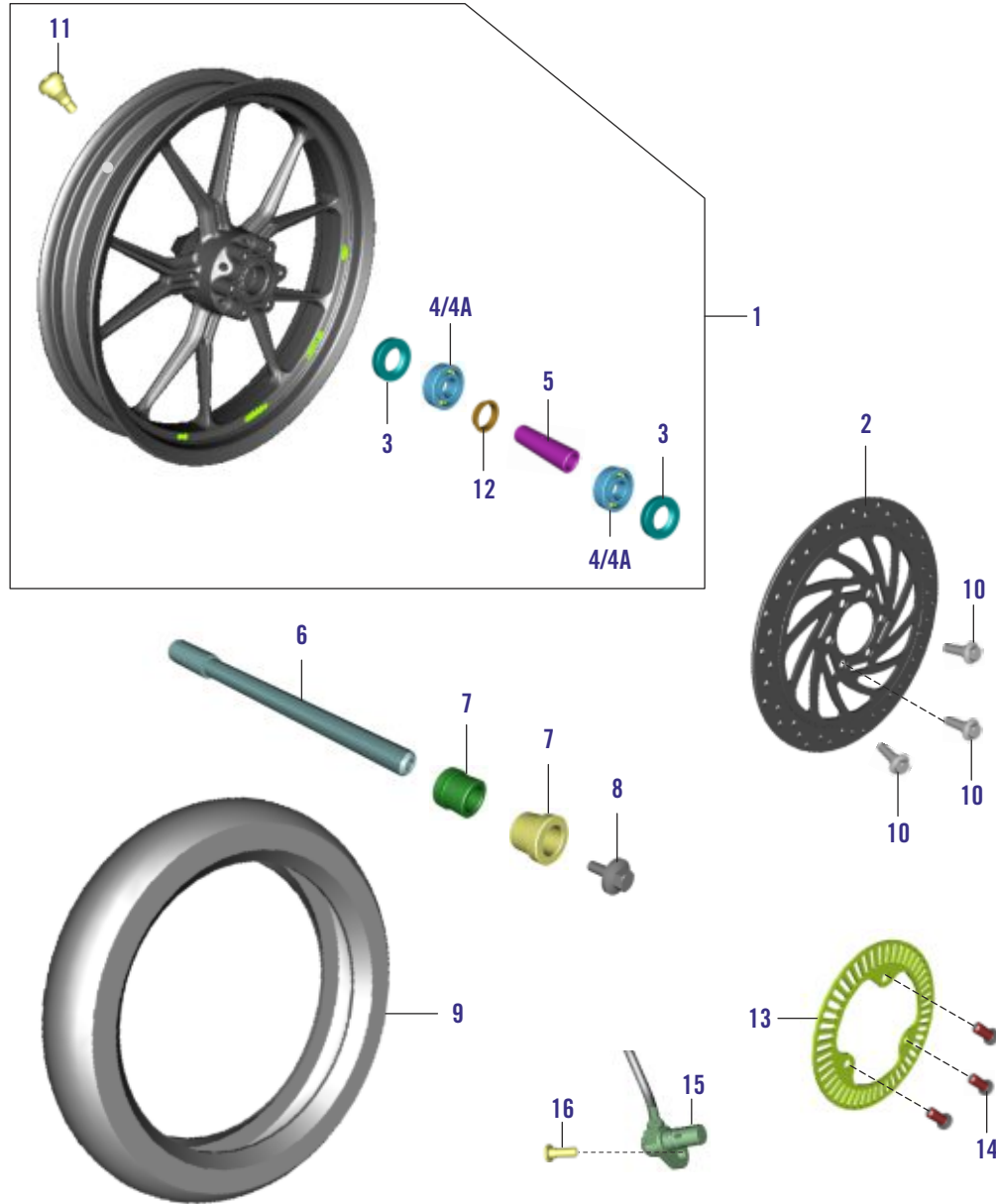
No.	Part No.	Description	Qty			
			MY-13	MY-14	MY-15	MY-16
1	JY 1812 01	Belly Pan	1	1	1	1
2	JY 1812 17	Bracket Top Mounting Belly Pan	1	1	1	1
3	JG 1812 55	Step Bolt	6	6	6	6
4	JY 1812 19	Bracket Rear Belly Pan	1	1	1	1
5	JY 1812 18	Bracket Center Belly Pan	1	1	1	1
6	KA DM06 20	Bolt	2	2	2	2
7	KA DM06 14	Bolt Flange	4	4	4	4



No.	Part No.	Description	Qty			
			MY-13	MY-14	MY-15	MY-16
1	JG 2330 83	Decal Set 390 Duke White	1	1	1	1
2	JG 2330 52	Bell Pan LH Decal White	1	1	1	1
3	JG 2330 53	Bell Pan RH Decal White	1	1	1	1
4	JG 2330 54	DECAL SEAT COWL LH White	1	1	1	1
5	JG 2330 55	DECAL SEAT COWL RH White	1	1	1	1
6	JG 2330 82	Decal Set Petrol Tank Cover LH+RH White	1	1	1	1
7	JG 2330 48	Decal Mask LH	1	1	1	1
8	JG 2330 49	Decal Mask RH	1	1	1	1
9	JG 2331 18	Decal Set Duke 390 Black (MY14)	—	1	1	1
10	JG 2331 17	Decal Set Tank Cover (MY14)	—	1	1	1
11	JG 2331 16	Decal Upper Seat Cowl RH (MY14)	—	1	1	1
12	JG 2331 15	Decal Upper Seat Cowl LH (MY14)	—	1	1	1
13	JG 2331 14	Decal Belly Pan RH (MY14)	—	1	1	1
14	JG 2331 13	Decal Belly Pan LH (MY14)	—	1	1	1
15	JG 2331 12	Decal Fairing Mask RH (MY14)	—	1	1	1
16	JG 2331 11	Decal Fairing Mask LH (MY14)	—	1	1	1

# FRONT WHEEL

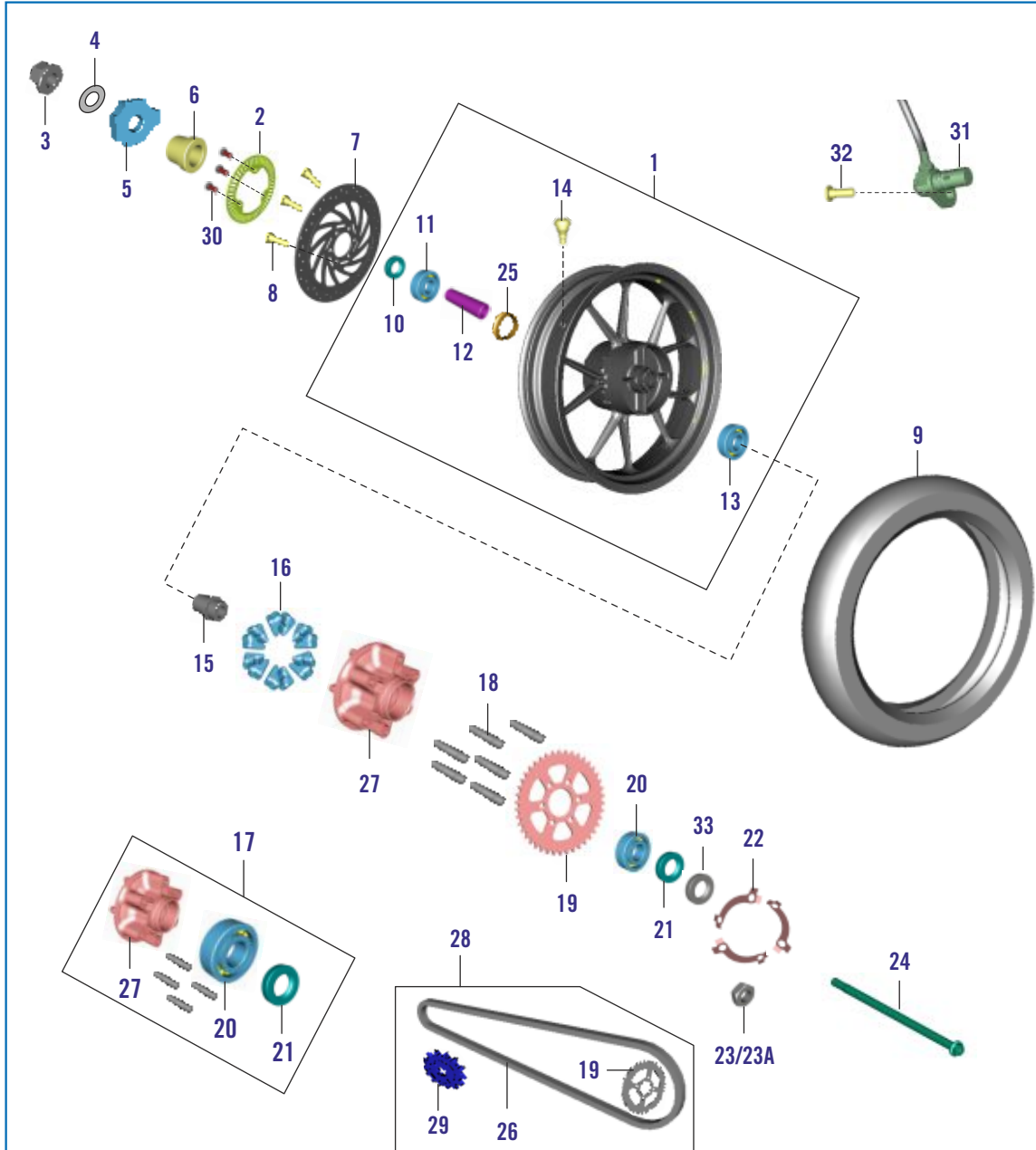
390 Duke



No.	Part No.	Description	Qty			
			MY-13	MY-14	MY-15	MY-16
1	36 JY00 81	Front Wheel Cpl.	1	1	1	1
2	JY 1318 00	Wave Brake Disc Front	1	1	1	1
3	DG 1510 05	Shaft Seal RinG22x35x8 (oil Seal)	2	2	2	2
4	39 2241 20	Ball Bearing 6202	2	2	2	---
4A	KP BC62 02	Ball bearing	--	--	--	2
5	JG 1310 02	Bearing Spacer Tube Front	1	1	1	1
6	JG 1310 03	Axle Front D=15mm	1	1	1	1
7	JG 1310 06	Spacer Bushing Front Wheel	2	2	2	
8	JG 1310 07	Axle Screw M8	1	1	1	1
9	JG 1310 08	Tyre Front	1	1	1	1
10	JG 1318 02	Special Screw M8x30 Self Lock.	6	6	6	6
11	DK 1510 26	Valve Cpl.	1	1	1	1
12	30 1510 98	Supporter	1	1	1	1
13	JU 1318 01	Sensor Disc	1	1	1	1
14	JG 1312 20	Screw	3	3	3	3
15	JU 4024 00	Sensor Speed For ABS	1	1	1	1
16	LA D000 93	Bolt M6	1	1	1	1

# REAR WHEEL

390 Duke

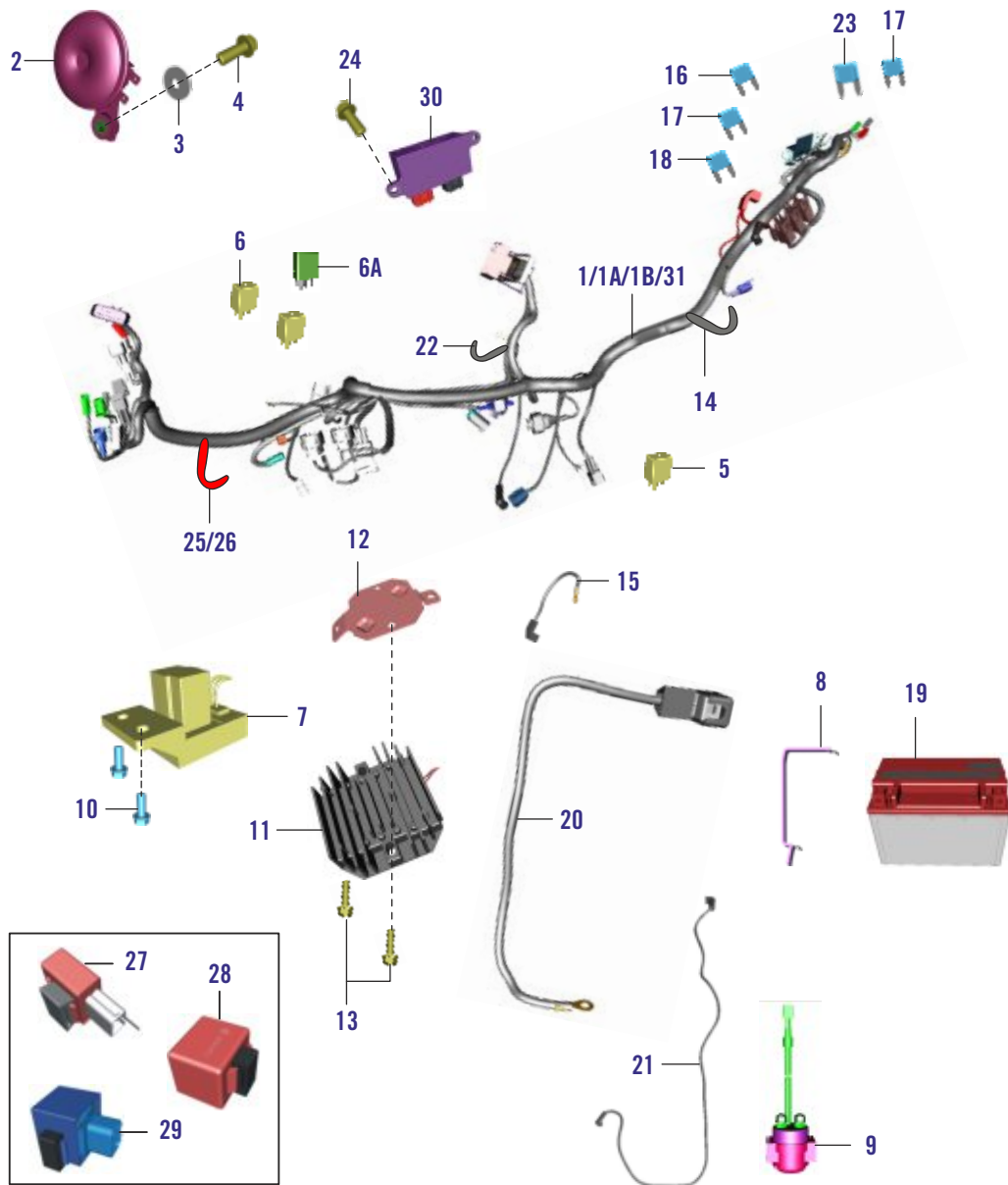


No.	Part No.	Description	Qty			
			MY-13	MY-14	MY-15	MY-16
1	36 JY00 82	Rear Wheel Cpl. 4.00x17	1	1	1	1
2	JU 1318 02	Sensor Disc Rear	1	1	1	1
3	DH 1710 19	Nut U Swing	1	1	1	1
4	LD B000 34	Washer 15,2x30x2mm	2	2	2	2
5	JG 1220 07	Chain Adjuster RH & LH	2	2	2	2
6	JG 1312 11	Spacer Bushing Rear Wheel R/s	1	1	1	1
7	JG 1318 09	Wave Brake Disc Rear	1	1	1	1
8	JD 1318 11	Special Screw M8x25 Self Lock.	6	6	6	6
9	JG 1312 21	Tyre Rear	1	1	1	1
10	30 1510 82	Shaft Seal Ring 26x42x8 (Oil Seal)	1	1	1	1
11	39 2242 20	Ball Bearing 6302	1	1	1	1
12	JG 1312 06	Bearing Spacer Tube Rear	1	1	1	1
13	39 2241 20	Ball Bearing 6202	1	1	1	1
14	DK 1510 26	Valve Cpl.	1	1	1	1
15	JG 1312 18	Spacer Bushing for Coupling	1	1	1	1
16	JY 1312 01	Damper Rubber	6	6	6	6
17	JY 1312 03	Coupling Assly.	1	1	1	1
18	JG 1312 28	Bolt	6	6	6	6
19	JG 1312 36	Sprocket 45 T	1	1	1	1
20	KP AC62 05	Ball Bearing 6005 Rs	1	1	1	1
21	DT 1312 14	Shaft Seal Ring 30x47x8 (Oil Seal)	1	1	1	1
22	DT 1312 15	Twist Lock Washer	3	3	--	--
23	LC A000 09	Flanged Nut M10x1,25 H6 Ws14	6	6	--	6
23A	LC L000 04	Flanged Nut M10x1,25 H6 Ws14	--	--	6	6
24	JG 1312 24	Axle Rear Cpl.	1	1	1	1
25	30 1510 98	Support	1	1	1	1
26	JG 1410 01	Drive Chain 520 X-Link	1	1	1	1
27	DT 1312 13	Coupling	1	1	1	1
28	36 JY01 01	Kit Chain Sprocket	1	1	1	1
29	36 JY00 71	Sprocket Output (15T)	1	1	1	1
30	JG 1312 20	Screw	3	3	3	3
31	JU 4024 00	Sensor Speed For ABS	1	1	1	1
32	LA D000 93	Bolt M6	1	1	1	1
33	JG 1312 09	Spacer	1	1	1	1



# WIRING HARNESS

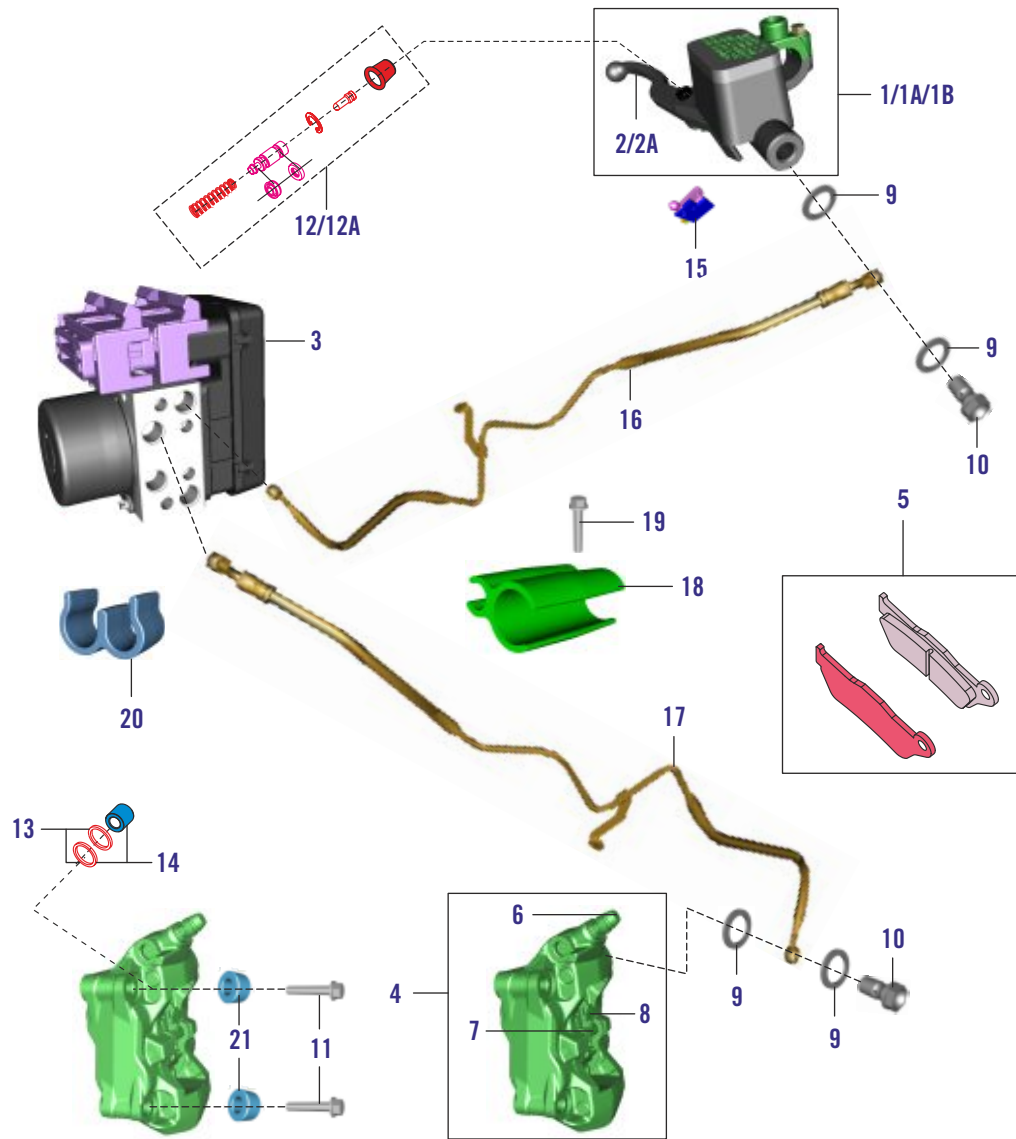
390 Duke



No.	Part No.	Description	Qty			
			MY-13	MY-14	MY-15	MY-16
1	JG 4022 38	Wiring Harness	1	—	—	—
1A	JG 4022 50	Wiring Harness (MY-14)	—	1	—	—
1B	JU 4022 23	Wiring Harness (MY-16)	—	—	—	1
2	JG 4016 01	DC Horn (82mm)	1	1	1	1
3	LD B000 21	Washer 8,2x16x1,5	1	1	1	1
4	KA DM08 20	HH Collar Screw M8x20 Sw12	1	1	1	1
5	JG 3514 18	Radiator Fan Control Unit	1	1	--	--
6	JL 4030 00	Relay	4	4	4	4
6A	JL 4030 01	Relay With Diode	1	1	1	1
7	JG 4032 00	Roll Over Sensor	1	1	1	1
8	JG 4018 01	Battery Band	1	1	1	1
9	JN 3516 04	Starter Relay	1	1	1	1
10	LA E000 10	HH Collar Screw M5x13 Sw8	2	2	2	2
11	JG 4020 03	Voltage Regulator 3 Phase	1	1	1	1
12	JG 1138 25	Bracket Voltage Regulator	1	1	1	1
13	KA DM06 25	HH Collar Screw M6X25 Sw10	2	2	2	2
14	JD 4022 17	Cable Ties for Harness 150mm	18	18	18	18
14A	PA 4022 04	Cable Ties for Harness 100mm (N.I.)	5	5	5	5
15	JG 4022 37	Ground Cable	1	1	1	1
16	JG 4022 28	Fuse 10A	4	4	4	4
17	JG 4022 29	Fuse 15A	4	4	4	4
18	JG 4022 30	Fuse 30A	1	1	1	1
19	36 JU00 15	Battery	1	1	1	1
20	JG 4022 35	Cable Assly Earth	1	1	1	1
21	JG 4022 36	Cable Relay to Motor	1	1	1	1
22	60 1114 18	Cable Tie	1	1	1	1
23	JG 4022 34	Fuse 25 A	1	1	1	1
24	KA EM06 14	Bolt Integral Unit	1	—	—	--
25	JG 4022 44	Cable Tie Orange 150 mm L	1	1	1	1
26	JG 4022 45	Cable Tie Orange 200 mm L	1	1	1	1
27	JG 4020 02	DC Flasher (MY-14)	—	1	1	1
28	JG 4010 44	Head Lamp Control Unit (MY-14)	—	1	1	1
29	JG 4014 05	Termination Unit (MY-14)	—	1	1	1
30	JU 4020 00	Integral Unit	1	—	—	--
31	JG 4022 53	Wiring Harness (MY-15)	—	—	1	—

# BRAKE SYSTEM - FRONT

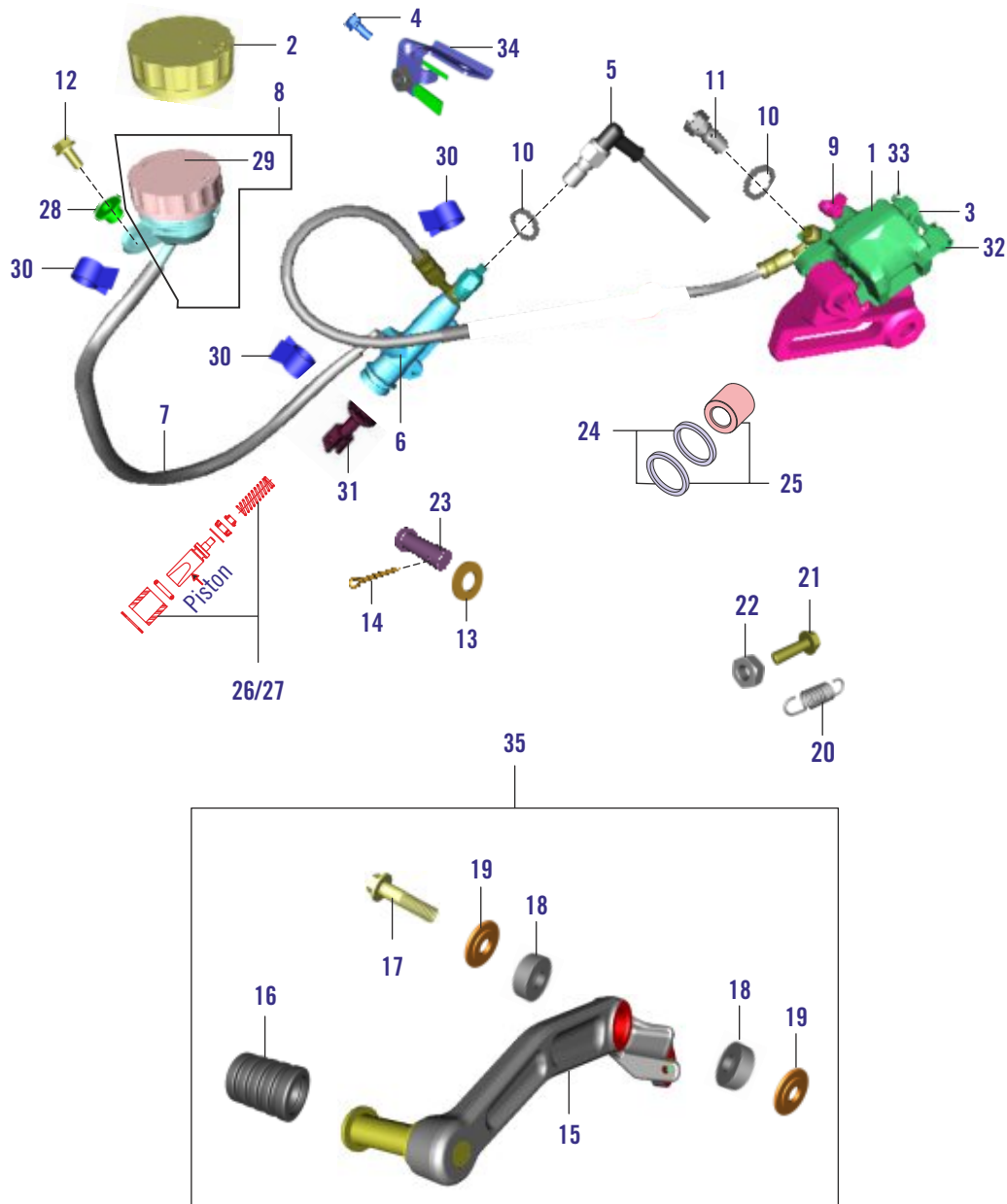
390 Duke



No.	Part No.	Description	Qty			
			MY-13	MY-14	MY-15	MY-16
1	JG 1318 26	Master Cylinder Front	1	—	—	—
1A	JG 1318 40	Master Cylinder Front	—	1	1	—
1B	JY 1318 44	Master Cylinder Front	—	—	—	1
2	DJ 1910 57	Hand Brake Lever	1	—	—	—
2A	JG 1610 10	Hand Brake Lever (MY-14)	—	1	1	1
3	JY 1318 02	Anti lock Brake System	1	1	1	1
4	JG 1318 04	Brake Caliper Radial	1	1	1	1
5	36 JU01 14	Kit Brake Pad Front	1	1	1	1
6	JG 1318 11	Bleeder Screw	1	1	1	1
7	JG 1318 14	Bolt F. Brake Pads	1	1	1	1
8	JG 1318 13	Spring Clip	1	1	1	1
9	DE 1910 10	Copper Gasket	8	8	8	8
10	DK 1510 69	Banjo Screw	4	4	4	4
11	LA D000 79	Bolt Flange	2	2	2	2
12	36 DH40 48	Major Kit Master Cylinder	1	1	1	—
12A	JG 1318 48	Major Kit Master Cylinder	—	—	—	1
13	JU 1318 16	Minor Kit Caliper Assly.	1	1	1	1
14	JU 1318 15	Major Kit Caliper Assly.	1	1	1	1
15	DJ 2011 09	Front Brake Switch	1	1	1	1
16	JU 1318 09	Brake Hose ABS to Master Cylinder Front	1	1	1	1
17	JU 1318 07	Brake Hose Front ABS to Caliper	1	1	1	1
18	JG 1138 26	Clamp for ABS Hose	1	1	1	1
19	LA D000 94	Bolt ABS Clamp	2	2	2	2
20	JG 4036 00	Clamp Sensor cable holding	1	1	1	1
21	JU 1310 04	Spacer For Caliper	2	2	2	2

# BRAKE SYSTEM - REAR

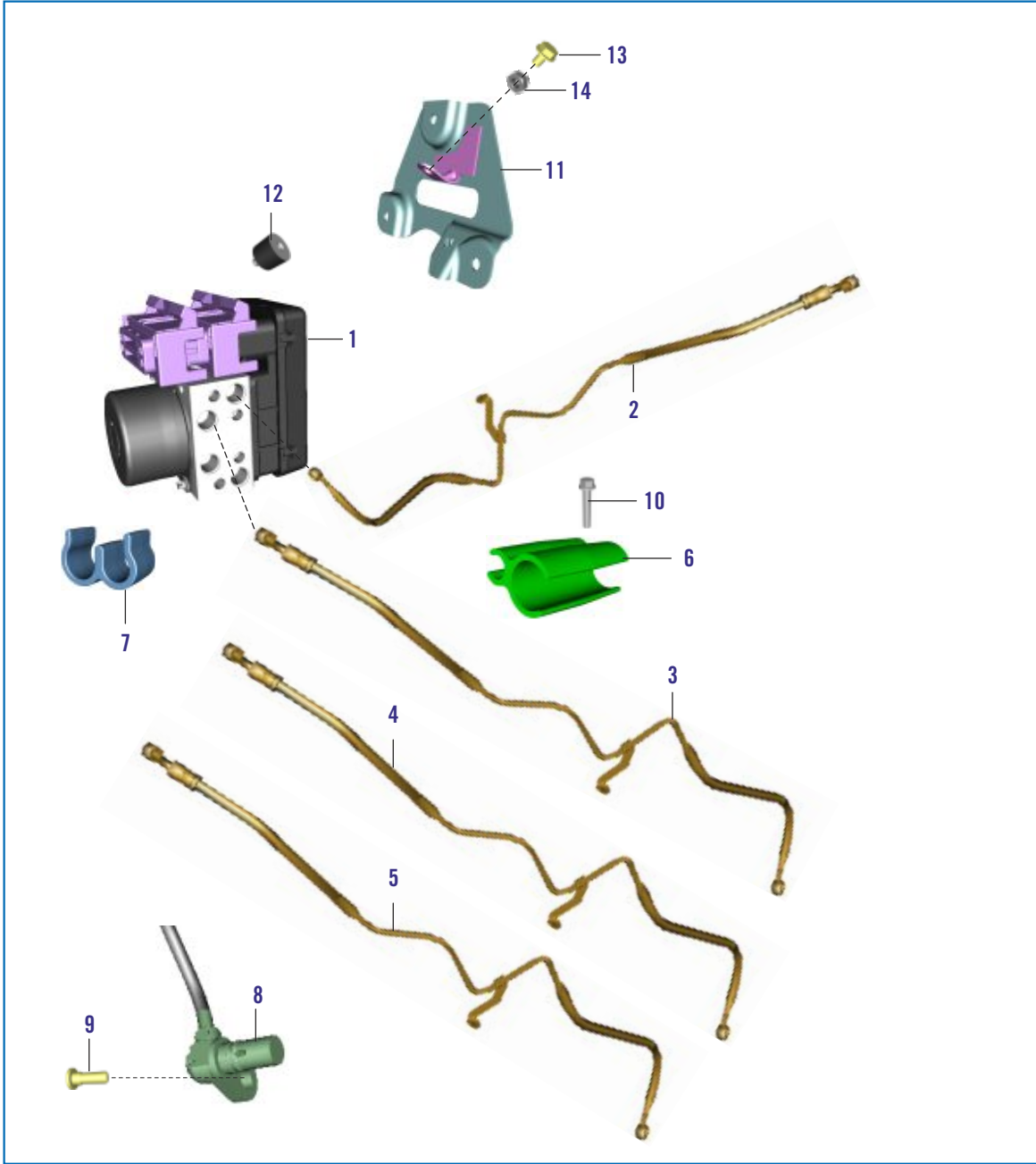
390 Duke



No.	Part No.	Description	Qty			
			MY-13	MY-14	MY-15	MY-16
1	JG 1318 15	Brake Caliper Rear Cpl.	1	1	1	1
2	DK 1510 45	Rear Master Cylinder Cap	1	1	1	1
3	DK 1510 85	Rear Brake Pads	1	1	1	1
4	KA EA05 10	Bolt for bracket	--	--	--	1
5	JG 4014 00	Brake Light Switch Rear	1	1	1	1
6	JG 1318 08	Rear Brake Cylinder Cpl.	1	1	1	1
7	JG 1318 22	Hose F. Reservoir	1	1	1	1
8	36 JG00 18	Kit Brake Fluid Reservoir Cpl.	1	1	1	1
9	DE 1510 46	Bleeder Screw	1	1	1	1
10	DE 1910 10	Copper Gasket	8	8	8	8
11	DK 1510 69	Banjo Screw	4	4	4	4
12	KA DM06 14	HH Collar Screw M6x12 Sw8	1	1	1	1
13	KD BE06 13	Plain Washer 6,5x13x1	1	1	1	1
14	KH AD20 15	Pin 2x15mm	1	1	1	1
15	JG 1610 14	Foot Brake Lever	--	--	--	1
16	JG 1130 10	Rubber For Brake Pedal	1	1	1	1
17	JG 1130 68	Bolt Brake Lever	1	1	1	1
18	JG 1130 61	Bearing Brake Lever	2	2	2	2
19	JG 1130 62	Washer Brake Lever	2	2	2	2
20	JG 1610 01	Spring Foot Brake Lever	1	1	1	1
21	KA DM06 20	HH Collar Screw M6x20 Sw10	1	1	1	1
22	KC AJ06 05	Hexagon Nut M6	1	1	1	1
23	LH A000 01	Pin	1	1	1	1
24	36 DK00 67	Minor Kit Cali. Assly. (w/o Piston)	1	1	1	1
25	36 DK00 68	Major Kit Cali. Assly. (with Piston)	1	1	1	1
26	36 DK00 69	Major Kit Master Cyl. (with Piston)	1	1	1	1
27	36 DK00 70	Minor Kit Master Cyl. (w/o Piston)	1	1	1	1
28	JG 1812 39	Collar Bushing	1	1	1	1
29	DK 1510 72	Diaphragm Reservoir	1	1	1	1
30	DK 1510 63	Clip For Reservoir Tube	2	2	2	2
31	DK 1510 43	Push Rod	1	1	1	1
32	JG 1318 30	Pin Pad	1	1	1	1
33	DE 1510 41	Clip for Pin Pad	2	2	2	2
34	JL 1318 78	Bracket reservoir cap	--	--	--	1
35	36 JU00 39	Kit Foot Brake Lever Assly	1	1	1	--

# BRAKE SYSTEM - ABS FRONT & REAR

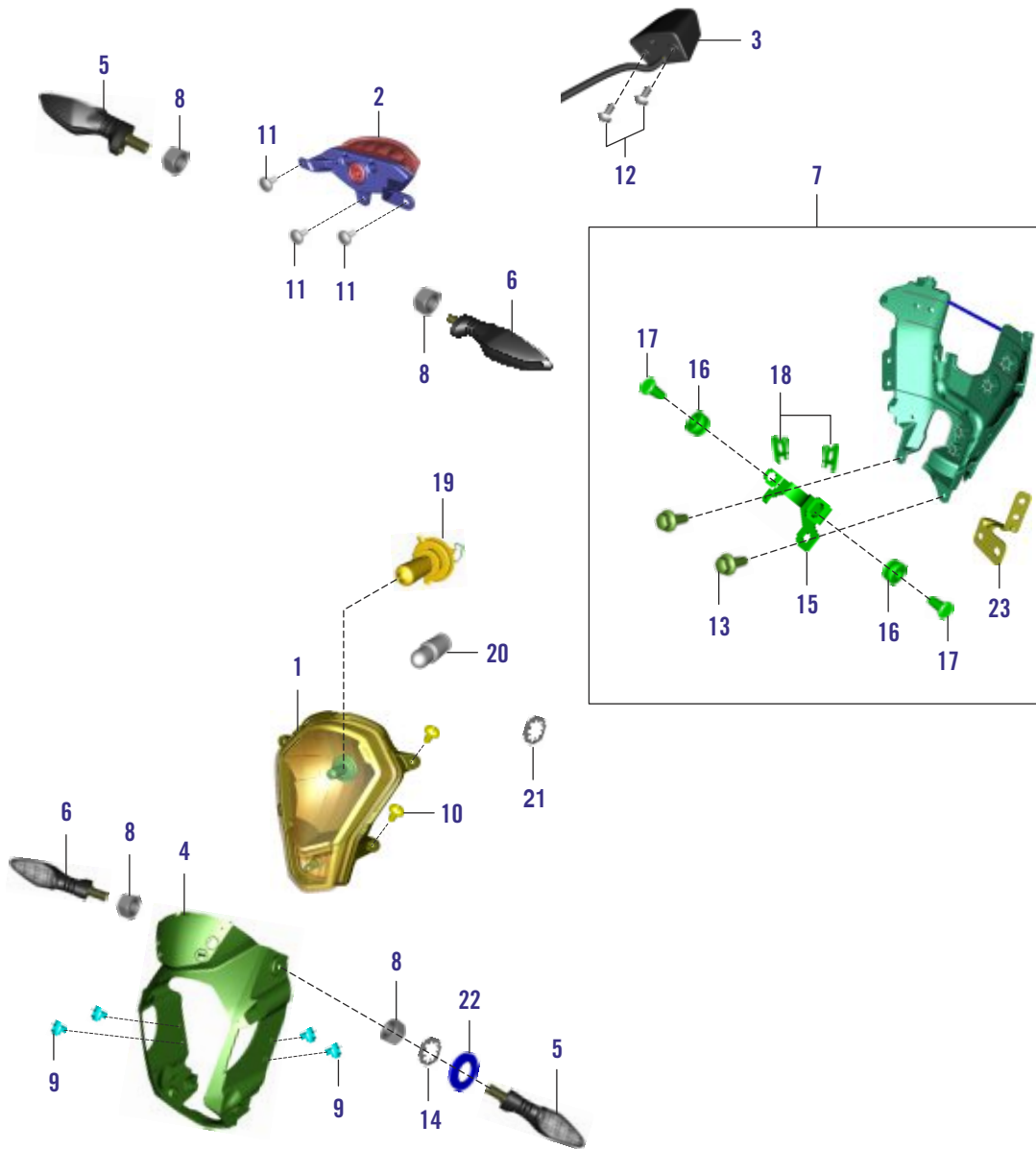
390 Duke



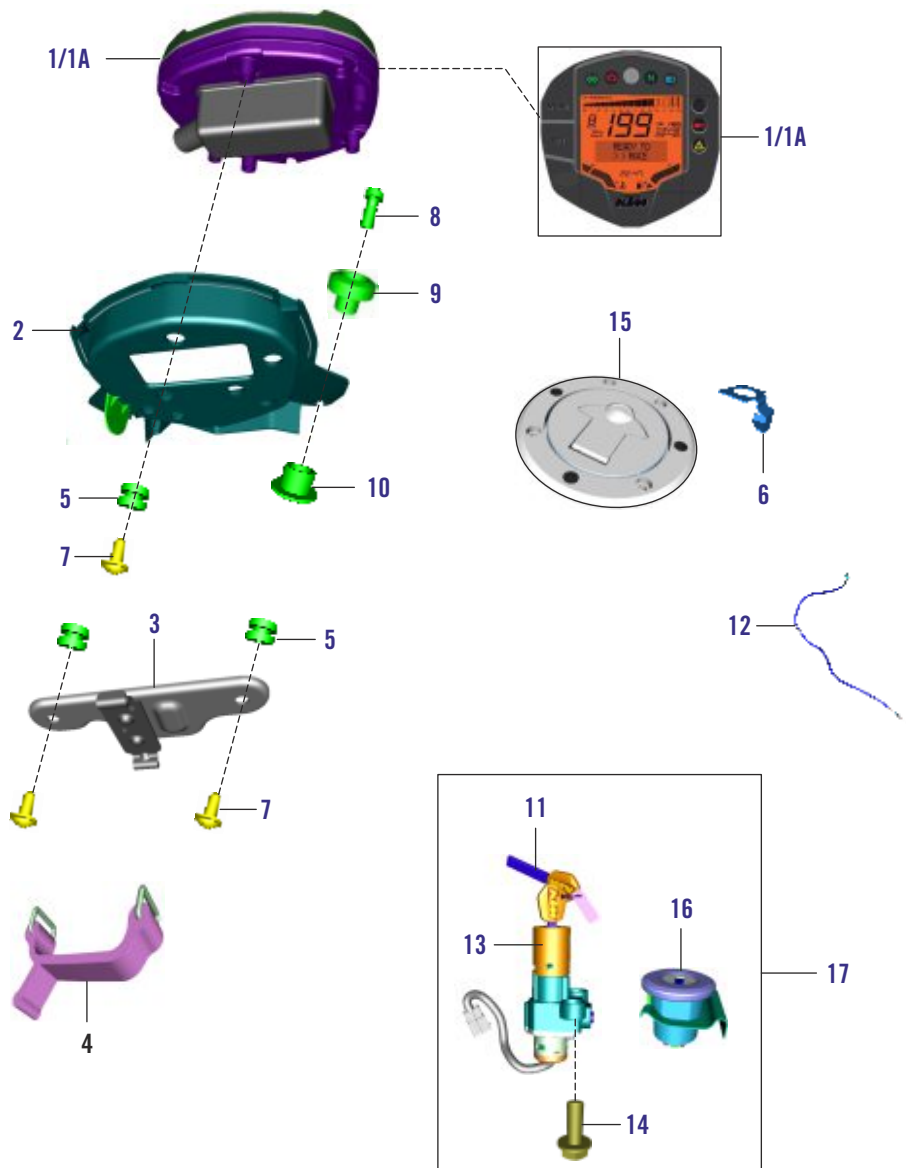
No.	Part No.	Description	Qty			
			MY-13	MY-14	MY-15	MY-16
1	JY 1318 02	Anti lock Brake System	1	1	1	1
2	JU 1318 09	Brake Hose ABS to Master Cylinder Front	1	1	1	1
3	JU 1318 07	Brake Hose Front ABS to Caliper	1	1	1	1
4	JU 1318 10	Brake Hose ABS to Master Cylinder Rear	1	1	1	1
5	JU 1318 08	Brake Hose Rear ABS to Caliper	1	1	1	1
6	JG 1138 36	Clamp Hose	2	2	2	2
7	JG 4036 00	Clamp Sensor cable holding	2	2	2	2
8	JU 4024 00	Sensor Speed Front & Rear wheel	2	2	2	2
9	LA D000 93	Bolt M-6	1	1	1	1
10	LA D000 94	Bolt M-6	2	2	2	2
11	JG 1138 22	Bracket ABS Mounting	1	1	1	1
12	JG 5810 14	Silent Blocks	2	2	2	2
13	LA D000 40	Bolt Flanged	3	3	3	3
14	LC L000 02	Nut Flanged M-6	3	3	3	3

# LIGHTING SYSTEM

390 Duke



No.	Part No.	Description	Qty			
			MY-13	MY-14	MY-15	MY-16
1	JG 4010 41	Head Lamp Assly	1	1	1	1
2	JG 4010 01	Tail Lamp Assly.	1	1	1	1
3	JG 4010 06	License Plate Illumination	1	1	1	1
4	JG 1812 26	Mask Carrier	1	1	1	1
5	DT 4010 02	Indicator Assly. Rear RH / Front LH	2	2	2	2
6	DT 4010 03	Indicator Assly. Rear LH / Front RH	2	2	2	2
7	JG 1812 25	Head Light Cover Rear Cpl.	1	1	1	1
8	LC A000 05	Flanged Nut	4	4	4	4
9	JG 1812 59	Rivet Snap	4	4	4	4
10	LB R000 02	Self Tapping Screw K50x12 T20	4	4	4	4
11	LB U000 09	Cheese-head Screw M5x15	3	3	3	3
12	LB R000 03	Cross Pan Screw 4x12 Ph	2	2	2	2
13	KA EM06 16	HH Collar Screw M6x16 Sw10	2	2	2	2
14	LD A000 12	Plain Washer For Indicator	4	4	4	4
15	JG 1812 45	Hinge Bkt Head L. - Cover	1	1	1	1
16	JG 1812 42	Grommet Mask Carr. Pivot Bkt	2	2	2	2
17	LA D000 46	Safety Bolt 8x1,5	2	2	2	2
18	JG 1812 43	Clip Pivot	2	2	2	2
19	DG 2010 71	Head Light Bulb	1	1	1	1
20	DJ 2010 72	Pilot Bulb	1	1	1	1
21	LD F000 02	Toothed Washer	4	4	4	4
22	JG 4010 27	Head Light Dust Cap	4	4	4	4
23	JG 1812 49	Bracket for Harness Routing	1	1	1	1

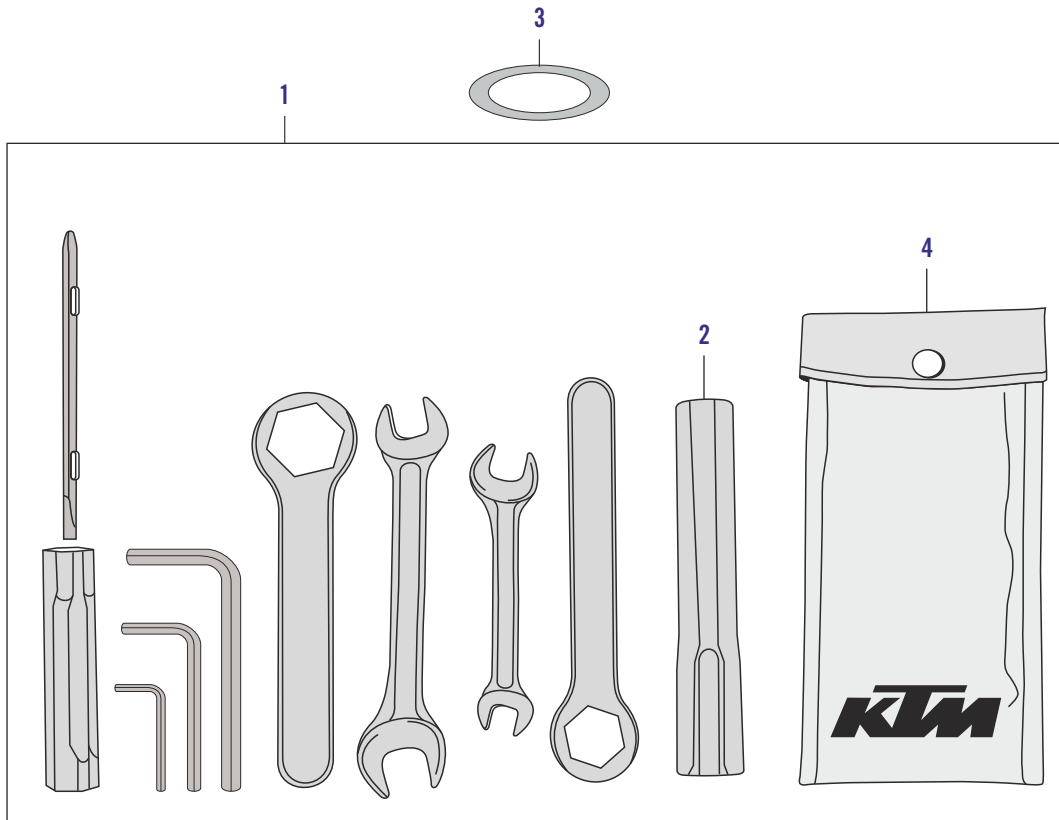


No.	Part No.	Description	Qty			
			MY-13	MY-14	MY-15	MY-16
1	JG 4024 05	Speedometer With ABS	1	—	—	—
1A	JG 4024 08	Speedometer With ABS (MY-14)	—	1	1	1
2	JG 1812 27	Speedometer Support (Dashboard)	1	1	1	1
3	JG 1812 57	Bracket F. Speedom. conn.	1	1	1	1
4	JG 1812 58	Rub. Strap F. Bkt Speedom. conn	1	1	1	1
5	JG 1812 38	Grommet Dashboard	3	3	3	1
6	JG 2326 03	Bracket Seat Lock	1	1	1	1
7	LB R000 02	Self Tapping Screw K50x12 T20	3	3	3	3
8	LA C000 10	AH Screw M6X1510.9	2	2	2	2
9	JG 1812 40	Special Washer	2	2	2	2
10	JG 1812 39	Collar Bushing	2	2	2	2
11	JG 2326 05	Blank Key Set	1	1	1	1
12	JG 2326 06	Seat Lock Cable	1	1	1	1
13	JG 4014 01	Ignition Lock	1	1	1	1
14	LA D000 77	HH Collar Screw M6x16 Sw10	2	2	2	2
15	JG 1710 44	Tank Cap	1	1	1	1
16	JG 2326 02	Seat Lock	1	1	1	1
17	JG 2326 04	Lock Set	1	1	1	1



# TOOL KIT

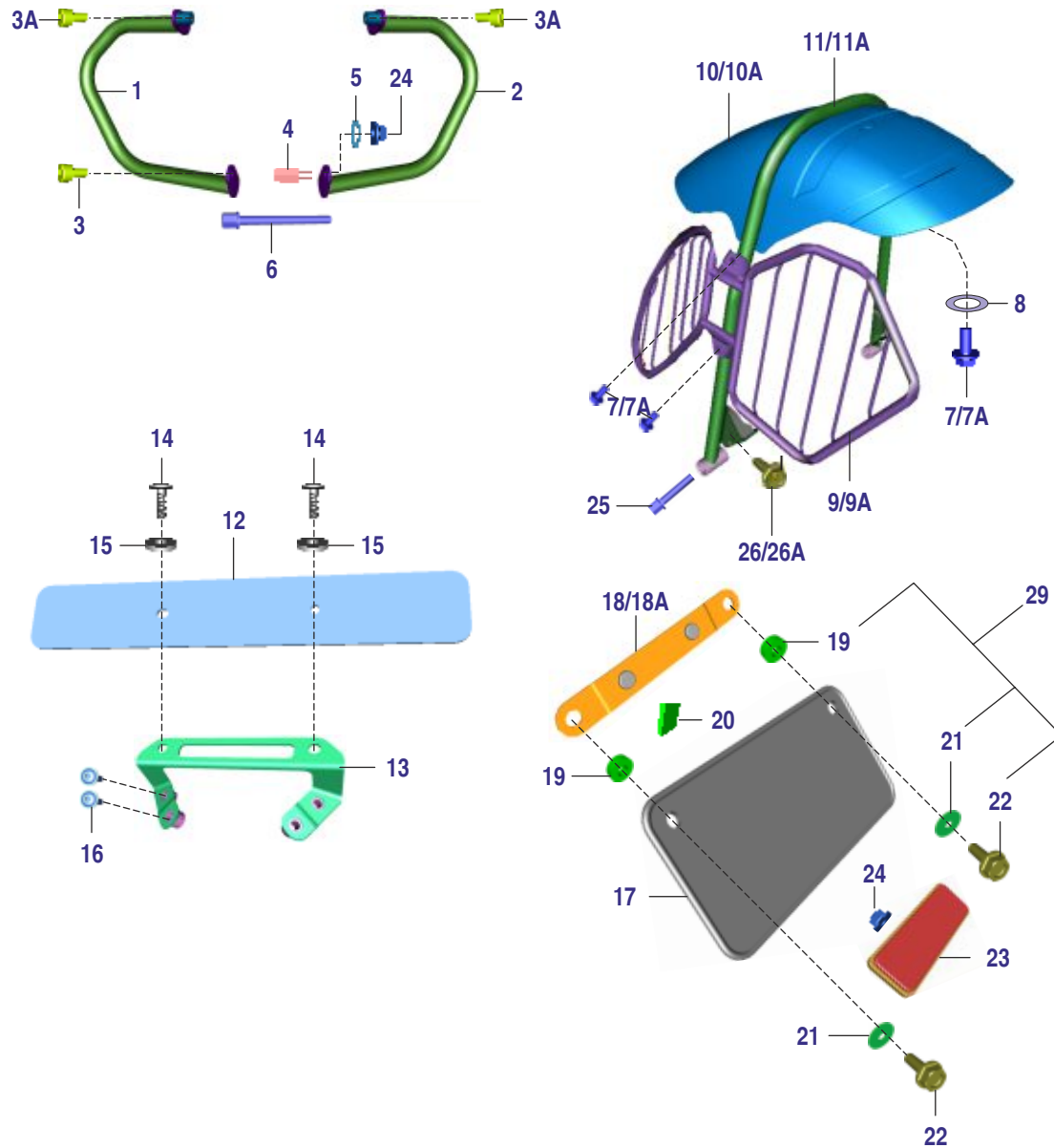
390 Duke



No.	Part No.	Description	Qty			
			MY-13	MY-14	MY-15	MY-16
1	JG 2310 01	Tool Kit	--	--	1	1
2	JG 2310 03	Spark Plug Spanner	1	1	1	1
3	DK 2210 24	Band Tool Kit	1	1	1	1
4	JG 2310 02	Tool Kit Bag	1	1	1	1

# LEG GUARD, SAREE GUARD

390 Duke





No.	Part No.	Description	Qty			
			MY-13	MY-14	MY-15	MY-16
1	JG 2312 09	Leg Guard LH	1	1	1	1
2	JG 2312 10	Leg Guard RH	1	1	1	1
3	LA C000 29	Bolt Leg Guard Lower Mounting	1	1	1	1
3A	LA C000 31	Bolt Leg Guard Upper Mounting	2	2	2	2
4	JU 2312 05	Special Nut For Leg Guard	2	2	2	2
5	LD C000 01	Washer Leg Guard	2	2	2	2
6	LA D000 71	Special Bolt For RH Leg Guard	1	1	1	1
7	LA D000 84	Bolt Flanged	5	5	--	--
7A	KA DD06 12	Bolt Flanged	--	--	5	5
8	KD BE06 13	Plain Washer	5	5	5	5
9	JU 2312 04	Saree Guard	1	1	--	--
9A	JY 2312 00	Saree Guard	--	--	1	1
10	JU 1814 05	Cover Mud Rear	1	1	-	-
10A	JY 1814 05	Cover Mud Rear	--	--	1	1
11	JU 1810 00	Tube Rear Hugger Mounting	1	1	-	-
11A	JY 1810 00	Tube Rear Hugger	--	--	1	1
12	36 DT00 53	Number Plate Front	1	1	1	1
13	JU 2328 05	Bracket Front Number Plate	1	1	1	1
14	LB U000 09	Screw Mushroom Head	2	2	2	2
15	39 2141 24	Washer Non Metallic	2	2	2	2
16	LA C000 40	Screw Front Number Plate Bracket	4	4	4	4
17	JU 1814 09	Number Plate Rear	1	1	1	--
18	JU 1814 10	Bracket Number Plate Rear	1	1	1	--
18A	DJ 1610 72	Bracket Rear No. Plate (For HSRP)	--	--	--	1
19	JU 1814 08	Grommet Number Plate Rear	2	2	2	2
20	JU 1814 12	Dual Lock Tape	2	2	2	2
21	LD B000 31	Plain Washer	2	2	2	2
22	KA DM06 20	Bolt M6	2	2	2	2
23	JG 4010 36	Reflector Reflex	1	1	1	1
24	LC A000 08	Nut	1	1	1	1
25	JU 2312 06	Bolt M8	2	2	2	2
26	LA C000 41	Bolt Socket	2	2	--	--
26A	KA CF08 16	Bolt Socket	--	--	2	2
27	JU 1814 11	Sleeve number plate (N.I.)	2	2	2	2
28	LC G00 08	Nut number plate (N.I.)	2	2	2	2
29	36 JU01 15	Kit Number Plate Rear (Non HSRP)	1	1	1	1

# KTM RECOMMENDED CONSUMABLES

390 Duke

No.	Part No.	Description
1.	OILCRGJU	Engine oil Motul 71004T 20 W 50
2.	OILCRGJG	Engine oil Motul 7100 10 W 50
3.	36 DH40 61	Brake oil
4.	36 PB00 04	Fork oil
5.	36 0010 58	Engine coolant Koolex
6.	36 DK00 45	Molybdenum general purpose grease
7.	36 DH40 29	Chain lubricant OKS
8.	36 0010 51	Liquid Gasket
9.	36 0010 52	Steering Grease (Bajaj Genuine Pouch) Grease Lethon - 10 Gm RR 3
10.	36 DK00 45	General Grease Application Molybdenum grease
11.	36 0010 52	Grease for brake caliper pins (Bajaj Genuine Pouch) Silicone grease/ Poly butyl cuprysil grease

No.	Part No.	Description		
1.	36 JT00 08	Crash Pad - Front		
2.	36 JT00 07	Tank Pad		
3.	36 JT00 34	Tank Cap sticker		
4.	36 JT00 54	Bike - Cover		
5.	36 JT00 14	WINDSHIELD		
6.	36 JT00 55	GRAPHICS KIT "RACE" 390 CHROME STICKER SET		

No.	Part No.	Description		
7.	36 JT00 17	CRASH PAD REAR		
8.	36 JT00 29	BRAKE LEVER LOCK		

Sr No	Kit Part No.	Kit Description	Consisting of Following Parts		
			Part No.	Description	Qty/Kit
1	36JY0074	Kit Eng Packing - DUKE 390	JY511069	Valve Cover Gasket	1
			JG511021	Decoupling element	4
			JY510174	Gasket Sleeve Plug	1
			JG601007	Special shaft seal	2
			LEB00001	Circlip Internal	1
			DG101456	Oil seal O/P shaft	1
			39104319	Seal GSL	1
			JY541225	Gasket Clutch Cover	1
			39201619	Cl cover oil seal	1
			JG531215	Washer	1
			JG601005	Nut	1
			JY551018	O ring spkt	1
			36001051	liquid gasket	1
			JY541224	Ignition cover gasket	1
			JY511070	Cyl Head Gasket	1
			JY521006	Gasket Cyl block	1
			LJA00001	O ring.	2
2	36JU0074	Kit Steering Race Upper JU/JY	DG181045	Bearing Cone upper	1
			DK181050	Bearing cage top	1
			DG181046	Bearing Race Upper	1
			36001052	Grease RR3 10 gm	1
3	36JU0075	Kit Steering Race Lower JU/JY	DG181047	Bearing Race Lower	1
			DK181051	Cage bearing stem bottom	1
			DG181005	Bearing Cone.	1
			36001052	Grease RR3 10 gm	1
4	36JY0069	Kit Valve CVR Gskt- DUKE 390	JY511069	Valve Cover Gasket	1
			JG511021	Decoupling element	4
			JY510174	Gasket Sleeve Plug	1

Sr No	Kit Part No.	Kit Description	Consisting of Following Parts		
			Part No.	Description	Qty/Kit
5	36JY0081	Kit Front wheel assly KTM 390 - Domestic - Orange	56JG604B	Wheel Rim Front Orange domestic	1
			KPBC6202	BEARING - BALL	2
			DG151005	SEAL - OIL	2
			DK151026	VALVE TUBELESS TYRE	1
			JG131001	SPACER	1
6	36JY0082	Kit Rear wheel assly KTM 390 - Domestic- Orange	56JG614B	Wheel Rim Rear Orange domestic	1
			30151082	SEAL OIL	1
			KPBC6302	BEARING - BALL	1
			KPBC6202	BEARING - BALL	1
			JG131205	COLLAR BEARING ASSLY	1
			DK151026	VALVE TUBELESS TYRE	1
7	36JY0101	Kit Chain Sprocket Ktm 390 MY15	JG141001	Chain 520H X Rings	1
			JG131236	Sprocket 45T (6 Mtg)	1
			JY551029	Sprocket Drive (15T)	1
8	36JY0102	Kit Out Put Shaft Oil Seal KTM 390 MY14	JY541058	OIL SEAL OUTPUT SHAFT	1
			JY551033	Collar Sprocket	1
			JY551018	'O' Ring Sprocket Collar	1
9	36JY0103	Kit Friction Plate KTM 390 A & S MY 15	JY551418	Disc Friction- A	4
			JY551420	Disc Friction - C	3
10	36JY0105	Kit Frame Assly KTM DUKE390 MY 15	JG111147	Frame Assly	1
			JG181429	Under Tray	1
11	36JG0083	Kit Brake Fluid Reservoir Cpl.	36JG0018	Kit Reservoir Rear Brake with Cap Ktm	1
			DK151072	Diaphragm Reservoir - KBX	1
12	36JY0106	Kit Rotor Screw Cpl	LDB00041	Washer Plain-ID 10.3xOD 29xt 8	1
			LAD00124	Bolt Flange-M10X1.25XL 55XBright	1

# PART INDEX

390 Duke

Part Number	Figure No.	Page No.	Part Number	Figure No.	Page No.	Part Number	Figure No.	Page No.	Part Number	Figure No.	Page No.	Part Number	Figure No.	Page No.	Part Number	Figure No.	Page No.	Part Number	Figure No.	Page No.			
30101195	6	19	39269920	16	17	36JY0041	26	15	CB101022	8	14	DK151069	11	41	JG113035	30	24	JG121012	10	22	JG131804	4	40
30141031	26	24	59040048	7	40	36JY0042	27	15	CS101128	11	16	DK151072	29	41	JG113039	5	24	JG121013	11	22	JG131808	6	41
30151082	10	38	59210023	17	18	36JY0043	28	15	DD111012	21	19	DK151085	3	41	JG113040	4	24	JG121018	3	22	JG131809	7	38
30151098	12	37	60111418	22	39	36JY0044	29	15	DE151041	33	41	DK181043	15	23	JG113041	9	24	JG121019	4	22	JG131811	6	40
30151098	25	38	36DH4048	12	40	36JY0045	30	15	DE151046	9	41	DK181050	39	22	JG113042	8	24	JG121021	19	22	JG131813	8	40
31101173	7	6	36DK0067	24	41	36JY0046	31	15	DE191010	9	40	DK181051	42	22	JG113043	24	24	JG121025	1	22	JG131815	1	41
36001051	20	1	36DK0068	25	41	36JY0047	32	15	DE191010	10	41	DK181076	15	22	JG113052	32	25	JG121026	2	22	JG131822	7	41
36001051	21	2	36DK0069	26	41	36JY0048	33	15	DG101275	9	6	DK221024	3	45	JG113061	15	11	JG121028	32	22	JG131826	1	40
39023911	7	27	36DK0070	27	41	36JY0049	34	15	DG101275	12	7	DL191014	19	23	JG113061	18	41	JG121033	27	22	JG131830	32	41
39099906	5	18	36JG0010	8	22	36JY0050	35	15	DG101275	16	7A	DP101191	12	1	JG113062	17	11	JG122004	18	28	JG131840	1A	40
39099906	7	19	36JG0017	5	40	36JY0051	36	15	DG101418	8	3	DS101154	8	4	JG113062	19	41	JG122007	5	38	JG141001	26	38
39099906	9	17	36JG0083	8	41	36JY0052	37	15	DG101456	6	2	DS121126	8	30	JG113068	17	41	JG122009	16	28	JG151002	5	22
39099906	11	3	36JL0039	11	4	36JY0053	38	15	DG151005	3	37	DS161082	6	12	JG113068	18	11	JG122010	17	28	JG151012	22	22
39102121	13	14	36JU0015	19	39	36JY0054	39	15	DG181005	43	22	DS161156	7	21	JG113203	1	26	JG122011	15	28	JG151013	21	22
39104119	10	3	36JU0019	26	22	36JY0055	40	15	DG181045	38	22	DS191052	10	23	JG113204	2	26	JG122012	13	28	JG151014	6	22
39104319	4	2	36JU0028	8	33	36JY0056	41	15	DG181046	40	22	DS211004	14	32	JG113207	3	26	JG122015	14	24	JG151020	7	22
39107504	8	17	36JU0038	14	11	36JY0057	42	15	DG181047	41	22	DT131213	27	38	JG113210	9	26	JG122016	5	28	JG151021	23	22
39118415	20	23	36JU0039	15	41	36JY0058	43	15	DG201071	19	43	DT131214	21	38	JG113403	45	25	JG122026	14	28	JG151022	2	23
39153721	18	3	36JU0067	22	18	36JY0059	44	15	DH101048	9	4	DT131215	22	38	JG113406	19	24	JG122032	11	28	JG151026	16	22
39166511	15	4	36JU0074	14	22	36JY0060	45	15	DH101383	10	1	DT401002	5	43	JG113406	21	24	JG122033	12	28	JG151031	1	23
39172420	14	7	36JU0075	44	22	36JY0061	46	15	DH101383	17	3	DT401003	6	43	JG113407	20	24	JG122034	20	28	JG161001	20	41
39186420	14	1	36JY0002	6	7	36JY0062	47	15	DH102117	9	3	EC561023	2	10	JG113800	12	24	JG122037	28	28	JG161007	11	23
39199020	2	3	36JY0003	2	5	36JY0063	48	15	DH171019	3	38	FD211006	12	32	JG113802	15	24	JG122039	2	28	JG161008	13A	23
39200511	9	11	36JY0004	6	6	36JY0064	49	15	DH191007	3	23	JA541021	16	18	JG113806	4	13	JG122045	1	27	JG161009	11A	23
39201619	15	3	36JY0005	6	6	36JY0068	1	34	DH191008	18	23	JB591059	18	29	JG113808	5	32	JG131002	5	37	JG161010	2A	40
39214124	15	46	36JY0006	6	6	36JY0069	3	17	DJ191057	2	40	JC141017	7	12	JG113809	4	32	JG131003	6	37	JG161200	8A	23
39214124	20	31	36JY0007	1	5	36JY0070	5	31	DJ191081	14	23	JC201027	7	20	JG113814	33	25	JG131006	7	37	JG171018	9	33
39218106	3	5	36JY0014	17	23	36JY0071	16	9	DJ201072	20	43	JD131811	8	38	JG113815	34	25	JG131007	8	37	JG171020	8	32
39218106	24	2	36JY0029	14	14	36JY0071	16	9	DJ201109	15	40	JD402217	14	39	JG113822	11	42	JG131008	9	37	JG171020	13	31
39218520	17	1	36JY0030	15	14	36JY0081	1	37	DK101225	17	17	JG111134	1	24	JG113825	12	39	JG131206	12	38	JG171022	9	32
39224120	4	37	36JY0031	16	14	36JY0082	1	38	DK101284	17	19	JG111139	33	22	JG113826	18	40	JG131209	33	38	JG171022	14	31
39224120	13	38	36JY0032	17	14	36JY0101	28	38	DK101340	18	17	JG111151	43	25	JG113831	34	22	JG131211	6	38	JG171023	6	32
39224220	11	38	36JY0033	18	14	36JY0102	15	9	DK101386	10	4	JG113001	3	24	JG113832	35	22	JG131218	15	38	JG171024	12	31
39256220	8	2	36JY0034	19	14	36JY0103	19	7A	DK141005	3	33	JG113007	25	24	JG113836	6	42	JG131220	14	37	JG171025	8	31
39256220	9	1	36JY0035	20	14	36JY0105	1A	24	DK151026	11	37	JG113010	16	11	JG113839	21	13	JG131220	30	38	JG171027	15	31
39260120	4	1	36JY0036	21	14	36JY0106	18	19	DK151026	14	38	JG113010	16	41	JG113841	31	22	JG131221	9	38	JG171029	5	13
39260607	3	10	36JY0037	22	14	36PB0004	17	22	DK151043	31	41	JG113020	7	24	JG113846	25	28	JG131224	24	38	JG171029	5	33
39260607	5	6	36JY0038	23	14	56JY225J	5A	31	DK151045	2	41	JG113024	2	24	JG113849	36	25	JG131228	18	38	JG171030	9	31
39260607	16	4	36JY0039	24	14	BF621402	5	20	DK151063	30	41	JG113029	6	24	JG113851	42	25	JG131236	19	38	JG171031	13	34
39266921	12	16	36JY0040	25	14	CB101009	4	14	DK151069	10	40	JG113034	29	24	JG121011	13	22	JG131802	10	37	JG171031	19	31





# PART INDEX

390 Duke

Part Number	Figure No.	Page No.	Part Number	Figure No.	Page No.	Part Number	Figure No.	Page No.	Part Number	Figure No.	Page No.	Part Number	Figure No.	Page No.	Part Number	Figure No.	Page No.	Part Number	Figure No.	Page No.			
JG171033	22	31	JG181281	5	27	JG233083	1	36	JG402237	15	39	JG571014	11	18	JG611006	3	21	JU131816	13	40	JY181217	2	35
JG171034	17	31	JG181282	35	34	JG233111	16	36	JG402238	1	39	JG571015	13	18	JG611206	17	21	JU181000	11	46	JY181218	5	35
JG171035	23	31	JG181406	3	28	JG233112	15	36	JG402244	25	39	JG571016	12	18	JG72024W	7	31	JU181200	5	12	JY181219	4	35
JG171036	24	31	JG181408	20	34	JG233113	14	36	JG402245	26	39	JG581004	5	30	JG72034W	6	31	JU181201	4	12	JY181240	26	28
JG171037	4	31	JG181429	11	34	JG233114	13	36	JG402250	1A	39	JG581014	12	42	JG72044W	7	34	JU181405	10	46	JY181405	10A	46
JG171044	2	31	JG191003	2	32	JG233115	12	36	JG402400	8	42	JG581033	3	30	JG72044W	30	34	JU181408	19	46	JY231200	9A	46
JG171044	15	44	JG191006	13	32	JG233116	11	36	JG402400	11	44	JG581058	12	30	JG72054W	8	34	JU181409	17	46	JY351008	3	19
JG171054	18	31	JG191008	11	32	JG233117	10	36	JG402405	1	44	JG581060	7	30	JG72054W	31	34	JU181410	18	46	JY351019	4	19
JG171055	3	31	JG191009	10	31	JG233118	9	36	JG402408	1A	44	JG581061	9	30	JG73014M	32	34	JU181412	20	46	JY351020	3A	19
JG171056	1	31	JG191009	10	32	JG351202	12	19	JG403200	7	39	JG581070	4	30	JG73015S	3	34	JU181415	26	34	JY351200	22	19
JG171074	15	21	JG191017	1	32	JG351203	10	19	JG403600	7	42	JG581416	4	21	JG73024M	33	34	JU231204	9	46	JY351203	11	19
JG171077	11	21	JG231000	1	45	JG351400	15	17	JG403600	20	40	JG581419	6	21	JG73025S	4	34	JU231205	4	46	JY351205	13	19
JG171802	2	33	JG231002	4	45	JG351418	5	39	JG511010	5	29	JG581424	5	21	JL161012	13	23	JU231206	25	46	JY351400	10	21
JG181205	9	34	JG231003	2	45	JG351424	10A	21	JG511016	9	14	JG591055	8	29	JL191017	13A	32	JU231207	24	46	JY351604	1	20
JG181206	10	34	JG231209	1	46	JG401001	2	43	JG511021	20	17	JG591064	3	29	JL403000	6	39	JU232800	12	46	JY351800	3	2
JG181210	4	28	JG231210	2	46	JG401006	3	43	JG511022	19	17	JG591068	12	29	JL403001	6A	39	JU232805	13	46	JY501008	1	1
JG181225	7	43	JG231214	23	23	JG401027	22	43	JG511046	13	17	JG591070	4	29	JL541227	8A	3	JU401400	4	23	JY511058	5	16
JG181226	4	43	JG231215	21	23	JG401036	23	46	JG511270	15	16	JG591088	14	29	JL591156	15A	29	JU402000	30	39	JY511059	22	17
JG181227	2	44	JG231216	22	23	JG401041	1	43	JG531040	14	6	JG591096	15	29	JL591165	9A	29	JU402400	15	37	JY511060	23	17
JG181228	12	34	JG231221	23A	23	JG401044	28	39	JG531207	7	4	JG591097	9	29	JN181033	2	2	JU402400	31	38	JY511066	2	17
JG181230	2	34	JG231404	5	34	JG401400	5	41	JG531215	5	4	JG591100	17	29	JN351604	9	39	JU511204	10	14	JY511067	1	17
JG181232	24	28	JG231405	6	34	JG401401	13	44	JG541021	6	17	JG601005	6	4	JU113200	5	26	JU561400	11	11	JY511068	25	17
JG181236	18	34	JG231406	25	34	JG401402	8	26	JG541021	13	3	JG601007	3	1	JU113801	16	12	JU561401	13	11	JY511070	4	17
JG181238	5	44	JG231600	7	23	JG401405	29	39	JG541230	7	3	JG601007	3	4	JU121009	12	22	JY113400	11	24	JY511074	27	17
JG181239	10	44	JG231601	6	23	JG401406	5	23	JG541232	5	19	JG601011	12	4	JU121018	29	22	JY113401	10	24	JY511212	11	14
JG181239	28	41	JG232601	3	32	JG401411	4	26	JG561008	12	10	JG601012	13	4	JU121019	28	22	JY113800	9	12	JY511219	4	16
JG181240	9	44	JG232602	16	44	JG401416	12	23	JG561009	7	1	JG601014	9	13	JU121037	9	22	JY113801	8	12	JY511220	8	16
JG181242	16	43	JG232603	6	44	JG401418	4A	23	JG561009	8	11	JG601016	17	13	JU131004	21	40	JY113826	6	27	JY511221	2	14
JG181243	18	43	JG232604	17	44	JG401601	2	39	JG561010	4	10	JG601019	14	13	JU131801	13	37	JY122009	1	28	JY511222	1	14
JG181245	15	43	JG232605	18	44	JG401801	8	39	JG561204	5	1	JG601024	12A	4	JU131802	2	38	JY131201	16	38	JY511223	3	14
JG181249	23	43	JG232606	19	44	JG401808	13	24	JG561204	6	11	JG601208	1	13	JU131805	1	42	JY131203	17	38	JY511224	5	14
JG181250	8	13	JG233001	38	25	JG401808	41	25	JG561205	6	1	JG601209	16	13	JU131805	3	40	JY131800	2	37	JY511225	7	14
JG181255	3	35	JG233048	7	36	JG402002	27	39	JG561205	7	11	JG601210	18	13	JU131807	3	42	JY151015	3A	23	JY511226	12	14
JG181257	3	44	JG233049	8	36	JG402003	11	39	JG561215	2	11	JG601211	2	13	JU131807	17	40	JY151017	18A	23	JY511227	9	16
JG181258	4	44	JG233052	2	36	JG402228	16	39	JG561216	5	11	JG601213	6	13	JU131808	5	42	JY161200	9	23	JY511229	7	16
JG181259	9	43	JG233053	3	36	JG402229	17	39	JG561217	4	11	JG601215	7	13	JU131809	2	42	JY161201	8	23	JY511230	5	17
JG181273	7	28	JG233054	4	36	JG402230	18	39	JG561218	3	11	JG601221	20	13	JU131809	4	41	JY171800	1	33	JY511236	6	14
JG181273	22	28	JG233055	5	36	JG402234	23	39	JG561222	5	10	JG601230	3	13	JU131809	16	40	JY171812	4	33	JY511238	13	16
JG181279	4A	28	JG233080	30	22	JG402235	20	39	JG561226	8	1	JG601235	17	12	JU131810	4	42	JY181000	11A	46	JY511265	1	16
JG181280	34	34	JG233082	6	36	JG402236	21	39	JG561226	10	11	JG601237	3	12	JU131815	14	40	JY181201	1	35	JY511267	2	16

# PART INDEX

390 Duke

Part Number	Figure No.	Page No.	Part Number	Figure No.	Page No.	Part Number	Figure No.	Page No.	Part Number	Figure No.	Page No.	Part Number	Figure No.	Page No.	Part Number	Figure No.	Page No.	Part Number	Figure No.	Page No.			
JY521006	4	5	JY541254	1A	3	JY551417	7	7	JY591015	6	29	KADM0622	12	11	LAC00006	2	27	LAD00107	18	22	LCL00002	13	12
JY521214	6	5	JY551005	6	9	JY551421	5	7	JY591032	2	29	KADM0625	7	32	LAC00010	8	44	LAD00128	3A	16	LCL00002	14	42
JY521220	5	5	JY551006	1	9	JY551422	10	7	JY591114	1	29	KADM0625	13	39	LAC00010	36	22	LAE00001	19	1	LCL00004	23A	38
JY531005	3	6	JY551008	3	9	JY551426	15	7	JY601204	13	13	KADM0820	4	39	LAC00011	16	31	LAE00002	23	2	LDA00004	4	38
JY531008	10	6	JY551010	6	8	JY551427	1	7	JY601215	11	13	KADP0516	14	18	LAC00013	25	22	LAE00010	6	26	LDA00007	15	34
JY531026	8	6	JY551017	17	9	JY551429	1	7A	JY601224	2	12	KADQ0606	17	4	LAC00014	23	19	LAE00010	10	39	LDA00012	14	43
JY531036	2	6	JY551018	14	9	JY551430	2	7A	JY601225	10	13	KADQ0614	13	29	LAC00023	22	24	LAE00010	15	2	LDA00014	21	17
JY531039	1	6	JY551019	8	7	JY551435	6	7A	JY601226	15	13	KADQ0620	14	4	LAC00024	6	10	LAE00010	18	2	LDA00015	12	17
JY531213	1	4	JY551019	15	7A	JY551436	7	7A	JY601227	11	12	KADQ0620	14	16	LAC00024	10	17	LAE00010	19	28	LDA00017	7	18
JY541009	10	16	JY551021	2	8	JY551437	8	7A	JY601234	1	12	KADQ0625	6	20	LAC00029	3	46	LAE00014	37	25	LDB00010	15	6
JY541009	15	1	JY551022	1	8	JY551438	5	7A	JY601235	3A	12	KADQ0630	11	29	LAC00032	11	17	LAE00016	8	19	LDB00011	3	27
JY541016	14	2	JY551027	8	9	JY551439	9	7A	JY601238	18	12	KADQ0635	11A	29	LAC00037	44	25	LAE00016	25	19	LDB00013	11	31
JY541029	18	1	JY551205	11	9	JY551440	10	7A	JY601239	19	12	KAEG0645	6	16	LAC00040	16	34	LAE00017	18	9	LDB00016	6	33
JY541031	10	2	JY551212	4	6	JY551441	11	7A	JY601240	20	12	KAEM0610	35	25	LAC00040	16	46	LAE00017	26	17	LDB00018	23	24
JY541039	11	10	JY551214	4	8	JY551442	12	7A	JY601241	21	12	KAEM0612	2	30	LAC00071	21A	34	LAE00017	17A	4	LDB00019	27	24
JY541040	8	20	JY551215	9	8	JY551443	13	7A	JY601248	18A	12	KAEM0614	24	39	LAD00038	18	24	LAE00018	6	18	LDB00019	31	25
JY541042	17	2	JY551217	13	9	JY561001	1	10	JY601249	19A	12	KAEM0616	13	43	LAD00039	17	24	LBB00005	12	44	LDB00020	3	3
JY541047	11	1	JY551218	9	9	JY561002	7	10	JY601250	20A	12	KAEQ0635	14	3	LAD00040	12	12	LBC00003	14	21	LDB00021	3	39
JY541050	9	2	JY551220	12	6	JY561004	9	10	JY611000	2	21	KAEQ0635	16	19	LAD00040	13	42	LBR00002	7	44	LDB00027	17	34
JY541051	16	1	JY551225	3	20	JY561007	10	10	JY611202	1	21	KAEQ0635	22	2	LAD00040	15	12	LBR00002	10	43	LDB00031	21	46
JY541052	16	2	JY551226	2	20	JY561008	8	10	JY621411	4	20	KAEQ0640	7	17	LAD00043	24	34	LBR00002	19	34	LDB00033	17	6
JY541053	20	2	JY551228	8	8	JY561205	1	11	JZ151069	15A	23	KAEQ0650	15	19	LAD00044	7	26	LBR00003	12	43	LDB00036	37	22
JY541058	6A	2	JY551229	5	8	JY571008	21	18	KAAD0612	12	13	KBBF0408	12	21	LAD00046	17	43	LBR00003	14	34	LDC00001	5	46
JY541061	1	2	JY551230	7	8	JY571009	8	18	KACE0616	21	34	KBBG0612	11	2	LAD00055	16	6	LBU00007	23	34	LDF00002	21	43
JY541063	2	1	JY551231	3	8	JY571012	1	18	KACF0816	25A	46	KBBK0510	27	34	LAD00065	16	29	LBU00009	11	43	LDH00002	13	6
JY541206	27	19	JY551232	12	9	JY571015	18	18	KACF0825	39	25	KCAJ0605	22	41	LAD00071	6	46	LBU00009	14	46	LEB00001	4	4
JY541208	9	19	JY551233	2	9	JY571023	2	18	KACH0660	16	23	KCEE0504	28	34	LAD00075	10	29	LBU00009	21	31	LEB00001	13	1
JY541209	19	3	JY551234	7	9	JY571024	19	18	KADA0508	13	21	KCGJ1010	16	24	LAD00076	21	28	LCA00005	8	43	LHA00001	23	41
JY541217	5	3	JY551235	5	9	JY571029	19	2	KADD0612	7A	46	KDAE0510	29	34	LAD00077	9	20	LCA00008	8	28	LHA00002	28	24
JY541220	16	3	JY551236	10	9	JY571030	4	18	KADD0635	14	7A	KDBA0818	40	25	LAD00077	14	44	LCA00008	23	28	LHD00001	20	18
JY541221	4	3	JY551237	4	9	JY581003	6	30	KADM0610	10	12	KDBE0613	8	46	LAD00079	11	40	LCA00009	23	38	LJA00001	24	17
JY541222	24	19	JY551401	2	7	JY581011	1	30	KADM0612	27	28	KDBE0613	13	41	LAD00080	7	33	LCG00002	11	6	LJA00002	10	18
JY541224	2	19	JY551401	3	7A	JY581016	14	30	KADM0614	7	35	KDCF0612	14	12	LAD00082	19	13	LCG00003	4	27	LJA00002	13	2
JY541225	12	3	JY551402	20	19	JY581026	13	30	KADM0614	12	41	KEAB1010	3	18	LAD00084	7	46	LCG00003	10	28	LJA00004	15	18
JY541227	14	19	JY551403	4	7	JY581028	10	30	KADM0614	22	34	KEBA3715	5	2	LAD00093	9	42	LCG00004	6	28	LJA00006	9	18
JY541231	26	19	JY551403	4	7A	JY581200	9	21	KADM0618	8	27	KHAD2015	14	41	LAD00093	16	37	LCG00006	14	17	LJA00007	28	19
JY541236	1	3	JY551404	6	3	JY581404	8	21	KADM0620	6	35	KPAC6205	20	38	LAD00093	32	38	LCG00009	13	7	LPA00004	18	7A
JY541240	1	19	JY551408	3	7	JY581405	11	30	KADM0620	15	32	KPBF6304	2	4	LAD00094	10	42	LCG00009	17	7A	LPB00002	12	2
JY541251	5A	3	JY551413	11	7	JY581405	16	21	KADM0620	21	41	LAA00007	9	28	LAD00094	19	40	LCH00001	10	26	LPB00003	7	2
JY541253	19A	3	JY551416	9	7	JY591014	7	29	KADM0620	22	46	LAC00004	20	22	LAD00097	3	16	LCH00001	24	22	PA402204	14A	39

