

D6T

Track-Type Tractor



Engine

Engine Model	Cat® C9.3 ACERT™	
Emissions	EU Stage IIIB	
Gross Power – SAE J1995	171 kW	229 hp

Engine (continued)

Engine Power – ISO 14396	169 kW	227 hp
Engine Power – ISO 14396 (DIN)		230 hp
Net Power – SAE J1349	153 kW	205 hp
Net Power – ISO 9249	153 kW	205 hp
Net Power – ISO 9249 (DIN)		208 hp

D6T Features

Powerful Productivity

Standard electro-hydraulic controls help improve precision and response. Dedicated hydraulics and machine control systems aid overall productivity. Features like Eco Reverse, Multi Velocity Program and hydraulic demand fan help reduce overall fuel use and reduce operating costs.

Operator Station

Ease of operation, cab comfort and layout help keep operators focused and more productive.

Engine and Emissions Technology

Cat® engine and aftertreatment solutions meet EU Stage IIIB emission standards.

Integrated Technologies

Grade Control Ready feature means easy installation of the performance enhancing Cat AccuGrade™ system. Cat Product Link helps fleet managers maximize utilization and control costs.

Serviceability and Customer Support

Ease of serviceability, Cat dealer support expertise and machine rebuild capability help to reduce overall owning and operating costs.

Contents

Operator Station.....	3
Engine	3
Emissions Technology.....	4
Powertrain.....	5
Implement and Steering Controls	6
Integrated Technologies.....	7
Cooling System.....	8
Undercarriage	8
Work Tools.....	9
Rear Implements	10
Sustainability	10
Serviceability and Customer Support.....	11
Specifications.....	12
Standard Equipment.....	17
Optional Equipment.....	18
Notes.....	19



The Cat D6T has earned a reputation for best-in-class versatility, productivity and resale value. Because it excels across a wide range of dozing tasks, customers choose the D6T for everything from dozing, ripping, scraper work and land clearing to finish grading, backfilling trenches, building oil/gas/wind farm pads and working landfills. And with features designed for even greater comfort, productivity and fuel efficiency, today's D6T does even more to help you meet your business objectives. The new D6T meets EU Stage IIIB emission standards.

Operator Station

Comfort and convenience



The D6T cab is designed and equipped for operator productivity, safety and comfort. An isolation-mounted cab reduces noise and vibration. Large single-pane windows, tapered hood and notched fuel tank provide excellent visibility to all sides of the machine and around the job site.

Updated dash and instrumentation streamline the display in a format that is more common across the Cat tractor line. A display mount is integrated into the dash for a grade control system, placing job site data conveniently in front of the operator.

A standard air-ride suspension seat is well padded and adjustable, with bolsters to comfortably restrain operator side-to-side movement when working on grades or slopes. Armrests are adjustable. Heating and air conditioning controls are located in the headliner for easy access, and conveniently located air vents evenly distribute airflow within the cab.

The cab is pre-wired for a radio and equipped with two speakers, an antenna and a radio mount recessed in the headliner. Two 10-amp, 12-volt power converters are also included for supplemental power for cellular phones and computers. The cab interior features a convenient storage compartment in the dash.

Engine

Power and reliability

The D6T features a Cat C9.3 ACERT™ engine and a Cat Clean Emissions Module to deliver the performance and efficiency that customers demand, while meeting EU Stage IIIB emission standards.


The six-cylinder electronic engine is turbocharged and aftercooled. The displacement produces better lugging capability, lower internal stresses and longer component life.

ACERT™ Technology is a combination of building blocks that includes electronics, fuel systems, air management systems and aftertreatment components. The system is optimized based on engine size, the type of application and the geographic location in which it will work. The technologies are applied systematically and strategically to meet high customer expectations for productivity, fuel efficiency, reliability and service life.



Emissions Technology

Reliable, integrated solutions



Cat NOx Reduction System

The Cat NOx Reduction System captures and cools a small quantity of exhaust gas, then routes it into the combustion chamber where it drives down combustion temperatures and reduces NOx emissions.

Aftertreatment Technologies

To meet EU Stage IIIB emission standards and beyond, Cat aftertreatment components have been designed to match application needs. System components include a **Diesel Oxidation Catalyst (DOC)**, which uses a chemical process to convert regulated emissions in the exhaust system, and a **Diesel Particulate Filter (DPF)** that traps particulate matter that is carried into the exhaust stream.

The DOC, DPF and Cat Regeneration System are contained in a Caterpillar designed Clean Emissions Module (CEM) that protects the components, minimizes the aftertreatment footprint and simplifies maintenance. For high debris applications that require thermal shields on exhaust components, an optional insulated CEM is available for the D6T.

Cat Regeneration System

The Cat Regeneration System is designed to work transparently, without any interaction needed from the operator. Under most operating conditions, engine exhaust is hot enough to oxidize soot through passive regeneration. If supplemental regeneration is needed, the Cat Regeneration System elevates exhaust gas temperatures to burn off soot in the Diesel Particulate Filter (DPF). This is a process that happens automatically, but the operator can initiate the cycle when convenient or interrupt regeneration as needed. A soot level monitor and regeneration indicator lights are integrated into the D6T dash display.

Key Off Regeneration – Optional Key Off Regeneration allows the operator to initiate a regeneration cycle after the key has been turned off. If a cycle takes place, the engine will complete regeneration, followed by a cool down period prior to shutting down.

Delayed Engine Shutdown – Delayed Engine Shutdown feature is available to allow the machine to cool immediately after a heavy work load or regeneration cycle.

Engine Idle Shutdown Timer – An optional Engine Idle Shutdown timer will sound a warning and shut down the engine after the machine has been idling for a pre-set period of time.



In photo at left: Optional insulated Clean Emissions Module.



Powertrain

Powerful efficiency

The power shift transmission and differential steering work in tandem with the C9.3 ACERT engine to deliver the outstanding power, productive performance and reliability expected from Cat track-type tractors.

Torque Divider

A single-stage torque divider sends 70 percent of engine torque through a converter and 30 percent through a direct drive shaft for greater driveline efficiency and higher torque multiplication. This provides an optimum combination of operator efficiency and driveline reliability.

Differential Steering System

Differential steering maintains full power to both tracks to provide best-in-class turning with a loaded blade. When one track speeds up, the other slows down an equal amount. Maneuverability – especially with large blade loads – is improved, as well as cycle times in some applications. Greater load capacity, power and speed control are possible in soft underfoot conditions on steep slopes because both tracks are powered during turns. Low effort tiller bar, touch shift control and steering modulation ensure ease of operation.

Multi Velocity Program

This exclusive machine control system allows the operator to choose from five speed ranges in Forward and Reverse to best match machine speed to applications and ground conditions. Operators maximize production, minimize fuel consumption, and reduce overall machine operating costs.

Cat Eco Reverse

The standard Eco Reverse feature reduces engine speed during the reverse portion of the dozing cycle. Once set, no additional operator input is needed. Eco Reverse can reduce fuel use by up to 5 percent, depending on the application.

Implement and Steering Controls

Ergonomically designed for ease of operation



Steering and Transmission Control

The D6T utilizes electro-hydraulic differential steering. This steering method controls the direction and degree of turns, forward-reverse shifting, and gear selection in a single control handle, all enhancing operator comfort. A new control handle is ergonomically designed to reduce operator fatigue. The new thumb roller on the steering control shifts the electronically controlled powershift transmission, while the FNR switch controls the machine travel direction. The tiller allows the operator to work precisely in close areas – around structures, grade stakes and other machines.



Dozer and Rear Attachment Control Levers

The D6T features ergonomically designed implement controls with low effort, electro-hydraulic controls for added operator comfort, easy operation and precise work tool control. Electro-hydraulic controls are now standard on the D6T, simplifying installation of an AccuGrade™ system. When equipped with a VPAT blade, the lever allows six-way control of the blade and the thumb rocker adjusts blade angle.

Throttle Rocker Switch

One touch of the throttle rocker switch automatically adjusts engine speed to high or low idle. A new feature allows the operator to press and hold until desired engine speed is attained, then release for the machine to maintain the new chosen speed.

Implement/Work Tool Lock-Out Switch

Lock-out feature prevents inadvertent operation of hydraulic work tool attachments.

Auto-Shift/Auto-Kickdown

Operators can pre-select a forward and reverse speed setting for easy, efficient directional changes. Auto-shift settings include first forward to second reverse and second forward to second reverse. Auto-kickdown allows the transmission to automatically downshift when significant load increases are detected.



Instrument Panel and Cat Monitoring System

The D6T features a new in-dash display with new functionalities. The advanced monitoring system tracks the machine operating conditions in real time. The monitoring system display is illuminated for excellent visibility in low light and is glare resistant for easier viewing in bright light. It also includes controls for brightness and contrast.



Integrated Technologies

Solutions to make work easier and more efficient

Grade Control Ready

The D6T comes standard from the factory Grade Control Ready (GCR) including deeply integrated harnesses incorporated into the machine during assembly. This integration allows for an easy dealer installed AccuGrade Ready Option (ARO) and AccuGrade machine control and guidance system later as business requirements change, or for improved resale value. The machine dashboard also includes space to install an AccuGrade display.

AccuGrade Ready Option

The D6T can be ordered from the factory with optional brackets and hardware installed, making the tractor ready to plug in the dealer installed AccuGrade machine control and guidance system. The factory installed ARO simplifies the dealer installation of the AccuGrade components and integration into the machine helps protect components to enhance system robustness.

AccuGrade

AccuGrade is a dealer installed machine control and guidance system which enables operators to cut and fill to grade with increased accuracy, minimizing the need for traditional stakes and grade checkers.

AccuGrade uses advanced Laser, Global Navigation Satellite System (GNSS) and/or Universal Tracking Station (UTS) technology, machine-mounted components and off-board hardware. This state-of-the-art machine control system provides precise elevation information on an in-cab display to achieve accurate blade positioning. By displaying real-time cut/fill information in the cab, operators can improve their efficiency and get to grade faster with fewer passes than ever before. The AccuGrade System significantly improves the productivity and accuracy of grading equipment – by as much as 50 percent over conventional methods.

Cat Product Link

Remote monitoring with Product Link improves overall fleet-management effectiveness. Product Link is deeply integrated into machine systems. Events and diagnostic codes, as well as hours, fuel, idle time and other detailed information are transmitted to a secure web based application, VisionLink™. VisionLink includes powerful tools to convey information to users and dealers, including mapping, working and idle time, fuel level and more.

Cooling System

Durable and efficient



The engine radiator, Air To Air After Cooler (ATAAC), and hydraulic oil cooler are packaged in a single plane. Aluminum bar plate construction provides durability and allows for higher heat transfer and superior corrosion resistance. The standard cores feature 12 fins every 51 mm to allow debris to pass through and reduce plugging concerns.

In cooler conditions, a new hydraulically driven demand fan reduces speed to conserve power, save fuel, and decrease sound levels.

An optional reversing fan attachment changes the fan rotation while the machine is backing up or stationary. This attachment includes access slots in the side of the radiator guard for cleaning access. The air conditioner is mounted on the ROPS for optimum fan purging and ambient capability.

Undercarriage

Engineered for performance

The D6T features the Caterpillar elevated sprocket design that isolates final drives, axles, and steering components from harsh impacts. The modular design aids serviceability to help reduce maintenance costs. A variety of undercarriage configurations and track shoe designs help optimize performance and undercarriage life.

SystemOne™ Undercarriage


SystemOne can help reduce total undercarriage owning and operating costs in many applications. Lifetime sealed and lubricated cartridges eliminate bushing turns and sprockets require no replacement during the life of the chain. All SystemOne undercarriage components are designed to work and wear as a system for longer track life.

Heavy Duty Undercarriage (optional)

Heavy duty undercarriage is well-suited to aggressive applications like land clearing, side-slopes, or working in rocky or uneven terrain. Components are designed for extended wear life in abrasive conditions and high impact applications.

Fine Grading (optional)

A version combining LGP rollerframe length with XL shoes is available for finish grading applications.





Work Tools

Equipped for the job

L-Shaped Push Arms

L-shaped push arms bring the blade closer to the machine than diagonal brace designs, providing excellent maneuverability, balance, and blade penetration. This design provides solid lateral stability and better cylinder positions for constant pryout capability independent of blade height.

Load Sensing Hydraulics

Field-proven, load-sensing hydraulics respond to operating requirements by automatically and continually adjusting hydraulic power to maximize work tool efficiency.

Cat Blades

Semi-Universal, Straight, and Angle Blade designs feature a strong box-section to stand up to the most severe applications. Heavy moldboard construction and hardened bolt-on cutting edges and end bits add strength and durability.

Variable Pitch Angle Tilt (VPAT) Blade

A Variable Pitch Angle Tilt (VPAT) blade on the D6T allows the operator to hydraulically adjust the blade lift, angle, and tilt simultaneously, using the ergonomically designed blade control. The operator also has the ability to manually adjust the blade pitch. The versatility of the VPAT blade gives the D6T the ability to take on a variety of applications and varying material conditions, such as finish grading, spreading material, side casting, V-ditching, and backfilling. VPAT blades are wider for more capacity and the ability to achieve full track coverage in one pass. VPAT blades can also be angled for ease of shipping.

Rear Implements

Versatility and balance



Multi-Shank Ripper

The multi-shank parallelogram style ripper is offered with three shanks. Curved or straight ripper shanks are available.

Winch

A single lever control actuates both clutch and brake functions to help improve operator efficiency. See your Cat dealer for available winch options.

Rear Counterweight

Optimize balance for backing up steep slopes or increasing performance in heavy dozing applications. Rear counterweights are recommended if another rear attachment is not specified, and are required with VPAT blades.

Drawbar

The D6T can be equipped with a drawbar for retrieving other equipment or pulling work tools such as disks, compactors, or chopper wheels.

Sustainability

Thinking generations ahead

The Cat D6T is designed to benefit your business, and reduce emissions.

- Meets EU Stage IIIB emission standards.
- Fuel efficient engine, and features like Eco Reverse and a hydraulic demand fan, helps decrease overall fuel consumption.
- Technologies like AccuGrade and Product Link help improve overall efficiency, saving fuel and fluids, as well as wear and tear on equipment.
- New grab handles, steps, lighting packages and a ground level service center help enhance job site safety.
- Major components are built to be rebuilt, eliminating waste and saving customers money by giving the machine and/or major components a second – and even third – life.



Serviceability and Customer Support

When uptime counts

Enclosures and Guarding

Several key engine enclosure panels are hinged or feature tool-less removal for easy access during inspection or service work. Larger side engine enclosures provide direct access to the back side of the cooling package for inspection and cleaning. Heavy duty radiator grill doors are now standard and maintain their robust bolt-on, hinged design for easy access to the fan and the front side of the cooling package.

Ground Level Service Center

The new ground level service center is accessible on the left hand fender without setting foot on the machine, giving easy access to the battery disconnect and secondary engine shutdown switches. Optional access light switch, digital hour meter and jacket water heater plug are also available.

Access/Egress

Newly designed steps and handles make climbing on and off the tractor easier than ever. An access light switch is included with optional light packages that turns on the cab-mounted exterior light for night time visibility when mounting/dismounting the machine.

An Operator Presence Detection system allows the machine to idle when an operator is not in the seat. The system locks out the powertrain so any unintentional movements during ingress or egress will not physically move the machine.

Fast Fill and Refueling Pump Options

The optional electrical refueling pump is designed to make “in the field” refueling safer and faster. It includes an auto shut-off feature to stop refueling when needed. The pump allows fast refueling at 50 liters per min (13 gpm).

It is located at ground level for ease of access and serviceability. The refueling pump is designed to fit entirely in an enclosed compartment. (Not available in every territory).

Renowned Cat Dealer Support

From helping you choose the right machine to knowledgeable ongoing support, Cat dealers provide the best in sales and service. Manage costs with preventive maintenance programs like Custom Track Service, Scheduled Oil Sampling (S·O·SSM) analysis, and guaranteed maintenance contracts. Stay productive with best-in-class parts availability. Cat dealers can even help you with operator training to help boost your profits.

And when it's time for machine replacement, your Cat dealer can help you save even more with Genuine Cat Remanufactured parts. Receive the same warranty and reliability as new products at cost savings of 40 to 70 percent for powertrain and hydraulic components.



D6T Specifications

Engine		
Engine Model	Cat® C9.3 ACERT™	
Emissions	U.S. EPA Tier 4 Interim / EU Stage IIIB	
Gross Power – SAE J1995	171 kW	229 hp
Engine Power – ISO 14396	169 kW	227 hp
Engine Power – ISO 14396 (DIN)		230 hp
Net Power – SAE J1349	153 kW	205 hp
Net Power – ISO 9249	153 kW	205 hp
Net Power – ISO 9249 (DIN)		208 hp
Net Power – 80/1269/EEC	153 kW	205 hp
Bore	115 mm	4.5 in
Stroke	149 mm	5.9 in
Displacement	9.3 L	567 in ³

- Engine ratings apply at 1,850 rpm.
- Net power advertised is the power available at the engine flywheel when the engine is equipped with a fan at maximum speed, air cleaner, Cat Clean Emission Module and alternator.
- No deratings required up to 2286 m (7,500 ft) altitude, beyond 2286 m (7,500 ft) automatic derating occurs.
- Engine constant net strategy

Transmission		
1.5 Forward	3.8 kph	2.3 mph
2.0 Forward	5.1 kph	3.2 mph
2.5 Forward	6.6 kph	4.1 mph
3.0 Forward	8.5 kph	5.3 mph
3.5 Forward	11.4 kph	7.1 mph
1.5 Reverse	4.8 kph	3.0 mph
2.0 Reverse	6.6 kph	4.1 mph
2.5 Reverse	8.4 kph	5.2 mph
3.0 Reverse	8.5 kph	5.3 mph
3.5 Reverse	14.6 kph	9.0 mph
Drawbar Pull:		
1.5 Forward	355.5 kN	79,910 lb
2.0 Forward	206.4 kN	46,410 lb
2.5 Forward	206.4 kN	46,410 lb
3.0 Forward	113 kN	25,360 lb
3.5 Forward	113 kN	25,360 lb

Undercarriage		
Shoe Type	Moderate Service	
Width of Shoe:		
XL/XL VPAT	560 mm	22 in
XW	760 mm	30 in
XW VPAT	710 mm	28 in
LGP	915 mm	36 in
LGP VPAT	790 mm	31 in
Shoes/Side:		
XL/XW	41	
LGP	45	
Grouser Height	65 mm	2.6 in
Pitch	203 mm	8.0 in
Ground Clearance	384 mm	15.0 in
Track Gauge:		
XL	1880 mm	74 in
XL VPAT	2134 mm	84 in
XW	2032 mm	80 in
XW VPAT/LGP/ LGP VPAT	2286 mm	90 in
Track on Ground:		
XL/XW	2840 mm	112 in
LGP	3250 mm	128 in
Ground Contact Area:		
XL	3.18 m ²	4,929 in ²
XW	4.31 m ²	6,680 in ²
LGP	5.95 m ²	9,223 in ²
XL VPAT	3.18 m ²	4,929 in ²
XW VPAT	4.03 m ²	6,246 in ²
LGP VPAT	5.10 m ²	7,905 in ²
Ground Pressure:		
XL	57.2 kPa	8.3 psi
XW	43.9 kPa	6.4 psi
LGP	33.5 kPa	4.86 psi
XL VPAT	64.7 kPa	9.4 psi
XW VPAT	52.0 kPa	7.5 psi
LGP VPAT	42.8 kPa	6.2 psi
Carrier Rollers/Side	1	
Track Rollers/Side		
XL/XW	7	
LGP	8	
Oscillation at Front Idler:		
XL/XL VPAT/ XW VPAT	103 mm	4.0 in
XW	100 mm	3.9 in
LGP/LGP VPAT	117 mm	4.6 in
Fine Grading AR	n/a	n/a

- All dimensions above with SystemOne undercarriage.

Service Refill Capacities		
Fuel Tank	425.0 L	112.0 gal
Cooling System	64.4 L	17.0 gal
Engine Crankcase	24.6 L	6.5 gal
Powertrain	148.0 L	39.1 gal
Final Drives (each)	13.5 L	3.6 gal
Roller Frames (each)	25.0 L	6.6 gal
Pivot Shaft Compartment	5.0 L	1.3 gal
Hydraulic Tank	65.5 L	17.3 gal

Hydraulic Controls – Maximum Operating Pressure		
Bulldozer – Lift:		
Non-VPAT	19 300 kPa	2,800 psi
VPAT	21 550 kPa	3,125 psi
Bulldozer – Tilt:		
Non-VPAT	19 300 kPa	2,800 psi
VPAT	21 550 kPa	3,125 psi
Bulldozer – Angle:		
VPAT	21 550 kPa	3,125 psi
Ripper – Lift:		
Non-VPAT	19 300 kPa	2,800 psi
VPAT	21 550 kPa	3,125 psi
Steering	40 000 kPa	5,800 psi

Hydraulic Controls – Pump

Type		
RPM at Rated Engine Speed:		
Fan	2,135 rpm	
Implement	2,135 rpm	
Steering	2,854 rpm	
Pump Output:		
Fan	93 L/min	25 gal/min
Implement	205 L/min	54 gal/min
Steering	195 L/min	52 gal/min
Lift Cylinder Flow	190 L/min	50 gal/min
Tilt Cylinder Flow	110 L/min	29 gal/min
Ripper Cylinder Flow	190 L/min	50 gal/min
Angle Cylinder Flow – VPAT	170 L/min	45 gal/min

Hydraulic Controls – Main Relief Valve

Pressure Setting – Implement:		
Non-VPAT	21 700 kPa	3,150 psi
VPAT	24 400 kPa	3,540 psi

Winch

Winch Model	PA56	
Weight	1203 kg	2,652 lb
Oil Capacity	67 L	17.8 gal
Winch and Bracket Length	1214 mm	47.8 in
Winch Case:		
Length	902 mm	35.5 in
Width	872 mm	34.3 in
Increased Tractor Length:		
XL/XW	516 mm	20.4 in
LGP	365 mm	14.4 in
Drum Diameter	254 mm	10.0 in
Drum Width	315 mm	12.4 in
Flange Diameter	505 mm	19.9 in
Drum Capacity:		
22 mm (0.88 in)	85 m	281 ft
25 mm (1.0 in)	66 m	218 ft
Winch Drive	Mechanical	
Control	Electric	
Overall Width	975 mm	38.4 in
Rope Diameter (recommended)	22 mm	0.88 in
Cable Ferrule Size (O.D. × Length)	54 mm × 67 mm	2.1 in × 2.6 in
Maximum Bare Drum:		
Line Pull	40 700 kg	89,800 lb
Line Speed	39.6 m/min	130 ft/min
Maximum Full Drum:		
Line Pull	34 600 kg	76,300 lb
Line Speed	68.3 m/min	224 ft/min

Blades

Capacity:		
XL SU-Blade	5.31 m ³	6.94 yd ³
XL SU Narrow-Blade*	4.95 m ³	6.47 yd ³
XL A-Blade	3.93 m ³	5.14 yd ³
XL VPAT-Blade	4.73 m ³	6.19 yd ³
XW SU-Blade	5.05 m ³	6.60 yd ³
XW A-Blade	4.30 m ³	5.63 yd ³
XW VPAT-Blade	5.08 m ³	6.65 yd ³
LGP S-Blade	3.70 m ³	4.83 yd ³
LGP A-Blade	5.22 m ³	6.82 yd ³
LGP VPAT-Blade	4.20 m ³	5.50 yd ³
Width:		
XL SU-Blade	3260 mm	10.7 ft
XL SU Narrow-Blade*	2990 mm	9.8 ft
XL A-Blade	4160 mm	13.7 ft
XL VPAT-Blade	3880 mm	12.8 ft
XW SU-Blade	3560 mm	11.7 ft
XW A-Blade	4500 mm	14.8 ft
XW VPAT-Blade	4160 mm	13.7 ft
LGP S-Blade	4040 mm	13.3 ft
LGP A-Blade	5070 mm	16.7 ft
LGP VPAT-Blade	4160 mm	13.7 ft

* For Europe only.

Ripper

Type	Fixed Parallelogram	
Ramp Angle	26 degrees	
Pocket Spacing	1000 mm	39.4 in
Shank Gauge	2000 mm	78.8 in
Shank Section	74 mm × 175 mm	2.9 in × 6.9 in
Number of Pockets	3	
Overall Beam Width	2202 mm	87 in
Beam Cross Section	219 × 254 mm	8.8 × 10 in
Maximum Clearance Raised (under tip, pinned in bottom hole)	514 mm	20.2 in
Maximum Penetration	457 mm	18.0 in
Maximum Penetration Force	6603 kg	14,557 lb
Pryout Force	9134 kg	20,137 lb
Weight:		
With One Shank	1634 kg	3,606 lb
Each Additional Shank	74 kg	163 lb

D6T Specifications

Weights

Operating Weight:

XL A	21 148 kg	46,623 lb
XL SU	20 937 kg	46,158 lb
XL VPAT	23 663 kg	52,168 lb
XW A	22 068 kg	48,652 lb
XW SU	21 789 kg	48,036 lb
XW VPAT	24 112 kg	53,158 lb
LGP S	22 448 kg	49,489 lb
LGP A	23 482 kg	51,769 lb
LGP VPAT	24 569 kg	54,165 lb

Shipping Weight:

XL A	17 738 kg	39,106 lb
XL SU	17 738 kg	39,106 lb
XL VPAT	20 385 kg	44,941 lb
XW A	18 564 kg	40,927 lb
XW SU	18 564 kg	40,927 lb
XW VPAT	20 793 kg	45,841 lb
LGP S	19 527 kg	43,050 lb
LGP A	19 527 kg	43,050 lb
LGP VPAT	21 264 kg	46,879 lb

- Operating weight includes blade, lubricants, coolant, full fuel tank, standard track, ROPS/FOPS cab, drawbar and operator.
- Shipping weight includes blade lift cylinders, lubricants, coolant, ROPS/FOPS cab, standard track and 10% fuel.

Standards

ROPS/FOPS	ROPS meets criteria ISO 3471:2008/ FOPS meets ISO 3449:2005 Level II.
Brakes	Brakes meet the International Standard ISO 1065:2008.
Cab	Meets appropriate standards as listed below.

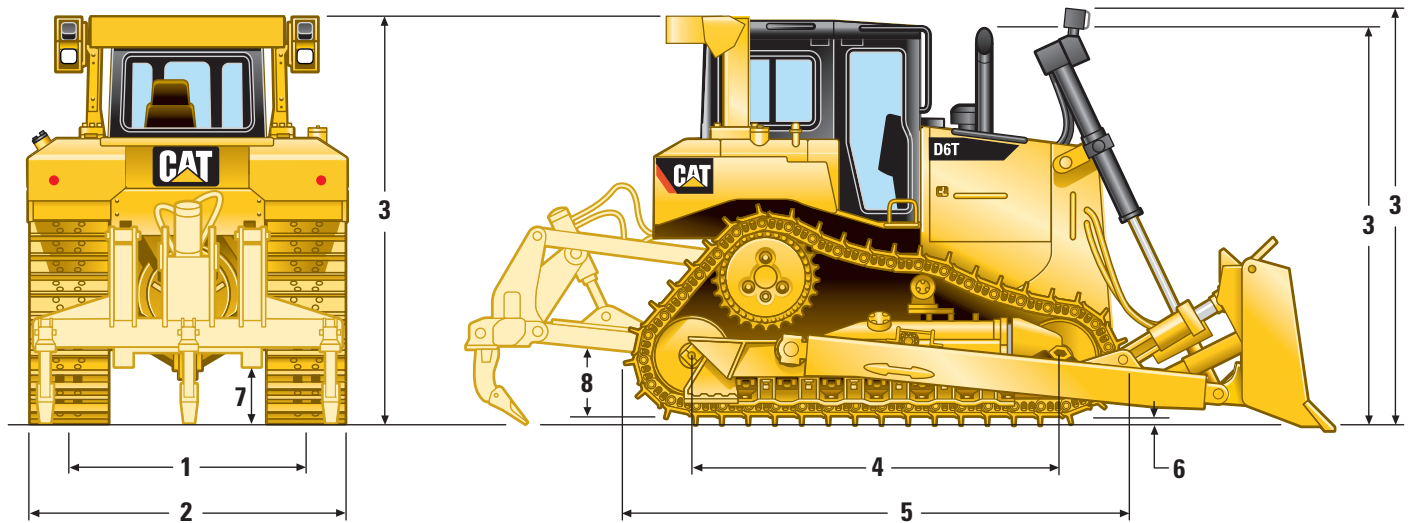
- The operator sound exposure Leq (equivalent sound pressure) measured according to the dynamic conditions in ISO 6396 is 79 dB(A) for a cab offered by Caterpillar when properly installed and maintained and with doors and windows closed when tested.
- Hearing protection may be needed when operating with an open operator station and cab (when not properly maintained or doors/windows open) for extended periods or in noisy environment.
- The exterior sound pressure level for a standard machine was measured according to the dynamic conditions in ISO 6395. On this machine equipped with a carrier roller, the sound level is 115 dB(A).

Drive Train

Type	Mechanical
------	------------

Dimensions

All dimensions are approximate.



	XL	XL VPAT	XL Fine Grading*
1 Track gauge	1880 mm	2134 mm	1880 mm
2 Width of tractor			
Over trunnions	2640 mm	—	2640 mm
Without trunnions (std. track)	2440 mm	2692 mm	—
3 Machine height from tip of grouser:			
Stack	3126 mm	3126 mm	3193 mm
ROPS	3169 mm	3169 mm	3245 mm
Premium Light Package	3310 mm	3310 mm	3310 mm
4 Length of track on ground	2840 mm	2840 mm	3275 mm
5 Length of basic tractor	3860 mm	3860 mm	4247 mm
With following attachments add:			
Drawbar	182 mm	182 mm	251 mm
Ripper Multi-Shank (tip at ground line)	1370 mm	1370 mm	—
Winch	517 mm	517 mm	—
S Blade	—	—	—
SU Blade + SU Blade Narrow (Europe only)	1271 mm	—	1273 mm
A Blade	1341 mm	—	—
VPAT Blade	—	1504 mm	—
6 Height of grouser	65 mm	65 mm	65 mm
7 Ground clearance	384 mm	384 mm	433 mm
Track pitch	203 mm	203 mm	203 mm
Number of shoes per side	41	41	45
Number of rollers per side	7	7	8
Standard shoe	560 mm	560 mm	610 mm
Ground contact area (std. track)	3.18 m ²	3.18 m ²	4.00 m ²
Ground pressure**	57.2 kPa	64.7 kPa	55 kPa
8 Drawbar height	576 mm	576 mm	626 mm
From ground face of shoe	511 mm	511 mm	561 mm

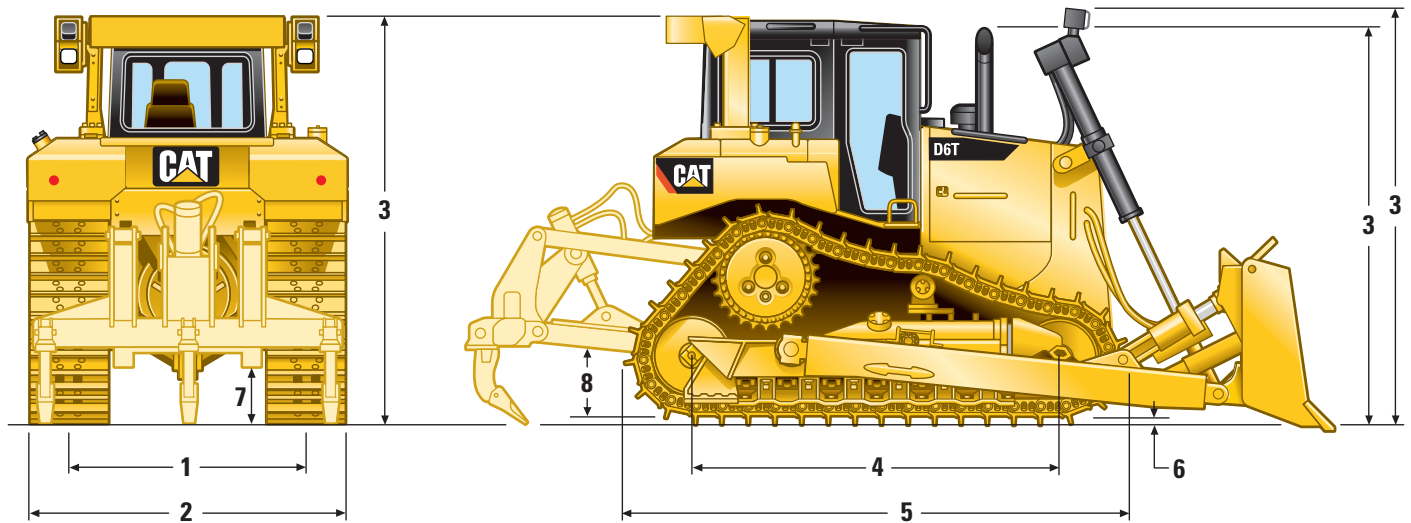
* With 610 mm shoes and SU blade.

** XL and XW with SU blade, LGP with S blade with no rear attachments unless otherwise specified and calculated per ISO 16754.

D6T Specifications

Dimensions

All dimensions are approximate.



	XW	XW VPAT	LGP	LGP VPAT
1 Track gauge	2032 mm	2286 mm	2286 mm	2286 mm
2 Width of tractor				
Over trunnions	2950 mm	—	3480 mm	—
Without trunnions (std. track)	2794 mm	2997 mm	3193 mm	3150 mm
3 Machine height from tip of grouser:				
Stack	3126 mm	3126 mm	3176 mm	3176 mm
ROPS	3169 mm	3169 mm	3219 mm	3219 mm
Premium Light Package	3310 mm	3310 mm	3360 mm	3360 mm
4 Length of track on ground	2840 mm	2840 mm	3250 mm	3250 mm
5 Length of basic tractor	3860 mm	3860 mm	4247 mm	4247 mm
With following attachments add:				
Drawbar	182 mm	182 mm	216 mm	216 mm
Ripper Multi-Shank (tip at ground line)	1370 mm	1370 mm	1370 mm	1370 mm
Winch	517 mm	517 mm	397 mm	397 mm
S Blade	—	—	1168 mm	—
SU Blade + SU Blade Narrow (Europe only)	1271 mm	—	—	—
A Blade	1405 mm	—	1475 mm	—
VPAT Blade	—	1504 mm	—	1412 mm
6 Height of grouser	65 mm	65 mm	65 mm	65 mm
7 Ground clearance	384 mm	384 mm	434 mm	434 mm
Track pitch	203 mm	203 mm	203 mm	203 mm
Number of shoes per side	41	41	45	45
Number of rollers per side	7	7	8	8
Standard shoe	760 mm	710 mm	915 mm	785 mm
Ground contact area (std. track)	4.31 m ²	4.03 m ²	5.95 m ²	5.10 m ²
Ground pressure*	43.9 kPa	52.0 kPa	33.5 kPa	42.8 kPa
8 Drawbar height	576 mm	576 mm	626 mm	626 mm
From ground face of shoe	511 mm	511 mm	561 mm	561 mm

* XL and XW with SU blade, LGP with S blade with no rear attachments unless otherwise specified and calculated per ISO 16754.

Standard equipment may vary. Consult your Cat dealer for details.

POWERTRAIN

- C9.3 ACERT diesel engine
 - Meets EPA/ARB Tier 4 Interim and EU Stage IIIB emission standards
- Air cleaner, precleaner
 - with strata tube dust ejector
- Air filter with Electronic Service Ind.
- Aftercooler, Air to Air (ATAAC)
- Coolant, extended life
- Fan, sucker, hydraulic
- Final drives, three planet single reduction planetary
- Fuel priming pump, electric
- Parking brake, electronic
- Prescreener
- Radiator, aluminum bar plate
- Shift management
 - automatic directional and downshift
 - controlled throttle, load compensated
- Starting aid, ether, automatic
- Torque divider
- Transmission, electronically controlled powershift 3F/3R speeds
- Turbocharger
- Water separator

UNDERCARRIAGE

- SystemOne
- Carrier rollers
- Clamp master link
- Equalizer bar, heavy duty
- Guards, end track guiding
- Idlers, center tread, lifetime lubricated
- Rollers, lifetime lubricated track
- Track roller frames, tubular
- Track adjusters, hydraulic
- Sprocket rim segments, replaceable

ELECTRICAL

- Alarm, backup
- Alternator, 95 amp, brushless
- Batteries, 2 maintenance free 12V (24V system), heavy duty
- Converter, two 10 amp 12V outlets
- Connector, diagnostic
- Electric start, 24V
- Horn, forward warning

OPERATOR ENVIRONMENT

- Air conditioner, underhood
- Armrest, adjustable
- Cab, ROPS/FOPS, sound suppressed
- Decelerator pedal
- Electro-hydraulics implement and steering controls
- Five gauge cluster (engine coolant, powertrain oil, hydraulic oil, fuel level and engine RPM display/gear display)
- Foot pads, dash
- Heater
- Hour meter, electronic
- Mirror, rearview
- Multi Velocity Program (MVP), 5-speed includes Eco Reverse
- Radio ready
- Seat, adjustable contour suspension
- Seatbelt, retractable 76 mm (3 in)
- Throttle switch, electronic
- Wipers, intermittent

OTHER STANDARD EQUIPMENT

- CD ROM parts book
- Engine enclosures, perforated
- Front pull device
- Guards, hinged bottom
- Ground level service center with remote electrical disconnect and secondary shutdown switch
- Hood, perforated
- Hydraulics, independent steering and work tool and fan pumps
- Hydraulics, load sensing, dozer lift and tilt
- Oil cooler, hydraulic
- Product Link ready
- Radiator doors, louvered, hinged
- S·O·SSM sampling ports
- Vandalism protection allowance for fluid compartments and battery box

D6T Optional Equipment

Optional equipment may vary. Consult your Cat dealer for details.

POWERTRAIN

- Drains, ecology, powertrain
- Fan, auto reversing
- Oil change system, powertrain
- Fuel system, fast fill
- Precleaner turbine with screen
- Thermal shield including insulated CEM

UNDERCARRIAGE

- Heavy duty undercarriage arrangements
 - XL machines
 - XW machines
 - LGP machines
 - XL VPAT machines
 - XW VPAT machines
 - LGP VPAT machines
- Track Pairs (XL VPAT Roller Frame, 41 Section)
 - Extreme Service (SystemOne) 560 mm
- Track Pairs (XL Non-VPAT Roller Frame, 41 Section)
 - Moderate Service (SystemOne) 610 mm
 - Moderate Service (HD) 610 mm
 - Moderate Service (HD) 560 mm
 - Extreme Service (HD) 610 mm, Trapezoidal
- Track Pairs (XW Non VPAT Roller Frame, 41 Section)
 - Extreme Service (HD) 760 mm
 - Extreme Service (SystemOne) 760 mm, Center Hole
 - Extreme Service SystemOne 710 mm
- Track Pairs (LGP VPAT Roller Frame, 45 Section)
 - Moderate Service (HD) 790 mm, Offset
 - Moderate Service (HD) 915 mm
 - Extreme Service (HD) 760 mm
 - Extreme Service (SystemOne) 915 mm
- Track Pairs (LGP Non VPAT Roller Frame, 45 Section)
 - Extreme Service (HD) 915 mm, Trapezoidal
 - Extreme Service (HD) 760 mm
- Track Pairs (XL Fine Grading)
 - Moderate Service (SystemOne) 610 mm

HYDRAULICS

- Control arrangement – ripper (NON-VPAT)
- Control arrangement – ripper (VPAT)
- Control arrangement – winch
- Control arrangement – ripper/winch
- Control arrangement – hydraulic implement towing

STARTERS, BATTERIES AND ALTERNATORS

- Alternator, 150 amp
- Alternator, 150 amp, ducted
- Heater, engine coolant, 120V
- Starter, heavy duty

ELECTRICAL

- Lights 6, basic
- Lights 10, premium

OPERATOR ENVIRONMENT

- Air conditioner, ROPS mounted
- Camera, rear vision
- Handles, heavy duty
- Handles, heavy duty VPAT

TECHNOLOGY PRODUCTS

- AccuGrade Ready, cab

GUARDS

- Guard, rear tractor
- Guard, final drive, clamshell
- Guard, final drive seals
- Guard, idler seals
- Heavy duty guard package
- Hitch, front
- Screen, rear cab
- Sweeps package
- Towing device, pull-hook

TRACK GUIDING GUARD ARRANGEMENTS (SystemOne)

- Guide, track, moderate service
- Guide/guard, track, full length

OTHER ATTACHMENTS

- Counterweights and drawbars
- Counterweight, rear
- Counterweight, rear slab
- Counterweight, additional
- Drawbar, rigid short
- Drawbar, rigid long
- Refueling pump

WINCH ARRANGEMENTS

- PA56 winch package, standard speed
- PA56 winch package, slow speed
- Fairlead, 3 rollers
- Fourth roller

BLADES

- VPAT XL Bulldozer
- VPAT XW Bulldozer
- VPAT LGP Bulldozer
- 6SU XL
- 6 SU XL Narrow (Not available in all territories)
- 6SU XL, Landfill
- 6SU XW
- 6SU XW, Landfill
- 6A XL
- 6A XW
- 6A LGP
- 6S LGP
- 6S LGP, Landfill

GROUND ENGAGING TOOLS

- Ripper, multi-shank
- Tooth, multi-shank ripper

MISCELLANEOUS

- Seal group
- Seal group – VPAT

D6T Track-Type Tractor

For more complete information on Cat products, dealer services, and industry solutions, visit us on the web at www.cat.com

© 2011 Caterpillar Inc.
All rights reserved

Materials and specifications are subject to change without notice. Featured machines in photos may include additional equipment. See your Cat dealer for available options.

CAT, CATERPILLAR, SAFETY.CAT.COM, their respective logos, "Caterpillar Yellow" and the "Power Edge" trade dress, as well as corporate and product identity used herein, are trademarks of Caterpillar and may not be used without permission.

AEHQ6366 (09-2011)
(Europe and Countries Applying
EU Emissions Regulations)

