

Spelling Contracts

For the past three and a half years I have used spelling contracts in my classroom. This idea was first suggested to me by Nancy Greenwald, a retired teacher and friend. She provided me with many of the worksheets. Over time the spelling contracts have changed and other options have been added. Some suggestions came from my students. The students have enjoyed having the freedom of their choosing their spelling assignments. The ITBS scores for my third and fourth graders showed significant improvement after using the contracts for only one year.

I have two different spelling contract sheets that I have used. This sheet also serves as a place for me to record their grades for the activities. Below is an explanation of how I used each.

1. **Original spelling contract worksheet:** When I used this contract their spelling contract folder also contained a laminated copy of their **assignment list**. The assignment list gives them all the possible ways they could practice their spelling words. Each assignment was given a point value based on its difficulty and the length of time it took to complete. Students needed to choose assignments whose value would add up to 100 points. Some chose to do the assignments with the higher point values and did fewer assignments. Others chose to do the assignments with the lower point values and did many more assignments. This made the grading of their contracts take much longer.
2. Due to the amount of time it took to grade the first contracts, I developed another way. We used this contract for the fourth quarter of this school year. For the **new contract sheets**, I looked at Gardner's Multiple Intelligences and divided the assignments into the various intelligences. If an activity didn't really fit one category, I put it where it fit best to me. This was then organized into a table (Spelling Contract Sheet Options A, B & C). The students chose one item from each row of the table, and then chose two assignments from anywhere on the table. The grading time was much less with this contract, and the students still have the ability to choose how to practice their spelling words. Copies of worksheets and photos of several activities are included below.

My students receive their blue spelling contract folder on Monday. (I use plastic, two-pocket folders because they last the whole school year; it is on their school supply list.) The folder contains the spelling contract sheet and their spelling list for the week. A friend and I entered all of the Pathways spelling lists on my site on SpellingCity.com. I print their spelling list from that website. Contracts could be used with any spelling word lists other than Pathways too.

There are a few activities that I require each week:

- On Monday night they have to write each of the words they missed on their pretest five times.
- On Tuesday night they have to use each of their spelling words in a written sentence.
- On Wednesday and Thursday they are supposed to practice for their spelling test on Friday.

Contract options and activity worksheets are included below. Photos illustrate some activities and organization of materials.

Jamie Dueck, Adventist Teacher, K-4
Greater New Orleans Christian Academy
ArkLa Conference, North American Division

Name: _____

Week of: _____

Original Spelling Contract

Choose assignments that add up to 100 points. Your contract is due on Friday.

Day of the Week	Assignment(s)	Total Points for the Day	Assignment Score(s)
Monday	_____ pts. _____ pts.		_____ _____
Tuesday	_____ pts. _____ pts. Homework: Sentences (1 per word) 20 pts.		_____ _____ _____
Wednesday	_____ pts. _____ pts. _____ pts.		_____ _____ _____
Thursday	_____ pts. _____ pts. _____ pts.		_____ _____ _____
Friday	_____ pts. _____ pts.		_____ _____

Name: _____

Week of: _____

Spelling Contract A

Directions: Color one box in each row. Then choose two more from any row and color in the boxes. Complete these assignments by Friday.

Vowel Find	Consonant Find	Story	Word Search	Definitions	Score(s):
ABC Order	Code	Math Facts	Money	Words in Words	Score(s):
Colored Chalk	Magnetic Letters	Play-Doh	Shaving Cream	Jumping Jacks	Score(s):
Crossword	Pictures of Words	Cut and Paste	Rainbow Words	Spelling City	Score(s):

Pretest Score: _____ 5x Each Score: _____ Sentences Score: _____

Final Test Score: _____ Spelling Contract Score: _____

Name: _____

Week of: _____

Spelling Contract B

Directions: Color one box in each row. Then choose two more from any row and color in the boxes. Complete these assignments by Friday.

Vowel & Consonant Find	Pocket Sort	Story	Word Search	Definitions	Score(s):
ABC Order	Code	Math Facts	Money	Words in Word	Score(s):
Colored Chalk	Magnetic Letters	Play-Doh	Shaving Cream	Jumping Jacks	Score(s):
Crossword	Pictures of Words	Cut and Paste	Rainbow Words	Spelling City	Score(s):

Pretest Score: _____ 5x Each Score: _____ Sentences Score: _____

Final Test Score: _____ Spelling Contract Score: _____

Name: _____

Week of: _____

Spelling Contract C

Directions: Color one box in each row. Then choose two more from any row and color in the box. Complete these assignments by Friday.

Vowel Find	Consonant Find	ABC Stamps	Word Search	Definitions	Score(s):
ABC Order	Code	Math Facts	Money	Words in Words	Score(s):
Colored Chalk	Magnetic Letters	Play-Doh	Benderoos	Jumping Jacks	Score(s):
Crossword	Pictures of Words	Cut and Paste	Rainbow Words	Spelling City	Score(s):

Pretest Score: _____ 5x Each Score: _____ Sentences Score: _____

Final Test Score: _____ Spelling Contract Score: _____

Name _____

Date _____

Consonant Find

Directions: Write each of your spelling words. Then circle all the consonants.

1. _____

2. _____

3. _____

4. _____

5. _____

6. _____

7. _____

8. _____

9. _____

10. _____

11. _____

12. _____

13. _____

14. _____

15. _____

Name _____

Date _____

Spelling Money

Write your spelling words. Then see how much money they are worth by using the alphabet below.

A 4¢	B 5¢	C 2¢	D 3¢	E 4¢	F 6¢	G 9¢	H 1¢	I 7¢	J 10¢	K 8¢	L 2¢	M 5¢
N 6¢	O 8¢	P 7¢	Q 0¢	R 2¢	S 5¢	T 1¢	U 10¢	V 25¢	W 3¢	X 11¢	Y 6¢	Z 50¢

Example: find $6¢ + 7¢ + 6¢ + 3¢ = 22¢$

1. _____ = _____

2. _____ = _____

3. _____ = _____

4. _____ = _____

5. _____ = _____

6. _____ = _____

7. _____ = _____

8. _____ = _____

9. _____ = _____

10. _____ = _____

11. _____ = _____

12. _____ = _____

13. _____ = _____

14. _____ = _____

15. _____ = _____

Name _____

Date _____

Spelling: + Math Facts

Directions: Write each spelling word. On the next blank write the number of letters in the word. Then add that number to the number your teacher gives you.

Example: find 4 + 2 = 6

1. _____ + _____ = _____
2. _____ + _____ = _____
3. _____ + _____ = _____
4. _____ + _____ = _____
5. _____ + _____ = _____
6. _____ + _____ = _____
7. _____ + _____ = _____
8. _____ + _____ = _____
9. _____ + _____ = _____
10. _____ + _____ = _____
11. _____ + _____ = _____
12. _____ + _____ = _____
13. _____ + _____ = _____
14. _____ + _____ = _____
15. _____ + _____ = _____

Name _____

Date _____

Spelling: x Math Facts

Directions: Write each spelling word. On the next blank write the number of letters in the word. Then multiply that number by the number your teacher gives you.

Example: neighbor 8 x 3 = 24

1. _____ x _____ = _____
2. _____ x _____ = _____
3. _____ x _____ = _____
4. _____ x _____ = _____
5. _____ x _____ = _____
6. _____ x _____ = _____
7. _____ x _____ = _____
8. _____ x _____ = _____
9. _____ x _____ = _____
10. _____ x _____ = _____
11. _____ x _____ = _____
12. _____ x _____ = _____
13. _____ x _____ = _____
14. _____ x _____ = _____
15. _____ x _____ = _____

Name _____

Date _____

Spelling Sentences

Directions: Use each of your spelling words in a sentence. Don't forget to use a capital letter at the beginning and correct punctuation at the end. Underline the spelling words.

1. _____

2. _____

3. _____

4. _____

5. _____

6. _____

7. _____

8. _____

9. _____

10. _____

11. _____

12. _____

13. _____

14. _____

15. _____

Name _____

Date _____

Vowel Find

Directions: Write each of your spelling words and circle all the vowels.

1. _____

2. _____

3. _____

4. _____

5. _____

6. _____

7. _____

8. _____

9. _____

10. _____

11. _____

12. _____

13. _____


14. _____

15. _____

Name _____

Date _____

Word Search



Word Bank:

_____	_____	_____
_____	_____	_____
_____	_____	_____
_____	_____	_____
_____	_____	_____

Name _____

Date _____

Cut and Paste Spelling

1. _____

2. _____

3. _____

4. _____

5. _____

6. _____

7. _____

8. _____

9. _____

10. _____

11. _____



12. _____

13. _____

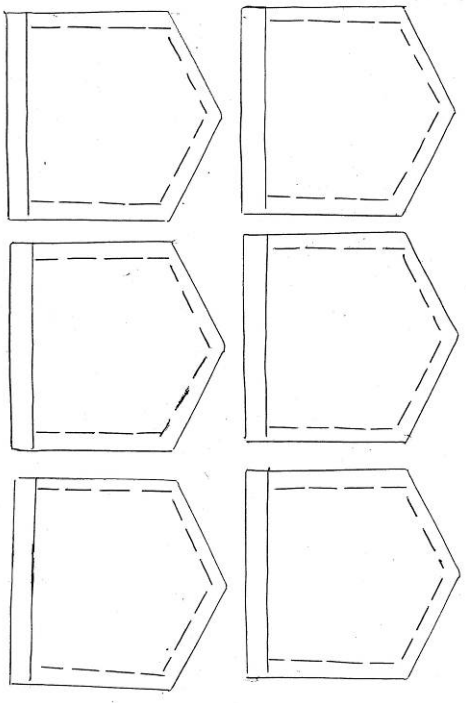
14. _____

15. _____

Photos of Spelling Contract Options



Spelling Sort
 Name _____
 Directions: Sort your spelling words by patterns on each pocket.



Secret Code Spelling Name Example

Directions: Write your spelling words in the following code.

A	B	C	D	E	F	G	H	I	J	K	L	M
↶	●	△	⊠	☀	■	⊙	♥	□	▣	◇	☾	∩
N	O	P	Q	R	S	T	U	V	W	X	Y	Z
>	+	□	*	◐	▲	<	⊞	∧	∟	⊗	⊘	#

1. at ↶↶
2. sat ▲ ↶↶
3. bat ● ↶↶
4. fat ■ ↶↶
5. rat ◐ ↶↶
6. cat △ ↶↶
7. hat ♥ ↶↶
8. mat M ↶↶
9. pat □ ↶↶
10. _____
11. _____
12. _____
13. _____
14. _____
15. _____

Secret Code Spelling Name _____

Directions: Write your spelling words in the following code.

A	B	C	D	E	F	G	H	I	J	K	L	M
↶	●	△	⊠	☀	■	⊙	♥	□	▣	◇	☾	∩
N	O	P	Q	R	S	T	U	V	W	X	Y	Z
>	+	□	*	◐	▲	<	⊞	∧	∟	⊗	⊘	#

1. _____
2. _____
3. _____
4. _____
5. _____
6. _____
7. _____
8. _____
9. _____
10. _____
11. _____
12. _____
13. _____
14. _____
15. _____