

## SPORTSTER®

A LEGEND AMONG LEGENDS, THE EVER-POPULAR SPORTSTER® MODELS HAVE BEEN SETTING THE PACE FOR TWO-WHEELED FREEDOM AND ADVENTURE SINCE 1957. AND THE GROWING LINEUP NOW GIVES YOU MORE STARTING POINTS THAN EVER ON THE ROAD TO YOUR ULTIMATE CUSTOM CREATION.



GENUINE MOTOR PARTS & ACCESSORIES

Not all products are available in all countries – please consult your dealer for details.





# SUPERLOW®

SPORTSTER®

MODEL: XL883L

PRODUCTION COLOR: CRUSHED ICE / FROSTED TEAL

SEE WHAT'S ON THIS BIKE AT  
[WWW.HARLEY-DAVIDSON.EU/MYDREAMHARLEY](http://WWW.HARLEY-DAVIDSON.EU/MYDREAMHARLEY)



Not all products are available in all countries – please consult your dealer for details.



# IRON 883™

SPORTSTER®

MODEL: XL883N

PRODUCTION COLOR: OLIVE GOLD

SEE WHAT'S ON THIS BIKE AT  
[WWW.HARLEY-DAVIDSON.EU/MYDREAMHARLEY](http://WWW.HARLEY-DAVIDSON.EU/MYDREAMHARLEY)





## 1200 CUSTOM

SPORTSTER®

MODEL: XL1200C

PRODUCTION COLOR: **BLACK QUARTZ**

SEE WHAT'S ON THIS BIKE AT  
[WWW.HARLEY-DAVIDSON.EU/MYDREAMHARLEY](http://WWW.HARLEY-DAVIDSON.EU/MYDREAMHARLEY)







## SUPERLOW® 1200T

SPORTSTER®

MODEL: XL1200T

PRODUCTION COLOR: VELOCITY RED

SEE WHAT'S ON THIS BIKE AT  
[WWW.HARLEY-DAVIDSON.EU/MYDREAMHARLEY](http://WWW.HARLEY-DAVIDSON.EU/MYDREAMHARLEY)





## SEVENTY-TWO®

SPORTSTER®

MODEL: XL1200V

PRODUCTION COLOR: **HARD CANDY GOLD FLAKE**

SEE WHAT'S ON THIS BIKE AT  
[WWW.HARLEY-DAVIDSON.EU/MYDREAMHARLEY](http://WWW.HARLEY-DAVIDSON.EU/MYDREAMHARLEY)



\*Handlebar height is regulated in many areas. Check local laws before installing.  
Not all products are available in all countries – please consult your dealer for details.



# FORTY-EIGHT®

SPORTSTER®

MODEL: XL1200X

PRODUCTION COLOR: **BILLET SILVER**

SEE WHAT'S ON THIS BIKE AT  
[WWW.HARLEY-DAVIDSON.EU/MYDREAMHARLEY](http://WWW.HARLEY-DAVIDSON.EU/MYDREAMHARLEY)







THE TRANSFORMATION

## WHEN THE LIGHTS GO DOWN IN THE CITY

2016 XL883N Iron 883™

Show 'em who's boss on this tough and compact brawler. Do you see a hint of café racer there? It's not your imagination. With its Clubman Handlebar, Café Solo Seat, and Charcoal Denim paint, this is one ride that's ready to make the rounds in the urban jungle. Adding to the look are red brake calipers,

Rail Engine Covers, new Rail Screamin' Eagle® Performance air cleaner kit, and Diamond-Black cables, and jet black muffler end caps. Screamin' Eagle® slip-on mufflers complete the performance package, to make sure you make good time on this lean and nimble motorcycle.

DIGITAL SPEEDO/TACHOMETER



FENDER  
EDGE LIGHT

CAFÉ SOLO SEAT

TANK KNEE PADS

SCREAMIN' EAGLE® STREET  
CANNON MUFFLERS

SCREAMIN' EAGLE® RAIL  
COLLECTION AIR CLEANER

RAIL COLLECTION  
ENGINE COVERS



#### FUNCTION

Cool can be practical. Add an H-D® Detachables™ windshield and luggage rack for your daily commute. Then strip it down for a night on the town. This narrow and nimble ride is perfect for squeezing through traffic.



#### FIT

The Clubman handlebar combines an aggressive tank-hugging riding position with a lane-splitting narrow profile. And when combined with the sleek low-profile Café seat, this Iron 883™ model is ready to hit the mean streets.



CLUBMAN HANDLEBAR

DAYMAKER™ LED HEADLAMP

TURN SIGNAL RELOCATION KIT

RED BRAKE CALIPERS

FRONT SPOILER



#### STYLE

With its rich combination of blacked-out finishes, the Iron 883™ motorcycle is the essence of the Dark Custom™ attitude. Finish the look with the custom engine covers from the Rail Collection and a splash of red on the brake calipers.

#### PERFORMANCE

The Screamin' Eagle® Rail Collection Air Cleaner and Street Cannon slip-on mufflers provide a free flow of fuel and air for a smooth-running ride, and back up the performance with an exhaust note with extra deep bass tones.

Parts list is available at [www.harley-davidson.eu/mydreamharley](http://www.harley-davidson.eu/mydreamharley)



## 72 SPORTSTER®

### Windshields

#### A. COMPACT SPORT WIND DEFLECTOR

Shaped to smooth the wind flow around the headlamp and handlebar mount gauges, this compact bikini screen is the ideal addition to your ride. Sitting just above the headlamp, the Compact Wind Deflector maintains the stripped-down minimalist attitude of the Sportster® motorcycle while adding a clean, custom look. The easy-to-install dark polycarbonate screen attaches to the fork tubes with chrome-plated adjustable clamps. Kit includes all mounting hardware.

#### 57400184

Fits '04-later XL models (except '11-later XL1200C and '16-later XL1200X).

#### B. QUICK-RELEASE SUPER SPORT WINDSHIELD

Reduces the pounding of wind and shower of bugs, but keeps the wind-in-the-hair feeling. Ideal for a cool morning ride, the sleek profile of the Super Sport Windshield hugs the front headlamp for a sporty look. The windshield mounts to the fork tubes with elegant die-cast lever locking clamps, so the windshield does not require any "leave-behind" docking hardware. You get quick on-and-off convenience and a clean, custom look. No tools are required and the kit includes everything needed to install the windshield.

#### 57838-08 19" Light Smoke

Fits '88-later XL (except XL1200T, XL1200X, and '11-later XL883L and XL1200C) and '91-'05 Dyna® models (except FXDWG and FXDXT). XL Custom models require Front Directional Relocation Kit P/N 68517-94A. Windshield dimensions: Overall height – 25.0"; width – 20.1".



A. COMPACT SPORT WIND DEFLECTOR



B. QUICK-RELEASE SUPER SPORT WINDSHIELD

NEW

19"/18" .....

15"/14" .....



C. QUICK-RELEASE COMPACT WINDSHIELD – (GLOSS BLACK BRACES SHOWN)

**C. QUICK-RELEASE COMPACT WINDSHIELD**

Combine the classic Harley-Davidson® windshield shape with a revolutionary new attachment system and you have the best of style and function. The windshield mounts to the fork tubes with elegant die-cast lever-release clamps, so the windshield does not require any "leave-behind" docking hardware. You get quick on-and-off convenience and a clean, custom look. No tools are required and the kit includes everything needed to install the windshield. The tough, hard-coated polycarbonate windshield is available with traditional polished or gloss black horizontal and vertical braces.

Fits '88-later XL (except XL1200T, XL1200X and '11-later XL883L and XL1200C) and '91-'05 Dyna models (except FXDWG and FXDXT).

**58063-04** 18" Clear – Polished Braces.

Windshield dimensions: Overall height – 26.8"; width – 19.7".

**58706-09** 18" Clear – Black Braces.

Windshield dimensions: Overall height – 26.8"; width – 19.7".

**58601-04** 18" Light Smoke – Polished Braces.

Windshield dimensions: Overall height – 26.8"; width – 19.7".

**58602-04** 14" Light Smoke – Polished Braces.

Windshield dimensions: Overall height – 22.8"; width – 19.5".

**58703-09** 14" Light Smoke – Black Braces.

Windshield dimensions: Overall height – 22.8"; width – 19.5".

Fits '11-later XL883L and XL1200C and '14-later XL1200T models.

**57801-11** 18" Clear – Polished Braces.

Windshield dimensions: Overall height 26.8"; width 19.7".

**57802-11** 14" Light Smoke – Polished Braces.

Windshield dimensions: Overall height 22.8"; width 19.5".

Fits '10-'15 XL1200X models.

**58053-10** 19" Clear – Black Braces.

Windshield dimensions: Overall height 24.0"; width 19.5".

**57682-10** 15" Light Smoke – Black Braces.

Windshield dimensions: Overall height 20.0"; width 19.5".

Fits '16-later XL1200X models.

**57400318** 19" Clear – Black Braces.

**57400319** 15" Light Smoke – Black Braces.

**D. QUICK-RELEASE TOURING WINDSHIELD**

The Touring Windshield features an aerodynamic design shaped to provide hours of riding comfort. The additional center width directs airflow past the hand grips and deflects rain and road debris around the rider. The windshield mounts to the fork tubes with elegant die-cast lever-release clamps, so the windshield does not require any "leave-behind" docking hardware. You get quick on-and-off convenience and a clean, custom look. No tools are required and the kit includes everything needed to install the windshield. The tough, hard-coated polycarbonate windshield features traditional chrome horizontal and vertical braces.

**58158-08** 19" Clear.

Fits '88-later XL (except XL1200T, XL1200X, and '11-later XL883L and XL1200C) and '91-'05 Dyna models (except FXDWG and FXDXT). Windshield dimensions: Overall height – 28.3"; width – 22.1".



D. QUICK-RELEASE TOURING WINDSHIELD

Not all products are available in all countries – please consult your dealer for details.

# 74 SPORTSTER®

## Windshields

### A. H-D® DETACHABLES™ COMPACT WINDSHIELD FOR MODELS WITH AUXILIARY LIGHTING

Whether it's for keeping bugs off your face or warmth in your body, a windshield has a huge impact on rider and passenger comfort. By diverting air pressure past your chest and over your helmet, a windshield can add hours of riding comfort. This high-quality polycarbonate windshield mounts to the fork tubes with detachable Docking Hardware for easy on-and-off convenience and a quick return to a stripped-down profile and is shaped to fit models equipped with Auxiliary Lighting Kits.

**57400053** 18" Clear.

Fits '11-later XL883L models. Also for use on '11-later XL883L Police models equipped with pursuit lamps. Requires the separate purchase of Docking Hardware Kit P/N 58164-96A and Turn Signal Relocation Kit P/N 68603-01. Windshield dimensions: Overall height – 22.7"; width – 19.5".

**57716-01** 18" Clear.

Fits '88-later XL (except XL1200T, XL1200X and '11-later XL883L and XL1200C) and '91-'05 Dyna® models (except FXDWG and FXDXT) equipped with Auxiliary Lamps. Requires the separate purchase of Docking Hardware Kit P/N 58164-96A and Turn Signal Relocation Kit P/N 68603-01. Windshield dimensions: Overall height – 26.8"; width – 19.7".

#### Shown with:

#### DOCKING HARDWARE FOR H-D DETACHABLES WINDSHIELDS

Each kit includes polished clamps and all required mounting hardware.

**58164-96A**

Required for installation of H-D® Detachables™ windshields on '88-later XL (except XL1200X and '11-later XL1200C) and '91-'05 Dyna models (except FXDWG and FXDXT). XL and Dyna models with front turn signals originally located on the upper triple clamp may require the additional purchase of Turn Signal Wiring Kit P/N 72389-96.

### B. SPORT WINDSHIELD KIT

Formed of polycarbonate and hard-coated to resist scratching. Light smoke windshield is contoured to fit the headlamp and incorporates adjustable four-point mounting. Functional styling helps deflect wind to reduce upper body fatigue.

**58192-87A** 18" Light Smoke.

Fits '88-later XL (except XL883C, XL1200C, XL1200T, and XL1200X, and '11-later XL883L) and '95-'05 Dyna® models (except FXDWG and FXDXT). Includes black mounting hardware. Windshield dimensions: Overall height – 18.5"; width – 16.3".

**58024-96A** 17" Light Smoke.

Fits '96-'10 XL883C and XL1200C, '10 XL1200X, '99-'00 FXR and '87-'94 FXLR models. Windshield dimensions: Overall height-19.1"; width-16.3".

### C. QUICK-RELEASE SUPER SPORT WINDSHIELD

Reduces the pounding of wind and shower of bugs but keeps the wind-in-the-hair feeling. Ideal for a cool morning ride, the sleek profile of the Super Sport Windshield hugs the front headlamp for a sporty look. The windshield mounts to the fork tubes with elegant die-cast lever locking clamps, so the windshield does not require any "leave-behind" docking hardware. You get quick on-and-off convenience and a clean, custom look. No tools are required and the kit includes everything needed to install the windshield.

Fits '08-'13 XR1200™ models.

**57262-08** 11" Gradient.

Windshield dimensions: Overall height – 13.8"; width – 12.8".

**57260-08** 13" Light Smoke.

Windshield dimensions: Overall height – 18.7"; width – 13.8".



A. H-D DETACHABLES COMPACT WINDSHIELD FOR MODELS WITH AUXILIARY LIGHTING



B. SPORT WINDSHIELD KIT –  
(58192-87A SHOWN)

B. SPORT WINDSHIELD KIT –  
(58024-96A SHOWN)



C. QUICK-RELEASE SUPER SPORT  
WINDSHIELD – 11"

C. QUICK-RELEASE SUPER SPORT  
WINDSHIELD – 13"



D. H-D DETACHABLES QUARTER FAIRING KIT



E. HEADLAMP VISOR

**D. H-D® DETACHABLES™ QUARTER FAIRING KIT**

Sleek, racy styling and sweeping lines are the make-up of this innovative fairing. Its quarter-sized, detachable design gives your bike a whole new, sporty look that can be changed in an instant. Available in Primed or Vivid Black. Requires the installation of Detachable Docking Hardware Kit P/N 58164-96A.

Fits '88-later XL (except XL883C, XL883N, XL1200C, XL1200N, XL1200T and XL1200X) and '11-later XL883L, FXR and '95-'05 Dyna® models (except FXDWG, FXDXT and FXLR).

**57070-98** Primed.

**57070-97DH** Vivid Black.

**E. HEADLAMP VISOR**

Add an element of racy style to stock headlamps with these visors, available in Primed or Vivid Black.

Fits '95-later XL models (except XL883C, XL1200C, XL1200V and XL1200X), '95-'05 Dyna models (except FXDWG and FXDXT), '82-'94 FXR and FXRS models.

**68129-97** Primed.

**68129-98DH** Vivid Black.

**F. FRONT TURN SIGNAL RELOCATION KIT**

Moves the Original Equipment bullet directional lamps from the upper to the lower triple tree for a low-profile slammed look. Relocation is required for installation of Sportster Clubman and Drag Handlebars on Sportster XL1200X models. Kit includes left and right mounts.

Fits '10-'15 XL1200X models.

**67800489** Chrome.

**67800452** Satin Black.

Fits '16-later XL1200X models.

**67800557** Gloss Black.

**G. FRONT TURN SIGNAL RELOCATION KIT**

This kit includes the required hardware and wiring to move the front directional lamps from the handlebar to the lower triple clamp.

Fits '88-later XL (except XL1200T, XL1200X and '11-later XL883L and XL1200C) and '91-'05 Dyna models (except FXDWG and FXDXT).

**68517-94A** Chrome.

**68643-09** Gloss Black.

**H. LOCKING QUICK-RELEASE WINDSHIELD CLAMP**

Protect your investment. This Locking Quick-Release Windshield Clamp secures your windshield from grab-and-run theft, giving you peace of mind when you have to leave your bike unattended. The chrome-plated Locking Clamp replaces one of the Original Equipment windshield clamps and features a push-button lock with a mini barrel-style key for easy removal. Kit includes one locking clamp and two matching keys.

**57400006** 39mm.

Fits '88-later XL (except '16-later XL1200X) and '91-'05 Dyna models (except FXDWG) equipped with Quick-Release Style windshields.

**57400008** 49mm.

Fits '02-'10 VRSCA and VRSCAW, '04-'05 VRSCB, '07 VRSCX, '16-later XL1200X and '06-later Dyna models (except FLD) equipped with Quick-Release style windshields.



F. FRONT TURN SIGNAL RELOCATION KIT



G. FRONT TURN SIGNAL RELOCATION KIT



H. LOCKING QUICK-RELEASE WINDSHIELD CLAMP

# ENJOY THE RIDE

The right seat is equal parts ergonomics and comfort. Its shape anchors your position and determines the reach to the ground and to the controls, and the padding supports your tailbone and hips to relieve stress and pressure. Pick the right one for you — and your passenger.

## CHANGING YOUR SEAT



Switching out your seat is simple. And because certain rides call for certain styles, some folks like to have multiple seats to match the occasion. Install a comfortable, supportive touring seat for the longer treks and swap it out for a low-profile seat for a night on the town. Please see your owner's manual for proper removal and installation of seats.

*Not all products are available in all countries – please consult your dealer for details.*

## SPORTSTER® SEAT TYPES

Solo or two-up, comfort or style, check out these seats to get an idea of where you want to sit.



### REACH® SEATS

Shaped to move the rider forward and lower for a confident reach to the hand and foot controls. The narrow nose brings the legs closer together for a comfortable reach to the ground and the scooped bucket-shape keeps the rider from sliding backward during acceleration.



### LOW-PROFILE SEATS

These saddles combine radical styling with a “deep-in-the-bike” riding position. Long and lean, Badlander® seats bring you lower to the ground than most other seats.



### TOURING SEATS

Designed for comfort, Sundowner™ and Signature Series® seats offer a broad seating surface to reduce pressure points and a dished shape holds you in place and provides additional back support.

## SUNDOWNER™ SEATS

Designed to maximize long-range comfort, Sundowner Seats feature a deep bucket design that cradles the rider and provides a low slung “in-the-bike” seating position.

SHAPE AND FOAM DENSITY  
EXTENSIVELY TESTED TO  
PROVIDE MAXIMUM COMFORT

NARROW NOSE KEEPS  
LEGS TOGETHER TO SIMPLIFY  
REACH TO THE GROUND

UV-RESISTANT VINYL COVER  
FOR LONG-TERM DURABILITY



NEW



A. CAFÉ SOLO SEAT

**A. CAFÉ SOLO SEAT**

There's something about the placement of the rider that makes the Café Solo Seat special. The one-up design features a high back pad that holds the rider in place and provides a direct connection to the bike. You sit "in" the bike, and your hands and feet reach naturally to the controls. The low-slung black vinyl covered pad, the narrow nose and the tapered tail enhance the bike's sporting profile and pays homage to the heritage of the iconic Café Racer style.

**52000260**

Fits '04-'06 and '10-later XL models. Seat width 9.6".

**B. TANK KNEE PAD KIT**

These self-adhesive rubber knee pads provide a touch of old school style. The rich black rubber pads feature tapered ribs and a raised Bar & Shield logo to protect the surfaces where your legs contact the tank. The compact pads measure 7.0" by 2.75", and are flexible enough to fit many tank profiles. Sold in matched pairs.

**57300065**

Fits fuel tanks on many Street, Sportster®, Dyna® and Softail® models. May cover a portion of fuel tank graphics. Check appearance before adhering to tank.

NEW



A. CAFÉ SOLO SEAT

NEW



B. TANK KNEE PAD KIT

## 78 SPORTSTER®

Seating —Low Profile

### A. LEATHER BADLANDER® SEAT

The traditional Badlander® low and lean style sets the stage for your minimalist custom ride. The frame-hugging rider seat and the slim tapered passenger pillion visually stretch the bike and enhance the slammed look. Wrapped in supple top-grain leather and finished with an embroidered Harley-Davidson script, this seat is ready to take on the mean streets. Kit includes leather grab strap and mounting hardware.

#### 52000259

Fits '10-later XL models. Models not equipped with passenger pegs require separate purchase of Passenger Footpeg Kit P/N 50203-04 ('10-'13 models) or P/N 50500270 ('14-later models). Seat width 11.5"; passenger pillion width 5.5".

### B. BADLANDER CUSTOM SEAT

It's good to be bad. The low and lean Badlander® Custom Seat is designed to fit your bike like a glove. The Badlander Seat delivers low-slung cruiser style from the fuel tank to the rear fender, and gives you the feeling of sitting "in" the bike and not on top of it. This Badlander Seat features rich textured vinyl seating surfaces for durability, and charcoal black leather side panels and dark gray stitching and Harley-Davidson embroidered script for style. The narrow nose of the seat is sculpted to complement any size Sportster fuel tank.

#### 52000211

Fits '10-later XL models. Models not equipped with passenger pegs require separate purchase of Passenger Footpeg Kit P/N 50203-04 ('10-'13 models) or P/N 50500270 ('14-later models). Seat width 11.5"; passenger pillion width 5.5".

### C. BADLANDER® SEAT

A perfect seating surface for cruising the town, this low, slammed seat offers a clean, custom look. The smooth covers and subtle top-stitching feature two embroidered "Harley-Davidson" logos.

#### 51749-07

Fits '07-'09 XL models equipped with 4.5 gallon fuel tank. Models not equipped with passenger pegs require separate purchase of Passenger Footpeg Kit P/N 50203-04. Seat width 12.0"; passenger pillion width 5.0".

#### 51747-07

Fits '07-'09 XL models equipped with 2.2 or 3.3 gallon fuel tanks. Models not equipped with passenger pegs require separate purchase of Passenger Footpeg Kit P/N 50203-04. XL883N, XL1200N and XL1200X models also require separate purchase of Retention Washer P/N 7487. Seat width 12.0"; Passenger pillion width 5.0".

#### 52296-94B

Fits '83-'03 XL models. Seat width 12.0"; passenger pillion width 5.0".

NOTE: Some Harley-Davidson seats are made of leather. Fine leathers or other natural materials WILL gain "character," such as wrinkles or wear, with age. This is normal. A fine, aged patina and character wrinkles are a sign of the extremely high quality materials used to construct your seat or backrest. The appearance of scars or marks on the leather are a result of using natural leather panels and should not be thought of as an imperfection. Please use Harley-Davidson Leather Protectant P/N 93600034 to protect your investment.

Not all products are available in all countries – please consult your dealer for details.

NEW



A. LEATHER BADLANDER SEAT

NEW



B. BADLANDER CUSTOM SEAT



C. BADLANDER SEAT (51749-07 SHOWN)

NEW



D. SUPER REACH SOLO SEAT

**D. SUPER REACH® SOLO SEAT**

Get a little bit closer. Super Reach® forward position seats are designed to move riders with a shorter inseam even closer to the controls and to bring the legs closer together so that your feet rest firmly on the pavement. After hundreds of hours of on-road and ergonomic testing, the seat shape and foam density were selected as the ideal position for riders 5'-0" to 5'-4" tall. The Super Reach Seat moves the rider 1.5" closer to the controls compared to stock seat on XL883L model, and 2" closer and .5" lower compared to stock seat on XL1200C model. The nose is 1.0" narrower than the stock seat, and it is tastefully sculpted to look great with any size Sportster fuel tank. The combination of premium textured and smooth vinyl surfaces and charcoal gray stitching and embroidered Bar & Shield logo really set the seat apart. For the ultimate solo touring setup, add the Quick Release Rider Backrest P/N 52300245, and for a two-up ride, add the matching Passenger Pillion P/N 52400125.

**52000207**

Fits '04-'06 and '10-later XL models. Seat width 9.5".

**E. REACH SEAT**

Designed specifically for riders requiring a close to the bar riding position, without compromising comfort. This seat positions the rider approximately .5" forward, closer to the hand and foot controls. The narrow front profile brings your legs closer together to help you plant your feet firmly on the ground. The slightly bucketed rider seat offers lower back support and features a textured insert to prevent you from sliding around while riding.

**51738-07**

Fits '07-later XL models equipped with 4.5 gallon fuel tank. Models not equipped with passenger pegs require separate purchase of Passenger Footpeg Kit P/N 50203-04 ('04-'13 models) or P/N 50500270 ('14-later models). Seat width 14.0"; passenger pillion width 10.0".

**51737-07**

Fits '07-later XL models equipped with 2.2 or 3.3 gallon fuel tanks. Models not equipped with passenger pegs require separate purchase of Passenger Footpeg Kit P/N 50203-04 ('04-'13 models) or P/N 50500270 ('14-later models). XL883N, XL1200N and XL1200X models also require separate purchase of Retention Washer P/N 7487. Seat width 14.0"; passenger pillion width 10.0".

**F. TALLBOY® SOLO SEAT**

Stretch your legs in style. The Tallboy® Solo Seat allows additional leg and arm movement for the long-limbed rider and the long seating space permits fore and aft repositioning while on the open road. The Tallboy Solo Seat moves the rider back 2.5" and up 2.0" compared to the Original Equipment seat on the XL883L model, and 2.0" back and 1.0" up compared to stock seat on XL1200C models. The seat shape and foam density were carefully selected after hundreds of hours of real world testing, and are ideal for riders 5'-9" to 6'-1" tall. The seat features a tapered tail to minimize the profile, and it is crafted with premium vinyl surfaces for durability.

**52000209**

Fits '04-'06 and '10-later XL models. Not compatible with Rider Backrest P/N 52300245. Seat width 12.5".

NEW



F. TALLBOY SOLO SEAT



## 80 SPORTSTER®

Seating — Comfort & Touring

### A. SIGNATURE SERIES® SOLO SEAT WITH RIDER BACKREST

A perfect combination of foam density and shape has created our most comfortable seat for long-haul touring. The wide-seating area will keep the rider extra comfy on a long trip and when you reach your destination, city driving will be easier with the narrow nose that helps keep your legs closer together. Seat features an easily removable adjustable rider backrest that folds down for easier passenger mounting. Rider backrest has a 5-position height adjustment with 1.5" range and a wide range of forward/back angle adjustment with a quick twist of the control knob. Matching Passenger Pillion P/N 52400053 is available for added versatility.

#### 52000034

Fits '07-later XL models with 4.5 gallon fuel tank. Seat width 15.0".

#### 52000062

Fits '07-later XL models with 2.2 or 3.3 gallon fuel tank. Seat width 15.0".

### B. SUNDOWNER™ SOLO SEAT

Ride sun-up to sun-down in comfort and style. The Sundowner™ Solo Seat's shape and foam density were developed and refined during hundreds of hours of test rides and ergonomic evaluations. The unique seat features a deep bucket design that cradles the tailbone and provides back support for the rider. The narrow nose of the seat was sculpted to bring the legs closer together, and to look great with any size Sportster fuel tank. The seat is constructed with premium textured vinyl surfaces for comfort and durability, and features embroidered Bar & Shield logos for style. For two-up riding, simply add the comfortable Sundowner Passenger Pillion P/N 52400121.

#### 52000203

Fits '04-'06 and '10-later XL models. Not compatible with Rider Backrest P/N 52300245. Seat width 15.0".

### C. SUNDOWNER SEAT

The Sundowner Seat provides the maximum in long-riding comfort. The deep-bucket design puts your body in the proper touring position and the generous padding makes it comfortable for both the rider and passenger as the miles are adding up. The dish shape provides added rider back support and the wide passenger pillion is shaped to minimize pressure points.

#### 51739-07

Fits '07-'09 XL models equipped with 4.5 gallon fuel tank. Models not equipped with passenger pegs require separate purchase of Passenger Footpeg Kit P/N 50203-04. Seat width 14.5"; passenger pillion width 12.0".

#### 51736-07

Fits '07-'09 XL models equipped with 2.2 or 3.3 gallon fuel tanks. Models not equipped with passenger pegs require separate purchase of Passenger Footpeg Kit P/N 50203-04. XL883N, XL1200N and XL1200X models also require separate purchase of Retention Washer P/N 7487. Seat width 14.5"; passenger pillion width 12.0".

#### 51507-04

Fits '04-'06 XL models equipped with 4.5 gallon fuel tank. Models not equipped with passenger footpegs require separate purchase of Passenger Footpeg Kit P/N 50203-04 ('04-'13 models) or P/N 50500270 ('14-later models). Seat width 15.0"; passenger pillion width 12.5".

#### 51544-01A

Fits '83-'03 XL models. Seat width 15.0"; passenger pillion width 12.5".



A. SIGNATURE SERIES SOLO SEAT WITH RIDER BACKREST



B. SUNDOWNER SOLO SEAT



C. SUNDOWNER SEAT (SHOWN WITH SMOOTH BUCKET LOW BACKREST PAD)




D. SIGNATURE SERIES PASSENGER PILLION



E. SUNDOWNER PASSENGER PILLION



F. PASSENGER PILLION — (52400130 SHOWN)



F. PASSENGER PILLION — (52400125 SHOWN)



G. PASSENGER PILLION



H. PASSENGER PILLION

NEW

**D. SIGNATURE SERIES® PASSENGER PILLION**

Bring someone along for the ride without giving up your solo status. This carefully styled pillion matches the Sportster® Signature Series® Solo Seat and provides your passenger with a wide seating surface for hours of comfort.

**52400053**

Fits '07-later XL models equipped with Signature Series Solo Seat P/N 52000034 or 52000062. Pillion width 10.0".

**E. SUNDOWNER™ PASSENGER PILLION**

Bring someone along for the ride without giving up your solo status. This carefully styled pillion matches the Sportster® Sundowner™ Solo Seat and provides the passenger with great Sundowner comfort. The pillion is shaped to maximize support on a long ride, and is constructed with premium foam and textured vinyl for years on the road.

**52400121**

Fits '04-'06 and '10-later XL models equipped with Sundowner Solo Seat P/N 52000203. Models not equipped with passenger pegs require separate purchase of Passenger Footpeg Kit P/N 50500270 ('14-later models) or 50203-04 ('04-'13 models). Pillion width 11.0".

**F. PASSENGER PILLION**

Bring a guest along on your solo-seat equipped Sportster model. The cover and stitching of this Passenger Pillion complements the solo seat. Kit includes grab strap and mounting hardware.

**52400130** '16 XL883L Style.

Fits '16-later XL883L models with Original Equipment solo seat. Models not equipped with passenger pegs require separate purchase of Passenger Footpeg Kit P/N 50500270. Seat width 9.0"

**52400127** '16 XL883N Style.

Fits '16-later XL883N models with Original Equipment solo seat. Models not equipped with passenger pegs require separate purchase of Passenger Footpeg Kit P/N 50500270. Seat width 7.5"

**52400125** '16 XL1200X Style.

Fits '16-later XL1200V and XL1200X models with Original Equipment solo seat or Super Reach® Solo Seat P/N 52000207. Models not equipped with passenger pegs require separate purchase of Passenger Footpeg Kit P/N 50500270. Seat width 7.5"

**G. PASSENGER PILLION**

Low-profile, minimalistic Passenger Pillion features grey stitching to complement the Original Equipment solo seat on XL1200V and XL1200X models. Easy to install with included hardware and grab strap.

**51734-10**

Fits '10-'15 XL1200V and XL1200X models equipped with Original Equipment solo seat. Requires installation of passenger footpegs (sold separately). Pillion width 7.75".

**H. PASSENGER PILLION**

Bring a guest along on your solo-seat equipped Sportster model. The smooth cover and top stitching of this Passenger Pillion complements the Original Equipment solo seat and the Reach® Solo Seat. Kit includes grab strap and mounting hardware.

**51744-07A**

Fits '07-'15 XL models (except XL1200V and XL1200X) equipped with Original Equipment or Reach® Solo Seats. Requires installation of passenger footpegs (sold separately). XL883N and XL1200N models also require separate purchase of Retention Washer P/N 7487. Pillion width 10.0".

## 82 SPORTSTER®

### Seating — Backrests

#### A. QUICK-RELEASE RIDER BACKREST

Add exceptional comfort for open road and around town riding. This detachable rider backrest is shaped for maximum lower back support and keeps you in place without shifting you forward in the saddle. Designed to complement Original Equipment and accessory solo seats, the backrest's forward/back position can be adjusted up to 4.5" with a simple fingertip adjustment. The fold-down pad clears the way when throwing your leg over the bike and the backrest can be removed from the bike with the push of a button—leaving behind just two elegant docking points. Complete kit includes upright, pad, fender strut brackets and all required hardware.

##### 52300245

Fits '04-later XL models equipped with a solo seat. Not compatible with Brawler® Solo Seat P/N 52940-04B, 52941-04B, 52000118, 52000119, Cafe Solo Seat P/N 52000260, Sundowner™ Solo Seat P/N 52000203, Tallboy® Solo Seat P/N 52000209, Solo Rigid or Spring Seat Mounting Kits, '16-later Original Equipment XL883N Solo Seat, or Side-Mount License Plate Kits P/N 60947-10 or 60972-10. Installation of H-D® Detachables™ Solo Luggage Rack requires additional purchase of Bolt P/N 3584 (Qty. 4).



A. QUICK-RELEASE RIDER BACKREST

#### B. CIRCULATOR SEAT PADS

Keep comfortable on your next long ride. These breathable Circulator Seat Pads feature 3D construction that promotes air movement and reduces heat build-up where the rider's body touches the seat or backrest. Designed to keep the rider cool by reducing the perspiration build-up between you and the seating surface, the Circulator Pad can be installed and removed in seconds for easy cleaning. The low-profile design minimizes seat-height change compared to inflatable pads, while enhancing comfort with its shock-absorbing construction. Manufactured of UV-stable materials, these seat pads resist fading when exposed to the sun. Elastic under-seat strap and non-slip base provide secure installation and the available Circulator Passenger Pillion Pad attaches to the rider pad with hook-and-loop tabs.

##### 51074-10 Medium Seat Pad.

Fits VRSC™, XG, XL and Dyna® models with Original Equipment and accessory seats. Pad width – 14.5"

##### 51078-10 Passenger Pillion Pad.

Fits Original Equipment and accessory passenger pillions. Pad width – 13.0"



B. CIRCULATOR SEAT PAD – (RIDER SHOWN)

#### C. REAR FENDER BIB

Go solo in style. Form-fitted to hug the contour of the rear fender, this decorative fender cover hides the seat mounting holes that are exposed when riding with a solo seat. Wrapped in smooth vinyl to match Original Equipment or accessory solo seats, the Fender Bib features an embossed Bar & Shield logo for added style. The molded base is finished with a soft felt under-liner designed to protect the fender's painted surface.

##### 52017-08

Fits '04-later XL models (except XL883N, XL1200T, XL1200V and XL1200X) equipped with Original Equipment solo seat or Reach Solo Seat P/N 51750-07 or 51751-07. Will not fit models equipped with Bobtail Rear Fender.



C. REAR FENDER BIB

#### D. QUICK-RELEASE SEAT HARDWARE KIT

These hardware kits allow the rider to remove one-piece Harley-Davidson seats quickly and easily.

##### 51676-97A

Fits '97-later XG, XL, Dyna, Softail® (except FLS models equipped with Original Equipment seat), Touring and Trike models. Does not fit seats equipped with spring-loaded rear seat bracket.

**Also available:** (not shown)

##### RIGID MOUNT SADDLE INSTALLATION KIT

Get the low lean minimalistic garage built look. Required for installation of Solo Saddle Kits P/N 52000180, 54072-10, 54373-10, 52000114 and 52000113. Kit includes mounting brackets and hardware.

##### 52100016

Fits '10-later XL models.

**Also available:** (not shown)

##### SPRING SADDLE INSTALLATION KIT

The torsion-style springs are designed for the optimum balance between spring suspension and support. Required for installation of Solo Spring Saddle Kit P/N 52000180, 54072-10, 54373-10, 52000114 and 52000113. Kit includes springs, mounting brackets, frame cover and hardware.

##### 54074-10A

Fits '04-'06 and '10-later XL models.



D. QUICK-RELEASE SEAT HARDWARE KIT

## COMFORT ON THE GO

With a detachable backrest and luggage rack, your bike can go from a stripped-down afternoon cruiser to a fully loaded two-up touring machine in seconds. Comfort- and convenience-driven accessories make for a less stressful ride.

### THE RIGHT COMBINATION

#### BUILD YOUR OWN

A detachable sissy bar upright and backrest pad is the starting point for a complete touring machine. Start by shopping the following pages and selecting all the components required for your particular model.



SISSY BAR UPRIGHT  
& BACKREST PAD

SIDEPLATES WITH QUICK-RELEASE  
CAM-LOCK LATCH

H-D® DETACHABLES™  
DOCKING HARDWARE

### EQUIPPED FOR THE MILES AHEAD

Solo and stripped down, two-up and fully loaded, or anywhere in between, you can tailor any Harley-Davidson® motorcycle to meet the demands of the highway.



#### JUST THE BASICS

Stripped to the essentials, your ride is ready for your commute or for a night on the town. Detachable accessories let you install and remove the gear required for today's trip.



#### HIT THE ROAD

Go it alone. Saddlebags hold a change of clothes, a rain suit and the basic travel gear. And a solo rack and soft bag can be added to carry the souvenirs you pick up on the way.



#### SOLO TOURING

The ultimate road trip. The detachable saddlebags and Tour-Pak® offer tons of storage space, and the Solo Mounting Rack positions the Tour-Pak Pad for maximum rider back support.



#### TWO-UP DAY TRIPPING

Take a friend. Saddlebags carry your clothes and the essentials, the luggage rack and a duffle bag hauls the rest, and a passenger backrest provides hours of riding comfort.

*Not all products are available in all countries – please consult your dealer for details.*

## 84 SPORTSTER®

Backrests & Racks

### Choosing a Backrest

A sissy bar upright and passenger backrest are the starting point to build a complete touring machine. The backrest provides long-range comfort and support and adds a feeling of control and confidence for the passenger. For permanent installation, choose rigid sideplates and a style of upright that suits your riding style. For added flexibility, choose a H-D® Detachables™ Sideplate Kit and appropriate Docking Hardware to make adding or removing a detachable accessory a simple “slide and click” proposition.



#### H-D Rigid Sideplates


Add practical comfort and support for your passenger. Rigid Sideplates support are the anchor for sissy bar uprights, backrest pads and luggage racks and hug the rear fender strut for a clean streamlined look. Manufactured and tested to rigorous Harley-Davidson® standards, these sideplates are designed to specific model application for exact fit.

Fits '04-later XL models (except XL1200T). Does not fit models equipped with saree guards.

**1. 53925-04** Chrome.

Fits '94-'03 XL models.

**2. 52806-94B** Chrome.



#### H-D® Detachables™ Sideplates

In the time it takes for a traffic light to change, you can transform your motorcycle from a city cruiser to a cross country hauler. Start with Harley-Davidson® Detachables Sideplates, and add your choice of sissy bar upright and pad to make removing the passenger backrest a simple “slide and click” operation. Manufactured and tested to rigorous Harley-Davidson® standards, installation requires separate purchase of model-specific Docking Hardware Kit.

Fits '04-later XL models. All models require separate purchase of Docking Hardware Kit (see docking hardware matrix). Docking hardware is Original Equipment on XL1200T models.

**3. 53913-04** Chrome.

**4. 52710-07** Gloss Black.

Fits '94-'03 XL models. Requires separate purchase of Docking Hardware Kit (see docking hardware matrix).

**53545-95A** Chrome.



#### Select the Docking Hardware

##### Sportster Docking Hardware for H-D® Detachables™ Racks and Sideplates

Docking hardware fitment is dependent on vehicle model and saddlebag configuration.

##### H-D Detachables Accessory

Detachable Sideplates, Detachable Solo Rack 53494-04, 53512-07 One-Piece Detach Sissy Bar Upright 51146-10, 52300040 or Detachable Solo Tour-Pak® Rack 53655-04A with Leather Saddlebags 90330-08.

Detachable Sideplates, Detachable Solo Rack 53494-04, 53512-07 One-Piece Detach Sissy Bar Upright 51146-10, 52300040 or Detachable Solo Tour-Pak Rack 53655-04A with Leather Saddlebags 53050-10, 90201321, 90201325 and 88312-07A.

Detachable Sideplates, Detachable Solo Rack 53494-04, 53512-07 One-Piece Detach Sissy Bar Upright 51146-10 without Leather Saddlebags.

Detachable Sideplates or Detachable Solo Rack 53494-04, 53512-07 One-Piece Detach Sissy Bar Upright 51146-10 or Solo Tour-Pak Mounting Rack 53655-04A with Hard Saddlebags 91412-0XXX. Hard Saddlebags also require purchase of Hardware Kit 91405-04.

Detachable Sideplates 53545-95A, 53609-01 or Detachable Solo Rack 53495-95 with Leather Saddlebags 90598-04, 90342-04A, 90201329 or 90330-08.

Detachable Sideplates 53545-95A, 53609-01 or Detachable Solo Rack 53495-95 without Leather Saddlebags.

##### Available to fit:

2004-later XL models (except XL883N, XL1200N, XL1200V and XL1200X)

2004-later XL models

2004-later XL models

2004-later XL models (except XL883N, XL1200N, XL1200V and XL1200X)

1994-2001 XL models

2002-2003 XL (except XL883R and XL1200S)

1994-2003 XL models (except XL883R and XL1200S)

##### Required Docking Hardware

**53544-04**

**53544-04**

**53529-04**

**53529-04**

**90465-98A**

**53532-02**

**53528-95B**

## Select a Height



**Standard**

### Standard Sissy Bar Upright

Give your passenger additional back support with a Standard Sissy Bar Upright, designed to accept a wide variety of Backrest Pads.



**Low**

### Low Sissy Bar Upright

Shaped to complement a thicker passenger pillion, this Low Sissy Bar Upright stands between the Standard and Short Sissy Bar Upright. The ideal match for touring style seats, this upright also offers an additional height option to riders with custom style seats.



**Short**

### Short Sissy Bar Upright

This Short Sissy Bar Upright is lower than traditional low uprights and the hidden Backrest Pad Mounting System allows for a sleek look when the pad is removed.

Sissy Bar Uprights are available in a variety of shapes and styles. Square bar uprights feature a traditional plate design that provides a flat surface that is ideal for displaying self-adhesive medallions. Round bar uprights feature a mini medallion bar and an embossed Bar & Shield insert. Uprights are designed to accept specific 3-bolt or 2-bolt mounted backrest pads.

## Select a Style



**Short  
Square Bar  
Insert Style**



**Low  
Square Bar  
Medallion Style with  
3-Bolt Pad Mount**



**Low  
Round Bar  
Mini Medallion Style  
with 3-Bolt Pad Mount**



**Standard  
Round Bar  
Mini Medallion Style  
with 3-Bolt Pad Mount**

## Select Your Model

Height	Bar Style	Style	Finish	Fits '82-'03 XL models	Fits '04-later XL models with Rigid Sideplates	Fits '04-later XL models with H-D® Detachables™ Sideplates
Short	Square	Insert	Chrome	—	—	<b>52737-94A</b>
Short	Square	Insert	Gloss Black	—	—	<b>52706-07</b>
Low	Square	Medallion	Chrome	<b>52655-84</b>	<b>52909-02</b>	<b>52754-04</b>
Low	Square	Medallion	Gloss Black	—	—	<b>51851-09</b>
Low	Round	Mini Medallion	Chrome	—	—	<b>52300022</b>
Low	Round	Mini Medallion	Gloss Black	—	—	<b>52300024</b>
Standard	Round	Mini Medallion	Chrome	—	—	<b>52300018</b>
Standard	Round	Mini Medallion	Gloss Black	—	—	<b>52300020</b>

# 86 SPORTSTER®

## Backrests & Racks

### A. ONE-PIECE H-D® DETACHABLES™ SISSY BAR UPRIGHT

The sweeping shape of this slim, round bar Sissy Bar Upright completes the classic "bobber" look. The one-piece design eliminates separate sideplates for a clean appearance and the stylized upper kick angle mimics the old-school sissy bars of the '50s and '60s. Available in your choice of chrome or gloss black finish, these bars can be equipped with Passenger Backrest Pad P/N 52631-07.

Fits '04-later XL models. All models require separate purchase of Docking Hardware Kit (see docking hardware matrix). Docking hardware is Original Equipment on XL1200T models.

**51146-10** Gloss Black.

**52300040A** Chrome.

#### Shown with:

#### PASSENGER BACKREST PAD

Styled to complement available touring and custom seats.

Fits models equipped with One Piece H-D® Detachables™ Sissy Bar Upright P/N 52729-08, 51853-07, 51849-07, 51146-10, 51161-10A, 52300040A, 52300042A, 52300044A or 52300046.

**52631-07** Smooth Black.

### B. PASSENGER BACKREST PADS

Styled to complement available touring and custom seats.

Fits One-Piece H-D® Detachables™ Sissy Bar Upright P/N 52729-08, 51853-07, 51849-07, 51146-10, 51161-10, 52300040A, 52300042A, 52300044A or 52300046.

**52300366** '16 XL883N Style.

**52300364** '16 XL1200X Style.

#### PASSENGER BACKREST PADS

Choose from a wide variety of backrest pad sizes and shapes to match your comfort and style demands. Designed to complement Original Equipment and accessory seats, these pads are engineered to fit specific sissy bar upright types.

### C. SHORT BACKREST PAD

Innovative Backrest Pad mounting system features a brushed stainless steel insert framed with chrome plate and hardware.

**52517-94**

Fits Short Insert Style Sissy Bar Upright P/N 51513-02, 52737-94A or 52706-07.

### D. BACKREST PADS

Sized to fit medallion and mini medallion-style sissy bar uprights. Pad mounts with single center screw and bolt-on mounting strap. Includes chrome-plated mounting hardware.

Fits Low Medallion Style Sissy Bar Upright P/N 52754-04 or 51851-09, Low Square Bar Mini-Medallion Style Sissy Bar Upright P/N 53282-06, Standard Square Bar Mini Medallion Style Sissy Bar Upright P/N 53281-06 or 53407-06, Standard Medallion Style Sissy Bar Upright P/N 52735-85, 53007-98, 52655-84, 52909-02 or 51517-02, Standard Bar & Shield Style Sissy Bar Upright 52739-83 or 51514-02, Standard Heritage Style Sissy Bar Upright P/N 52731-00 and Low Round Bar Sissy Bar Upright P/N 52300022 or 52300024.

**1. 52652-04** Smooth.

**2. 52626-04** Smooth Top-Stitched.



**A. ONE-PIECE H-D DETACHABLES SISSY BAR UPRIGHT – GLOSS BLACK (SHOWN WITH PASSENGER BACKREST PAD)**



**A. ONE-PIECE H-D DETACHABLES SISSY BAR UPRIGHT – CHROME (SHOWN WITH PASSENGER BACKREST PAD)**



**B. PASSENGER BACKREST PAD – '16 XL883N STYLE**



**B. PASSENGER BACKREST PAD – '16 XL1200X STYLE**



**C. SHORT BACKREST PAD**



**D. BACKREST PADS**



E. BACKREST PADS

**E. BACKREST PADS**

Sized to fit medallion and mini medallion-style sissy bar uprights. Pad mounts with single center screw and bolt-on mounting strap. Kit includes chrome-plated mounting hardware.

Fits Low Medallion Style Sissy Bar Upright P/N 52655-84, 52909-02, 52754-04, 51851-09, Standard Medallion Style Sissy Bar Upright P/N 52735-85 or 52877-08, Standard Square Bar Mini Medallion Style Sissy Bar Upright P/N 53281-06 or 53407-06, Standard Heritage Style Sissy Bar Upright P/N 52731-00 and Standard Round Bar Sissy Bar Upright P/N 52300018 or 52300020.

- 1. **52612-95** Smooth Top-Stitched.
- 2. **52412-79A** Embossed Bar & Shield Logo.
- 3. **52348-97** Heritage Classic Bucket.
- 4. **52347-97** Fat Boy Bucket.
- 5. **51132-98** Smooth Bucket.

**F. BACKREST PADS**

Sized to fit round bar sissy bar uprights, these pads mount to mini medallion-style uprights with two mounting holes.

Fits Standard Round Bar Mini-Medallion Style Upright P/N 52877-10 or 51168-10. Also fits Low Round Bar Mini Medallion Style Sissy Bar Upright P/N 52300401, 51477-06, 54256-10, 52300049 and 52300050.

- 1. **51641-06** Smooth Top-Stitched.
- 2. **51640-06** Smooth Bucket.
- 3. **51622-07** Fat Boy® Lacing Bucket.
- 4. **52300301** CVO™ FXSBSE Style – Black.
- 5. **52300293** CVO FXSBSE Style – Brown.
- 6. **52300336** '14 CVO FXSBSE Style.



F. BACKREST PADS



## 88 SPORTSTER®

### Backrests & Racks

#### A. AIR FOIL PREMIUM LUGGAGE RACK\*

The low-profile aerodynamic styling defines the look of this Luggage Rack. Available in mirror chrome or rich gloss black finish, the die-cast rear "Air Foil" grabs your attention and the Bar & Shield insert adds a signature touch. The elegant round tube rack features inlaid rubber runners for added grip and dedicated bungee mounting points to simplify luggage tie-down. Kit includes all necessary mounting hardware. For added visibility, the rack is designed to incorporate the internal wiring of the Air Foil Rack LED Light Kit P/N 68000076 (red) or 68000077 (smoked) for a clean look.

Fits '04-later XL models equipped with H-D® Detachables™ Sideplates, '06-later Dyna® models (except FXDF, FXDFSE and '10-later FXDWG) equipped with Rigid or Detachable Sideplates, '84-'05 Softail® models (except FLSTN and FXSTD) and '06-later FLST, FLSTC, FLSTNSE and FLSTSC models and '06 FLSTF models equipped with Detachable or Rigid Mount Sideplates.

**54290-11** Chrome.

**54291-11** Gloss Black.

#### B. LED LIGHT KIT

This fast-acting LED Light Kit operates as a supplemental rear running light and brake light. The high, center-mount position places the light in the line-of-sight of following vehicles and the bright, fast-acting LED lamps get you noticed. Wiring is concealed inside the rack tubes for a clean, custom installation. Available with red or smoked lens.

Fits Air Foil Luggage Rack P/N 54290-11, 54291-11 and Air Wing Sissy Bar Upright P/N 52300146 and 52300147. Installation requires separate purchase of model-specific Wiring Harness Kit.

**68000076** Red Lens.

**68000077** Smoked Lens.

#### Also available:

##### LED LIGHT KIT WIRING HARNESS

Required for installation of LED Light Kit on Air Foil Luggage Rack P/N 54290-11 or 54291-11.

##### 70683-08

Fits '14-later XL models with Air Foil Luggage LED Light Kit P/N 68000076 or 68000077.

##### 69368-11

Fits '04-'13 XL models with Air Foil Luggage LED Light Kit P/N 68000076 or 68000077.

#### C. CUSTOM TAPERED SPORT LUGGAGE RACK\*

Smooth sweeping curves and the brilliant chrome or gloss black finish define the look of this Sport Luggage Rack. Designed to complement both round and square bar Sissy Bar Uprights, this sleek rack adds a practical and stylish touch to the motorcycle.

Fits '04-later XL models equipped with H-D Detachables Sideplates, '06-later Dyna models (except FXDF, FXDFSE and '10-later FXDWG) equipped with Rigid or Detachable Sideplates, '84-'05 Softail models (except FLSTN and FXSTD) and '06-later FLST, FLSTC, FLSTNSE and FLSTSC models and '06 FLSTF models equipped with Detachable or Rigid Mount Sideplates.

**50300030** Chrome.

**50300031** Gloss Black.



A. AIR FOIL PREMIUM LUGGAGE RACK – CHROME



A. AIR FOIL PREMIUM LUGGAGE RACK – GLOSS BLACK



B. LED LIGHT KIT – RED LENS SHOWN



C. CUSTOM TAPERED SPORT LUGGAGE RACK – CHROME



C. CUSTOM TAPERED SPORT LUGGAGE RACK – GLOSS BLACK



**\*WARNING:** Do not use this rack as a seat. Do not exceed the fender rack weight capacity. Using as seat or exceeding this capacity could cause handling problems which could result in loss of control and death or serious injury.

*Not all products are available in all countries – please consult your dealer for details.*



D. TAPERED LUGGAGE RACK – CHROME




D. TAPERED LUGGAGE RACK – GLOSS BLACK



E. SPORT LUGGAGE RACK – FOUR BAR



F. SPORT LUGGAGE RACK – FIVE BAR



G. CHOPPED FENDER LUGGAGE RACK – CHROME



G. CHOPPED FENDER LUGGAGE RACK – GLOSS BLACK

**D. TAPERED LUGGAGE RACK\***

Styled to enhance the lines of the motorcycle, this sleek, compact Tapered Rack is an elegant solution for carrying your lunch to work or your luggage across the country.

Fits '04-later XL models equipped with H-D® Detachables™ Sideplates, '06-later Dyna® models (except FXDF, FXDFSE and '10-later FXDWG) equipped with Rigid or Detachable Sideplates, '84-'05 Softail® models (except FLSTN and FXSTD) and '06-later FLST, FLSTC, FLSTNSE and FLSTSC models and '06 FLSTF models equipped with Detachable or Rigid Mount Sideplates.

**53718-04** Chrome.

**53510-07** Gloss Black.

**E. SPORT LUGGAGE RACK – FOUR BAR\***

This sleek rack complements the lines of your motorcycle. Can be used with H-D Detachables or Rigid Mount Sissy Bar Sideplates.

**53899-02** Chrome.

Fits '04-later XL models equipped with Rigid Sideplates. Also fits '02-'05 Dyna models equipped with either Rigid or Detachable sideplates.

**53711-96A** Chrome.

Fits '90-'03 XL models with H-D Detachables Sideplate Kit P/N 53545-95A, '82-'03 XL models with Rigid Mount Sideplate Kit P/N 52806-94B or 5278-82B, '82-'94 FXR models with Rigid Mount Sideplate Kit P/N 52781-82B (except FXRS-CONV. and FXRT) and '96-'01 Dyna models (except FXDWG). All '96-'01 Dyna models equipped with Rigid Mount Sideplates require the separate purchase of Luggage Rack Adapter Kit P/N 53828-00. Also fits '99-'00 FXR models.

**F. SPORT LUGGAGE RACK – FIVE BAR\***

This rack brings touring flexibility to your motorcycle. Can be used with H-D Detachables or Rigid Mount Sissy Bar Sideplates.

**53862-00** Chrome.

Fits '04-later XL models equipped with Detachable Sideplates, '06-later Dyna models (except FXDF, FXDFSE and '10-later FXDWG) equipped with Rigid or Detachable Sideplates, '84-'05 Softail models (except FLSTN and FXSTD), '06-later FLST, FLSTC and FLSTSC models and '06 FLSTF models equipped with Detachable or Rigid Mount Sideplates. Does not fit with Round Bar Uprights P/N 52300018, 52300020, 52300022 and 52300024.

**G. CHOPPED FENDER LUGGAGE RACK\***

This Luggage Rack is the ideal option for your ride across town or across the state. Designed for the chopped rear fender, this simple rack adds practical luggage space without compromising style. Rear supports attach to the fender struts and the rack is secured to the passenger pillion mounting point on the rear fender. Available in your choice of chrome or gloss black finish, this rack is compatible with H-D Detachables Uprights and docking hardware.

Fits '09-later XL883N, '07-later XL1200N, XL1200V and XL1200X models.

**50300040** Chrome.

**54250-10** Gloss Black.



**\*WARNING:** Do not use this rack as a seat. Do not exceed the fender rack weight capacity. Using as seat or exceeding this capacity could cause handling problems which could result in loss of control and death or serious injury.

# 90 SPORTSTER®

## Backrests & Racks

### A. H-D® DETACHABLES™ SOLO RACK\*

Add touring capabilities to your solo seat Sportster® model in less than 60 seconds. This detachable Solo Rack fits over the fender when the passenger pillion is removed. The rack features brazed hand-polished tubing and the chrome-plated or gloss black finish adds a stylish flair. Requires Docking Hardware.

Fits '04-later XL models equipped with solo seat. All models require separate purchase of appropriate Docking Hardware. Docking Hardware is Original Equipment on XL1200T models.

**53494-04** Chrome.

**53512-07** Gloss Black.



A. H-D DETACHABLES SOLO RACK – CHROME



A. H-D DETACHABLE SOLO RACK – GLOSS BLACK

### B. LOCKING H-D DETACHABLES LATCH KIT

This unique lock replaces the camlock on your Harley-Davidson® Detachables™ accessories, providing additional security and peace of mind when parking your vehicle. The kit includes two extended-reach barrel-style keys for easy access to the lock. Key registration and replacement service is available. Sold in pairs.

Fits all models equipped with detachable Sideplates, Racks and Tour-Pak® Luggage Carriers (except '09-later Touring models equipped with detachable Solo Tour-Pak Rack).

**90300087** Chrome.

**90300086** Black.

### C. H-D DETACHABLES LATCH KIT – CHROME

Decorative chrome latches are the perfect way to enhance the appearance of your detachable accessories. Meticulously polished and chrome-plated, these easy-to-install Rotary Latches are a direct replacement for the Original Equipment satin black parts and are a simple way to add a finishing touch to your ride. Latches feature an easy-to-pull finger release to simplify access in hard-to-reach areas.

**12600036**

Fits all models equipped with detachable Sideplates, One-Piece Sissy Bar Uprights, Racks, and Tour-Pak Luggage Mounting Racks.



B. LOCKING H-D DETACHABLES LATCH KIT – CHROME



B. LOCKING H-D DETACHABLES LATCH KIT – BLACK



C. H-D DETACHABLES LATCH KIT – CHROME



**\*WARNING:** Do not use this rack as a seat. Do not exceed the fender rack weight capacity. Using as seat or exceeding this capacity could cause handling problems which could result in loss of control and death or serious injury.

*Not all products are available in all countries – please consult your dealer for details.*

**NEW**

# SPORTSTER® 91

Saddlebags & Luggage

## D. H-D® DETACHABLES™ LOCKING LEATHER SADDLEBAGS

These large-capacity lockable detachable saddlebags are completely removable with the simple pull of the internal handle, leaving your bike clean and ready to cruise the boulevard. The handsome leather slant-style bags feature hidden quick-release clips behind the classic valise straps and black buckles. When removed, the large capacity bags leave behind two simple, inconspicuous docking points. The bags are compatible with both rigid and H-D® Detachables™ accessories when installed with the appropriate docking hardware kits. Luggage capacity: 2400 cubic inches total.

### 90201328

Fits '04-later XL models (except XL1200T and XL1200V). Requires separate purchase of Docking Hardware Kit 90201424. Models not equipped with Passenger Pegs require separate purchase of Passenger Footpeg Kit P/N 50203-04 ('04-'13 models) or P/N 50500270 ('14-later models). Domestic XL883N, XL1200N and XL1200X models require License Plate/Directional Relocation Kit P/N 73279-10. International (non-Canadian) XL883N, XL1200N or XL1200X models require Directional Relocation Kit P/N 67800075. '11-later XL1200C models require Directional Relocation Kit P/N 67800071 (Domestic) or 67800077 (International). All other models require separate purchase of Turn Signal Relocation Kit P/N 68732-02A (Domestic), 68733-02A (International) or Luggage License Plate Kit P/N 60215-06. Does not fit with Rear Axle Covers or Bobtail Fender.

### Also available:

#### DOCKING HARDWARE KIT

Required for installation of H-D Detachable Saddlebag P/N 90201328. Includes all hardware needed for Saddlebag only or Saddlebag with additional detachable accessories.

### 90201424

Fits '04-later XL models (except XL1200T and XL1200V).

### Also available:

#### DOCKING HARDWARE KIT

Required when installing H-D Detachables accessories with H-D Detachables Saddlebag P/N 88358-10.

### 88390-10

Fits '04-later XL models (except XL1200T and XL1200V).

### Also available:

#### LICENSE PLATE/DIRECTIONAL RELOCATION KIT

Required when installing certain XL Saddlebags on models originally equipped with side-mount license plate.

### 73279-10

Fits '07-later XL883N, XL1200N, XL1200V and XL1200X models with side-mounted license plate and equipped with XL Saddlebag Kit P/N 53050-10, 88358-10 or 90342-04A.

### Also available:

#### DIRECTIONAL RELOCATION KIT

Kit moves turn signals from rear fender struts to a license bracket-mounted turn signal bar. Required for installation of fixed mount or detachable saddlebags on XL1200C models.

### 67800071 Domestic.

Fits '11-later XL1200C Domestic models.



D. H-D DETACHABLES LOCKING LEATHER SADDLEBAGS – INSTALLED



D. H-D DETACHABLES LOCKING LEATHER SADDLEBAGS – REMOVED

Not all products are available in all countries – please consult your dealer for details.

## 92 SPORTSTER®

### Saddlebags & Luggage

#### A. DISTRESSED BLACK LEATHER SADDLEBAGS

Distressed leather and diecast buckles provide a tough but functional saddlebag with a distinctive edgy style that exudes a youthful attitude. 3000 cubic inches of luggage capacity ensures you can carry what you need with you at all times. Quick-disconnect clips under the rugged buckles allow easy access to bag contents while always maintaining a sense of style.

##### 90201306

Fits '94-later XL models (except '02-'03 XL883R, XL1200S, XL1200T and models equipped with Rear Axle Covers, Flat Lens Turn Signals, accessory Bullet Style Turn Signals P/N 680005-99 and 68637-99 or '04-later models equipped with Bobtail fender or detachable sideplates). '04-later models (except XL883N, XL1200N, XL1200V and XL1200X models with side-mounted license plates) require separate purchase of Directional Relocation Kit P/N 68474-04B (chrome) or 73281-10 (black). XL883N, XL1200N, XL1200V and XL1200X models with side-mounted license plates require separate purchase of License Plate/Directional Relocation Kit P/N 73279-10. International (non-Canadian) XL883N, XL1200N, XL1200V and XL1200X models require separate purchase of Directional Relocation Kit P/N 67800075. '11-later XL1200C models require purchase of Turn Signal Relocation Kit P/N 67800071 (Domestic) or 67800077 (International). '94-'03 models require separate purchase of Directional Relocation Kit P/N 68485-04. '94-'03 models equipped with H-D® Detachables™ accessories require separate purchase of Docking Hardware Kit P/N 90465-98A or 53532-02.

#### B. RIGID LEATHER LOCKING SADDLEBAGS

These premium textured leather saddlebags are ready to go the distance. The push-button latching swing-out lid is easy to operate with one hand and the fine leather surface and brushed chrome medallion add an elegant touch. The hard-shell design retains its shape in all kinds of weather and is covered in leather for a traditional look. Locking hinged lids offer modern convenience and security. Styled to complement the sleek, narrow Sportster® profile, these bags offer plenty of storage for a trip across town or across the country. Kit includes reflectors. Luggage Capacity: 2400 cubic inches total.

##### 90201321

Fits '04-later XL models (except XL1200T, XL1200V and International (non-Canadian) XL883N, XL1200N or XL1200X models). Domestic XL883N, XL1200N and XL1200X models require License Plate/Directional Relocation Kit P/N 73279-10. '11-later XL1200C models require Directional Relocation Kit P/N 67800071 (Domestic) or 67800077 (International). All other models require separate purchase of Turn Signal Relocation Kit P/N 68732-02A (Domestic), 68733-02A (International) or Layback License Plate Kit P/N 60215-06. Models equipped with H-D Detachables accessories require separate purchase of Docking Hardware Kit P/N 53544-04. Does not fit with Rear Axle Covers or Bobtail Fender.

#### C. SPORTSTER® LEATHER SADDLEBAGS

These saddlebags are constructed from 9 oz. leather with thermoformed backs for added shape retention. Bags feature an embossed "Sportster" script logo for style and quick-disconnect clips under traditional chrome buckles for easy access. Luggage capacity: 3000 cubic inches total.

##### 90201329

Fits '94-later XL models (except XL1200S, XL1200T, '02-'03 XL883R and models equipped with Rear Axle Covers, Flat Lens Turn Signals, accessory Bullet Style Turn Signals P/N 680005-99 and 68637-99 or '04-later models equipped with Bobtail fender or detachable sideplates). '04-later models (except XL883N, XL1200N, XL1200V and XL1200X models with side-mounted license plates) require separate purchase of Directional Relocation Kit P/N 68474-04B (chrome) or 73281-10 (black). XL883N, XL1200N, XL1200V and XL1200X models with side-mounted license plates require separate purchase of License Plate/Directional Relocation Kit P/N 73279-10. International (non-Canadian) XL883N, XL1200N, XL1200V and XL1200X models require separate purchase of Directional Relocation Kit P/N 67800075. '11-later XL1200C models require purchase of Turn Signal Relocation Kit P/N 67800071 (Domestic) or 67800077 (International). '94-'03 models require separate purchase of Directional Relocation Kit P/N 68485-04. '94-'03 models equipped with H-D Detachables accessories require separate purchase of Docking Hardware Kit P/N 90465-98A or 53532-02.

NEW



A. DISTRESSED BLACK LEATHER SADDLEBAGS

NEW



B. RIGID LEATHER LOCKING SADDLEBAGS

NEW



C. SPORTSTER LEATHER SADDLEBAGS

**NEW**

# SPORTSTER® 93

Saddlebags & Luggage



**D. "EXPRESS RIDER" LARGE CAPACITY LEATHER SADDLEBAGS**

## D. "EXPRESS RIDER" LARGE CAPACITY LEATHER SADDLEBAGS

Traditional "pony express" throw-over bag styling is enhanced with a modern rigid mounting structure on this handsome set of leather saddlebags. This Large Capacity Sportster® saddlebag offers the convenience of quick-release clips under conventional buckles for easy access. The riveted leather patch with embossed Bar & Shield logo completes the ageless look. Luggage capacity: 2400 cubic inches total.

### 90201325

Fits '04-later XL models (except XL1200T, XL1200V and International (non-Canadian) XL883N, XL1200N or XL1200X models). Domestic XL883N, XL1200N and XL1200X models require License Plate/Directional Relocation Kit P/N 73279-10. '11-later XL1200C models require Directional Relocation Kit P/N 67800071 (Domestic) or 67800077 (International). All other models require separate purchase of Turn Signal Relocation Kit P/N 68732-02A (Domestic), 68733-02A (International) or Layback License Plate Kit P/N 60215-06. Models equipped with Detachable accessories require separate purchase of Docking Hardware Kit P/N 53544-04 (if not already equipped). Does not fit with Rear Axle Covers or Boptail Fender.

## E. SYNTHETIC LEATHER SADDLEBAGS

Combine street attitude with long-haul versatility and you get these custom bags. Styled with sweeping lines to complement the Sportster fender, these bags feature plenty of storage space for a ride to the store or to Sturgis. The rigid plastic tub, wrapped in rich synthetic leather, offers long-term durability. The traditional straps hide quick-disconnect closures for packing convenience and the chrome buckles provide a look that's pure Harley-Davidson. Luggage capacity: 2000 cubic inches total.

### 90330-08

Fits '04-later XL models (except XL883N, XL1200N, XL1200T, XL1200V, XL1200X, '02-'03 XL883R, models equipped with Rear Axle Nut covers or Flat Lens Turn Signals and models equipped with 2-into-1 exhaust). '04-later models require separate purchase of Turn Signal Relocation Kit P/N 68732-02A (Domestic), P/N 68733-02A (International) or Layback License Plate Kit P/N 60215-06. '11-later XL1200C fitment requires purchase of Turn Signal Relocation Kit P/N 67800071 (Domestic) or 67800077 (International).



**E. SYNTHETIC LEATHER SADDLEBAGS**

## F. HARD SADDLEBAGS\*

Sporty is the best way to describe any Sportster® model decked out with these lockable bags. These hard bags use injection-molded construction. Kit includes Turn Signal Relocation Hardware. Luggage capacity: 2,500 cubic inches total.

Fits '04-later XL models (except XL883N, XL1200N, XL1200T, XL1200V and XL1200X). Installation on vehicles equipped with H-D® Detachables™ Sissy Bar or Luggage Rack requires the separate purchase of Mounting Hardware Kit. '04-later models require Hardware Kit P/N 91405-04.

**91412-04BDK** Primed.

**91412-04AV** Birch White.

**91412-04DH** Vivid Black.



**F. HARD SADDLEBAGS**

\*NOTE: Most custom paint sets and bodywork are painted specifically to order. Please contact your dealer for details of delivery times.

Not all products are available in all countries – please consult your dealer for details.

## 94 SPORTSTER®

### Saddlebags & Luggage

#### A. LEATHER THROW-OVER SADDLEBAGS

These traditional Leather Throw-Over bags feature large side gussets for increased capacity and full-length straps with hidden quick-disconnect clips for easy access.

##### 91008-82C

Fits '82-later XL (except XL1200T), '08-later Dyna® (except FLD) and '84-'99 Softail® models equipped with H-D® Chrome Saddlebag Supports.

#### B. SYNTHETIC LEATHER THROW-OVER ADJUSTABLE SADDLEBAGS

Synthetic leather with embossed "Eagle Wing" logo. 11.0" H x 10.0" W x 3.75" D.

##### 90570-86TA

Fits '82-'03 XL, '91-'05 Dyna and '84-'99 Softail models equipped with Saddlebag Supports.

#### C. CHROME SADDLEBAG SUPPORTS

Keep your throw-over style saddlebags away from the wheel, swingarm and brake caliper. The elegant chrome-plated hoop attaches to the upper shock mount and fender strut, and can be installed on models equipped with rigid-mount sissy bar sideplates and uprights.

##### 90201324

Fits '00-later XL models (except XL1200S, XL1200T and '02-'03 XL883R). Does not fit with H-D® Detachables™.

##### 90799-94D

Fits '94-'15 XL models (except XL1200S, XL1200T and '02-'03 XL883R). Does not fit with H-D Detachables accessories. (Includes Chrome Upper Shock Covers P/N 54711-94).

#### D. TANK BAG

Shaped to fit the contour of the fuel tank, this ballistic nylon UV- and weather resistant tank bag is your perfect traveling companion. The bag features a clear top pouch for at-a-glance viewing of maps and directions. The rigid body retains its shape—even when empty—and the full-length dual-zippered opening provides easy access. The interior features 2 zippered mesh pouches, 1 quick access nylon pouch and large center cavity for storage of larger items. The internal top pouch adds 3 additional storage slots and 3 pen/pencil holders. Headphone port lets you to "plug in" while keeping your device protected inside the bag. Tank Bag features integrated rain cover with reflective striping. Integrated magnets and soft bottom keep the bag secure to tank while preventing scratches to paint. Quick-release clips allow the bag to be removed for easy access to the fuel filler and the comfortable carrying handle makes transportation a breeze.

##### 93300040

Fits '04-later XL models.



A. LEATHER THROW-OVER SADDLEBAGS



B. SYNTHETIC LEATHER THROW-OVER ADJUSTABLE SADDLEBAGS



C. CHROME SADDLEBAG SUPPORTS



D. TANK BAG



**E. TOUR-PAK LUGGAGE**  
(SHOWN WITH H-D DETACHABLES SOLO TOUR-PAK MOUNTING RACK)

## E. TOUR-PAK® LUGGAGE

Add cross-country luggage capacity to your ride with accessory Tour-Pak® Luggage. A cavernous interior will hold one full face helmet or two half helmets. Kit includes backrest pad, interior rubber mat, hardware and instructions. Luggage capacity: 2500 cubic inches. Dimensions: 18.5" W x 17.0" D x 13.0" H. Racks and docking kits sold separately. International models may require separate purchase of License Plate Relocation Kit P/N 60095-00A.

### 53690-06A Smooth Vinyl.

Fits '04-later XL (except XL883N, XL1200C, XL1200N and XL1200T) equipped with Solo Tour-Pak® Rack, '00-later Softail® (except FLS, FLSS, FLSTNSE, FLSTSE, FXCW, FXCWC, FXS, FXSB, FXSBSE, FXSTD and '09 FXSTSSE) equipped with H-D® Detachables™ Solo or Two-Up Tour-Pak Rack and '97-'13 Touring models equipped with H-D Detachables Two-Up or Solo Tour-Pak Racks.

## F. SPORT TOUR-PAK® LUGGAGE\*

Designed to complement the styling of the Softail® and Sportster Hard Saddlebags, the Sport Tour-Pak® Luggage adds increased storage for your ride across town or across the country. The injection molded Tour-Pak Luggage is lockable and includes an interior rubber mat. Large enough to store most full-faced helmets. Racks and docking kits sold separately. International models may require separate purchase of License Plate Relocation Kit P/N 60095-00A. Luggage capacity: 2245 cubic inches.

Fits '04-later XL models (except XL883N, XL1200C and XL1200N) equipped with Solo Seat and Solo Tour-Pak® Rack. Fits '00-'05 Softail® models (except Deuce™) and '06 FLST, FLSTF, and '06-later FLSTC, FLSTN, FLSTSC models equipped with H-D Detachables Solo or Two-Up Tour-Pak Rack. Fits '97-'08 Touring models equipped with Detachable Two-Up or Solo Tour-Pak Racks.

### 53929-12BDK Primed.

**53929-06AV** Birch White.

**53929-06DH** Vivid Black.



**F. SPORT TOUR-PAK LUGGAGE**  
(SHOWN WITH H-D DETACHABLES SOLO TOUR-PAK RACK AND BACKREST PAD)

## G. BACKREST PAD FOR SPORT TOUR-PAK LUGGAGE

This Sport Tour-Pak Backrest Pad is styled to complement a wide variety of Original Equipment or custom seats, and provides comfortable support for your passenger.

### 52872-01

Fits models equipped with Color-Matched Sport Tour-Pak Luggage P/N 53929-XXXX.

## H. H-D® DETACHABLES™ SOLO TOUR-PAK MOUNTING RACK\*\*

The Solo Tour-Pak Rack places the Sport Tour-Pak in a comfortable back-supporting position. The rack is designed to position the Tour-Pak for solo riding. Simply remove the Tour-Pak Rack from the convenient docking hardware, add a passenger pillion and the bike is ready for two-up riding. Tour-Pak, Passenger Backrest Pad and Docking Hardware sold separately.

### 53655-04A

Fits '04-later XL models equipped with solo seat (except XL883N, XL1200C, XL1200N). Designed to accept Color-Matched Sport Tour-Pak P/N 53929-YYXXX, Leather Tour-Pak P/N 53151-00A, 53147-98B, 53018-04A or 53690-06A. Requires separate purchase of appropriate Docking Hardware.



**G. BACKREST PAD FOR SPORT TOUR-PAK LUGGAGE**

**H. H-D DETACHABLES SOLO TOUR-PAK MOUNTING RACK**

\*NOTE: Most custom paint sets and bodywork are painted specifically to order. Please contact your dealer for details of delivery times.



**\*\*WARNING:** Do not use this rack as a seat. Do not exceed the fender rack weight capacity. Using as seat or exceeding this capacity could cause handling problems which could result in loss of control and death or serious injury.

Not all products are available in all countries – please consult your dealer for details.



# 96 SPORTSTER®

## Saddlebags & Luggage

### A. SINGLE-SIDED SWINGARM BAG

Less is more. With enough room for the essentials, these stylish Swingarm Bags eliminate the need to stuff your pockets or bungee a bag across the passenger pillion. Shaped to hug the contour of your bike's frame, these compact bags add an old-school look. Bags are constructed of heavyweight leather and feature a pouch-style flap lid that is secured with two quick-disconnect clips that are hidden behind traditional straps and buckles. The semirigid-backed bag is secured to the left side of the bike with easy-to-install brackets and adjustable straps. Luggage capacity: 430 cubic inches total.

Fits '04-later XL models equipped with Solo Seats. Does not fit XL1200T. Requires removal of passenger pegs.

**90201326** Black Leather.

**90201327** Distressed Brown Leather.

### B. DOWN-TUBE BAG

The perfect place to store a couple of tools, a tire gauge or your disc lock. The rigid-backed bag features a stylish heavy leather flap and traditional strap-and-buckle closures to provide both function and flair. Easy-to-install, the low frame placement is inconspicuous, but still provides quick access when needed. Kit includes all required mounting hardware.

Fits '04-later XL, '08-'13 XR and '06-later Dyna® models (except FLD). Does not fit XL models with engine guard. Does not fit XL models with Boom!™ Audio Cruiser Amp and Speaker Kit P/N 76262-08 or 76320-08. Does not fit with Dyna Oil Cooler Kit P/N 26151-07. Does not fit XL and Dyna models equipped with Front Spoilers.

**93300044** Black Leather.

**93300045** Distressed Brown Leather.

### C. UNIVERSAL SADDLEBAG LOCK KIT

Keep the contents of your existing soft-sided saddlebags safe from the grab-and-go thief. This unique kit features two extra-small barrel locks that can replace existing saddlebag snaps to perform double duty as locks or as snaps when you don't need to lock your bags. Can be keyed to match your barrel-style ignition key. Sold in pairs.

Fits most soft-sided leather and vinyl saddlebags. Does not fit FLHRC and FLHRS.

**90300003** Keyed To Match.

**90300017** Random Key Code.




A. SINGLE-SIDED SWINGARM BAG – BLACK LEATHER



A. SINGLE-SIDED SWINGARM BAG – DISTRESSED BROWN LEATHER



B. DOWN-TUBE BAG – BLACK LEATHER



B. DOWN-TUBE BAG – DISTRESSED BROWN LEATHER



C. UNIVERSAL SADDLEBAG LOCK KIT



**D. SADDLEBAG TRAVEL-PAKS  
(91959-97 SHOWN)**



**E. TANK BRA**



**NEW**

**F. AUXILIARY POWER PORT – HANDLEBAR MOUNT**



**NEW**

**D. SADDLEBAG TRAVEL-PAKS**

Water-resistant liners make packing easy. Feature inner pockets for extra storage and an embroidered Bar & Shield logo.

**91959-97**

Liner dimensions: 12.0" W x 10.0" T x 5.0"D.

**91486-01**

Fits XL models and Dyna® models equipped with Color-Matched Hard Saddlebags.

**E. TANK BRA**

This Tank Bra is made with non-abrasive, fleece-backed vinyl material and features an embroidered Bar & Shield logo. It protects your fuel tank from scratches from keys, belt buckle, etc. Designed for easy installation and a custom fit without disassembly of the tank or seat.

**62027-04**

Fits '04-later XL models equipped with 4.5 gallon fuel tank.

**62030-04**

Fits '04-later XL models equipped with 3.3 gallon fuel tank.

**61929-98**

Fits '97-'03 XL models equipped with 3.3 gallon fuel tanks.

**AUXILIARY POWER PORTS**

Power your cell phone, GPS, portable music player or tire inflator from this handy 12-volt power port. The elegant cast housing features a conventional style power outlet that accepts most 12V automotive power adapter plugs and a pop-top cover to protect the port while not in use.

**F. AUXILIARY POWER PORT – HANDLEBAR MOUNT**

Ideal for powering handlebar-mounted accessories, this elegant cast housing securely clamps to the handlebar to keep your power port within easy reach.

Fits '15-later XG, '14-later XL, '12-later Dyna®, '11-later Softail® and '14-later Road King® models with either 1" or 7/8" diameter handlebars.

**69200971** Chrome.

**69200970** Black.

Fits '12-later Dyna, '11-later Softail and '14-later Road King models with 1-1/4" diameter handlebars.

**69200855** Chrome.

**69200854** Black.

**G. AUXILIARY POWER PORT – HORN MOUNT**

This fuse-protected power port is conveniently located in an easily accessible location just off the horn mount bracket.

**69201136**

Fits EFI equipped models equipped with a side-mount horn (except XG models).

**H. AUXILIARY POWER PORT – SADDLEBAG MOUNT**

This convenient power port mounts to the inside wall of the saddlebag, allowing you to charge cell phones and music players in an out-of-site location. Power port features a quick-disconnect plug for use with detachable saddlebags.

**69200091**

Fits models equipped with 12-volt battery. Does not fit XG or VRSC™ models, Throw-Over or Swingarm Bags. Not for use with accessory Fitted Liners or Premier Liners. Requires separate purchase of Battery Charging Harness P/N 94624-97B, if not already equipped.

**I. USB CHARGING ADAPTOR**

Charge your cell phone, MP3 players and other hand-held devices while on the road. Compact Adaptor plugs into standard and accessory "cigarette lighter" 12-volt power ports and provides a standard USB-style outlet that accepts many phone and music player power cords.

**69200357**

For use with Original Equipment or accessory 12V Auxiliary Power Port.



**NEW**

**G. AUXILIARY POWER PORT – HORN MOUNT**



**NEW**



**H. AUXILIARY POWER PORT –  
SADDLEBAG MOUNT**



**I. USB CHARGING ADAPTOR**

## 98 SPORTSTER®

### Gauges

#### A. COMBINATION DIGITAL SPEEDOMETER/ANALOG TACHOMETER – 4"

Maintain the clean view over the handlebar. This unique Combination Speedometer/Tachometer allows you to monitor engine speed without adding additional handlebar-mounted gauges. The unit mounts in the stock dash opening and is a direct plug-in installation. The backlit gauges include a large LCD (liquid crystal display) information screen that displays odometer/tripmeter data, miles-to-empty readings, an easy-to-read segmented fuel display, a gear position indicator and clock. This valuable information is available to the rider at a glance. The gauge features push-button adjustable backlighting with over 600 color tone options, allowing the rider to adjust pointer, LCD and backlighting colors to match any paint scheme or viewing preference. The digital speed reading can be easily toggled between MPH and kph to simplify cross-border travel. Mileage reinstatement resides in the vehicle ECM so initial mileage will be uploaded at the time of installation.

NOTE: As a result of different vehicle capabilities, the following exceptions apply: Gear position not available on '04-'07 models, Range function not available on '04-'06 XL models and '04-'08 Dyna® models, Fuel level function not available on '04-'06 XL models.

**70900475** Spun Aluminum Dial, MPH/km/h U.S. models. Fits '14-later XL, '12-later Dyna and '11-later Softail® models equipped with 4" speedometer. XL models require separate purchase of Fuel Sensor Kit P/N 61200008A to make use of the fuel level and range function.

**70900100C** Spun Aluminum Dial, MPH/km/h Non-U.S. models. Fits '14-later XL, '12-later FXDB and FXDWG, '11-later FXCWC, FXS and FXSB models with 4" speedometer. XL models require separate purchase of Fuel Sensor Kit P/N 61200008A for fuel level and range function.

**70900274** Spun Aluminum Dial, MPH/km/h Worldwide Models. Fits '04-'13 XL (except XR, XL50 and '04-'08 XL1200R), '04-'11 Dyna models with 4" speedometer and '08-'10 FXCW and FXCWC models. '07-'13 XL models require separate purchase of Fuel Sensor Kit P/N 61200008A to make use of the fuel level and range function. Does not fit XL883 models equipped with Screamin' Eagle® 1200cc Stage I Conversion Kit P/N 29784-07 and 30003-10.

#### Also available:

#### FUEL LEVEL SENSOR KIT

##### 61200008A

Fits '07-later XL models equipped with Combination Digital Speedometer/Analog Tachometer P/N 70900274, 70900100C or 70900475.

#### B. SPORTSTER® FUEL GAUGE KIT\*

Keep an eye on your Sportster® model fuel level without watching how many miles you have traveled. In-tank sending unit employs capacitive sensing technology to accurately monitor the fuel level and relays the information to a handlebar-mounted LED indicator for at-a-glance viewing. The segmented LED display is set into a distinctive housing that replaces the brake master cylinder cover on the right hand control. The individual LED segments glow when the tank is full and count down one-by-one as the fuel level drops. Kit includes sending unit, LED master cylinder cover, wiring harness and all necessary installation hardware.

**75031-09** Black.

Fits '07-later XL and '08-'13 XR models. '14-later XL models require separate purchase of Electrical Connection Kit 72673-11.

\*Some local regulations prohibit using colored lights during vehicle operation on public streets. May not conform to local lighting regulations.

#### C. FUEL TANK TRIM PANEL KIT – CHROME

Set your fuel tank apart from the rest with this mirror chrome Fuel Tank Trim Panel. Fits around the stock fuel cap and is adhesive backed.

##### 61653-04

Fits '04-later XL883C, XL1200C and XL1200L and '08-later XL1200R models. Also fits '04-later XL models equipped with a Sportster® Large Capacity Fuel Tank and Installation Kit P/N 62999-04 or 62999-07.



A. COMBINATION DIGITAL SPEEDOMETER/ANALOG TACHOMETER – 4"



B. SPORTSTER FUEL GAUGE KIT – BLACK



C. FUEL TANK TRIM PANEL KIT – CHROME

# FINDING THE RIGHT FIT

The relationship between the seat, the handlebar and the foot controls has an enormous impact on the comfort, control, and confidence you feel when riding your motorcycle. Once you've picked the bike, it's time to choose the options that match your ride to your personal dimensions.

## SUSPENSION

Adjusting your motorcycle's ride height by raising or lowering the suspension is often the first step in fitting the bike to your stature. Being sure-footed at a stop can really increase your sense of confidence.



## ESTABLISH YOUR POSITION



## HANDLEBARS

Where the bar positions your arms, hands and wrists directly impacts how you feel on the motorcycle. Choose a bar that falls easily to hand, and does not pull you out of the seat when maneuvering.



## SEATS

Seat height and shape impact rider comfort, fit and confidence. Where the seat positions you relative to the foot controls, hand controls and the ground plays a major role in the quality of your ride.



## FOOT CONTROLS

Repositioning your feet can relieve muscle tension, take pressure off the tailbone and reduce fatigue. The correct riding position can add hours of comfort and hundreds of miles to your daily saddle time.

2016	SUSPENSION	SEATS	HANDLEBARS	FOOT SUPPORTS
XL883N	Low Suspension is Stock	Café Seat Badlander® Seat Reach® & Tallboy® Seats Sundowner™ Seat Signature Series® Seat	Clubman Bar Drag Bar Chizeled Low & Tall Bar Mini-Ape Handlebar	Mid-Controls are Stock Further Forward Mid-Controls Standard Forward Controls Adjustable Highway Pegs
XL883L XL1200T	Low Suspension is Stock	Café Seat Badlander Seat Reach & Tallboy Seats Sundowner Seat Signature Series Seat	Iron 883™ Handlebar Chizeled Low & Tall Bar Mini-Ape Handlebar	Further Forward Mid-Controls are Stock Standard Forward Controls Adjustable Highway Pegs
XL1200C	Low Suspension is Stock	Café Seat Badlander Seat Reach & Tallboy Seats Sundowner Seat Signature Series Seat	Iron 883 Handlebar Clubman Bar Reduced Reach Bar	Forward Controls are Stock Further Forward Mid-Controls Reduced Reach Forward Controls Extended Reach Forward Controls
XL1200V	Low Suspension is Stock	Café Seat Badlander Seat Reach & Tallboy Seats Sundowner Seat Signature Series Seat	Drag Bar Iron 883 Handlebar Clubman Bar Chizeled Low & Tall Bar Mini-Ape Handlebar	Forward Controls are Stock Further Forward Mid-Controls Reduced Reach Forward Controls Extended Reach Forward Controls
XL1200X	Low Suspension is Stock	Café Seat Badlander Seat Reach & Tallboy Seats Sundowner Seat Signature Series Seat	Drag Bar Clubman Bar Chizeled Low & Tall Bar Mini-Ape Handlebar Hollywood Handlebar	Forward Controls are Stock Further Forward Mid-Controls Reduced Reach Forward Controls Extended Reach Forward Controls

# 100 SPORTSTER®

Suspension

## PREMIUM SUSPENSION – SMOOTHING OUT THE BUMPS

From gripping sweeping turns with ease to riding over uneven surfaces, the new Harley-Davidson® Premium Ride Single Cartridge Forks and Premium Ride Emulsion Shocks are engineered to instill confidence and improve comfort levels for both rider and passenger.

Designed and tested to work as a complete suspension system, these performance components were subjected to non-stop testing at our proving ground facilities. In tests designed to replicate real-world conditions, we subject the bike to every conceivable road surface, including potholes, bump configurations, railroad crossings and manhole covers. After all that, we torture the components in the lab to ensure reliable performance over the life of the suspension.

### Premium Ride Single Cartridge Forks deliver:


- Improved rider comfort and vehicle maneuverability
- Consistent feel through fork compression and extension
- Improved low- and high-speed shock damping
- Reduced brake dive

### The Premium Ride Emulsion Shocks deliver:

- Fast reaction to road inputs to keep the tire glued to the road
- Improved feeling during small events and quick inputs
- Superior damping for rider control in the twists and turns
- Wide range of adjustability to accommodate a range of loads



A. PREMIUM RIDE SINGLE CARTRIDGE FORK KIT – SPORTSTER MODELS



B. PREMIUM RIDE EMULSION SHOCKS – SPORTSTER MODELS

Not all products are available in all countries – please consult your dealer for details.

# SPORTSTER® 101

Suspension



NEW

**A. PREMIUM RIDE SINGLE CARTRIDGE FORK KIT – SPORTSTER MODELS (STANDARD HEIGHT)**



NEW

**A. PREMIUM RIDE SINGLE CARTRIDGE FORK KIT – SPORTSTER MODELS (LOW-PROFILE)**

## A. PREMIUM RIDE SINGLE CARTRIDGE FORK KIT – SPORTSTER® MODELS

This Single Sided Cartridge Fork provides improved handling performance by keeping the tire in contact with the road surface. Tuned to work in concert with the Premium Emulsion Rear Shocks, the fork damping is controlled by a specifically calibrated piston and valve stack. Unlike typical orifice damping, the piston/valve system helps the cartridge fork achieve a linear damping force curve for consistent feel throughout the compression and extension of the front suspension. The cartridge allows the forks to react quickly to rough roads, inspiring rider confidence in sweeping corners. The compression piston provides excellent low speed damping for a better rider feel, and the rebound spring provides a smoother feel during topping. The cartridge fork resists bottoming and dive, and the triple rate spring and oil lock allows the forks to absorb bumps even under hard braking – giving the rider more control while resisting wheel hop. A perfect addition during the installation of chrome or gloss black lower fork sliders, the kit includes fork pipe, cartridge, fork bolts, main springs and oil seals.

**45400091** Standard Height.  
Fits '04-'15 XL883, XL883C, XL883R, XL1200R and XL1200V and '04-'10 XL1200C models.

**45400090** Low-Profile.  
Fits '11-'15 XL883, XL1200C and XL1200T and '14-'15 XL1200L models.



NEW

**B. PREMIUM RIDE EMULSION SHOCKS – SPORTSTER MODELS**



NEW

## B. PREMIUM RIDE EMULSION SHOCKS – SPORTSTER® MODELS

Experience a comfortable and confidence-inspiring ride – no matter the pavement conditions – with Harley-Davidson® Premium Ride Emulsion Shocks. These fast shocks offer enhanced compression and rebound damping control when compared to typical twin-tube shock absorbers. The nitrogen gas charged shocks resist oil aeration and work with the internal valve stack to provide superior damping control in the twisties. The large pistons and low viscosity high-performance oil allow these shocks to react quickly to impacts and keep the tires tracking the road surface. With the addition of urethane bumpers, you get a controlled ride and minimized bottoming harshness. The locking threaded adjustment lets you fine tune the spring preload to your current riding conditions – whether a solo run on the back roads or a fully-loaded two-up freeway tour. Kit includes left and right shock and preload adjustment spanner wrench.

**54000076** Standard Height.  
Fits '04-'15 XL models (except XL883C, XL1200T, '11-'15 XL883L, '04-'11 XL1200C and '06-'07 XL1200L).

**54000077** Low-Profile.  
Fits '04-'15 XL models (except XL883, XL883R, XL1200R and XL1200T).



**C. TWO-UP PROFILE LOW REAR SHOCK KIT**



## C. TWO-UP PROFILE LOW REAR SHOCK KIT\*

These heavy-duty shocks are tuned for the touring rider carrying a passenger or loaded saddlebags. Shock length and spring rate are engineered to maintain the factory low seat height. The chrome-bodied shocks feature adjustable preload for a comfortable, controlled ride.

**54704-07**  
Fits '07-'15 XL883L, XL883N, XL1200N, XL1200V, XL1200X and '11-'15 XL1200C models.



**\*WARNING:** The Profile Low Front Spring Kit cannot be used independently and must be used with the appropriate Profile Rear Shock Lowering Kit. Installation of any accessory suspension components may affect cornering clearance and jiffy stand operation. This could distract the rider, causing loss of control and death or serious injury.



**\*WARNING:** Installation of any accessory suspension components may affect cornering clearance and jiffy stand operation. This could distract the rider, causing loss of control and death or serious injury.

Not all products are available in all countries – please consult your dealer for details.

# 102 SPORTSTER®

## Foot Controls

### SPORTSTER® FOOT CONTROLS

A long stretch to the controls or a “knees-high” cramped riding position puts strain on your body after even a short ride. Repositioning your feet on the controls relieves muscle tension, takes pressure off the tail bone, and reduces rider fatigue. Where your feet contact the controls can often determine how many miles you can put on in a day.

Many Sportster® models can be equipped with the following foot control configurations:

#### MID-CONTROLS:

Original Equipment on some models. Mid-Controls position the feet below the knee for a sporting riding posture.

#### FURTHER FORWARD MID-CONTROLS:

Achieves a comfortable foot-down riding position for the taller rider.

#### REDUCED REACH FORWARD CONTROLS:

Provides a foot-forward boulevard style without straining to reach the controls.

#### STANDARD FORWARD CONTROLS:

Places the legs for a “feet-in the-wind” laid back profiling posture.

#### EXTENDED REACH FORWARD CONTROLS:

Accommodates the tallest rider by stretching the leg a full 3.5” further forward.

### A. STANDARD FORWARD CONTROL KIT\*

Add the stretched-out look and extended riding position to your Sportster model. The complete kit includes all hardware necessary to convert your Sportster model from mid-controls to forward controls. Available in your choice of finishes, these forward controls add style and long range comfort. (Footpegs and shifter peg not included.)

Fits '14-later XL models. Requires separate purchase of stock or accessory rider position footpegs with wear pegs that fit '14-later XL1200 models.

**50700020** Chrome with Black Peg Bracket.

**50700021** Black.

Fits '06-'13 XL models with mid-controls. XL1200L requires separate purchase of footpegs P/N 33134-07CAZ and 33135-07CAZ.

**33395-06A** Chrome.

**33398-06A** Polished.

**33397-07A** Black.

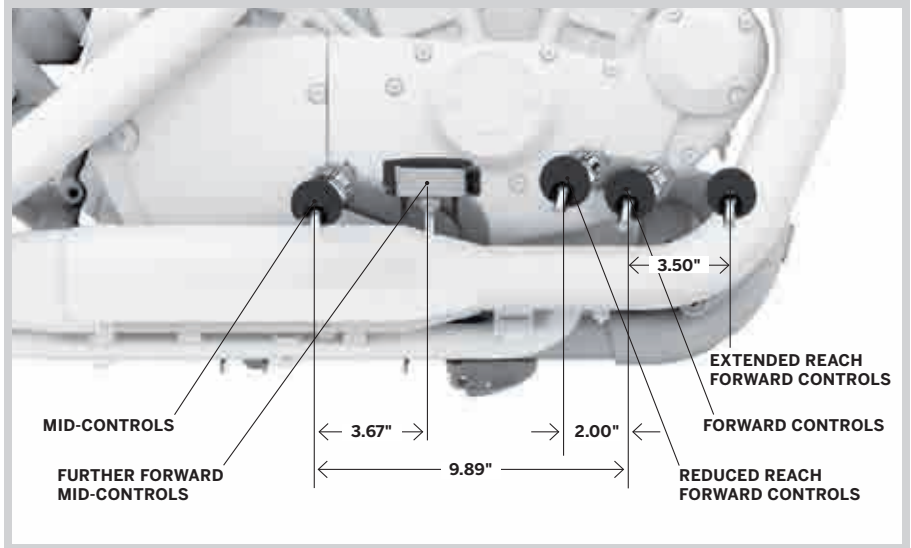
Fits '04-'05 XL models. Does not fit with 2-into-1 Exhaust Systems.

**33398-04** Polished.

Fits '91-'03 XL (except XL883R). Does not fit with 2-into-1 Exhaust Systems. Current owners of Engine Guard P/N 49018-88A and 49018-88B will need to purchase bracket P/N 49014-86A for proper fitment (sold separately). This kit will not fit on vehicles equipped with an early style engine guard. Use Engine Guard Kit P/N 49018-88C when adjustable highway peg supports are installed.

**33891-98** Chrome.

**33892-98** Polished.



FOOT CONTROL POSITION COMPARISON



A. STANDARD FORWARD CONTROL KIT – CHROME  
(50700020 SHOWN)



A. STANDARD FORWARD CONTROL KIT – BLACK  
(33397-07A SHOWN)



**\*WARNING:** Installation of accessory Forward Control Kits may affect cornering clearance. This could distract the rider, causing loss of control, resulting in death or serious injury.

Not all products are available in all countries – please consult your dealer for details.

# SPORTSTER® 103

Foot Controls



**B. EXTENDED REACH FORWARD CONTROL CONVERSION KIT – SPORTSTER MODELS**

## B. EXTENDED REACH FORWARD CONTROL CONVERSION KIT – SPORTSTER® MODELS\*

This kit extends the rider foot controls a full 3.5" forward, .9" out, and .375" up of the stock location, providing the tall rider a stretched out comfortable riding position. This comprehensive kit includes everything necessary for installation. The kit includes brake and shifter mounting brackets, brake lever, brake and shift linkage, replacement wear pegs, and all the required hardware. The kit is compatible with Original Equipment or accessory foot pegs, shifter pegs and small brake pedal pads.

**50700030**

Fits '14-later XL models with forward controls. Installation requires reuse of Original Equipment rider footpegs with wear peg or separate purchase of accessory footpegs with wear peg.

## C. REDUCED REACH FORWARD CONTROL CONVERSION KIT\*

Love the look and riding position you get with forward controls but not comfortable with the long stretch forward? This Forward Control Conversion Kit repositions the Original Equipment footpegs and foot controls up and back by 2.0" and positions the controls closer to the rider for added comfort and confidence. This kit provides additional leg clearance around the chassis and air cleaner by moving the footpegs outward 1.5" (left) and 0.5" (right). The reduced reach places the rider's boot at the proper pivot point for improved leverage, while maintaining the "foot-forward" riding profile. This easy-to-install Conversion Kit includes heavy-duty steel mounts and shortened brake rod and reuses Original Equipment control supports and brake and shift levers or can be personalized with your choice of custom lever styles.

**50700026**

Fits '14-later XL models equipped with forward foot controls.

**50700010**

Fits '04-'13 XL models equipped with forward controls.



**C. REDUCED REACH FORWARD CONTROL CONVERSION KIT (50700026 SHOWN)**

## D. FURTHER FORWARD MID-CONTROL KIT

Feel a little cramped when your feet are placed on the standard-location mid-controls? This kit repositions the controls 3.0" forward of the stock location, eliminating the "knees-high" riding attitude while maintaining a sporty upright riding posture. The forward location provides an open path for your feet to aid maneuvering the bike while parking and improves access to the jiffy stand for a shorter rider. Kit includes control mounts, brake and shift levers, brake rod, mini-footboards with wear pegs and all hardware necessary to convert your mid- or forward-control equipped Sportster® model.

Fits '14-later XL models.

**50700027** Chrome.

**50700028** Gloss Black.



**D. FURTHER FORWARD MID-CONTROL KIT – CHROME**



**D. FURTHER FORWARD MID-CONTROL KIT – GLOSS BLACK**



**\*WARNING:** Installation of accessory Forward Control Kits may affect cornering clearance. This could distract the rider, causing loss of control, resulting in death or serious injury.

Not all products are available in all countries – please consult your dealer for details.



# 104 SPORTSTER®

## Foot Controls

### A. PASSENGER FOOTPEG MOUNT KIT – BLACK

A necessary addition when converting your solo seat Sportster® model to a two-up passenger-carrying ride. Kit includes black mounting brackets, Original Equipment-style footpegs and all necessary mounting hardware.

**50500270**

Fits '14-later XL models.

**50203-04**

Fits '04-'13 XL models.

### B. PASSENGER FOOTPEG MOUNT KIT – CHROME

Nicely complements any passenger footpeg kit. We've taken the Original Equipment black-painted component to ensure product quality and polished and chrome-plated it for a great look. Footpegs sold separately.

**49322-04**

Fits '04-'13 XL models. XL883, XL883L, XL883N, XL1200N, XL1200V and XL1200X models require separate purchase of four Screws P/N 4748.

**50610-86T** Fits '82-'03 XL models.

### C. ADJUSTABLE PASSENGER FOOTPEG MOUNT KIT

Maximize your passenger's riding comfort. Proper foot position reduces the cramped or stretched-out feeling and relieves pressure on the knees and the tailbone. These Adjustable Mounts raise and lower the passenger footpeg to accommodate taller and shorter passengers. Easy to adjust with common tools, the mount adjusts through a 360° range (depending on model), allowing both fore and aft and up and down height adjustment. Kit includes left and right adjustable support assembly and all required mounting hardware. Footpegs sold separately.

**50763-09**

Fits models with H-D® male mount-style passenger footpeg supports (except Softail® models). Does not fit with Heel Raiser Footpeg Kit P/N 50178-09. Does not fit the rider position.



A. PASSENGER FOOTPEG MOUNT KIT – BLACK



B. PASSENGER FOOTPEG MOUNT KIT – CHROME (49322-04 SHOWN)

B. PASSENGER FOOTPEG MOUNT KIT – CHROME (50610-86T SHOWN)



C. ADJUSTABLE PASSENGER FOOTPEG MOUNT KIT

# SPORTSTER® 105

## Foot Controls



**D. ADJUSTABLE HIGHWAY PEG SUPPORT KIT**



### **D. ADJUSTABLE HIGHWAY PEG SUPPORT KIT\***

So you're not your average Sportster® motorcycle rider. But then again, there is nothing average about Harley-Davidson. These chrome-plated Highway Peg Supports adjust easily and quickly into three height-accommodating positions. Use with your choice of H-D® small male mount-style footpegs (not included). Includes all necessary hardware.

**49053-04A**

Fits '04-later XL models with mid controls.

### **E. CUSTOM GEAR SHIFT LINKAGES**

Kick your custom into gear with this collection of high-quality Custom Shift Linkages. Available in a variety of designs to match your bike's style, these linkages feature aircraft quality rod ends for easy adjustment and smooth operation. The easy-to-install linkage kit includes a transmission cover and decorative acorn nuts and bolts for a complete custom look.

Fits '04-later XL models equipped with standard forward controls.

**1. 34840-09** Skull.

**2. 33778-09** Black Anodized Slotted Linkage.

### **F. JIFFY STAND EXTENSION**

Jiffy Stand Extension kits have been ergonomically designed to simplify the deployment and retraction of the jiffy stand. The extension is shaped to simplify locating the tab with your boot and aid in swinging the jiffy stand into position. The move feels natural and adds confidence when parking your motorcycle in a tight spot. Kit mounts to Original Equipment jiffy stand and includes all required mounting hardware.

**50462-11** Black.

Fits '07-later XL and '08-'13 XR models (except XL50, XL883C, XL1200L, XL1200T, XL1200V, '07-'08 XL883, XL883R and XL1200R and '09-'10 XL1200C). Does not fit '09-later XL883N, XL1200N and XL1200X for International markets AUS, BRZ, ENG and HDI.

**50250-04** Chrome.

Fits '04-'13 XL883C and XL1200L, '04-'10 XL1200C and '04-later XL1200V models. Also fits XL883N and XL1200N models for International markets AUS, BRZ, ENG, HDI and India.



**D. ADJUSTABLE HIGHWAY PEG SUPPORT KIT**



**E. CUSTOM GEAR SHIFT LINKAGES**



**F. JIFFY STAND EXTENSION – BLACK**



**F. JIFFY STAND EXTENSION – CHROME**



**\*WARNING:** Do not use highway pegs under normal stop and go operating conditions. Doing so could result in death or serious injury.

Not all products are available in all countries – please consult your dealer for details.

# 106 SPORTSTER®

## Engine Guards

### A. ENGINE GUARD\*

The unique soft curve shape adds style to function. The one-piece Engine Guard is designed to complement the lines of the Sportster® motorcycle and the choice of finishes adds the perfect finishing touch. Add your choice of Engine Guard Mounted Highway Pegs (sold separately) to change your foot position on a long ride.

Fits '04-later XL and XR models (except XL1200T, '16-later XL1200X and '11-later XL883L). (Will not fit with Front Spoilers.)

**49060-04** Chrome.

**49215-07** Gloss Black.

Fits '11-later XL883L and '14-later XL1200T models. (Will not fit with Front Spoilers.)


**49287-11** Chrome.

### B. SOFT LOWERS

Extend your riding season. Full coverage Soft Lowers provide wind and mud protection for the rider's legs and boots and minimize cold updrafts as the weather changes. Covers are custom shaped to hug the engine guard to minimize flapping and they clip in place for speedy installation as the weather changes. Two-way zippered outer edge accommodates guard-mounted highway pegs in almost any position. Reflective piping provides added visibility and convenient zippered pockets provide additional storage for maps or other small items.

#### 57100211

Fits '04-later XL models (except '11-later XL883L and '14-later XL1200T) equipped with Engine Guard P/N 49060-04 or 49215-07. Does not fit Mustache Engine Guards.



A. ENGINE GUARD – CHROME



A. ENGINE GUARD – GLOSS BLACK



B. SOFT LOWERS



B. SOFT LOWERS



**\*WARNING:** Engine guards may provide limited leg and cosmetic vehicle protection under unique circumstances (fall over while stopped, very low speed slide). They are not made nor intended to provide protection from bodily injury in a collision with another vehicle or any other object.

# SPORTSTER® 107

## Engine Guards

### C. MUSTACHE ENGINE GUARD\*

Combine classic shape and modern function for a unique twist on engine protection. The flow of this Engine Guard complements the bike's traditional style while the gracefully curved upper section incorporates highway pegs into the shape. The integrated rubber pads offer a comfortable and slip-resistant cushion for your feet while traveling the open road. One-piece engine guard kit includes all required mounting hardware.

Fits '04-later XL and '08-'13 XR models. (Will not fit with Front Spoilers.)

**49000005** Chrome.

**49000006** Gloss Black.

### D. ENGINE GUARD\*

This highly-polished, chrome-plated guard matches stock plating and works great with the Sportster® Forward Controls.

**49018-88C** Chrome.

Fits '82-'03 XL models. '82-early '84 models require Bracket P/N 49014-85. Will not fit with Front Spoilers.



C. MUSTACHE ENGINE GUARD – CHROME



C. MUSTACHE ENGINE GUARD – GLOSS BLACK



D. ENGINE GUARD – CHROME



**\*WARNING:** Engine guards may provide limited leg and cosmetic vehicle protection under unique circumstances (fall over while stopped, very low speed slide). They are not made nor intended to provide protection from bodily injury in a collision with another vehicle or any other object.



**\*WARNING:** Do not use engine guard footpegs under normal stop and go operating conditions. Doing so could result in death or serious injury.

Not all products are available in all countries – please consult your dealer for details.

# 108 SPORTSTER®

## Chassis Trim — Front End

### A. LOWER FORK SLIDERS – GLOSS BLACK

These gloss black coated sliders are the ultimate extension of your bike's "dark side" and make a perfect custom addition to your blacked-out ride. Manufactured to Original Equipment specifications, the durable black coating is a great match to other H-D® black components.

#### 45500261

Fits '14-later XL883L and XL1200T models.

### B. LOWER FORK SLIDERS – CHROME

Competitively priced, these chrome-plated Lower Fork Sliders give your bike upfront style. Form follows function, with polished triple chrome-plating and a stamped "Harley-Davidson" script logo for product identification. A perfect addition during the installation of Profile® Low Front suspension components. To ensure proper fitment and function, these sliders are manufactured from Original Equipment components.

#### 45500258

Fits '14-later XL883L and XL1200T models.

#### 45500226

Fits '11-later XL1200C models.

#### 45500238

Fits '14-later XL1200V models.

#### 46562-04A

Fits '08-'11 XL1200L, '12-'13 XL1200V and '08-'10 XL models (except XL883N, XL883R, XL1200N, XL1200R and XL1200X).



A. LOWER FORK SLIDERS – GLOSS BLACK



B. LOWER FORK SLIDERS – CHROME

# SPORTSTER® 109

Chassis Trim — Front End



**C. FRONT AXLE NUT COVERS – CHROME**



**C. FRONT AXLE NUT COVERS – GLOSS BLACK**




**D. "H-D MOTOR CO." LOGO FRONT AXLE NUT COVERS**



**E. BURST COLLECTION FRONT AXLE NUT COVERS**



**F. WILLIE G SKULL FRONT AXLE NUT COVERS**



**G. FORK AXLE RETAINER NUT KIT – CHROME (SHOWN WITH CHROME DRAIN SCREW KIT)**

## C. FRONT AXLE NUT COVERS

Cover the front axle in style. Available in your choice of styles, these custom Axle Nut Covers look great with Original Equipment satin-finish fork sliders or add the finishing touch to a complete chrome or blacked-out front end. Easy to install kits include all necessary mounting hardware. Sold in pairs.

Fits '02-'11 VRSC™ (except VRSCF and VRSCR), '15-later XG, '08-later XL, '08-later Dyna®, '07-later Softail® (except Springer™, FLSTNSE, FXCW, FXCWC, FXSBSE, FXST-Aus and FXSTD) and '08-later Touring and Trike models.

**44117-07A** Chrome – Die-cast.

**44116-07A** Chrome – Billet.

**4300026** Gloss Black – Die-cast.

**43428-09** Gloss Black – Billet.

Fits '88-'07 XL, '91-'03 FXD, FXDX, FXDXT, FXDL, FXDS-CONV, '93-'05 FXDWG, '88-'07 FXR, '87-later FLXR, FXRS-SP and FXWG, '84-'06 Softail (except Springer and FXSTD) and '80-'99 Touring models.

**43899-86A** Chrome – Die-cast.

## D. "H-D MOTOR CO." LOGO FRONT AXLE NUT COVERS

Die-cast, chrome-plated covers feature the "Harley-Davidson Motor Co." logo in black. Includes Allen®-head set screws and wrench for easy installation.

**44148-07A**

Fits '02-'11 VRSC (except VRSCF and VRSCR), '15-later XG, '08-later XL, '08-later Dyna, '07-later Softail (except Springer, FLSTNSE, FXCW, FXCWC, FXSB, FXSBSE, FXST-Aus and FXSTD) and '08-later Touring and Trike models.

## E. BURST COLLECTION FRONT AXLE NUT COVERS

Finish your blacked-out forks in style. Rich black and prismatic machined surfaces provide the contrast and the race-track ridges and the inner spider design make a powerful visual statement. Easy to install kit includes mounting hardware.

**43000031**

Fits '02-'11 VRSC (except VRSCF and VRSCR), '15-later XG, '08-later XL, '08-later Dyna, '07-later Softail (except Springer, FLSTNSE, FXCW, FXCWC, FXSB, FXSBSE, FXST-Aus and FXSTD) and '08-later Touring and Trike models.

## F. WILLIE G SKULL FRONT AXLE NUT COVERS

Add a little attitude to your ride. Styled to complement Harley-Davidson® Skull accessory items, the menacing raised skull with black-filled eyes leaps from a field of chrome. The surrounding "Harley-Davidson Motorcycles" script is the perfect finishing touch. The Axle Nut Covers are easy to install and include all necessary mounting hardware. Sold in pairs.

**43163-08A**

Fits '02-'11 VRSC (except VRSCF and VRSCR), '15-later XG, '88-later XL, '91-later Dyna, '84-later Softail (except Springer, FLSTNSE, FXCW, FXCWC, FXSB, FXSBSE, FXST-Aus and FXSTD), '99-later Touring and '08-later Trike models.

## G. FORK AXLE RETAINER NUT KIT – CHROME

It's the details that count. Complete the chrome transformation by adding this finishing touch to your chrome fork sliders. This Axle Retainer Nut Kit includes the stylish chrome-plated nuts and chrome lockwashers necessary to replace the stock hardware.

**45802-03**

Fits '88-later XL models, '93-'05 FXD, FXDL, FXDS-CONV., FXDX and FXDX-T and '88-'94 FXR, FXRS, FXRS-SP, FXRS-CONV., FXLR and FXRT models.

**Shown with:**

## FORK SLIDER DRAIN SCREW KIT – CHROME

This Fork Slider Drain Screw Kit includes two chrome-plated drain screws and the seals required to replace the stock hardware.

**45815-03**

Fits '73-'13 XL models (except XL883L, XL1200S, XL1200X and '11-later XL1200C), '78-'86 FX models, '95-'05 FXD, '93-'05 FXDL, '94-'00 FXDS-CONV, '99-'00 CVO FXR models, and '00-'07 FXSTD models.

*Not all products are available in all countries – please consult your dealer for details.*

# 110 SPORTSTER®

Chassis Trim — Front End

## A. SCREAMIN' EAGLE® FORK BRACE – CHROME

This Chrome Fork Brace is machined from billet aluminum, then polished and chrome-plated. Easy to install, this brace offers increased torsional rigidity.

### 46192-99A

Fits '87-later XL (except XL883N, XL883L, XL1200N, XL1200T, XL1200X and '11-later XL1200C), '91-'05 Dyna® (except FXDWG) and FXR models (except FXRT) with 39mm front forks. (Will not fit with Chrome Fork Sliders).



A. SCREAMIN' EAGLE FORK BRACE – CHROME

## B. CLASSIC CHROME STEERING STEM BOLT COVER KIT

For a finished appearance of the upper fork clamp on all models with 39mm forks.

### 48329-90A

Fits XL and '91-'05 Dyna (except FXDWG) and FXR models with 39mm forks.



B. CLASSIC CHROME STEERING STEM BOLT COVER KIT

## C. UPPER FORK STEM COVERS – CHROME

Highlighted with a unique Bar & Shield logo, these polished triple chrome-plated covers add an additional clean-looking appearance to your upper fork. Kit comes complete with three covers, mounting hardware and wrench for easy on-the-spot installation.

### 46129-98B

Fits '88-'13 XL (except XL883C, XL1200C and XL1200S), '95-'05 FXD, '93-'05 FXDL, '94-'05 FXDS-CONV and '90-later FLS, FLSS, FLSTF, FLSTFB, FLSTFBS and FLSTN and '86-later FLSTC models.



C. UPPER FORK STEM COVERS – CHROME

## D. BRAKE CALIPER INSERTS

Easy-to-install inserts add a finishing touch to the front and rear brake calipers. Select a style that follows your custom direction. Self-adhesive backing. Sold individually.

Fits front and rear brake calipers on '14-later XL models.

**61400306** Willie G Skull.

**61400307** Live to Ride – Gold & Chrome.

**61400308** H-D Motor Co.



## E. BRAKE CALIPER INSERTS

Easy-to-install inserts add a finishing touch to the front and rear brake calipers. Select a style that follows your custom direction. Self-adhesive backing.


Fits front and rear calipers on '04-'13 XL models.

**1. 42070-07** Willie G Skull Collection.

**2. 44622-04** "Live to Ride" Logo Collection.



D. BRAKE CALIPER INSERTS



E. BRAKE CALIPER INSERTS






**F. BRAKE CALIPER KIT – RED**  
(41300134 SHOWN)



**F. BRAKE CALIPER KIT – RED**  
(41300134 SHOWN)



**G. BRAKE CALIPER KIT – CHROME**  
(44395-00A SHOWN)



**G. BRAKE CALIPER KIT – CHROME**  
(44392-00A SHOWN)




**H. "BIG SPOKE" SPROCKET COVER – CHROME**



**I. SPROCKET COVER – CHROME**



**J. SPROCKET HARDWARE – CHROME HEX HEAD**



**K. REAR SPROCKET BOLT COVER KIT**

## F. BRAKE CALIPER KIT – RED

Dress your bike in the latest high-performance look. Brilliant red calipers make a powerful visual statement and set your bike apart from the ordinary. Manufactured from Original Equipment components for proven performance, these calipers will add a stylish touch to the stock bike or add the perfect finish to a complete custom equipped with chrome or blacked-out wheels, rotors and fork sliders.

### 41300134 Front & Rear Kit.

Fits '14-later XL models equipped with single disc front brakes. Kit includes one front and one rear caliper. Includes brake pads.

### 41300131 Front & Rear Kit.

Fits '11-'13 XL models equipped with single disc front brakes. The kit includes one front and one rear caliper. Includes brake pads.

### 41300142 Front & Rear Kit.

Fits '08-'10 XL models equipped with single disc front brakes. The kit includes one front and one rear caliper. Includes brake pads.

### 41300126 Front – Single Disc.

Fits '00-'03 XL, '00-'07 Dyna® and '00-'07 Softail® models (except Springer™) equipped with single disc front brakes. Brake pads sold separately.

### 41300120 Front – Dual Disc.

Fits '02-'05 VRSC™, '00-'03 XL, '00-'07 Dyna and '00-'07 Touring models equipped with dual disc front brakes. Brake pads sold separately.

## G. BRAKE CALIPER KIT – CHROME

Add the shine of chrome to your front end with this highly-polished Chrome Front Brake Caliper Kit. Manufactured from Original Equipment components for proven performance, these calipers are a great addition to the stock front end or they add the finishing touch to a complete custom with chrome wheels, rotors and chrome fork sliders. (Brake pads and pad pins not included.)

### 44395-00A Front – Single Disc.

Fits '00-'03 XL, '00-'07 Dyna and '00-'07 Softail models (except Springer) equipped with single disc front brakes.

### 44392-00A Front – Dual Disc.

Fits '02-'05 VRSC, '00-'03 XL, '00-'07 Dyna and '00-'07 Touring models equipped with dual disc front brakes.

## H. "BIG SPOKE" SPROCKET COVER – CHROME

Muscle rules. Big, beefy spokes define the distinctive hot rod styling and the small trapezoidal openings are reminiscent of Detroit's street performance wheels of the late '60s. The chrome-plated steel cover disguises the Original Equipment sprocket and complements both stock and custom wheels. Easy to install, this cover provides the look of a billet sprocket at a fraction of the cost.

### 40124-10

Fits '04-later XL (except '16-later XL1200X) and XR models.

## I. SPROCKET COVER – CHROME

The five-spoke Sprocket Cover matches the styling of the Original Equipment sprocket, providing the appearance of a chrome sprocket at a fraction of the cost. The raised ribs mimic the look of a billet sprocket. Easy to install, the cover looks great with Chrome Upper and Lower Belt Guards.

### 91746-03

Fits '04-later XL (except '16-later XL1200X) and XR models.

## J. SPROCKET HARDWARE – CHROME HEX HEAD

This kit includes highly-polished, chrome-plated, grade 8 hex head screws with chrome-plated washers, providing an extra custom accent. The perfect addition to the chrome sprocket. Made from the same Original Equipment bolts to ensure product integrity. Also works with chrome belt sprocket covers and Original Equipment sprockets.

### 94708-98

Fits '91-later XL and '93-'99 Dyna and Softail models.

## K. REAR SPROCKET BOLT COVER KIT

These chrome-plated covers with internal spring clips hide the Original Equipment sprocket bolts for a clean, custom look. Set of 5 covers.

### 43876-04

Fits '04-later XL, '93-later Softail and '99-later Touring models with Original Equipment 7/16" hex head sprocket mounting bolts (5/8" hex across the flats).



# 112 SPORTSTER®

## Chassis Trim — Rear End

### A. UPPER BELT GUARD – CHROME

Attract attention to your Sportster® motorcycle by replacing the black Original Equipment component, providing exceptional chrome-plated detail to the rear drive system. Easy to clean and simple to install.

**60402-04A** Fits '04-later XL models.

### B. LOWER BELT GUARD – CHROME

This handsome steel cover is polished, chrome-plated and designed to replace the Original Equipment black plastic cover. Easy to install, this guard looks great when combined with a Harley-Davidson® Chrome Upper Belt Guard.

**57100226** Fits '04-later XL models.

### C. SWINGARM – CHROME

The ultimate chrome accessory, polished to the highest standard using bright plating to match Original Equipment chrome. Affordable and convenient, with no troublesome exchanges necessary. Factory specifications guarantee exact fitment, unparalleled quality and an affordable price. Stamped with the Harley-Davidson Bar & Shield logo.

**48434-05A**

Fits '05-later XL models (except XL1200T).

### D. BUCKSHOT UPPER BELT GUARD – GLOSS BLACK

Add the "blacked-out" look of the Nightster® motorcycle to your Sportster model. The perforated "Buckshot" design visually lightens the belt guard and adds a raw, purposeful edge to the bike's profile.

**60379-09A**

Fits '04-later XL models.

### E. BUCKSHOT LOWER BELT GUARD – GLOSS BLACK

This handsome gloss black steel guard replaces the Original Equipment plastic debris deflector to provide a rich smooth surface that complements the upper belt guard and swingarm. The perforated "Buckshot" design adds an open look while protecting the belt from stones and debris.

**57100297**

Fits '04-later XL models.



**A. UPPER BELT GUARD – CHROME**  
(SHOWN WITH CHROME LOWER BELT GUARD AND SWINGARM)



**B. LOWER BELT GUARD – CHROME**



**C. SWINGARM – CHROME**



**D. BUCKSHOT UPPER BELT GUARD – GLOSS BLACK**



**E. BUCKSHOT LOWER BELT GUARD – GLOSS BLACK**

**A. PRODUCT HEAD**

Features and benefits.

Features and benefits. Plus 3 points before.

**Product Subhead (plus 3 bfore) (not shown)**

Features and benefits.

**12345678C** Prod fitmnt no rule. **\$000.00**

Product fitment with rule/no indent. Product fitment with rule/no indent.

**12345-09** Prod fitmnt w/rule on price line. **\$000.00****B. 12345-09** Prod fitmnt/cap/rule. **\$000.00****B. 12345-09** Prod fitmnt/cap/no rule. **\$000.00**

Product fitment with rule/no indent. Product fitment with rule/no indent.

NOTE: Additional info for product fitment.

**C. PRODUCT HEAD**

Features and benefits.

Features and benefits. Plus 3 points before.

**Shown with:/Subhead style****Product Subhead**

Features and benefits.

**12345-09MMM** Prod fitmnt. CShop/rule. **\$000.00****12345-09MMM** Prod fitmnt. CShop/no rule. **\$000.00**

Product fitment with rule/no indent. Product fitment with rule/no indent.

**D. 12345-09MMM** Prod fitmnt. CShop/cap/rule. **\$000.00****D. 12345-09MMM** Prod fitmnt. CShop/cap/no rule. **\$000.00**

Product fitment with rule/no indent. Product fitment with rule/no indent.

NOTE: Additional info for product fitment.

G. PRODUCT IMAGE TITLE

H. PRODUCT IMAGE TITLE

I. PRODUCT IMAGE TITLE

J. PRODUCT IMAGE TITLE

K. PRODUCT IMAGE TITLE

L. PRODUCT IMAGE TITLE



F. SHOCK BOLT COVERS – CHROME



F. SHOCK BOLT COVERS – GLOSS BLACK



G. BAR &amp; SHIELD LOGO REAR AXLE COVERS – CHROME




G. BAR &amp; SHIELD LOGO REAR AXLE COVERS – GLOSS BLACK



H. SWINGARM PIVOT BOLT COVERS – CHROME



H. SWINGARM PIVOT BOLT COVERS – GLOSS BLACK



I. SWINGARM PIVOT BOLT COVERS – WILLIE G SKULL COLLECTION



J. REAR BRAKE RESERVOIR COVER

**F. SHOCK BOLT COVERS**

It's the details that complete the look of your bike. These Shock Bolt Covers are designed to hide the upper shock mounting hardware and provide a custom look to the rear of your bike. Easy-to-install, the kit includes left and right bolt covers and all required mounting hardware.

Fits '04-'15 XL and '06-later Dyna® models (except FLD, FXDF and FXDL). Does not fit with H-D® Detachables™ Leather Saddlebag Kit P/N 90181-08A.

**54000016** Chrome.

**54000017** Gloss Black.

**G. BAR & SHIELD LOGO REAR AXLE COVERS**

Die-cast cover conceals the side of the swingarm and axle. Unique styling features an embossed Bar & Shield logo. Easy to install without removing the rear wheel. Kit includes all necessary mounting hardware.

Fits '05-later XL883C, XL883L, XL883N, XL1200C, XL1200L, XL1200N, XL1200V and XL1200X models. Also fits '05-later XL models equipped with Low Rear Suspension Kit P/N 54731-04, 54733-04 or 54750-05. (Will not fit models equipped with saddlebags or Chrome Billet Shock Hardware Kit P/N 54337-05.)

**46399-05A** Chrome.

**43013-09A** Gloss Black.

**H. SWINGARM PIVOT BOLT COVERS**

Cover the swingarm pivot bolt in classic style. Available in your choice of chrome or gloss black finish, these easy-to-install kits include left and right die-cast pivot bolt covers and necessary mounting hardware.

Fits '04-'13 XL models.

**43580-04** Chrome.

**47625-09** Gloss Black.

**I. SWINGARM PIVOT BOLT COVERS – WILLIE G SKULL COLLECTION**

Add a little attitude to your ride. Styled to complement Harley-Davidson® Skull accessory items, the menacing raised skull with black-filled eyes leaps from a field of chrome. The surrounding "Harley-Davidson Motorcycles" script is the perfect finishing touch. This easy-to-install kit includes left and right pivot bolt covers and necessary mounting hardware.

**42072-07** Fits '04-'13 XL models.

**J. REAR BRAKE RESERVOIR COVER**

Dress the remote brake fluid reservoir with a new chrome skin. Kit includes chrome top cover with Bar & Shield medallion, reservoir side cover, chrome hardware and a Torx® wrench for easy installation.

**45424-08** Fits '07-'13 XL models.

# 114 SPORTSTER®

## Engine & Transmission Trim

### A. THE RAIL COLLECTION ENGINE COVERS

Tough broad shouldered attitude with an edge – that's what you get when you finish your ride with the Rail Collection. We start with factory engineered components to ensure perfect fit and function. Then we apply a rich durable gloss black finish to draw attention to the heart of the bike, and then add machined longitudinal strakes to provide visual length to the powertrain. The resulting look is masculine and aggressive – and it mixes well with either café or urban assault styles. Start with a couple of components, or go all the way.

#### 1. Gearcase Cover

**25700533**

Fits '04-later XL models.

#### 2. Transmission Sprocket Cover

**34800032**

Fits '04-later XL models.

#### 3. Rocker Box Lower Housing

**25700600**

Fits '04-later XL models. Sold in pairs.

#### 4. Rocker Box Covers – Upper

**25700531**

Fits '04-later XL models. Sold in pairs.

#### 5. Primary Cover

**25700532**

Fits '06-later XL models. Includes gloss black Chain Inspection Cover.

#### 6. Timer Cover

**25600060**

Fits '04-later XL models. Includes chrome mounting hardware.

#### 7. Derby Cover

**25700541**

Fits '04-later XL models. Includes chrome mounting hardware.

NOTE: Removing and installing engine covers may require purchase of new gaskets. See dealer for information.




A. THE RAIL COLLECTION ENGINE COVERS



A. THE RAIL COLLECTION ENGINE COVERS

Not all products are available in all countries – please consult your dealer for details.



B. WRINKLE BLACK ENGINE COVERS

**B. WRINKLE BLACK ENGINE COVERS**

These black powder-coated engine covers are the perfect start in converting your powertrain to a striking wrinkle black look. Manufactured from Original Equipment components, these covers are masked and painted on the factory production paint line to ensure a matching wrinkle black or texture black finish and a perfect fit. Complete the "blacked-out" look with matching primary covers, rocker housings, rocker covers, cam covers and transmission covers (sold separately).

**1. Gearcase Cover**

**25486-05** Fits '04-later XL models.

**2. Transmission Sprocket Cover**

**34943-05** Fits '04-later XL models.

**3. Rocker Box Lower Housing (each)**

**17645-07A** Fits '07-later XL models.

**17645-06A** Fits '86-'06 XL models.

**4. Rocker Box Cover (each)**

**17655-05** Fits '04-later XL models.

**5. Primary Cover**

**25307-06** Fits '06-later XL models.

**6. Primary Chain Inspection Cover**

**34794-05A** Fits '04-later XL models.

**7. Derby Cover**

**34790-05** Fits '04-later XL models.

NOTE: Removing and installing engine covers may require purchase of new gaskets. See dealer for information.



B. WRINKLE BLACK ENGINE COVERS

# 116 SPORTSTER®

Engine & Transmission Trim

## A. CHROME ENGINE COVERS

Dress the engine of your Sportster® model in chrome. These polished and chrome-plated components are manufactured to Original Equipment specifications for exact fit and finish.

### 1. Primary Cover

**25460-06** Fits '06-later XL models.

**25460-04** Fits '04-'05 XL models.

**25460-94** Fits '94-'03 XL models.

### 2. Gearcase Cover

**25213-04** Fits '04-later XL models.

### 3. Transmission Sprocket Cover

**34932-04** Fits '04-later XL models.

### 4. Rocker Box Lower Housing (each)

**17537-07A** Fits '07-later XL models.

**17537-96C** Fits '86-'06 XL models.

### 5. Rocker Box Cover (each)

**17551-04** Fits '04-later XL models.

### 6. Primary Chain Inspection Cover

**34761-04A** Fits '04-later XL models.

### 7. Derby Cover

**34760-04** Fits '04-later XL models.

**34760-94** Fits '94-'03 XL models.

### Also available:

### CHROME ENGINE KIT – SPORTSTER®


Upgrade your motor with brilliant chrome components. Kit includes chrome gear cover, transmission sprocket cover, primary chain inspection cover, derby cover, inner and outer rocker covers and all gaskets.

### 16295-07A

Fits '07-later XL models. Stock on '07-later XL1200C, XL1200L, XL1200T, XL1200V and XL 50th Anniversary models.



A. CHROME ENGINE COVERS



A. CHROME ENGINE COVERS

Not all products are available in all countries – please consult your dealer for details.

**B. PRIMARY AND CYLINDER BASE COVER TRIM – CHROME****B. PRIMARY AND CYLINDER BASE COVER TRIM**

Get the look of a custom outer primary and engine crankcase with one custom cover. These ribbed covers are designed to wrap the top surface of the outer primary cover and provide a beefy finished look to the engine cases. Easy to install, the primary cover is secured with the outer primary hardware. To complete the look, the kit includes a matching cover that conceals the front and rear cylinder bases to provide a unified look to the left side of the engine. Kit includes required mounting hardware.

Fits '04-later XL models. Does not fit with Primary Cover Trim P/N 25233-04.

**25700196** Chrome.

**25700194** Wrinkle Black.

**B. PRIMARY AND CYLINDER BASE COVER TRIM – WRINKLE BLACK****C. TAPPET BLOCK ACCENT**

Shaped to surround and fill the gap between the tappet blocks, this unique ribbed cover adds a splash of style to the profile of your engine. The easy-to-install cover is the perfect finishing touch to the bike's profile. Kit includes all necessary mounting hardware.

Fits '04-later XL models.

**25700197** Chrome.

**D. TAPPET BLOCK COVER KIT**

This one-piece chrome-plated cover is designed to conceal the lifter blocks and hardware for a clean, custom look. Featuring an embossed Bar & Shield logo, this complete kit covers the lifter block area and extends the chrome look from the gearcase cover to the pushrod tubes. All exposed hardware is chrome-plated and the kit includes all necessary mounting hardware.

**18241-04** Fits '04-later XL models.

**E. STARTER COVER**

Cover and conceal the starter motor and the area behind the rear cylinder with a splash of style. This shapely ribbed and slotted cover conceals the starter motor and starter solenoid for a clean, custom look. Kit includes all required mounting hardware.

Fits '04-later XL models.



**34800008** Chrome.

**F. STARTER SOLENOID COVER KIT – CHROME**

Add chrome to an often overlooked area with this cover, featuring the same high-quality, bright finish used on most of our accessories.

**31783-00**

Fits '94-later models (except '02-later VRSC™ and XG).

**C. TAPPET BLOCK ACCENT – CHROME****D. TAPPET BLOCK COVER KIT****E. STARTER COVER – CHROME****F. STARTER SOLENOID COVER KIT – CHROME**

# 118 SPORTSTER®

Engine & Transmission Trim

## A. THE RAIL COLLECTION

Tough broad shouldered attitude with an edge – that's what you get when you finish your ride with the Rail Collection. We start with factory engineered components to ensure perfect fit and function. Then we apply a rich durable gloss black finish to draw attention to the heart of the bike, and then add machined longitudinal strakes to provide visual length to the powertrain. The resulting look is masculine and aggressive – and it mixes well with either café or urban assault styles. Start with a couple of components, or go all the way.

**1. 25700541** Derby Cover.

Fits '04-later XL models. Includes chrome mounting hardware.

**2. 25600060** Timer Cover.

Fits '04-later XL models. Includes chrome mounting hardware.

## B. DARK CUSTOM™ LOGO COLLECTION

The famous Harley-Davidson #1 logo with a sinister twist. Machined from billet aluminum, these covers feature domed surfaces that are polished and black anodized to a rich satin sheen, and then re-machined to expose the raw aluminum. The resulting high-contrast design complements both polished and painted engine finishes.

**1. 25563-09** Derby Cover.

Fits '04-later XL models.

**2. 32414-09** Timer Cover.

Fits '99-later Twin Cam-equipped models.

**3. 61300055** Air Cleaner Trim.

Fits '04-later XL models (except XL1200V) with Original Equipment oval air cleaner cover.

## C. NUMBER ONE SKULL COLLECTION

The sinister Harley-Davidson #1 Skull logo dresses for a night on the town. This complete die-cast aluminum collection has been polished and chrome-plated to a brilliant shine, then finished with a contrasting black-filled Dark Custom™ Skull logo. The black-filled race track stripe and recessed hardware pockets provide added depth and dimension. Includes chrome-plated mounting hardware.

**1. 25333-10** Derby Cover.

Fits '04-later XL models.

**2. 32520-10** Timer Cover.

Fits '04-later XL, XR and earlier models with horizontal holes on timer cover.



A. THE RAIL COLLECTION



B. DARK CUSTOM LOGO COLLECTION



C. NUMBER ONE SKULL COLLECTION





NEW



NEW

D. AIRFLOW COLLECTION

**D. AIRFLOW COLLECTION**

Shaped to cheat the wind. The polished and mirror-chromed Airflow Collection features a raised bridge with 3 laminar grooves that float over the recessed panels. The layered surfaces capture light and shadows, and frame the subtle black-filled Harley-Davidson signature. This complete collection sets the stage for your one-of-a-kind custom ride. Includes chrome-plated mounting hardware.

**1. 25700506** Derby Cover.

Fits '04-later XL models.

**2. 25600047** Timer Cover.

Fits '04-later XL models.

**E. WILLIE G SKULL COLLECTION**

Add a little attitude to your ride. Styled to complement Harley-Davidson® Skull accessory items, the menacing raised skull with black-filled eyes leaps from a field of chrome. The surrounding "Harley-Davidson Motorcycles" script is the perfect finishing touch. This complete collection of engine covers dresses your bike for a true custom look.

**1. 25440-04A** Derby Cover.

Fits '04-later XL and XR models. Includes chrome-plated stainless steel mounting hardware.

**2. 32972-04A** Timer Cover.

Fits '04-later XL, XR and earlier models with horizontal holes on timer cover. Includes chrome-plated stainless steel mounting hardware.

**3. 29416-04** Air Cleaner Trim.

Fits '04-later XL models (except XL1200V) equipped with Original Equipment oval air cleaner cover.

**F. HARLEY-DAVIDSON MOTOR CO. COLLECTION**

This collection personifies Harley style. It had better, because we put our name on it – The Harley-Davidson Motor Co. Collection.

**1. 25130-04A** Derby Cover.

Fits '04-later XL and XR models. Includes chrome-plated stainless steel mounting hardware.

**2. 32668-98A** Timer Cover.

Fits '04-later XL, XR and earlier models with horizontal holes on timer cover. Includes chrome-plated stainless steel mounting hardware.



E. WILLIE G SKULL COLLECTION



F. HARLEY-DAVIDSON MOTOR CO. COLLECTION



# 120 SPORTSTER®

## Engine & Transmission Trim

### A. THE FLAMES COLLECTION – GOLD & CHROME

Ever since they began emerging on gas tanks a few decades ago, flames have been a symbol of custom styling. Now, Harley-Davidson continues the tradition with the Flames Collection.

**1. 25125-04A** Derby Cover.  
Fits '04-later XL and XR models. Includes chrome-plated stainless steel mounting hardware.

**2. 32571-98A** Timer Cover.  
Fits '04-later XL, XR and earlier models with horizontal holes on timer cover. Includes chrome-plated stainless steel mounting hardware.

### B. THE HARLEY-DAVIDSON® “LIVE TO RIDE” COLLECTION – GOLD

“Live To Ride, Ride to Live.” It has become the motto of the Harley-Davidson nation, accompanying riders over millions of miles of travel. This collection is a tribute to that way of life.

**1. 25127-04A** Derby Cover.  
Fits '04-later XL and XR models. Includes chrome-plated stainless steel mounting hardware.

**2. 32585-90T** Timer Cover.  
Fits models with vertical mounting holes.

**32581-90TB** Timer Cover. (not shown)  
Fits '04-later XL, XR and earlier models with horizontal holes on timer cover. Includes chrome-plated stainless steel mounting hardware.

**3. 29823-04** Air Cleaner Trim.  
Fits '04-later XL models (except XL1200V) equipped with Original Equipment oval air cleaner.

### C. CLASSIC CHROME COVERS

From the design philosophy of less is more, we bring you this collection of basic chrome accessories, which provides a clean, custom look that is guaranteed to turn heads.

**1. 34760-04** Derby Cover.  
Fits '04-later XL models.

**2. 32584-88TA** Timer Cover.  
Fits '04-later XL, XR and earlier models with horizontal holes on timer cover. Includes chrome-plated stainless steel mounting hardware.

**34761-04A** Chain Inspection Cover. (not shown)  
Fits '04-later XL models.

### D. WRINKLE BLACK DERBY COVERS

This simple Derby Cover adds a finishing touch to your blacked-out engine.

**34790-05**  
Fits '04-later XL models.



A. THE FLAMES COLLECTION – GOLD & CHROME




B. THE HARLEY-DAVIDSON “LIVE TO RIDE” COLLECTION – GOLD



C. CLASIC CHROME COVERS



D. WRINKLE BLACK DERBY COVERS



**E. FINNED HEADBOLT BRIDGE –  
BLACK HIGHLIGHTED**



**E. FINNED HEADBOLT BRIDGE –  
SOLID BLACK**

#### **E. FINNED HEADBOLT BRIDGE**

This exclusive aluminum Finned Headbolt Bridge covers both headbolts and the spark plug, filling out your cylinder fins all the way to the rocker box. Featuring an engraved Bar & Shield emblem, the bridge is easy to install with unique headbolt mounts. All necessary mounting hardware included. Sold in pairs.

Fits '04-later XL models.

**44296-04** Black Highlighted.

**61400176** Solid Black.

#### **F. HEADBOLT BRIDGE – CHROME**

This exclusive Headbolt Bridge covers both the headbolts and spark plug with a splash of chrome and an engraved Bar & Shield emblem. Easy to install with unique headbolt mounts. Kit includes all necessary mounting hardware. Sold in pairs.

**44432-04**

Fits '04-later XL and XR models.

#### **G. SPARK PLUG/HEADBOLT COVER – CHROME**

Quickly add a chrome accent from the headbolt covers to the spark plug. Installs in seconds without tools.

**43835-98**

Fits '84-'99 Evolution® 1340-equipped models and '85-'03 XL models. (Does not fit Screamin' Eagle® Evolution Heads.)

#### **H. HEADBOLT COVERS**

Precision-machined of high-quality aluminum and manufactured in the U.S.A. Hand-polished and chrome-plated. Available in a variety of styles to match your customizing direction, these kits include 4 easy-to-install headbolt covers, set screws and an Allen® wrench for easy installation.


Fits '86-later XL, '08-'13 XR, '85-'99 Evolution 1340 and '99-later Twin Cam models.

**43822-01** Chrome.

**43896-99** Gloss Black.



**F. HEADBOLT BRIDGE – CHROME**




**G. SPARK PLUG/HEADBOLT COVER – CHROME**



**H. HEADBOLT COVERS – CHROME**



**H. HEADBOLT COVERS – CHROME**



**H. HEADBOLT COVERS – GLOSS BLACK**



**H. HEADBOLT COVERS – GLOSS BLACK**

## 122 SPORTSTER®

### Oil Coolers

#### A. FRONT ENGINE MOUNT BRACKET

A must-have for any chrome connoisseur; this chrome-plated Front Engine Mount Bracket will set your custom apart from the rest. The chrome bracket is machined from premium 6061-T6 aluminum and is a direct bolt-on replacement for the Original Equipment upper bracket. Can be used with the stock stabilizer link or dressed up with the optional chrome Front Engine Mount Stabilizer Link P/N 16400020. Kit includes chrome mounting hardware.

**16400022**

Fits '04-later XL models.

#### B. FRONT ENGINE MOUNT STABILIZER LINK

Add a custom style to the front end with this brilliant chrome-plated Engine Mount Stabilizer Link. This custom heim joint assembly is designed to link the engine to the engine mount bracket and can be used to replace the Original Equipment upper or lower front tie link. For a complete transformation, install two Stabilizer Links and the complementing chrome Billet Front Engine Mount Bracket P/N 16400022. Kit includes one stabilizer link and chrome mounting hardware.

**16400020**

Fits '04-later XL and '08-'13 XR models.

#### C. PREMIUM OIL COOLER KIT

This oil cooler was designed specifically for Harley-Davidson to out-perform all other coolers in the industry. The cooler features a unique "Turbulator" system that evenly distributes oil across the cooling chambers. The air fins are designed to efficiently dissipate heat. The oil cooler has been designed to simplify installation and enhance performance. Kit comes complete with mounting hardware and precut oil lines.

**62700082** Side-Mount.

Fits '04-later XL models. Does not include an integrated thermostat.

#### D. OIL COOLER COVER – SPORTSTER®

Add a beautiful accent to your Sportster® Premium Oil Cooler. This chrome cover is designed to allow proper airflow through the integrated duct work. Requires Grey Silicone RTV Adhesive P/N 99650-02 for installation.

**63087-07**

Fits '04-later XL models equipped with Premium Oil Cooler Kit P/N 62996-07A or 62700082.



FRONT ENGINE MOUNT BRACKET  
AND STABILIZER LINK



A. FRONT ENGINE MOUNT BRACKET



B. FRONT ENGINE MOUNT STABILIZER LINK



C. PREMIUM OIL COOLER KIT



C. PREMIUM OIL COOLER KIT



D. OIL COOLER COVER – SPORTSTER

# SPORTSTER® 123

Chassis Trim



**E. OIL LEVEL AND TEMPERATURE DIPSTICK WITH LIGHTED LCD READOUT – CHROME**



**E. OIL LEVEL AND TEMPERATURE DIPSTICK WITH LIGHTED LCD READOUT – GLOSS BLACK**



**F. OIL DIPSTICK WITH TEMPERATURE GAUGE – '04-LATER SPORTSTER**



**F. OIL DIPSTICK WITH TEMPERATURE GAUGE – '82-'03 SPORTSTER**



**G. RIGHT SIDE OIL TANK COVER – CHROME**



**H. LEFT SIDE BATTERY COVER – CHROME**



**I. SIDE COVER WING TIP**



**J. IGNITION MODULE COVER – CHROME**

## **E. OIL LEVEL AND TEMPERATURE DIPSTICK WITH LIGHTED LCD READOUT**

New and improved "capacitive" level sensing technology provides the highest degree of accuracy and durability. Now available in chrome and black, these dipsticks allow you to check your oil level and oil temperature with the push of a button. Add function and style by replacing your stock dipstick with this hard working version. No more grabbing a rag to pull your hot dipstick. No more oil drips on your pipes and on the garage floor. These stylish yet hard-working dipsticks allow you to check your oil level and oil temperature with the push of a button. Simply push the button and this dipstick lights up with a brilliant backlight. Oil level is indicated by a four-segment readout – it even reminds you to check your oil when it is hot. Capacitive level sensing technology provides the highest degree of accuracy and durability. The waterproof LCD (liquid crystal display) readout operates on a long-lasting, replaceable lithium coin-type battery (CR2032 3V, P/N 66000107). Display features a low battery indicator and press-and-hold feature to toggle between Fahrenheit and Celsius.

Fits '04-later XL and XR models.

**62700009** Chrome.

**62700011** Gloss Black.

## **F. OIL DIPSTICK WITH TEMPERATURE GAUGE**

Replace your Original Equipment oil dipstick with this custom-styled version featuring an easy-to-see mechanical temperature readout with "Harley-Davidson" logo. A chrome-plated cap completes the styling and provides an easy grip for removal.

**63023-05** Fits '04-later XL and XR models.

**62667-87TA** Fits '82-'03 XL models.

## **G. RIGHT SIDE OIL TANK COVER – CHROME**

Like oil on blacktop, this Chrome Oil Tank Cover adds a brilliant sheen to the surface. Easy to install, the mirror chrome cover follows the contour of the frame and blends perfectly with the pop-up dipstick. A perfect complement for the Chrome Left Side Battery Cover P/N 66261-04.

**66262-04** Fits '04-'13 XL models.

## **H. LEFT SIDE BATTERY COVER – CHROME**

Designed to hug the contour of the frame, this mirror chrome Battery Cover layers a splash of chrome to the left side of the bike. Easy to install, this cover is the ideal companion to the Chrome Oil Tank Cover P/N 66262-04.

**66261-04** Fits '04-'13 XL models.

## **I. SIDE COVER WING TIPS**

Formed to hug the contour of the Sportster® Side Covers, the kit features three-dimensional trim with contrasting bright and brushed finishes for a distinctive appearance. A classic addition to painted or chrome side covers. Self-adhesive and easy to install, the kit includes left and right trim pieces.

**66264-04** Fits '04-'13 XL models.

## **J. IGNITION MODULE COVER – CHROME**

**66328-82T** Fits '82-'03 XL models.

*Not all products are available in all countries – please consult your dealer for details.*

# 124 SPORTSTER®

## Chassis Trim

### A. IGNITION SWITCH COVER – CHROME

A direct replacement for the stock black ignition switch cover, this chrome-plated cover is made of lightweight ABS plastic. Includes ignition switch position decal.

**71527-04** Fits '04-'13 XL models.



A. IGNITION SWITCH COVER – CHROME

### B. BATTERY SIDE COVER – CHROME

This chrome-plated cover is designed for use with the Harley-Davidson® AGM sealed maintenance-free batteries and can be used in combination with Battery Top Cover P/N 66367-97 or 66368-97.

**66718-01**  
Fits '97-'03 XL models and '97-'05 Dyna® models.



B. BATTERY SIDE COVER – CHROME

### C. BATTERY COVERS – U.S.A. EAGLE

Chrome-plated battery enclosures include slotted openings for convenient visual check of battery fluid levels. Easy installation.

**66358-83**  
Fits '82-'03 XL, electric start FX, FXWG and '91-'96 Dyna models.

\*NOTE: Battery dimensions of Harley-Davidson AGM Batteries P/N 65989-97A, 65989-90B and 65991-82B may not allow use of accessory battery side covers on XL and Dyna models.



C. BATTERY COVERS – USA EAGLE

### D. SIDE-MOUNT HORN KIT – CHROME

Convert your stock Sportster® horn to the look of a Big Twin.

**69112-95E**  
Fits '92-later XL883, XL883C, XL883H, XL883L, XL883N, XL833R, XL1200, XL1200L, XL1200N, XL1200R, XL1200V and XL1200X and '08-'13 XR models.



D. SIDE-MOUNT HORN KIT – CHROME

### E. LOUD HORN KIT

Grab everyone's attention. Engineered to be 3dB louder (at 2 meters) than the Original Equipment front-mounted horn, this Horn Kit is tuned to a frequency that helps cut through the background noise. Designed to be a plug-in replacement for the factory horn, this easy-to-install option is available in your choice of brilliant chrome or gloss black finish. The traditional Bar & Shield logo adds a classic finishing touch.

Fits '96-later XL and XR models with front-mount horn.

**69000007** Chrome.  
**69000009** Gloss Black.



E. LOUD HORN KIT – CHROME



E. LOUD HORN KIT – GLOSS BLACK

### F. LOUD SIDE-MOUNT HORN KIT

Get Noticed. Ride with increased confidence with a loud horn that will grab everyone's attention. Engineered to be 5dB louder (at 2 meters) than the '13-earlier Original Equipment side-mounted horn. The loud horn is stock on '14-later models equipped with side-mount horns. Designed to be a plug-in replacement that is easy to install. Fits all H-D® side-mount horn covers.

**69060-90H**  
Fits '91-later VRSC™, XL1200C, XL1200V, Dyna (except '14-later FXDL), Softail® (except FLSTS, FLSTSC, FXCW, FXCWC, FXS, FXSB and FXSBSE), Touring and Trike models. Stock on '14-later models equipped with a side-mount horn.



F. LOUD SIDE-MOUNT HORN KIT

# SPORTSTER® 125

Chassis Trim



**G. FLUSH-MOUNT FUEL CAP – CHROME**



**G. FLUSH-MOUNT FUEL CAP – GLOSS BLACK**

## G. FLUSH-MOUNT FUEL CAPS

Emphasize the long and lean look of the fuel tank. This Flush-Mount Fuel Cap Kit offers a pop-up filler design that replaces the Original Equipment twist-on fuel cap. A simple push and the fuel filler cap pops up to provide ample grip, even while wearing gloves. Easy to install, the cap assembly screws into position and the self-adhesive decorative ring finishes the look. Complete kit includes screw-in mount, pop-up cap and matching trim ring.

Fits '98-later XL models equipped with 3.3 gal (12.5 L) fuel tank.

**63133-10A** Chrome.

**63134-10A** Gloss Black.

Fits '98-later XL models equipped with 2.1 gal (7.9 L) or 4.5 gal (17.0 L) fuel tank. Does not fit '04-'10 XL1200C models.

**63139-10A** Chrome.

**63140-10A** Gloss Black.

## H. SIDE-MOUNT LICENSE PLATE KIT

Add a clean, custom look to the rear fender. This stylish kit moves the license plate from the fender to a side-mount location, visually lowering the bike's profile and opening up the view of the rear end. This strut-mounted hinged frame conceals the license mounting hardware and features a smooth back that hides the unfinished side of the plate. Kit includes LED license plate illumination and a curved Bar & Shield medallion, shaped to conceal the original license mounting holes in the fender. Purchase of tail lamp without license illumination window is recommended for models with center-mounted tail lights.

NOTE: License plate location and fold-away feature is regulated in many areas. Check local laws before installation.

Fits '04-later XL models (except XL1200T). Will not fit some International Specification '14-later XL883N models with Original Equipment LED Turn Signals. See your dealer for details. Will not fit models equipped with rigid mount saddlebags, rigid mount sissy bars and Turn Signal Relocation Kit P/N 68732-02A and 68733-02A.

**60947-10** Chrome.

**60972-10** Black.

## I. CHOPPED REAR FENDER KIT\*

Complete "bolt-on" fender kit includes everything you need to convert your '04-later Sportster® model to the chopped rear fender look. Available in Vivid Black or Primed finish, this kit can be installed with simple tools and requires no frame modifications or fabrication. The chopped fender eliminates the traditional tail lamp and replaces the Original Equipment rear turn signals with "stop-turn-tail" lights for a clean, stripped-down appearance. All you need to add is a side mount or under-fender mount license plate bracket (sold separately).

NOTE: Laws regarding the location of the license plate vary from place to place. Please check with local authorities and obey all applicable laws and regulations.

Fits '07-'09 XL models (stock on XL883N and XL1200N). Requires separate purchase of Side Mount License Plate Assembly P/N 60318-07.

**60236-09BEO** Primed.

**60236-09DH** Vivid Black.

Fits '04-'06 and '10-later XL models (except XL1200T). Stock on XL883N, XL1200N, XL1200V and XL1200X. Will not fit some International Specification '14-later XL883N models with Original Equipment LED Turn Signals. See your dealer for details. Requires separate purchase of Side Mount License Plate Assembly P/N 60318-07, 60947-10 or 60972-10.

**60236-10BEO** Primed.

**60236-10DH** Vivid Black.



**H. SIDE-MOUNT LICENSE PLATE KIT – CHROME**



**H. SIDE-MOUNT LICENSE PLATE KIT – BLACK**



**I. CHOPPED REAR FENDER KIT (CUSTOM PAINTED)**

\*NOTE: Most custom paint sets and bodywork are painted specifically to order. Please contact your dealer for details of delivery times.

Not all products are available in all countries – please consult your dealer for details.