

Spring 2018

General Biology II (BSC-2011) Syllabus

COURSE INFORMATION					
Course Title	General Biology II				
Course Number	BSC-2011				
Course Discipline	Biology				
Course Description	Note: This course is designed for science and biology majors. It will be very challenging and difficult for non-science majors without adequate background to do well in this course.				
Course Dates	Tuesday, May 8, 2018 – Thursday July 26 + final exam Attendance in class is crucial and mandatory				
Location	Section U01: AHC3-110				
Meeting Days/Times	Section U01: TuTh: 12:45PM-2:30PM				
Instructor(s)	Section U01: Dr. Javier Ortega and Dr. John Geiger				
Contact Information & Office Hours		Office Hours	Office Room	Office Phone	E-mail
	Dr. John Geiger (Instructor)	TBA	OE-236	N/A	geigerj@fiu.edu
	Dr. Javier Ortega (Instructor)	Fridays 9:30 AM - 3:00 PM	OE-242 or OE-268	N/A	ortegaj@fiu.edu
	Prof. Thomas Pitzer (Course Coordinator)	Just call before stopping by	OE-273B	305-348-1224	
	Roberto Pereira (Program Assistant)	By appt or call before visiting	OE-273B	305-348-1224	genbio@fiu.edu
INTRODUCTION					
Introduction	This course is designed for science and biology majors. Although there are no prerequisites, some chemistry background is recommended. It will be very challenging and difficult for non-science majors without adequate background to do well in this course.				
Student Learning Outcomes:	<ul style="list-style-type: none"> • Apply the scientific method to solve problems. • Explain the principles of cell biology. • Explain the principles of genetics and molecular biology. • Use biological terms and concepts accurately and effectively in written form. • Analyze and examine ideas and research findings in biology. • Demonstrate the ability to gather and evaluate scientific information. 				

Help and advice: If you aren't doing well in the course and would like to go over exams or remedy whatever problems you have, ***please come and talk to us***. We want you to do well, but if you suffer in silence, what can we do? Sometimes, a simple change of studying strategy makes all the difference. Your TAs and instructors are here to help you, so keep in touch and don't be shy!

NOTE: This syllabus is subject to change. Please check the on-line syllabus often for possible modifications.

******Exam dates and schedule of lectures are posted on Canvas***


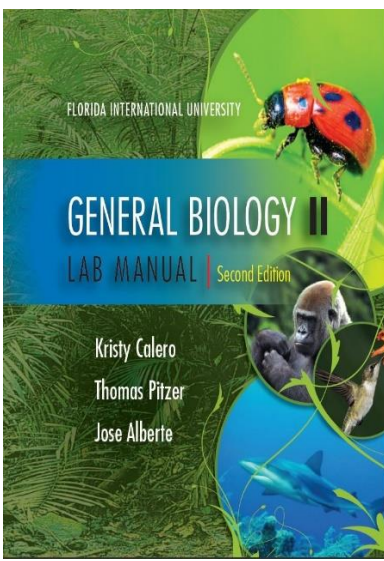
Conduct: We expect all students to behave as reasonable adults just like in any university classroom in any other school. In such a large class, it is important to have respect towards the instructors and fellow classmates. Inconsiderate, disrespectful, dishonest, or disruptive behavior, as the instructor or your fellow classmates perceive it, or as is described in the Student Handbook, is unacceptable for adults in this course. The instructors reserve the right to ask you to leave or have you removed if such behavior is present. Such behavior may bring about official disciplinary procedures as outlined in the Student Handbook. PLEASE TURN OFF YOUR CELL PHONES!!!!

Following Directions: We expect all students to follow the directions outlined in this syllabus, announced in class, and distributed via Email or computer mailing list, or others. We are not responsible for issues resulting from lack of knowledge due to students not checking these resources. Also, not having access to these resources is not an excuse-- Email not working, wasn't in class when the announcement was made, etc.

General expectations and how to succeed:


- **Read the text** and any additional assigned readings thoughtfully *before* the corresponding lecture.
- **Attend every class** and *actively* participate in discussions, interactive questions, and activities. Many studies show that active, social engagement with the material produces meaningful, enduring learning.
- **Take good lecture notes**, *in your own words* and *preferably handwritten*. Indicate any areas of difficulty to look up after class. Structure your notes as lists, outlines, concept maps, or in some other form that is useful to you. This initial processing of the information begins the process of making it your own, aka *learning* it!
- **Minimize distractions.** Texting, social media, online activity, videos, etc. erases learning, according to research. In class, it also unfairly distracts your neighbors.
- **Ask questions;** ask for clarification ASAP. There are no stupid questions!
- **Help your neighbor** and contribute to the group. If you help each other, everyone will do better including you!
- **Review concepts** ASAP after class, using the book and other resources to clarify any hazy areas. For the most enduring learning, try to find the answers to your questions yourself, or through active participation in a study group.
- **Come to office hours** (or make another time to see us) with any questions you are still unsure about, or just to talk about biology!
- **Take care of yourself:** eat well, drink water, sleep, exercise, go outside!

REQUIRED TEXTBOOK


General Biology II Lecture	General Biology II Lab
	
Title: Biology In Focus	Title: General Biology II Lab Manual
Authors: Urry, Cain, Wasserman	Authors: Kristy Calero, Thomas Pitzer, Jose Alberte
Edition: 2 nd	Edition: 2 nd
ISBN: 9780134433769	ISBN: 9781259158858

TEXTBOOK BUYING OPTION

Textbook	Price	Click below to purchase packages
<u>Package Includes:</u> 1. Campbell Biology in Focus, Books a la Carte Edition, 2nd Edition 2. Pearson eText 3. Modified MasteringBiology ISBN for Package: 9780134433769	\$128.55	<p><u>Bookstore Link</u></p> <p>*If you need to take General Biology I and General Biology II for your major, your best option is this one because it'll be used for both courses.</p>

<p>eText with Modified MasteringBiology</p> <p>This gives you access to the Pearson eText for the entire Campbell Biology in Focus AND access to Modified MasteringBiology. You will have access for 2 years.</p>	<p>\$115.95</p>	<ol style="list-style-type: none"> 1. Sign in to Canvas and enter your Canvas course. 2. Select the 'MyLab and Mastering' link in the left-hand menu. 3. Select any course link in the Mastering Biology page to redirect to Mastering Biology website. 4. Create account/Log-in with Pearson account. 5. On the following screen (pictured below), either enter your prepaid access code or purchase student access to Modified Mastering Biology. 
<p>General Biology II Lab Manual Only</p> <p>Free 2-week Modified MasteringBiology Trial:</p> <p>A free 2-week courtesy access trial is available that allows you try out the eText with Modified MasteringBiology to see if you would like to purchase it.</p>	<p>\$55.00</p> <p>FREE</p>	<p>GBII Lab Manual</p>

CLICKERS

	<p>You will need to purchase an i-clicker2. You can purchase the clickers at the MMC bookstore (see prices below).</p> <table><tr><th>MMC Bookstore i-clicker2</th></tr><tr><td>\$60 (Buy New)</td></tr><tr><td>\$49.20 (Buy Used)</td></tr><tr><td>\$46.20 (Rent New)</td></tr><tr><td>\$38.40 (Rent Used)</td></tr></table>	MMC Bookstore i-clicker2	\$60 (Buy New)	\$49.20 (Buy Used)	\$46.20 (Rent New)	\$38.40 (Rent Used)
MMC Bookstore i-clicker2						
\$60 (Buy New)						
\$49.20 (Buy Used)						
\$46.20 (Rent New)						
\$38.40 (Rent Used)						

CLICKER POLICIES:

iClicker participation for General Biology II is **mandatory**. iClicker will account for 15% of the final grade. Starting the second week of the semester, for every clicker question done in class, a student can receive a max of 2 points per clicker question. The student will get 1 point for participating in the question and another point for getting the answer correct. So let's say that in one day of lecture there are 3 clicker questions, the student can receive up to 6 points that day. At the end of the semester we will add up all the RAW clicker points and whatever is the highest amount of RAW clicker points someone received in their section will be the student that receives a full 10 percentage points toward their final grade and everyone will be scaled from there. For example, if at the end of the semester the highest RAW clicker points someone received was 150 then that student will receive 10 ACTUAL clicker points to their final grade. All other students will be scaled from the top score based on percentages. Top 20% will receive a full 10 percentage points, Second 20% will receive 9 percentage points, Third 20% will receive 8 percentage points, Fourth 20% will receive 7 percentage points, and the last 20% will receive 6 percentage points. Due to the size of the class, points will only be recorded using the iClicker system. Students who do not purchase an iClicker will not receive any clicker points.

Students will **NOT** be allowed to use the i-clickerGO which is used through smartphones/ipads/laptops because some of the lecture rooms we use do not have wi-fi and therefore the i-clickerGO will not work.

Students can use the iclicker1 but keep in mind that two of the differences is that it won't show you how much battery life you have left on the clicker and it won't show you on the LCD screen a check mark once you submit your answer to know that it went through.

****If a student is caught with more than 1 clicker in their hand, the instructor will confiscate both clickers, take a picture of the clicker ID numbers, return the clickers to the students and let them know that neither one of them will be receiving any credit at all for the clickers.**

****It is the student's responsibility to check their clicker points online within a week of us posting it on Canvas. We do this so that they can make sure that their clicker is logging in their answers. This allows the instructor to fix any small technical issues. After that one week, there's nothing that the instructor can do if their clicker wasn't logging in points.**

GENERAL POLICIES

Labs: We do NOT give over rides into lab. If you are trying to get into lab and they are full, just keep checking my.fiu.edu to see if anyone drops so that you can take their spot. ***PLEASE NOTE: LABS WILL MEET THE FIRST WEEK OF CLASSES. PLEASE PURCHASE YOUR LAB COAT AND SAFETY GOGGLES (OR SAFETY GLASSES); AND BE PREPARED TO PERFORM A LAB THE FIRST WEEK.***

Extra Credit: The ONLY way of receiving extra credit is by participating in the Reading Enhancement Workshop (REW) program. More information about REW can be found on Canvas under the "Registration" link.

Cheating Policy: We will follow the "Student Handbook" regarding cheating. Formal and informal procedures can be found under the section "Academic Misconduct" in the "Conduct & Policies" chapter. Anyone caught cheating will be asked to leave the class, will be given an "F" for the course and a petition will be sent to Academic Affairs. This course has too large an enrollment for any other recourse--we will go by the University's policy.

E-mail: Roberto can answer just about any question you may have about the logistics of the course. So you can e-mail him at genbio@fiu.edu and he will get back to you as soon as he can. Keep in mind that Roberto handles about 1,500 students per semester so if he doesn't respond to you right away give him about 24-72 hours (**not** including weekends) for a response. Sometimes he does read e-mails throughout the weekend but not always. Make sure to read the e-mails that he sends to everyone **thoroughly** because he addresses things that might answer your questions. If you ask a question that Roberto or the professor answers in a mass e-mail, we will not specifically address your e-mail, so make sure you read ALL e-mails!!! Also, use the discussion boards to ask questions that you think may have been covered or if you don't feel you're getting adequate responses from us--students will often answer questions for you faster than we will. If you have questions about the actual material that is being taught in the class, it's best to e-mail/talk to the professor of the class because they know exactly what details you are supposed to be learning. Please don't bother the professors with questions that Roberto could answer for you. Also, look at the FAQs page as a lot of questions are answered there.

Disability Students: If you are registered with the Disability Center at FIU make sure to provide Roberto with a copy of the document at the **beginning** of the semester so that he can accommodate you with whatever your needs are for the class.

Religious Holidays: Students must notify us **at the beginning of the semester** if there is a conflict with their religious holiday and an exam date so that we can make accommodations from the very beginning.

EXAMS

Exams: There will be a total of 5 **exams** in this course (**4 exams and 1 cumulative final**). Each exam will have around 50-60 multiple choice questions. On the day of the exam, please bring TWO sharpened pencils with erasers and your STUDENT ID. All other materials will have to be placed at the front or back of the class, so it is best not to carry anything to the room on exam day. NOTE: this includes hats, cell phones, beepers, watches (smart, electronic, or otherwise), purses, backpacks, tissues, sweaters and jackets, calculators, lunch boxes--everything except pencils. Please turn off all cell phones and beepers. You will be asked to remove your hats and your watch. We will check your student ID before you are allowed to turn-in your exam and leave. Do not forget to bring it. You must sign your exam. It will be turned in when you are finished. No one can leave unless they have returned the exam. You may write on the exam. You will be provided with a bubble sheet. Please be careful when filling it out as errors will cause you to make a bad grade. When you are finished, you must return ALL materials given to you during the test whether filled-out or not. Students will not be allowed to use the restroom during the exam. No talking. Cheating will be dealt with seriously and severely.

ARRIVING LATE: If you arrive to an exam more than 20 minutes late, or after the first person finishes the test (whichever comes first) you will NOT be allowed to take the exam. You must take the exam at the time you are registered for.

Make sure to check the schedule for the exam dates and double check your personal calendar to make sure that you do not have any conflicts with one of the exam dates because there's nothing we can do if you will be missing an exam for a reason that is unexcused such as a planned vacation or wedding. You will need to either change your plans or take this class in another semester.

If you do not bubble in your last name first, then your first name along with your panther ID and form number on your bubble sheet on the day of your exam, you will lose 10 points on the exam!!

Exam Viewing: After the exam, Roberto will set up a day/time where students can come by the office to view their exam. We do not allow students to keep their exams. When you view your exam, you will NOT be allowed to write anything down or take a picture of anything from the exam. Cell phones should NOT be used during exam viewing. If a student can't make it to the day/time that Roberto sets up then they must email

Roberto for an alternate appointment which must be within a week of the original exam viewing date. After a week from the exam viewing date, students will NOT be allowed to view their previous exams. Students who would like to raise any questions concerning the nature of any particular question on an exam can do so **ONLY** within a week of exam viewing date.

Figuring out exam grade: To determine your grade on the exam, take the bubble sheet, look at the bottom of the front, there is a printed number, that number is the number of correct answers, simply multiply that number by 2 (if there were 50 questions or 1.3333 if there were 75 or 1 if there were 100, you get it) to get your percentage score. This score is out of 100 so you know your grade on the 10 point scale. You may make an appointment with Roberto to view your bubble sheet and test booklet.

Make-ups: If you miss an exam you will need to provide Roberto with a VALID document no later than a week from the missed exam. Once the document is approved the cumulative final will substitute the grade for the exam that you missed.

The coordinator will not approve excuses that are within the student's control (e.g., not enough time to study, headache, car wouldn't start, etc.). **Students who simply do not show up for the exam will NOT be allowed to take a makeup exam.**

Examples of **unacceptable** excuses: poor performance, common cold, family problems, transportation problems, and etc. Examples of **acceptable** excuses: documented medical emergencies, death of members of immediate family, and jury duty. All of these must be accompanied by a valid and verifiable written letter signed by a professional or some other type of irrefutable and documental proof. You must provide Roberto with a copy of your documentation **within a week of your absence** and approval from him so that you can later on take the cumulative final. **WE DO NOT DROP ANY EXAM SCORES!!**

PLTL

PLTL: (Peer-led team learning) is an active learning paradigm, where small groups of students meet once a week outside of class with a peer-leader who has successfully completed the course. Student attendance for General Biology II PLTL is **mandatory**. PLTL is a semester long commitment, sections will meet once a week, every week, for 75min. Students must arrive on time and will be evaluated by their PLTL Leader. Each week your PLTL Leader is required to give you points based on whether you came prepared, whether you participated, and on the correctness/completeness of your readiness survey. PLTL counts as 10% of your total grade. Please read the PLTL syllabus for any other clarifications. Students will be notified via e-mail how to enroll for the program during the beginning of the semester.

MasteringBiology

MasteringBiology: MasteringBiology's *Dynamic Study Modules* is an online interactive, adaptive study tool that assesses a student's proficiency and knowledge within a specific course. Students in General Biology II will be required to complete weekly *Dynamic Study Modules* activities using the MasteringBiology system. Students can access MasteringBiology by purchasing a code from the Pearson MasteringBiology website or using the code included in the Textbook course package. Students are encouraged to review past material before attempting a *Dynamic Study Module*. *Dynamic Study Module* activities will be calculated as 10% of the overall grade.

GRADING

Grade Determination: Your grade will consist of scores from five exams (together worth 65% of your overall grade), your iClicker score (worth 15% of your grade), your PLTL score (worth 10% of your grade), and your *Dynamic Study Module* score (worth 10% of your grade). **WE DO NOT DROP ANY EXAM SCORES!!**

All grades are on a 10-point scale.

A: 90-100; B: 80-89; C: 70-79; D: 60-69; F: <60 NOTE: You always know your grade in this class by applying the 10-point scale. We do **NOT** give pluses or minuses.

We do **NOT** give Incompletes

HOW TO CALCULATE YOUR GRADE:

Exam Average:	1. Add your five exam scores. If you completed all 5 weeks of REW then you should add 5 points. Once you have your final sum you divide that number by 5 and multiply that number by 0.65. This is your Exam Average.
PLTL:	2. Your PLTL leader will be giving you points each week based on whether you're prepared and participate and at the end of the semester those points will be added up. You can check the PLTL website for your weekly PLTL score. Take your PLTL score (out of 100%), then multiply that number by 0.10. This is your PLTL score
MasteringBiology	3. MasteringBiology grades will be posted at the end of the semester. Students should use the <i>Dynamic Study Module</i> score on MasteringBiology as a guide for learning purposes only. Please use the MasteringBiology score posted on Canvas as your final MasteringBiology score.
iClicker	4. iClicker grades will be posted at the end of the semester. Please use the <u>FINAL</u> iClicker score posted on Canvas as your iClicker score.
Overall Class Average:	5. Then the last step is to add your Exam Average plus your PLTL score plus your MasteringBiology score plus your iClicker score to make your overall Class Average.

Note: You can think of the 5 points from REW as being added to one of your test scores. **Please keep in mind that the 5 points do NOT get added to your final overall average.**

Schedule of topics and exam dates

Please visit the BSC2011 Canvas shell for your instructor's full schedule.