


Fusion Splice Solutions

Quick-Pack® RIC Splice Cassette (RSC)

Siemon's Quick-Pack fiber splice cassettes are designed for use with Siemon's expanded RIC enclosure, eliminating the need for dedicated splicing trays while improving accessibility to individual splices. The use of Quick-Pack Splice cassettes doubles fiber enclosure capacity vs. traditional splicing trays and enables fusion splicing away from the rack in a suitable workspace. Available in multimode and singlemode fiber options, each pigtail splice cassette is available in a 6, 8, 12, 16 or 24-fiber capacity for supporting up to 288 fusion splices in a 4U space. They come preloaded with LC or SC adapters with or without 900µm or ribbon pigtail assemblies.

Multiple fiber types – Supports all potential incoming fiber constructions, including indoor/outdoor, tight buffer, loose tube and ribbon fiber.

Superior Fiber Strain Relief and Protection Features cable ties for strain relief, as well as protective tubing for incoming fiber.




Individual Fibers – Color coded in compliance to TIA598

Preloaded for Fast Deployment – Preloaded with adapters and pigtails for quick and easy single or mass fusion splicing applications without the need for splice trays.


Splice Protection – Each cassette comes with the appropriate number and type of fiber heat-shrink splice protectors to ensure proper splice protection.



Feature-Rich Enclosure – Quick-Pack splice cassettes install easily into Expanded RIC enclosures available in 2U (4 or 6 cassette), 3U (8 cassette) and 4U (12 modules) with superior port identification and security.



Cost Effective and Accessible – Individual splice cassettes with built-in storage are a cost-effective alternative to traditional splice trays and feature easy-to-remove covers for enhanced accessibility.



User-Friendly Design – Simplified design with hook and loop splice sleeve holders enables easy slack management and quick deployment for a variety of splice configurations.

Fusion Splice Solutions

Ordering Information:

RSC(XX)-(XX)(X)(XX)(X)-B(X) . . . Quick-Pack® RIC Splice Cassette, Black

Fiber Count

- 06** = 6 (SC only)
- 08** = 8 (SC only)
- 12** = 12
- 16** = 16 (LC only)
- 24** = 24 (LC only)

Connector Type

- SC** = SC
- LC** = LC
- LS** = Shuttered LC

Endface

- P** = PC (Multimode only)
- U** = UPC (Singlemode only)
- A** = APC (Singlemode only)

Length


- 1** = 1 meter
- *Blank** = No fiber

Fiber Type

- A** = 900µm
- B** = Ribbon Side 1
- C** = Ribbon Side 2
- *X** = Empty (No fiber)

Performance

- 62** = 62.5/125 OM1, Beige
- 5L** = 50/125 OM3, Aqua
- 5V** = 50/125 OM4, Aqua
- EV** = 50/125 OM4, Erika Violet
- SM** = Singlemode, OS2 (UPC=Blue, APC=Green)



Note: RSC-CS-12-01 RIC splice cassette support bracket for use with the RIC 3-E-72-01.

PERFORMANCE SPECIFICATIONS

Performance	Max Insertion Loss (dB)		Min. Return Loss (dB)	
	Max	Type	Max	Type
62.5/125 OM1	0.50	0.15	-15	-30
50/125 OM3	0.25	0.10	-30	-35
50/125 OM4	0.25	0.10	-30	-35
OS2 UPC	0.40	0.10	-55	-60
OS2 APC	0.40	0.10	-65	-70

SPLICE CAPACITY

Interface	RIC 24E	RIC 36E	RIC 48E	RIC 72E	FCP3-DWR
LC	96	144	192	288	72
SC	48	72	96	144	36

Fusion Splice Solutions

FIBER SPLICE MODULES


Siemon Splice Modules provide an interface between bulk cable and LC duplex jumpers that connect directly to active equipment. The splice modules are offered in ribbon or 900um tight buffer pigtail options. These modules allow mass-fusion splicing of ribbon pigtails directly to ribbon cable or 900um tight buffer pigtails to loose fiber cable. The splice modules are designed using Siemon's Quick-Pack® footprint and work in conjunction with Siemon's Expanded RIC or FCP3 fiber enclosures.

Color Coded Fibers

Allows for like-color fibers to be fusion spliced on each side of the channel to eliminate confusion

Jacketed Pigtail

Available in ribbon or 900um tight buffer fiber



Quick-Pack® Splice Modules



Can be inserted or removed with a single finger for quick and easy access

LC Interface

Available in 12 or 24 fibers

Strain Relief

Cable passes through strain relief boot at the rear of the module and is preterminated to an LC connector plugged into the back of the LC adapter. Custom designed boot maintains bend radius for the fiber exiting the modules



EXPANDED RIC FIBER ENCLOSURES

The fiber splice modules can be used in Siemon's Expanded RIC or FCP3 fiber enclosures.

LC Fiber Port Position		
Pigtail Color	A Side Polarity*	B Side Polarity*
Blue	1/13	2/14
Orange	2/14	1/13
Green	3/15	4/16
Brown	4/16	3/15
Slate	5/17	6/18
White	6/18	5/17
Red	7/19	8/20
Black	8/20	7/19
Yellow	9/21	10/22
Violet	10/22	9/21
Rose	11/23	12/24
Aqua	12/24	11/23

Fiber Splice Module Performance			
Fiber Type		MAX. Insertion Loss (db)	MIN. Return Loss (db)
6MM	62.5/125 (OM1)	0.50	25
5MM	50/125 (OM2)	0.50	25
5L-MM	50/125 (OM3)	0.25	30
5V-MM	50/125 (OM4)	0.25	30
SM-LWP	SM (OS1/OS2)	0.25	55

* Opposing splice module types must be used on opposite ends (example: "A" side & "B" side) of the same fiber link to maintain proper polarity from transmitter to receiver


Fusion Splice Solutions

MTP PIGTAILS

Siemon's fusion splice solutions also include an MTP pigtail option which can be connected to a RIC MTP adapter plate or plug and play module and then mass fusion spliced within the fiber enclosures. MTP pigtails are the ideal solution when field-installing an MTP interface for a 40/100G application.

MTP Connector Gender

Options for both male or female




Performance

All MTP pigtails are manufactured to Low Loss specifications

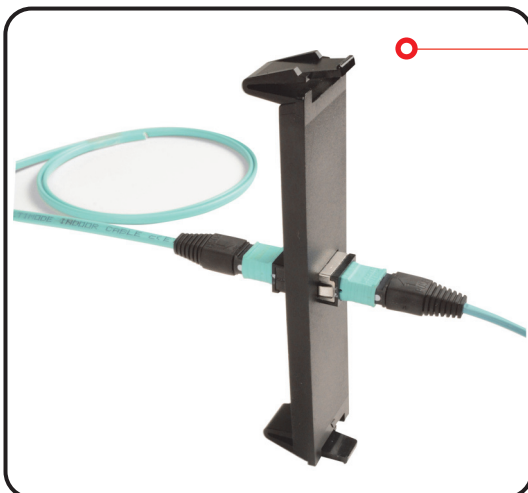
Identification

Pigtails are serialized for easy identification and reference to test data that ships with every pigtail



Jacketed Pigtail

Available in ribbon fiber, OM3, OM4 and Singlemode



MTP Pigtail

The MTP pigtail allows for field installable MTP connectivity using ribbon cable and mass fusion splice installation practices

MTP PIGTAIL OPTICAL SPECIFICATIONS

Fiber Type	Performance Class	Max. Insertion Loss	Min. Return Loss (db)
5L	OM3 XGLO 300 Low Loss	0.20	20
5V	OM4 XGLO 500 Low Loss	0.20	20
SM-LWP	OS1/OS2 XGLO Singlemode	0.75	55

Fusion Splice Solutions

Expanded RIC Enclosure

Siemon's Rack Mount Interconnect Center provides superior fiber density without sacrificing protection and accessibility. Key features include extending the depth of the enclosure to allow added space for fusion splicing and cable slack storage. With superior cable management, port identification, fiber accessibility and security, the Expanded RIC is the best way to protect mission critical fiber connections.

Security

Single finger latch on both front and rear doors. Included key locks prevent unauthorized access for enhanced security

Quick Release Hinges

Spring loaded hinges enable easy removal of front and rear doors for complete access to fiber connections

Port Identification


Hinged labels are mounted to the front door for full visibility. When the door is opened, the labels flip down for easy viewing

Splicing Capability

Extra space provided to mount and secure multiple splice trays in position

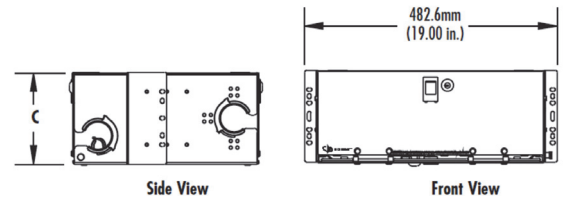
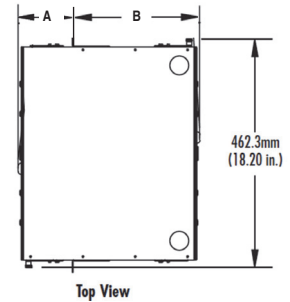
Rotating Grommets

Facilitate loading and retention of fiber jumpers while minimizing micro bending stress when using the sliding tray



EXPANDED RIC ENCLOSURE DIMENSIONS

Expanded RIC3 Part #	Mounting Bracket Position	A		B		C	
		mm	in.	mm	in.	mm	in.
RIC3-E-24-01	1	109.7	4.32	360.4	14.19	85.7	3.38
	2	147.8	5.82	322.3	12.69	85.7	3.38
	3	185.9	7.32	284.2	11.19	85.7	3.38
RIC3-E-36-01	1	109.7	4.32	360.4	14.19	85.7	3.38
	2	147.8	5.82	322.3	12.69	85.7	3.38
	3	185.9	7.32	284.2	11.19	85.7	3.38
RIC3-E-48-01	1	109.7	4.32	360.4	14.19	130.2	5.13
	2	147.8	5.82	322.3	12.69	130.2	5.13
	3	185.9	7.32	284.2	11.19	130.2	5.13
RIC3-E-72-01	1	109.7	4.32	360.4	14.19	174.6	6.88
	2	147.8	5.82	322.3	12.69	174.6	6.88
	3	185.9	7.32	284.2	11.19	174.6	6.88


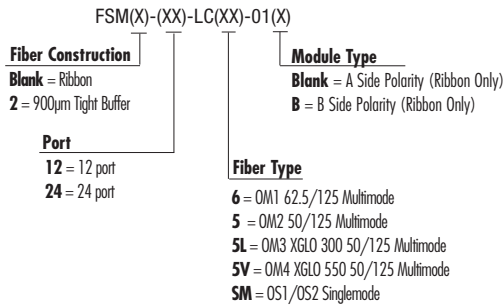


FUSION SPLICE MAX CAPACITY CHART

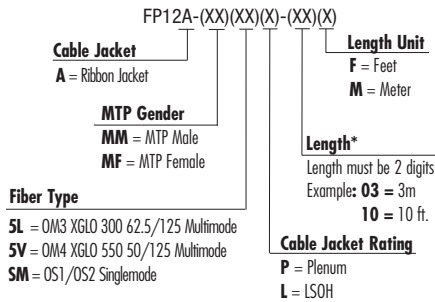
Solution)	Splice Type	FCP3	RIC3-24	RIC3-36	RIC3-48	RIC3-72
MTP Pigtail	Fusion Ribbon	216	288	288	288	432
Fiber Splice Module	Fusion Ribbon	72	96	144	192	288
	Fusion 900m	72	96	96	96	144

Ordering Information

FIBER SPLICE MODULES



MTP PIGTAILS



EXPANDED RIC ENCLOSURE

RIC3-E-(XX)-01Expanded RIC Enclosures

Use (XX) to specify size:

- 24 = 2RMS Enclosure with 4 adapter/module mounting spaces
- 36 = 2RMS Enclosure with 6 adapter/module mounting spaces
- 48 = 3RMS Enclosure with 8 adapter/module mounting spaces
- 72 = 4RMS Enclosure with 12 adapter/module mounting spaces

Note: When using RSC product with the RIC3-E-72-01 a RSC-CS-12-01 support bracket is required.




RELATED PRODUCTS:

XGLO MULTIMODE LASER OPTIMIZED 50/125 OM3, OM4 (AQUA JACKET), SINGLEMODE OS2 (YELLOW JACKET) RIBBON CABLE

Part #	Fiber Count	Construction
9BR(X)(X)012G-(XXXX)(Y)	12	1 ribbon with 12 fibers
9BR(X)(X)024G-(XXXX)(Y)	24	2 ribbons with 12 fibers
9BR(X)(X)036G-(XXXX)(Y)	36	3 ribbons with 12 fibers
9BR(X)(X)048G-(XXXX)(Y)	48	4 tubes of 12 fibers

Part #	Fiber Count	Construction
9BR(X)(X)072G-(XXXX)(Y)	72	6 ribbons with 12 fibers
9BR(X)(X)096G-(XXXX)(Y)	96	8 ribbons with 12 fibers
9BR(X)(X)144G-(XXXX)(Y)	144	12 ribbons with 12 fibers
9BR(X)(X)216G-(XXXX)(Y)	216	18 ribbons with 12 fibers
9BR(X)R288G-(XXXX)(Y)	288	24 ribbons with 12 fibers



Use 1st (X) to specify fiber type: 5 = 50/125µm, 8 = Singlemode

Use 2nd (X) to specify fiber jacket type: R=Riser OFNR, P= Plenum OFNP, H= LSOH.

Use (XXXX) to specify class performance: T312 = OM3 50µm Laser Optimized, T512 = OM4 50µm Laser Optimized, E205 = OS1/OS2 Singlemode

Use (Y) to specify Unit of Measure: A= Feet for North America, M = Meter for International

NOTE: 288 strand count is only available in a Riser (OFNR) jacket.

Ordering Information

RELATED PRODUCTS:

FIBER CONNECT PANEL


Part #	Description
FCP3-DWR	6- to 72-fiber (up to 288 fiber with MTP adapter plates) Fiber Connect Panel with sliding tray, accepts (3) Quick-Pack® adapter plates, 1U, black. Includes mounting brackets, housing/tray, fiber managers, grommets, label holders, and labels <i>height: 43.2mm, width: 482.6mm, depth: 355.6mm</i>
FCP3-RACK	6- to 72-fiber (up to 288 fiber with MTP adapter plates) Fiber Connect Panel with fixed tray, accepts (3) Quick-Pack adapter plates, 1U, black. Includes mounting brackets, housing/cover, fiber managers and grommet <i>height: 43.2mm, width: 482.6mm, depth: 241.3mm</i>



Note: 1U = 44.5 mm

MASS FUSION SPLICE ACCESSORIES

Part #	Description
HT-MFS	40mm mass fusion heat shrink sleeve for ribbon fiber
TRAY-4-R-MFS.	Mass fusion splice tray for up to (6) 12 fiber splices with sleeve protection holder



SINGLE FIBER FUSION SPLICE ACCESSORIES

Part #	Description
HT-40	40mm single fiber heat shrink sleeve
HT-60	60mm single fiber heat shrink sleeve
*Heating times may vary depending on heat source.	
TRAY-3	Standard splice tray for up to 24 fusion splices with sleeve protection. For use with Expanded RIC and FCP3 fiber enclosures



Because we continuously improve our products, Siemon reserves the right to change specifications and availability without prior notice.

**Worldwide Headquarters
North America**
Watertown, CT USA
Phone (1) 860 945 4200

**Regional Headquarters
Europe Russia Africa**
Chertsey, Surrey, England
Phone (44) 0 1932 571771

**Regional Headquarters
China**
Shanghai, P.R. China
Phone (86) 215385 0303

**Regional Headquarters
Latin America**
Bogota, Colombia
Phone (571) 657 1950/51/52

**Regional Headquarters
India Middle East**
Dubai, United Arab Emirates
Phone (971) 4 3689743

**Regional Headquarters
Asia Pacific**
Sydney, Australia
Phone (61) 2 8977 7500

**Siemon Interconnect Solutions
Watertown, CT USA**
Phone (1) 860 945 4213 US
www.siemon.com/SIS