



STAIR SYSTEMS  
IN WOOD & IRON



Universal Stair Parts, Inc.  
919 Old Nelson Rd.  
Ball Ground, GA 30107

PH: 678-454-1330  
FAX: 678-454-1334



Welcome to the world of Universal Stair Parts, Inc. In the following pages we invite you to explore the most complete classic collection of quality stair products to be found anywhere.



From our home in Ball Ground, GA we manufacture and distribute quality wood and iron stair products and a large selection of exterior porch balustrades. Here you will find a large inventory of stock stair products and one of the most complete custom millwork manufacturing facilities in the industry.

Working closely with you, our experienced craftsmen respond to virtually any specialized request from manufacturing in a wide variety of exotic wood species to customized, customer specific profiles.

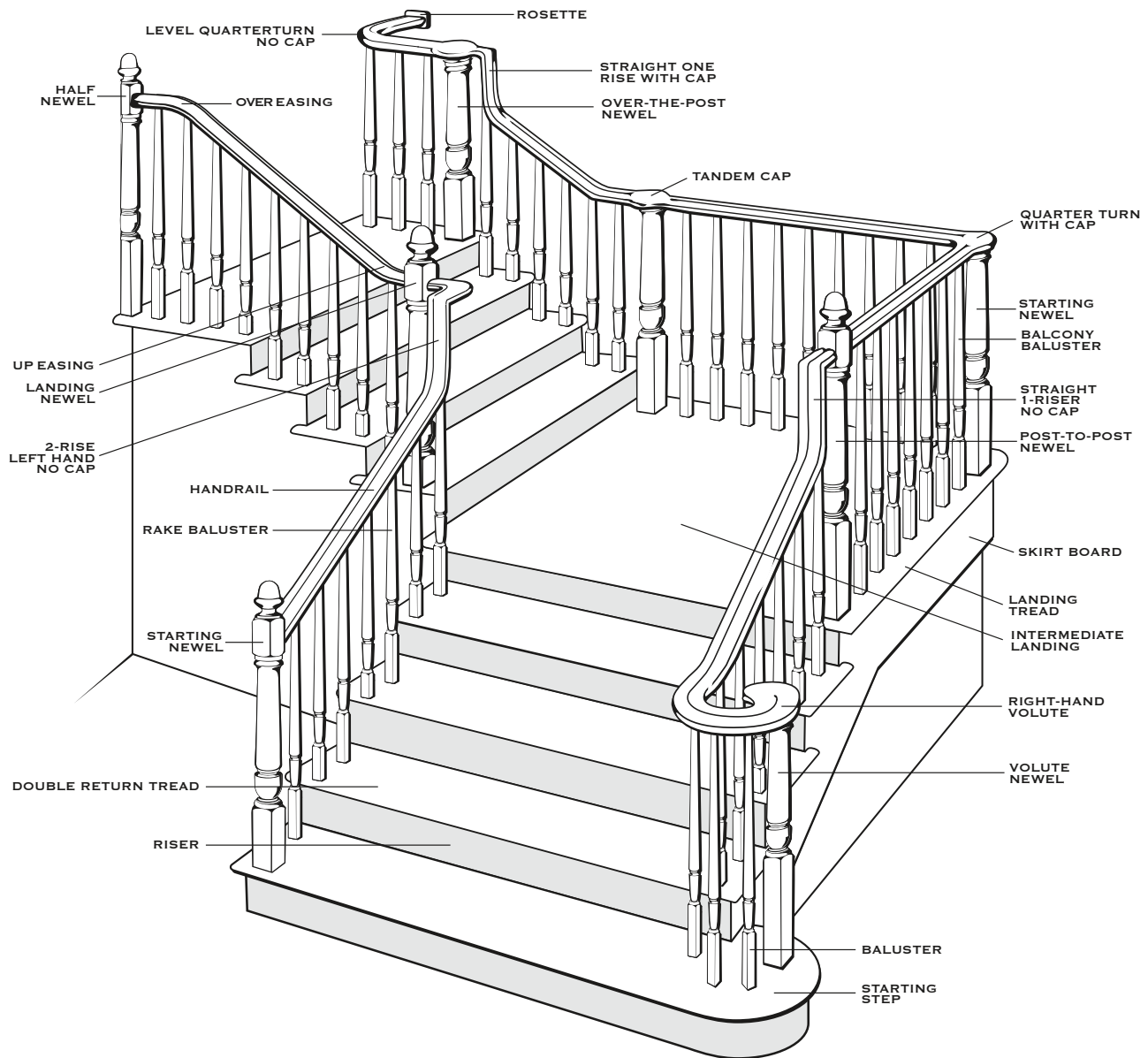
Since 1995 we have built the strongest reputation in the business for customer service quality serving the Pro Dealer and Stair building industry. Find out why. Call us or, better yet, come visit with us.

Either way you will find a friendly and knowledgeable staff ready to serve your every need. Once you've experienced our products and our dedication to serving you, you'll want to turn to Universal for all of your stair products needs. After all, we're Universal—your stairway to quality.

- 2 Anatomy of a Staircase
- 3 Wood Species
- 4 Handrail Profiles
- 5 Decorative Metal
- 8 Colonial Collection
- 9 Hanover Collection
- 10 Jefferson & Hampton Collections
- 11 Box Newel Collection
- 12 La Scala & Softwood (Hemlock)
- 13 Handrail Fittings
- 15 Treads/Skirt Board/Starting Steps
- 17 Rosettes/Brackets/Trim
- 19 Hardware and Accessories
- 20 Exterior Products
- 23 Photo Gallery




# Anatomy of a Staircase



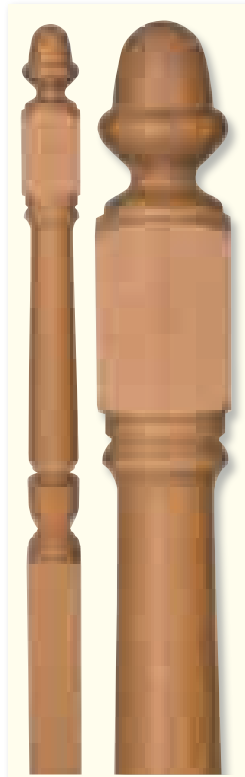
- BALUSTERS** - The vertical posts which support the railing of the staircase. The term "Balustrade" refers to the baluster and rail system.
- COVE MOULDING** - Decorative strip which when attached to the underside of the tread nosing, covers the joint between the tread and riser.
- FILLET** - Strips which fill the plow between balusters on plowed handrail and shoe rail. Used with square top balusters.
- FITTINGS** - The stair parts used to form a smooth transition when the handrail changes height or makes a turn at a landing or a balcony.
- HANDRAIL** - The horizontal or rake member of a balustrade system. It sits on top of the balusters and is supported by newel posts.
- NEWELS** - Major support posts for the balustrade system. Larger and heavier than the balusters, newels are located at the bottom and top of a staircase and at turns and critical support areas of balcony rails.
- NOSING** - The portion of a tread or landing tread which protrudes beyond the face of the riser.
- RISERS** - The vertical components of a stair which support the treads.
- SHOE RAIL** - A piece running along the floor which is plowed for the insertion of balusters.
- STARTING STEPS** - The first tread and riser at the bottom of the staircase.
- TREADS** - The horizontal portion of the staircase that is walked upon.

# Wood Species


Universal Stair Parts specializes in a variety of products in many different wood species. Contact us for product availability and lead times on these and other exotic species of wood.




Australian Cypress




Brazilian Cherry




Cherry




Hickory




Mahogany




New Heart Pine



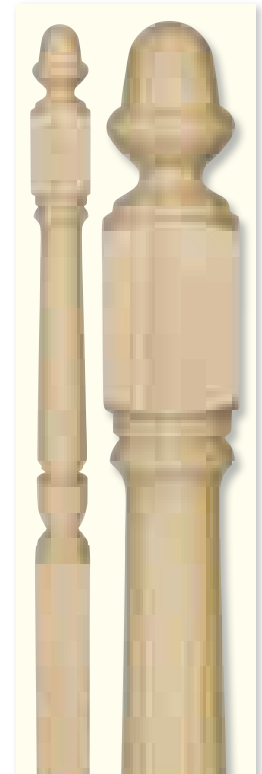
Poplar



Walnut

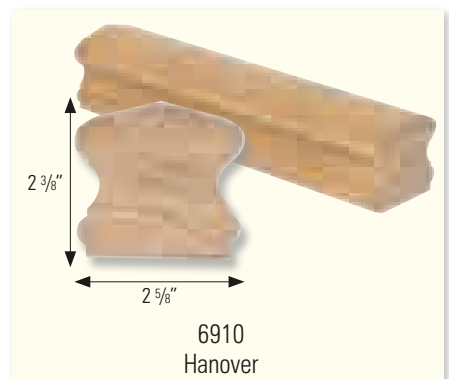
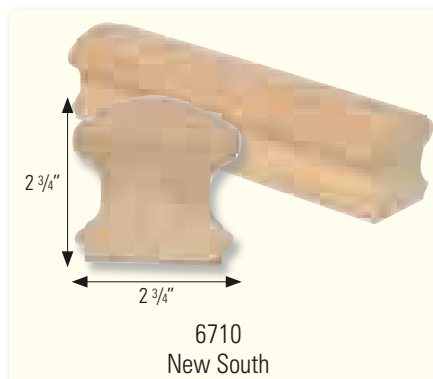
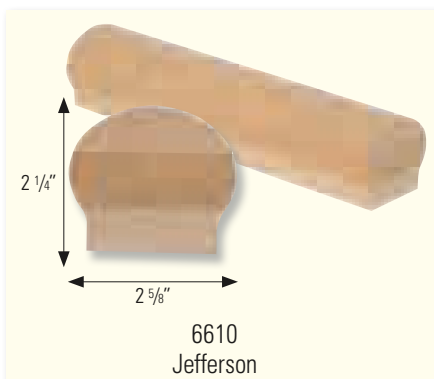
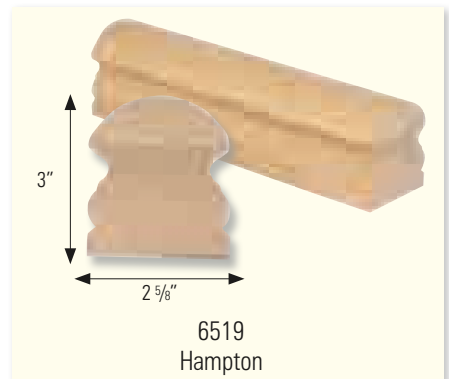
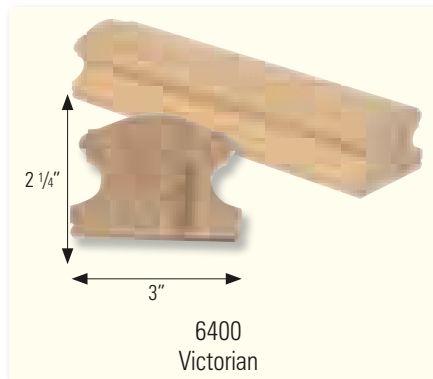
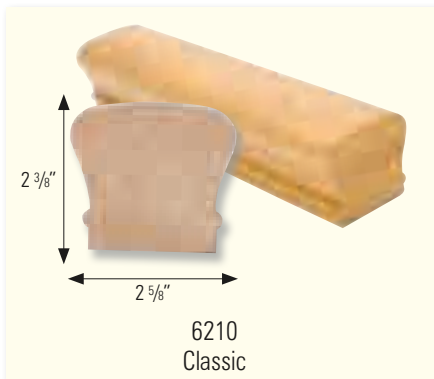
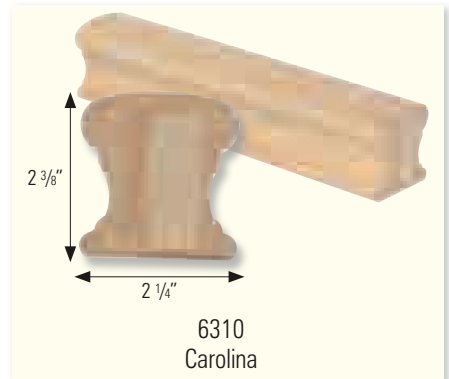
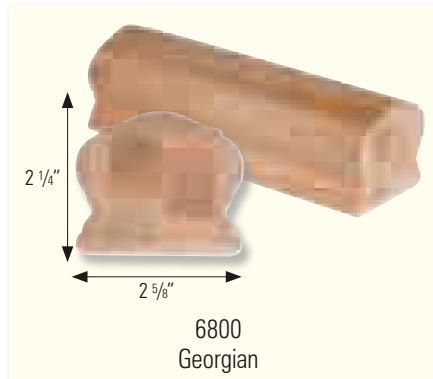
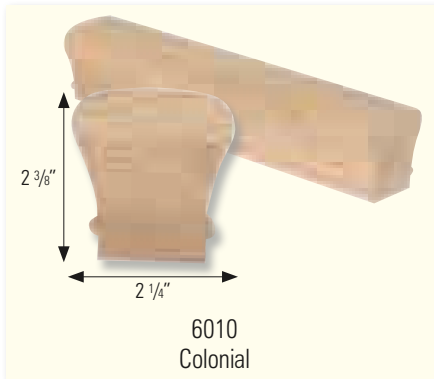


White Oak

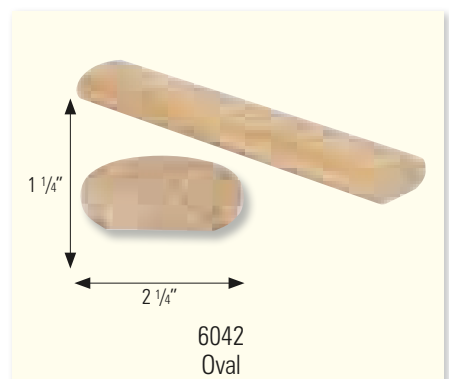
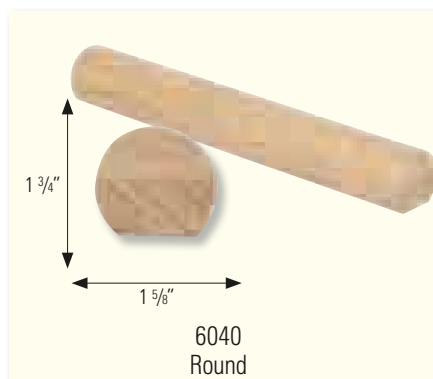
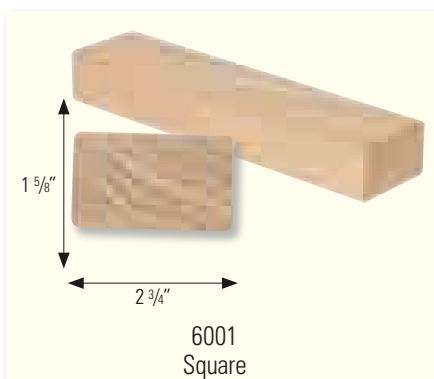


Yellow Pine

# Handrail Profiles



## CONTEMPORARY AND WALL RAIL



# Decorative Metal

Available Colors



B  
Flat Black  
(Textured)



SB  
Satin Black  
Smooth



SV  
Silver Vein



CV  
Copper Vein



AB  
Antique Bronze



ORC  
Oil Rubbed  
Copper



AN  
Antique Nickel



ORB  
Oil Rubbed  
Bronze

Balusters



Tubular



Solid

## TWIST SERIES 1/2" X 44"

Stocked Colors:



B



SB



SV



ORC



AB



ORB



BAS144



BAS244



TW144



TW244




F144




PL44



KN144 Fixed  
Knuckle



KN244 Fixed  
Knuckle



PL44 with  
(2) AKO 1  
(Adjustable  
Knuckle)



## BALCONY BALUSTERS 1/2" X 40"

Stocked Colors:

\* Other colors available through special ordering.



B




SB



BLYPLN40



BLYTW140



BLYBAS140



# Decorative Metal

Available Colors



**B**  
Flat Black  
(Textured)



**SB**  
Satin Black  
Smooth



**SV**  
Silver Vein



**CV**  
Copper Vein



**AB**  
Antique Bronze



**ORC**  
Oil Rubbed  
Copper



**AN**  
Antique Nickel



**ORB**  
Oil Rubbed  
Bronze

Balusters



Tubular



Solid

## RIBBON SERIES 1/2" X 44"

Stocked Colors:



\* Other colors available through special ordering.



**B**



**SB**



## SCALLOPED SERIES 9/16" X 44"

Stocked Colors:



\* Other colors available through special ordering.



**B**



**SB**



## GOTHIC SERIES 9/16" X 44"

Stocked Colors:

\* Other colors available through special ordering.



**B**



**SB**



**AB**





# Decorative Metal

Available Colors



**B**  
Flat Black  
(Textured)



**SB**  
Satin Black  
Smooth



**SV**  
Silver Vein



**CV**  
Copper Vein



**AB**  
Antique Bronze



**ORC**  
Oil Rubbed  
Copper



**AN**  
Antique Nickel



**ORB**  
Oil Rubbed  
Bronze

Balusters



Tubular



Solid

## SOLID NEWELS

1 3/16" x 48"



Stocked Colors:



B



SB



## ACCESSORIES


1/2"



9/16"



## EPOXY



**A-501-K**  
(For use in standard caulking gun)



**IC2301**  
(2-part Epoxy 50 ML)




**IC2302**  
(Dispensing Gun)




**IC2303**  
(Mixing Nozzle)

# Colonial Collection


## 1 1/4" BALUSTERS




## 3" NEWELS




## 1 5/8" BALUSTERS



## 3 1/2" POST-TO-POST NEWELS




## 3 1/2" OVER-THE-POST NEWELS





# Jefferson Collection



## 1 5/8" BALUSTERS



## POST-TO-POST NEWELS





## OVER-THE-POST NEWELS






# Hampton Collection

## 1 5/8" BALUSTERS




## POST-TO-POST NEWELS



## OVER-THE-POST NEWELS



# Box Newel Collection



4091  
6 1/4" x 55"



2091FT      2091PT  
Adjustable Base  
Square and Pyramid Top  
5 x 56-62"




4091-FP  
6 1/4" x 55"



4075  
3 1/2" x 56"




3091  
Adjustable  
Base  
4 1/2" x 56-62"




4094  
7 1/2" x 56"



4094  
7 1/2" x 56"



4094  
7 1/2" x 56"





4094  
7 1/2" x 56"

# La Scala Collection




## 1 5/8" BALUSTERS



## 3 1/4" NEWELS



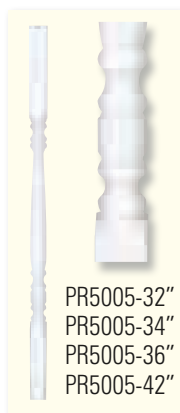
## NEWELS WITH OPTIONAL POST-TO-POST ACCESSORIES





# Soft Wood

## HAMPTON HEMLOCK SERIES


### 1 5/8" Balusters




### 3 1/4" Newels



### Handrail



### Shoe Rail and Fillet

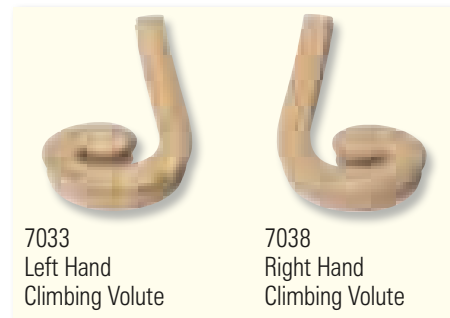
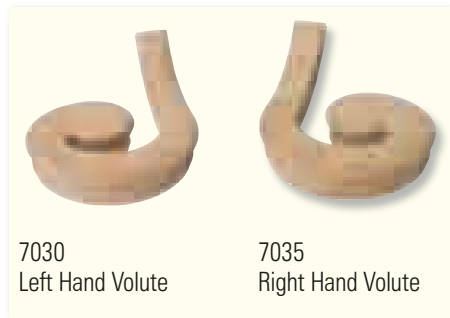
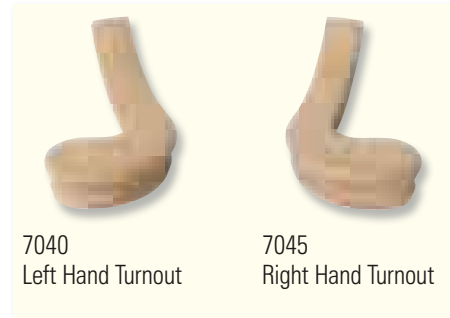


# Handrail Fittings

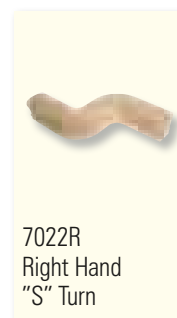





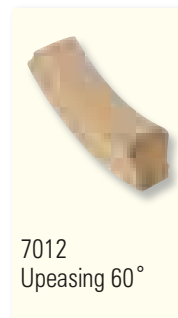

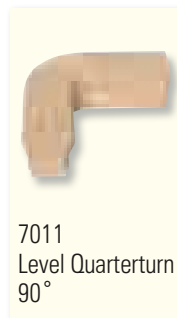

Handrail fittings are designed to accommodate changes in direction and pitch along a handrail. When selecting fittings, simply match the second digit in the fitting with the corresponding second digit in the handrail profile.

## STARTING FITTINGS

\*Item numbers below correspond with a 6010 Colonial Style handrail. For all other handrail profiles, insert the second number of the handrail to the second digit of the corresponding fitting.

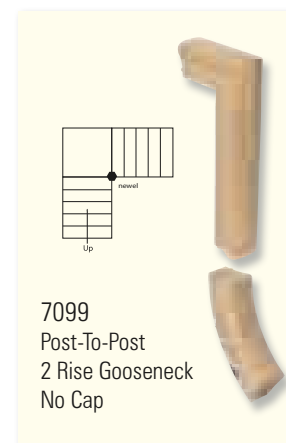
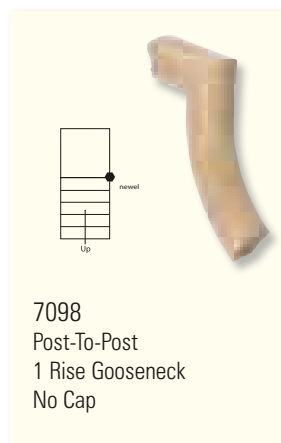
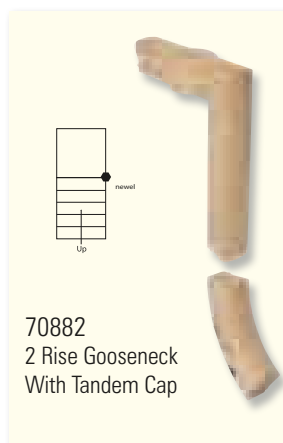
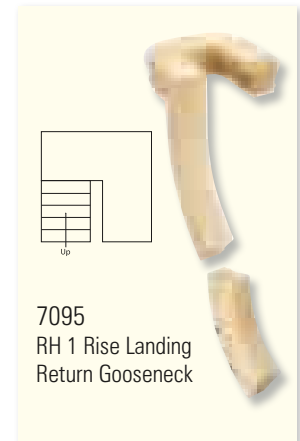
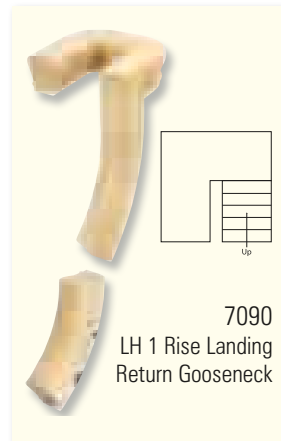
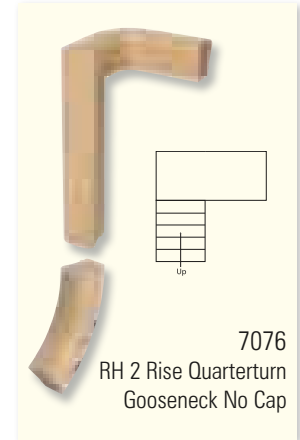
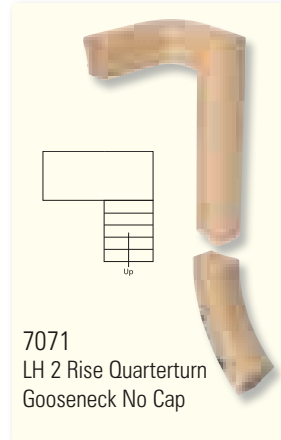
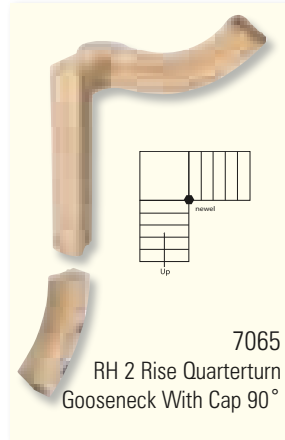
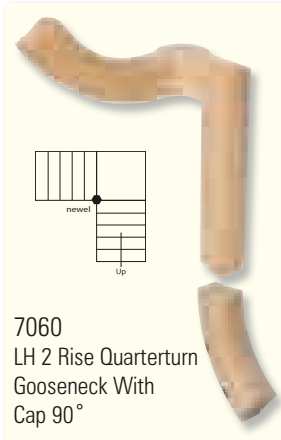


## HANDRAIL FITTINGS



# Handrail Fittings


## GOOSENECK FITTINGS





Please contact us for a quote on special dimensions.  
Oak treads and Risers available engineered or solid (edge glued). Specify "OE" or "OS."

## PLAIN



8070-36"      8070-84"  
8070-42"      8070-96"  
8070-48"      8070-120"  
8070-54"      8070-144"  
8070-60"      8070-192"  
8070-72"

## HyBRID



HY8070RR-48"  
HY8070RR-60"

## RISERS



8075-36"      8075-54"  
8075-42"      8075-60"  
8075-48"      8075-72"

## REVERSIBLE RETURN



8070R-42"      8070R-60"  
8070R-48"      8070R-72"  
8070R-54"      8070R-96"

## RETRO TREAD



8070RETRO-42"  
8070RETRO-48"  
8070RETRO-60"  
808013RETRO

## DOUBLE RETURN



8070DR-48"  
8070DR-54"  
8070DR-60"



8070-\*custom  
specify inside dimension

## FALSE TREADS



8071R      8071L      8072      8076      8079  
Right-hand      Left-hand      Closed End      False Riser      Reversible False  
False Tread      False Tread      False Tread      Tread w/ Riser

## TRIM & SKIRT BOARDS


\*Boards available in 8', 10', 12', and 16' lengths. Specify (R) for radius.




814  
1' x 4'




816  
1' x 6'



818  
1' x 8'



8110  
1' x 10'





8112  
1' x 12'

# Starting Steps

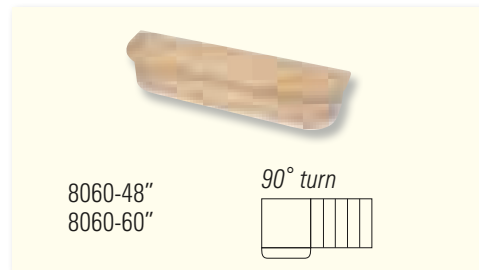



\*STARTING STEPS ARE PACKAGED WITH ALL NECESSARY TRIM

## SINGLE RETURN

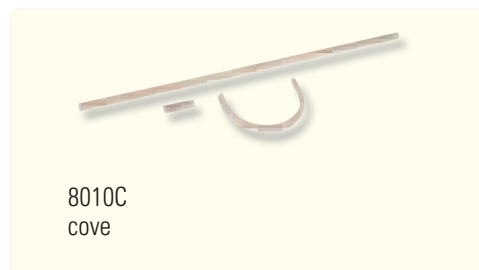



## DOUBLE RETURN

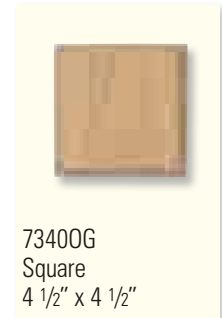



\*For specific dimensions, please provide the inside dimension (measure from outside of skirt board to outside skirt board).



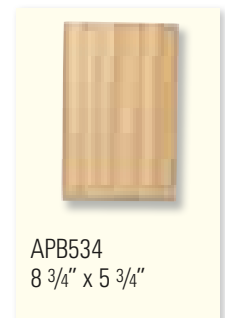


## TRIM KITS






## WALL ROSETTES



## ARCHITECTURAL ROSETTES AND PLINTH BLOCKS

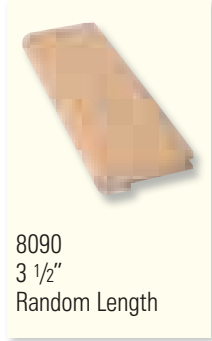


## TREAD BRACKETS




# Landing Tread


## LANDING TREAD



8090  
3 1/2"  
Random Length



8590  
5 1/4"  
Random Length




8590FJ-16  
16 x 5 1/4"  
Finger Joint  
16' Lengths

## NOSING



8080  
(random length)



808013  
(13")


## TRIM




100  
Cove



129  
Shoe




163  
Base Cap



Flex100  
Flex Cove



Flex129  
Flex Shoe



Flex163  
Flex Base Cap



8074  
Rail Cap  
Available in 6" 8" 10"


## PLUGS




TP112




TP1




TP12




TP38



BP1



BP12




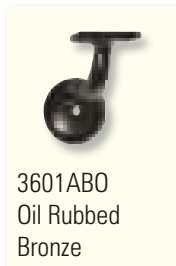



BP38

\*TP Tapered plug  
\*BP Button plug


## WALL RAIL BRACKETS

\*Finish color may vary



Heavy Duty



Medium Duty



## NEWEL INSTALLATION KITS



## MISCELLANEOUS TOOLS & HARDWARE



# Exterior Railing from Rail Simple®


## TRADITIONAL

Available as a kit or as component pcs. Cedar railing with powder-coated aluminum balusters.


All kits include 2 pcs. profiled pre-drilled set of aluminum balusters, mounting hardware, and installation instructions.

## KITS


● BLACK ● PEWTER



6' kits -  
26" baluster  
ETK626



8' kits -  
26" baluster  
ETK826



## HARDWARE



E9400B  
For use with pre-drilled rail



E9403  
Straight and angled connectors for use  
with alternating railing like composite,  
vinyl, and exotic hardwoods



E9402



E9509  
Rail to post fastener on


## COMPONENTS



E279S-8  
Pre-drilled rail 8'



E201CR-8  
\*Optional cap rail



E930026  
26" baluster



E930032  
32" baluster

● BLACK ● PEWTER




## TUSCANY


Also available as a kit or as component pcs. The Tuscan series offers an elegant curved design.

### KITS

● BLACK ● PEWTER



6' kits -  
32" baluster  
ETSK632



8' kits -  
32" baluster  
ETSK832



### HARDWARE



E9400B  
For use with pre-drilled rail



E9402



E9509  
Rail to post fasten on

### COMPONENTS



E279S-8  
Pre-drilled rail 8'



E201CR-8  
\*Optional cap rail



E9403  
Straight and angled connectors for use with alternating railing like composite, vinyl, and exotic hardwoods



E9600  
Lock Bar

### 27" STAIR BALUSTER



E9501  
LH Stair Baluster



E9502  
RH Stair Baluster

# Exterior Railing from Rail Simple®

## SEEMORE

Individually sold face mount baluster with screws that are easy to install. Same powder-coated aluminum baluster and carries a 25-yr. warranty.

E970031  
1 1/16" x 31"



- BLACK
- PEWTER



## VENETIAN

These Wider Architecture balusters are designed to replace wood angle cut balusters. The 1 1/2" x 42" design will cover up existing wear marks. Same high quality 25-yr. powder-coated finish.



- BLACK
- PEWTER



E980042  
1 1/2" x 42"

## DECORATIVE POST CAPS

4" x 4"



E990B  
Black Tusk



E990C  
Copper Ridge

6" x 6"



E990-WP166  
Whistler Peak





Custom Maple Box Newel, 5360 Primed Balusters,  
6910 Maple Handrail



GS148 Antique Bronze Newel, GS144, GS244, GSB144,  
Antique Bronze Balusters 6710 Oak Handrail



4093 Poplar Newel, 5360, Primed Balusters, 6400 Oak Handrail

# Gallery



Custom 8" Oak Box Newel, 2005 Oak Balusters, 6710 Oak Handrail



4510 Oak Handrail, 2318 Fluted Primed Balusters, 6210 Oak Handrail



4094 New Heart Pine Box Newel, 4075 New Heart Pine Intermediate Newel, 5060 Primed Balusters, 6910 New Heart Pine Handrail, New Heart Pine Treads & Risers




4093 Antiqued Maple Box Newel, R1B144, R1B244, RiB1F244, R1B2F144 Flat Black Iron Balusters, 6710 Walnut Handrail & Bending Rail Walnut Treads



3030 Oak Half Newel, Blytw140 Satin Black Belly Balcony Balusters, 6710 Oak Handrail

# Gallery



4040 Poplar Newel, 5015 Primed Baluster, 6010 Oak Handrail



4040 Oak Newel, 5015 Primed Baluster, 6010 Oak Handrail



4040 Oak Newel, KN144, KN244 Satin Black Baluster, 6010 Oak Handrail



3010 Maple Painted Newel, S1044, S1144, S1244 Satin Black Balusters, 6710 Maple Painted Bending Rail



4094 Oak Box Newel, TW Full, BAS144,  
BAS244 Satin Black Balusters, 6710 Oak Handrail



4075 Oak Newel, BAS244, TW144, TW244,  
Satin Black Iron Baluster, 6010 Oak Handrail

# Gallery



Custom Pine Box Newel, BLY PLN 40 Belly Balusters, Custom Pine Handrail  
(Sorry, Coco is not for sale)



4091 Walnut Box Newel, KN144, F144 Oil Rubbed Copper Balusters,  
6910 Walnut Handrail, Brazilian Cherry Treads



Custom Panel Oak Box Newel, RIB144, RIB2F144 Satin Black Baluster, 6710 Curved Oak Handrail



3030 Oak Newel, GS144, GS244 Satin Black Balusters,  
6910 Oak Handrail



4075 Oak Newel, TW144, BAS244 Satin Black Balusters,  
6010 Oak Handrail



3010 Fluted Oak Newel, RIB144, RIBIF244, RIB2F144 Satin Black Balusters, 6710 Oak Handrail

# Gallery



4040 Oak Newel, TW Full, BAS144, BAS244, Satin Black Balusters, 6010 Oak Handrail



Custom Poplar Box Newel, 5360 Primed Baluster, 6400 Oak Handrail



4040 Oak Newel, G1044, GS144, GS244 Antique Bronze Baluster, 6010 Oak Handrail





Custom Oak Box Newel, RIB144, RIB2F144 Satin Black Balusters,  
6400 Oak Handrail, Custom Oak L Shape Steps



4010 Oak Newel, TW144, BAS144, BAS244 Satin Black Balusters,  
6010 Oak Handrail



3030/3010 Oak Newel/2015 Primed Balusters,  
6710 Oak Handrail



4075 Oak Box Newel, GS144, GS244, GSB144 Antique Bronze Balusters,  
6710 Oak Handrail

# Gallery



Tuscany Black Exterior Baluster Kit with Composite Decking



Traditional Black Exterior Baluster Kits in Cedar



Traditional Clay Exterior Baluster Kit in Cedar



Model 100 Exterior Aluminum Spiral Staircase

*Ask us about our curved stair installations!*



**Universal**   
STAIR PARTS, INC.

919 Old Nelson Rd.  
Ball Ground, GA 30107

PH: 678-454-1330  
FAX: 678-454-1334

Distributed by:



[universalstair.com](http://universalstair.com)

