



STEP BY STEP THROUGH THE
OLD TESTAMENT

WAYLON BAILEY

TOM HUDSON

STEP BY STEP THROUGH THE
OLD TESTAMENT

WAYLON BAILEY

TOM HUDSON

LifeWay Press®
Nashville, Tennessee

© 1992 LifeWay Press®
Revised 2000
Reprinted 2013

No part of this book may be reproduced or transmitted in any form or by any means, electronic or mechanical, including photocopying and recording, or by any information storage or retrieval system, except as may be expressly permitted in writing by the publisher. Requests for permission should be addressed in writing to LifeWay Press®; One LifeWay Plaza; Nashville, TN 37234-0152.

ISBN 9780767326193
Item 001116311

Dewey decimal classification: 221
Subject heading: BIBLE—OLD TESTAMENT

Cover photography of Mount Sinai © David Degner

Unless indicated otherwise, Scripture quotations are taken from the Holy Bible, NEW INTERNATIONAL VERSION®. Copyright © 1973, 1978, 1984 by Biblica Inc. All rights reserved worldwide. Used by permission.

To order additional copies of this resource,
write to LifeWay Church Resources Customer Service;
One LifeWay Plaza; Nashville, TN 37234-0113;
fax 615.251.5933; phone toll free 800.458.2772;
email orderentry@lifeway.com;
order online at www.lifeway.com;
or visit the LifeWay Christian Store serving you.

Printed in the United States of America

Adult Ministry Publishing
LifeWay Church Resources
One LifeWay Plaza
Nashville, TN 37234-0152

Contents

	The Authors	4
	Introduction	5
U N I T	1 God and His Revelation	7
U N I T	2 God and His Creation	26
U N I T	3 God and the Patriarchs	41
U N I T	4 God and the Exodus	57
U N I T	5 God and His Law	72
U N I T	6 God and the Land of Promise	89
U N I T	7 God and the Beginning of the Monarchy	105
U N I T	8 God and the United and Divided Kingdoms	122
U N I T	9 God and the Exile and Restoration	139
U N I T	1 0 God and Wisdom	157
U N I T	1 1 God and the Major Prophets I	173
U N I T	1 2 God and the Major Prophets II	190
U N I T	1 3 God and the Minor Prophets	205
	Group Covenant	222

The Authors

WAYLON BAILEY wrote the content for *Step by Step through the Old Testament*. Waylon has been professor of Old Testament and Hebrew at the New Orleans Baptist Theological Seminary since 1978. Before joining the faculty at New Orleans Baptist Theological Seminary, he served 12 years as pastor of churches in Alabama and Louisiana. In addition to his seminary responsibilities, he serves as a pastor of First Baptist Church in Covington, Louisiana.

Waylon, who is a native of Brantley, Alabama, is a graduate of Samford University and holds a master of theology and a doctor of theology from the New Orleans Baptist Theological Seminary.

He is no stranger to Southern Baptists. Since 1981 Waylon has been widely used as a conference leader and teacher at state and national conference centers, and he has written for journals and denominational publications. He has written one book entitled *As You Go*.

TOM HUDSON is the author of the learning activities in *Step by Step through the Old Testament* and also for the companion study *Step by Step through the New Testament*. Tom is Biblical Studies Designer in Adult Sunday School Ministry Department of LifeWay Christian Resources of the Southern Baptist Convention. He joined LifeWay in January 1986 after 21 years as pastor of Oak Forest Baptist Church in Jackson, Mississippi. He also has served as pastor of First Southern Baptist Church, Anaconda, Montana, and assistant pastor of Broadmoor Baptist Church, Jackson, Mississippi. While in Mississippi, he served in numerous positions in the Mississippi Baptist Convention.

Tom, who is a native of Jackson, Mississippi, is a graduate of Mississippi College and holds a master of divinity degree from Southwestern Baptist Theological Seminary and a doctor of ministry degree from New Orleans Baptist Theological Seminary.

LIFE: The Lay Institute For Equipping

Lay Institute For Equipping


Step by Step Through the Old Testament is a course in the Lay Institute for Equipping or LIFE LIFE is an educational system designed to provide quality education to laypersons in the areas of discipleship, leadership, and ministry. All Life courses have some common characteristics. These also apply to *Step by Step Through the Old Testament*.

- Participants interact with a self-paced workbook (this is your workbook) for 30 to 60 minutes each day and do life related learning activities.
- Participants meet for a small-group learning session each week.
- The course leader (or facilitator) guides group members to reflect on and discuss what they have studied during the week and then make practical application of the study to everyday life. This small group becomes a support group for participants as they help each other come to understand and apply the Scriptures to life.
- A Christian Growth Study Plan diploma is awarded for those who complete a LIFE course in a small-group study. (See p. 223 for course credit information.)

Studying Step by Step Through the Old Testament

This book is different from most books in that it is not intended simply to be read from cover to cover. To get the most out of this course you must take your time by studying only one day's lesson at a time. Do not try to study through several lessons in a single day. You need time to let these thoughts "sink in" to your understanding and practice. Do not skip any of the learning activities. These are designed to help you develop a framework for the Old Testament.

Do not try to study through several lessons in a single day.

 **The activities will begin (like this paragraph) with the leaves marking indented type. Follow the instructions given. After you have completed an activity, you will return to the content.**

Normally you will be given the answers at the bottom of the page, so you can check your own work. Write your own answer before reading mine. Sometimes your response to the activity will be your own response or opinion, and no right or wrong answer can be given. If you have difficulty with an activity or you question the answers given, write a note about your concern in the margin. Discuss it with your leader or small group.

Study With Small Group

Once each week you should attend a small-group session designed to help you discuss the content you studied the previous week, share insights and testimonies, encourage each other, and pray together. Small groups should not have more than 10 members for maximum effectiveness. Larger groups will experience less closeness, less intimate sharing, more absenteeism, and more drop-outs. If more than 10 people want to study the course, enlist additional leaders for each group of six to ten.

Enlist Your Friends

If you have started studying *Step by Step Through the Old Testament* and you are not involved in a small group, enlist a few friends to study the course with you. You will discover that others can help you learn and apply the teaching of this course. You will miss much of the intended learning from this course apart from a small-group study.

Resources**Resources for *Step by Step Through the Old Testament***

- Member book: *Step by Step Through the Old Testament* (Item 001116311)
- Leader guide: *Step by Step Through the Old Testament Leader Guide* (Item 001116312)

To order additional copies of this resource, write to LifeWay Church Resources Customer Service; One LifeWay Plaza; Nashville, TN 37234-0113; fax 615.251.5933; phone toll free 800.458.2772; email orderentry@lifeway.com; order online at www.lifeway.com; or visit the LifeWay Christian Store serving you.

Unit 1

God and His Revelation

In this unit you will take a brief look at the groups of people involved in the process of God's revealing Himself and the places where that process took place.

WordWatch

Watch for these words as you study this unit.

Canaan—refers to the area we commonly call Palestine. The terms *Palestine* and *Canaan* are used interchangeably. The area is called Canaan because Noah's grandson, Canaan, and his descendants settled in that area (Gen. 10:15-19).

Canon—means "reed" or "measuring stick." It came to mean "a rule of faith," and eventually "a catalog or list." Today, when we use the word *canon*, we are referring to the books of inspired Scriptures that make up the Old and New Testaments of the Bible.

Torah—word the Hebrews used to refer to the five books of the Law. These books also are called the Pentateuch, a word which means "five-volume book."

Books of Wisdom—also are known as the books of poetry in the Old Testament. Wisdom is the preferred term because the books in that division of the Old Testament contain prose as well as poetry.

Day 1

The People of Palestine

UNIT 1

Nothing excites me quite as much as taking a trip. If my family has planned a vacation or special trip, I think about it long in advance. I usually look at a map and find the route we will take. Even during the trip, the road map is as much entertainment as a necessity to help us get to our destination.

Think of this study of the Old Testament as a journey. Look for the exciting experiences and events.

The Old Testament contains a myriad of people, places, circumstances, and stories. You will find high drama and excitement. You will find people whose lives are filled with sorrow and sadness. Most of all, you will experience God through the pages of the Old Testament.



What do you want to gain from this study of the Old Testament?



These learning activities will be the key to your success along the way. Don't skip any of them.

This unit on “God and His Revelation” gives a brief look at the groups of people involved in the process of God’s revealing Himself and the places where that process took place. So many names and places may seem confusing, but you will find that some of them are familiar to you already. When you have completed this unit, you will be able to identify on a map the major population groups and significant places in the Old Testament. That may not seem possible, but remember that runners complete a marathon one step at a time. These are the first steps you will take in your journey through the Old Testament.

The People of Palestine


This small area was made up of many groups of people including the Canaanites, Hittites, Amorites, Perizzites, Hivites, and Jebusites (Ex. 3:17).

Hivites were a tribe mentioned in the Old Testament as being in various locations in Palestine. The Jebusites lived in Jerusalem for many years. Joshua could not capture Jerusalem. David eventually took it by stealth and made it his capital.


The term *Perizzites* may refer to a class of people who lived outside the walls of the inhabited cities. *Perizzite* means “villager.” This term also may have referred to a group living in central Palestine.

The Hittites came from an ancient kingdom north of Palestine in the area of modern Turkey. The kingdom of the Hittites ended about 1200 B.C.

The Amorites probably were people who lived in the central hill country of Palestine. The designation Canaanites refers to general inhabitants of the land, especially to those who lived west of the Jordan River.


 Match the following tribes on the left with the correct description on the right. Using a pencil, write the correct letters in the blanks.¹

- | | |
|--|---|
| <input type="checkbox"/> 1. Jebusites | A. Inhabitants of the land west of the Jordan River |
| <input type="checkbox"/> 2. Perizzites | B. Lived in Jerusalem for many years |
| <input type="checkbox"/> 3. Hittites | C. From Turkey/in Central Hill Country |
| <input type="checkbox"/> 4. Canaanites | D. Villagers/central Palestine |

 Check your answers at the bottom of the page. Did you miss some? Don't worry; this is an introduction. Simply erase the errors and write in the correct answers. You will meet most of these folks again as you move step-by-step through the Old Testament. Later, you will refer to the map inside the front cover. By the end of this course, many of these nations will be familiar to you.

Palestine is extremely small, only 145 miles from north to south and 90 miles across at its widest point. Since Palestine occupied an area about the size of Vermont, the groups were well-acquainted with one another. They were not divided into isolated districts with border guards. Through much of the Old Testament history, the people of Israel and the other groups lived together. They knew each other's customs and they influenced one another for both good and evil.

Major Enemies

 Use the map on the inside of the front cover to locate Egypt and her primary enemies. Place a check beside each country as you locate it:


- Egypt Syria Babylon Assyria.

You discovered Egypt's enemies lived to the north with Palestine in between. The location affected Israel because Egypt attempted to use Palestine as a buffer state.

Syrians lived immediately to the north of Palestine. Early in Israel's history, they proved a formidable force.

Assyria, with its capital at Nineveh, covered the area between the Tigris and Euphrates Rivers. These militaristic people sought to dominate the area of Palestine.

Babylon, also known as Chaldea, lay at the mouth of the Tigris and Euphrates. Under Nebuchadnezzar they oppressed Palestine for several years beginning in 605 B.C.

 Match the following nations on the left with the correct description on the right. Using a pencil, write the correct letters in the blanks.²

- | | |
|---|---------------------------------------|
| <input type="checkbox"/> 1. Egyptians | A. North of Palestine |
| <input type="checkbox"/> 2. Syrians | B. Between Tigris and Euphrates River |
| <input type="checkbox"/> 3. Babylonians | C. Used Palestine as a buffer |
| <input type="checkbox"/> 4. Assyrians | D. At mouth of Tigris and Euphrates |

Semitic Peoples Surrounding Palestine

The Semitic peoples who surrounded Palestine were related generally to the Hebrews and observed similar practices and customs. To the south of Palestine was


¹Answers: 1-B; 2-D; 3-C; 4-A.

²Answers: 1-C; 2-A; 3-D; 4-B.


Edom. The Edomites were descendants of Esau, Jacob’s twin brother. The Moabites, descendants of Lot, lived in the high country east of the Jordan River and the Dead Sea. The Ammonites, also Lot’s descendants, lived to the north of Moab.

The Philistines lived in the southwestern part of Palestine. The Philistines were sea traders who migrated to Palestine about 1200 B.C., about the same time that the people of Israel came to Canaan. Early in their history, before the time of David, the Philistines dominated the Israelites who lived in the adjacent territories.

On the northern coast of the Mediterranean Sea, the Phoenicians made their living by trading. They were known for trading in purple, a color associated with royalty. Tyre and Sidon are in Phoenician territory.

 **Match the following tribes on the left with the correct description on the right. Using a pencil, write the correct letters in the blanks.**³

- | | |
|--------------------|-----------------------------------|
| ___ 1. Edomites | A. East of the Dead Sea |
| ___ 2. Moabites | B. Southwestern part of Palestine |
| ___ 3. Ammonites | C. Northern coast of Palestine |
| ___ 4. Philistines | D. East of the Jordan River |
| ___ 5. Phoenicians | E. South of Palestine |

 **You may feel overwhelmed with so many tribes or nations. But again, you probably were familiar with some. Match the names and descriptions below. Then check your answers at the bottom of the page.**⁴

- | | |
|---------------------|---|
| ___ 1. Jebusites | A. Villagers/central Palestine |
| ___ 2. Perizzites | B. Inhabitants of the land west of the Jordan River |
| ___ 3. Hittites | C. Inhabitants of Jerusalem |
| ___ 4. Canaanites | D. North of Palestine |
| ___ 5. Egyptians | E. Between Tigris and Euphrates Rivers |
| ___ 6. Syrians | F. From Turkey/in Central Hill Country |
| ___ 7. Babylonians | G. Used Palestine as a buffer |
| ___ 8. Assyrians | H. East of the Dead Sea |
| ___ 9. Edomites | I. Southwestern part of Palestine |
| ___ 10. Moabites | J. Northern coast of Palestine |
| ___ 11. Ammonites | K. East of the Jordan River |
| ___ 12. Philistines | L. South of Palestine |
| ___ 13. Phoenicians | M. At mouth of Tigris and Euphrates Rivers |

RESPONDING TO GOD’S WORD



Focusing on the various nations and tribes mentioned in the Old Testament can remind you that nations influence each other. Can you think of some modern nations that have had a significant impact on your nation in recent years? Recite or read John 3:16 and Acts 1:8. For Christians, what are some implications of these verses? Pause now and pray for the people in other nations.

In light of this study, how should you pray and whom should you pray for?

³Answers: 1-E; 2-A; 3-D; 4-B; 5-C.

⁴Answers: 1-C; 2-A; 3-F; 4-B; 5-G; 6-D; 7-M; 8-E; 9-L; 10-H; 11-K; 12-I; 13-J.