

Steps to install DSC functionality in WBHS Portal

Sl. No.	Particulars	System where IFMS is accessed with DSC	System where IFMS is not accessed with DSC
1	Preferable browser for installation of DSC.	Google Chrome.	Google Chrome.
2	Uninstallation of Java.	Uninstall existing Java from Control Panel.	Not applicable.
3	Installation of DSC driver.	Not required	Required. In case of E-Pass DSC, driver is inbuilt in token. In case of E-Mudhra, driver is to be downloaded from the website of E-Mudhra.
4	Installation of DSC compatible software according to operating system (<u>32 bit or 64 bit</u>) of computer.	Download and install DSC Software available at DSC Registration tab available within login page of Head of Office and Delegated Approver or Download tab in home page of WBHS Portal.	Download and install DSC Software available at DSC Registration tab available within login page of Head of Office and Delegated Approver or Download tab in home page of WBHS Portal.
5	Requirement of restarting the computer.	Yes	Yes
6	Running " localhost:7654 " in Chrome browser.	On clicking enter tab after putting " localhost:7654 " in address bar, if "Welcome to Digital Signature Web Client 3.0" is shown on screen, DSC installation is successful.	On clicking enter tab after putting " localhost:7654 " in address bar, if "Welcome to Digital Signature Web Client 3.0" is shown on screen, DSC installation is successful.

Guidelines for DSC Functionality

(Applicable to Head of Office/Delegated Approver)

NEXT

Contents

DSC Registration

DSC Validation

Stamped Digital Signature

DSC Software Re-installation

PREVIOUS

NEXT

DSC Registration

[PREVIOUS](#)

[NEXT](#)



LOGOUT

LOGGED IN AS - SYED-ASIK

Head of Office / Approver Login



- Home
- Certificate Processing (Emp)
- Certificate Generation(Emp)
- Certificate Processing (Pen)
- Certificate Generation (Pen)
- User Dsc Registration

Click Here for First Time Dsc
Registration

User Details

Welcome -	Syed Ashiq
Designation -	ADMINISTRATIVE OFFICER
Mobile Number -	9038322423
Email ID-	pauldebpaul@hotmail.com
Role-	Approver(Certificate Generation)
Head Of Office Code-	1SH00001
DDO Code-	TESSDA001

PREVIOUS

NEXT



LOGGED IN AS - SYED-ASIK

LOGOUT

1. Click Here to Download DSC 32 Bit / 64 Bit Software as required

- Home
- Certificate Processing (Emp)
- Certificate Generation(Emp)
- Certificate Processing (Pen)
- Certificate Generation (Pen)
- User Dsc Registration

Download 32 bit Software for DSC [Click Here](#)

Download 64 bit Software for DSC [Click Here](#)

USER DSC REGISTRATION

[Click On DSC Registration To Authenticate Your Plugged in DSC]

[DSC Registration](#)

2. Click Here for DSC Registration

DSC INFORMATION DETAILS

Serial No :*

Public Key :*

Valid From :*

Valid To :*

Save

PREVIOUS

NEXT

Serial No	Public Key	Valid From	Valid To

- Home
- Certificate Processing (Emp)
- Certificate Generation(Emp)
- Certificate Processing (Pen)
- Certificate Generation (Pen)
- User Dsc Registration



[Download 32 bit Software for DSC](#) [Click Here](#)
[Download 64 bit Software for DSC](#) [Click Here](#)

USER DSC REGISTRATION

USB Token / Smartcard PIN code

Select a USB/SmartCard Device:

Card Holder	Manufacturer	Model	Slot
CRGCORPORA...	Aladdin Knowle...	eToken	2

Enter the PIN code to access your SmartCard:

OK Cancel

DSC Registration

Click Here for DSC Registration!!

Click Here for Select a USB/SmartCard Device

Save

Serial No	Public Key	Valid From	Valid To

PREVIOUS

NEXT

- Home
- Certificate Processing (Emp)
- Certificate Generation(Emp)
- Certificate Processing (Pen)
- Certificate Generation (Pen)
- User Dsc Registration



[Download 32 bit Software for DSC](#) [Click Here](#)
[Download 64 bit Software for DSC](#) [Click Here](#)

USER DSC REGISTRATION

USB Token / Smartcard PIN code

Select a USB/SmartCard Device:

Card Holder	Manufacturer	Model	Slot
CRGCORPORA...	Aladdin Knowle...	eToken	2

Enter the PIN code to access your SmartCard:

.....

OK Cancel

Save

DSC Registration

Click Here for DSC Registration!!

1. Enter the PIN Code to Access Your SmartCard
2. Click Here to Continue

Click Here To Cancel

Serial No	Public Key	Valid From	Valid To

PREVIOUS

NEXT

- Home
- Certificate Processing (Emp)
- Certificate Generation(Emp)
- Certificate Processing (Pen)
- Certificate Generation (Pen)
- User Dsc Registration



Download 32 bit Software for DSC [Click Here](#)
 Download 64 bit Software for DSC [Click Here](#)

USER DSC REGISTRATION

[Click On DSC Registration To Authenticate Your Plugged in DSC]

Certificate Confirmation x

? CN=TARAK MONDAL
 ValidFrom:02-01-2019 15:22:21
 ValidTo:01-01-2021 15:22:21
 Serial:f5f3fd
 Issuer:CN=e-Mudhra Sub CA for Class 2
 Organisation 2014,OU=Certifying
 Authority,O=eMudhra Consumer Services
 Limited,C=IN
 Certificate Usage:digitalSignature=true

Click Here for DSC Registration!!

Information Displaying Table

Click Here to Continue

Click Here to Cancel

Save

Serial No	Public Key	Valid From	Valid To

PREVIOUS

NEXT



[Download 32 bit Software for DSC](#) [Click Here](#)

[Download 64 bit Software for DSC](#) [Click Here](#)

USER DSC REGISTRATION

[Click On DSC Registration To Authenticate Your Plugged in DSC]

DSC Registration

DSC INFORMATION DETAILS

Serial No :* f5f3fd

Public Key :* MIIBIjANBgkqhkiG9w0BAQEFAAOC AQ8AMIIBCgKCAQEAwJ3RLGKAHUt

Valid From :* 02-01-2019 15:22:21

Valid To :* 01-01-2021 15:22:21

Information Displaying Table

Click Here To Save The DSC Information Details

Save

Serial No	Public Key	Valid From	Valid To

PREVIOUS

NEXT

- Home
- Certificate Processing (Emp)
- Certificate Generation(Emp)
- Certificate Processing (Pen)
- Certificate Generation (Pen)
- User Dsc Registration

Download 32 bit Software for DSC [Click Here](#)

Download 64 bit Software for DSC [Click Here](#)

USER DSC REGISTRATION

[Click On DSC Registration To Authenticate Your Plugged in DSC]

DSC Registration

 **Success !**

User DSC Registration successfully Updated!!

Message Window for User DSC Registration Successfully Updated

Click Here to Close The Window

Information Displaying Table

Save

Serial No	Public Key	Valid From	Valid To
f5f3fd	MIIBIjANBgkqhki....	02/01/2019	01/01/2021

PREVIOUS

NEXT

DSC Validation

[GO to INDEX](#)

[PREVIOUS](#)

[NEXT](#)

- Home
- User Administration
- Opreator Mapping (Emp)
- Claim Processing Hierarchy
- Inbox (Employee)
- Sanctioned Cases (Employee)
- Update Head Of Account (Emp)
- Operator Mapping (Pen)
- Inbox (Pensioner)
- Sanctioned Cases (Pensioner)
- Cancel Order(Employee)
- Cancel Order (Pensioner)
- User Dsc Registration
- Certificate Processing (Emp)
- Certificate Generation(Emp)
- Certificate Processing (Pen)
- Certificate Generation (Pen)
- Approve Basic Salary
- Approve Basic Pension



Do you want to Use DSC? Yes No

Select any Option Yes/No to Continue

Click Here to Certificate Processing (Emp/Pen)

- Home
- User Administration
- Opreator Mapping (Emp)
- Claim Processing Hierarchy
- Inbox (Employee)
- Sanctioned Cases (Employee)
- Update Head Of Account (Emp)
- Operator Mapping (Pen)
- Inbox (Pensioner)
- Sanctioned Cases (Pensioner)
- Cancel Order(Employee)
- Cancel Order (Pensioner)
- User Dsc Registration
- Certificate Processing (Emp)
- Certificate Generation(Emp)
- Certificate Processing (Pen)
- Certificate Generation (Pen)



Do you want to Use DSC?

Yes No



Processing... Please Wait.

USB Token / Smartcard PIN code

Select a USB/SmartCard Device:

Card Holder	Manufacturer	Model	Slot
CRGCORPORA...	Aladdin Knowle...	eToken	2

Enter the PIN code to access your SmartCard:

OK Cancel

1. Click Here for Select a USB/SmartCard Device

2. Enter the PIN Code to Access Your SmartCard

3. Click Here to Continue

Click Here to Cancel

PREVIOUS

NEXT

- Home
- User Administration
- Operator Mapping (Emp)
- Claim Processing Hierarchy
- Inbox (Employee)
- Sanctioned Cases (Employee)
- Update Head Of Account (Emp)
- Operator Mapping (Pen)
- Inbox (Pensioner)
- Sanctioned Cases (Pensioner)
- Cancel Order(Employee)
- Cancel Order (Pensioner)
- User Dsc Registration
- Certificate Processing (Emp)
- Certificate Generation(Emp)
- Certificate Processing (Pen)
- Certificate Generation (Pen)



Do you want to Use DSC?

Yes No

DSC Vaidate

Click Here for DSC Valida

Click Here for DSC Validation

PREVIOUS

NEXT



LOGOUT

LOGGED IN AS - 1SH00001

- Home
- User Administration
- Operator Mapping (Emp)
- Claim Processing Hierarchy
- Inbox (Employee)
- Sanctioned Cases (Employee)
- Update Head Of Account (Emp)
- Operator Mapping (Pen)
- Inbox (Pensioner)
- Sanctioned Cases (Pensioner)
- Cancel Order (Employee)
- Cancel Order (Pensioner)
- User Dsc Registration
- Certificate Processing (Emp)
- Certificate Generation (Emp)
- Certificate Processing (Pen)
- Certificate Generation (Pen)



Do you want to Use DSC? Yes No

DSC Vaidate

[Click Here for DSC Valida](#)

Success !

DSC Validation successfull.

Message Window for DSC Validation Successfully Done

Click Here to Close The Window

[PREVIOUS](#)

[NEXT](#)

- Claim Processing Hierarchy
- Inbox (Employee)
- Sanctioned Cases (Employee)
- Update Head Of Account (Emp)
- Operator Mapping (Pen)
- Inbox (Pensioner)
- Sanctioned Cases (Pensioner)
- Cancel Order(Employee)
- Cancel Order (Pensioner)
- User Dsc Registration
- Certificate Processing (Emp)
- Certificate Generation(Emp)
- Certificate Processing (Pen)
- Certificate Generation (Pen)

Personal Details	Last Office Details	Family Details	PSA/Head of Office Details
Application Id:	WB/PEN/01/000138969		
PPO No. :	2222222222		
Pensioner Type:	<input checked="" type="radio"/> PENSIONER <input type="radio"/> FAMILY(Die-In-Harness) <input type="radio"/> FAMILY(Death After Retirement)		
Ex-Government Employee Name :	Tarak Mondal		
Ex-Government Employee Date of Birth :	01/01/1980		
Ex-Government Employee Date of Retirement :	31/12/2039		
Ex-Government Employee Sex :	MALE ▼		
Pensioner Address :	hggd		
Mobile Number:	943298499		
Email Id:	monXXXXXX6@redif.com		
Residence Phone Number:			
Identity Proof No.(Voter card/PAN Card):	qqqqqqqqqq		
Enrolemnet Date:	01/01/2015		
Ex-Government Last Office District:	KOLKATA ▼		
Ex-Government Employee Last Office Address :	bldo		
Ex-Government Employee Cadre Type:	GROUP A ▼		
Ex-Government Employee Designation:	ACCOUNTS OFFICER ▼		
Ex-Government Employee Last Pay:	60000		
Pensioner Basic Pension:	30000		
Select District Where DDO Is Located:	KOLKATA ▼		
Select Treasury :	PAY AND ACCOUNTS OFFICE ▼		
Select Last office Drawing & Disbursing Office Code :	TESSDA001 ▼		

Click Here for Send Back to Approver

Previous Note:

ok

Enter Note:

Enter Note

PREVIOUS NEXT

Click Here to Approve

Click Here to Exit

Approve Send Back To Approver Exit

Stamping of Digital Signature

[GO to INDEX](#)

[PREVIOUS](#)

[NEXT](#)



LOGOUT

LOGGED IN AS - 1SH00001

- Home
- User Administration
- Operator Mapping (Emp)
- Claim Processing Hierarchy
- Inbox (Employee)
- Sanctioned Cases (Employee)
- Update Head Of Account (Emp)
- Operator Mapping (Pen)
- Inbox (Pensioner)
- Sanctioned Cases (Pensioner)
- Cancel Order (Employee)
- Cancel Order (Pensioner)
- User Dsc Registration
- Certificate Processing (Emp)
- Certificate Generation (Emp)
- Certificate Processing (Pen)
- Certificate Generation (Pen)

USB Token / Smartcard PIN code

Select a USB/SmartCard Device:

Card Holder	Manufacturer	Model	Slot
CRGCORPORA...	Aladdin Knowle...	eToken	2

Enter the PIN code to access your SmartCard:

.....

OK Cancel

1. Click Here for Select a USB/SmartCard Device
2. Enter the PIN Code to Access Your SmartCard
3. Click Here to Continue

Pensioners

STAMP DIGITAL SIGNATURE

Click Here to Cancel

PREVIOUS

NEXT



LOGGED IN AS - SYED-ASIK

LOGOUT

- Home
- Certificate Processing (Emp)
- Certificate Generation(Emp)
- Certificate Processing (Pen)
- Certificate Generation (Pen)
- User Dsc Registration
- Update / Approve Basic Salary
- Update / Approve Basic Pension



List of Online Applications for Employees

Application is Successfully Approved, Please Click on 'Stamp Digital Signature'

Stamp Digital Signature

Click Here to Stamp Digital Signature

PREVIOUS

NEXT

- Home
- User Administration
- Operator Mapping (Emp)
- Claim Processing Hierarchy
- Inbox (Employee)
- Sanctioned Cases (Employee)
- Update Head Of Account (Emp)
- Operator Mapping (Pen)
- Inbox (Pensioner)
- Sanctioned Cases (Pensioner)
- Cancel Order(Employee)
- Cancel Order (Pensioner)
- User Dsc Registration
- Certificate Processing (Emp)
- Certificate Generation(Emp)
- Certificate Processing (Pen)
- Certificate Generation (Pen)



List of Online Applications for Pensioners

Application is Successfully Approved, PLEASE CLICK ON STAMP DIGITAL SIGNATURE

Stamp Digital Signature

 **Success !**

Certificate for Pensioner Digitally Signed successfully

OK

Click Here to Close The Window

Message Window for DSC Validation Successfully Done

[PREVIOUS](#)

[NEXT](#)

DSC Software Re-installation

[GO to INDEX](#)

[PREVIOUS](#)

[NEXT](#)

All Apps Documents Web More

Best match

- Control Panel**
App

Apps

- Settings
- Intel(R) HD Graphics Control Panel
- Manage Help Settings
- Microsoft Office 2007 Language Settings
- Run
- Windows Administrative Tools

Search the web

- contr - See web results

Settings (6+)

- Uninstall a program
- Advanced sharing settings
- Programs and Features
- System
- Windows Administrative Tools
- Turn Windows features on or off
- Devices and Printers
- Sound

Gmail Images

Control Panel App

Open

Recent

Uninstall a program

Advanced sharing settings

Programs and Features

System

Windows Administrative Tools

Turn Windows features on or off

Devices and Printers

Sound

PREVIOUS NEXT

Privacy Terms Settings

Step 1: Type Here "Control Panel"

Step 2: Click on Control Panel App

Adjust your computer's settings

View by: Category ▾

**System and Security**

Review your computer's status
Save backup copies of your files with File History
Backup and Restore (Windows 7)

**Network and Internet**

View network status and tasks

**Hardware and Sound**

View devices and printers
Add a device
Adjust commonly used mobility settings

**Programs**

[Uninstall a program](#)

**User Accounts**

Change account type

**Appearance and Personalization****Clock and Region**

Change date, time, or number formats

**Ease of Access**

Let Windows suggest settings
Optimize visual display

Step 3: Click Here to Uninstall a program

[PREVIOUS](#)[NEXT](#)

Control Panel Home

View installed updates

Turn Windows features on or off

Uninstall or change a program

To uninstall a program, select it from the list and then click Uninstall, Change, or Repair.

Organize Uninstall

Name	Publisher	Installed On	Size	Version
Dell WLAN and Bluetooth Client Installation	Dell Inc.	13-11-2020		10.0
Java(TM) 6 Update 20 (64-bit)	Sun Microsystems, Inc.	13-11-2020	90.5 MB	6.0.200
Google Chrome		13-11-2020	61.2 MB	93.0.4577.63
Microsoft Visual C++ 2005 Redistributable (x64)	Microsoft Corporation	13-11-2020	6.83 MB	8.0.61000
Microsoft Help Viewer 1.1	Microsoft Corporation	14-11-2020	3.97 MB	1.1.40219
Microsoft SQL Server 2012 (64-bit)	Microsoft Corporation	14-11-2020		
WinRAR 5.40 (64-bit)	win.rar GmbH	14-11-2020		5.40.0
Adobe Flash Player 11 Plugin	Adobe Systems Incorporated	14-11-2020	6.00 MB	11.8.800.168
BanglaWord v1.9.0		14-11-2020		
Intel® Graphics Driver	Intel Corporation	14-11-2020	74.2 MB	20.19.15.4531
Microsoft Visual Studio 2010 Shell (Integrated) - ENU	Microsoft Corporation	14-11-2020	512 MB	10.0.40219
Microsoft SQL Server 2014 Transact-SQL ScriptDom	Microsoft Corporation	14-11-2020	6.17 MB	12.0.2000.8
Microsoft System CLR Types for SQL Server 2014	Microsoft Corporation	14-11-2020	5.63 MB	12.0.2402.29
Microsoft SQL Server 2016 Management Objects	Microsoft Corporation	14-11-2020	25.1 MB	13.0.1601.5
IIS 10.0 Express	Microsoft Corporation	14-11-2020	37.2 MB	10.0.1736
Microsoft Visual Studio Tools for Applications x86 Ru...	Microsoft Corporation	14-11-2020	939 KB	10.0.40220
Microsoft Visual C++ 2010 x64 Redistributable - 10.0....	Microsoft Corporation	14-11-2020	13.8 MB	10.0.40219
Microsoft SQL Server 2014 Management Objects (x64)	Microsoft Corporation	14-11-2020	17.4 MB	12.0.2000.8
Microsoft SQL Server 2016 Management Objects (x64)	Microsoft Corporation	14-11-2020	17.0 MB	13.0.1601.5
Prerequisites for SSDT	Microsoft Corporation	14-11-2020	6.94 MB	12.0.2000.8
Microsoft SQL Server 2014 Management Objects	Microsoft Corporation	14-11-2020	24.7 MB	12.0.2000.8
Microsoft .NET Framework 4.6.1 SDK	Microsoft Corporation	14-11-2020	20.0 MB	4.6.01055
Microsoft SQL Server 2014 T-SQL Language Service	Microsoft Corporation	14-11-2020	6.65 MB	12.0.2000.8
Microsoft SQL Server 2012 RS Add-in for SharePoint	Microsoft Corporation	14-11-2020	161 MB	11.0.2100.60

Step 5: Click Here to Uninstall the selected Program**Step 4: Click Here to Select the Program for Uninstall****Note: After Uninstall the program successfully Please Log in as Head of Office (HoO)**

PREVIOUS

NEXT



Sun Microsystems, Inc. Product version: 6.0.200

Help link: <http://java.com>Support link: <http://java.com>Update information: <http://java.sun.com>

Size: 90.5 MB

WEST BENGAL HEALTH SCHEME PORTAL

FOR GOVERNMENT EMPLOYEES & PENSIONERS & BENEFICIARIES OF GIA COLLEGES & UNIVERSITIES OF WEST BENGAL



LOGGED IN AS - 1SH00001 (Head of Office)

Step 6: Head of Office (HoO) Login

Idle Session Timer: 2697 seconds.

LOGOUT

- Home
- User Administration
- Update Head Of Office Details
- Certificate Generation
- Generation Of Sanction Order
- Certificate Processing
- Claim Processing
- Dsc Registration
- Cancel Sanction Order
- Create Mapping Of Beneficiary
- Update Mapping Of Beneficiary
- Head Of Account (Emp)
- Transfer Of Enrolled Beneficiary



Download 32 bit Software for DSC [Click Here](#)
Download 64 bit Software for DSC [Click Here](#)

Step 7: Click Here to Download the DSC software as Required

USER DSC REGISTRATION

[Click On DSC Registration To Authenticate Your Plugged in DSC]

DSC Registration

[Download User Manual](#)

DSC INFORMATION DETAILS

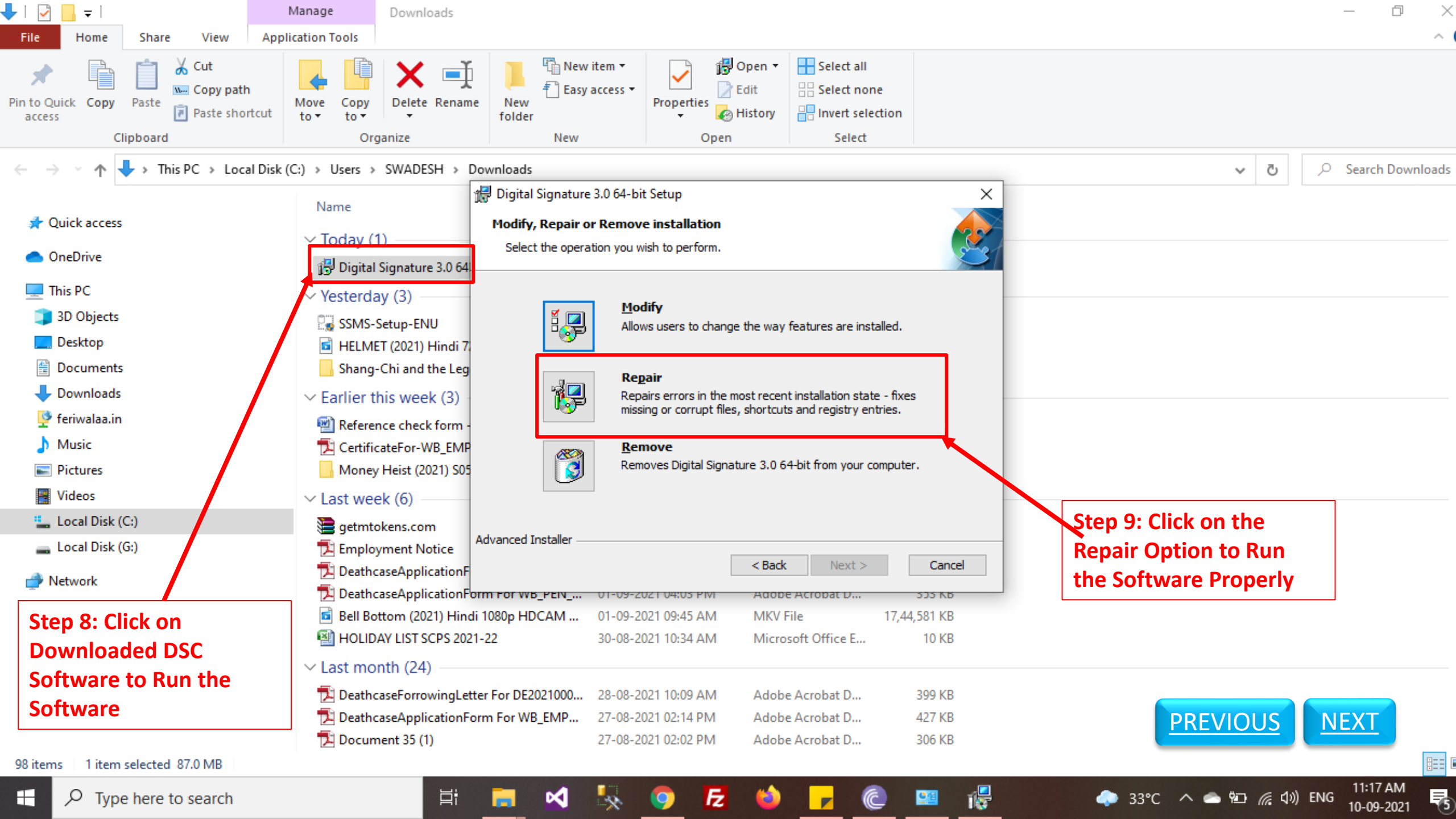
Serial No :*

Public Key :*

Valid From :*

PREVIOUS

NEXT



Step 8: Click on Downloaded DSC Software to Run the Software

Step 9: Click on the Repair Option to Run the Software Properly

[PREVIOUS](#) [NEXT](#)

WEST BENGAL HEALTH SCHEME PORTAL



LOGGED IN AS - 1SH00001 (Head of Office)

- Home
- User Administration
- Update Head Of Office Details
- Certificate Generation
- Generation Of Sanction Order
- Certificate Processing
- Claim Processing
- Dsc Registration
- Cancel Sanction Order
- Create Mapping Of Beneficiary
- Update Mapping Of Beneficiary
- Head Of Account (Emp)
- Transfer Of Enrolled Beneficiary

Java Setup - Welcome

Welcome to Java - Updated License Terms

The terms under which this version of the software is licensed have changed.
[Updated License Agreement](#)

This version of the Java Runtime is licensed only for your personal (non-commercial) desktop and laptop use.

Commercial use of this software requires a separate license from Oracle or from your software vendor. Click Install to accept the license agreement and install Java now or click Remove to uninstall it from your system.

No personal information is gathered as part of our install process. [Details on the information we collect](#)

Change destination folder

Install **Remove**

Step 10: Click Here to Run the Software Properly

DSC INFORMATION DETAILS

Serial No :*

Public Key :*

Valid From :*

PREVIOUS **NEXT**

1871 seconds. **LOGOUT**

DSC Registration

[Download User Manual](#)

Downloads

Search downloads

Digital Signature 3.0 64-bit Setup

Java Setup - Progress

Java™ ORACLE

Status: Installing Java

3 Billion Devices Run Java

ATMs, Smartcards, POS Terminals, Blu-ray Players, PCs, Set Top Boxes, Servers, Switches, Routers, S... Automot... Lottery Systems, Access Control Systems, Building Controls, Program... Modules...

Java™ #1 Development Platform ORACLE™

Step 11: Please Wait Until the Work Done Which is Showing by the Progress Bar

September 7, 2021

Reference check form - Kantar.docx

<https://mail-attachment.googleusercontent.com/attachment/u/0/?ui=2&ik=9c9b400...>

Show in folder

PREVIOUS NEXT

Downloads

Search downloads

Today

Repairing Digital Signature 3.0 64-bit

Warning 4154. Java Platform SE 8 U221 prerequisite was not correctly installed. Continue installation of Digital Signature 3.0 64-bit?

Yes No

Advanced Installer

< Back Next > Cancel

Step 12: Click Here

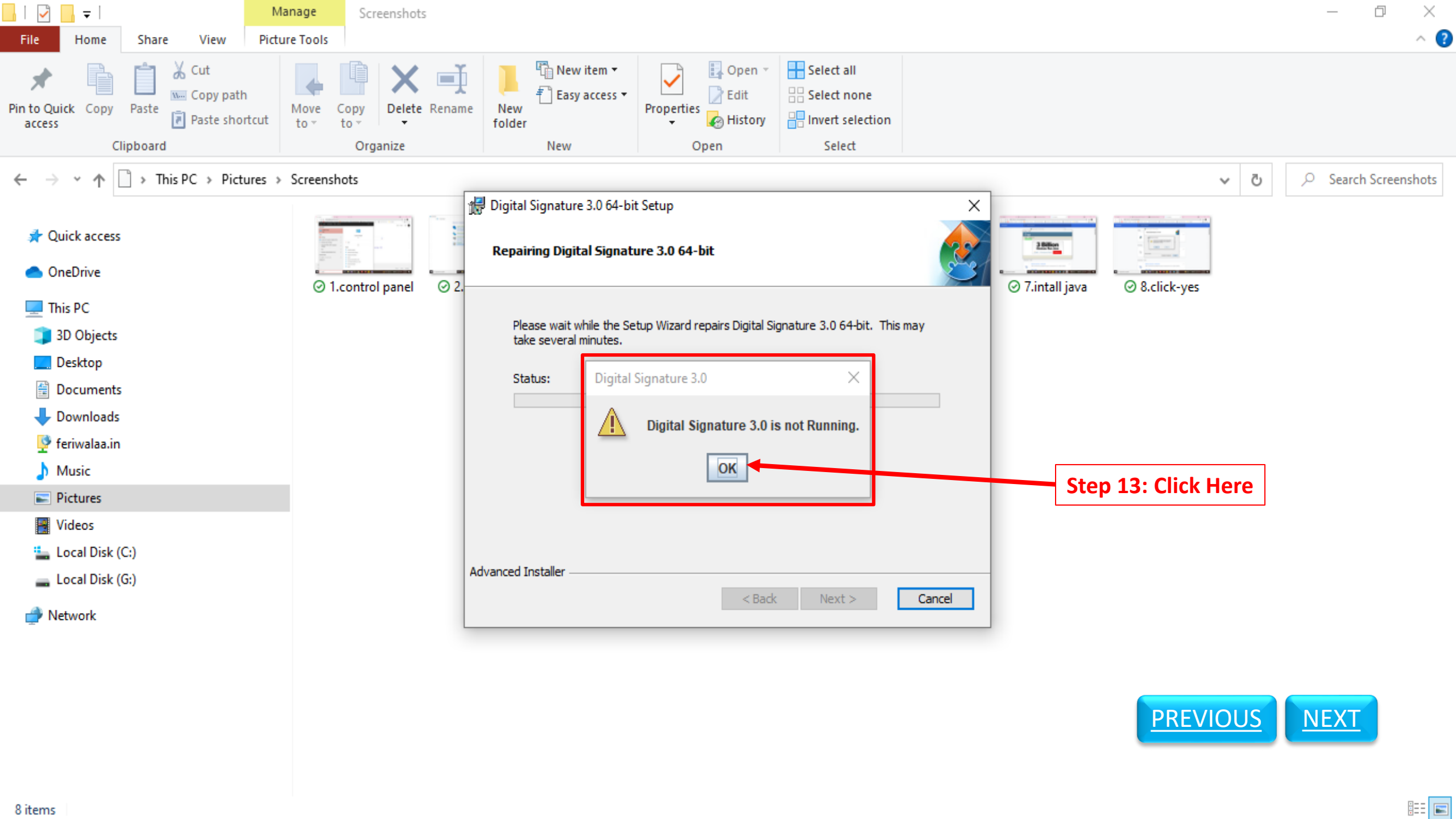


September 7, 2021

Reference check form - Kantar.docx

https://mail-attachment.googleusercontent.com/attachment/u/0/?ui=2&ik=9c9b400...

Show in folder



Digital Signature 3.0 64-bit Setup

Repairing Digital Signature 3.0 64-bit

Please wait while the Setup Wizard repairs Digital Signature 3.0 64-bit. This may take several minutes.

Status: Digital Signature 3.0

Digital Signature 3.0 is not Running.

OK

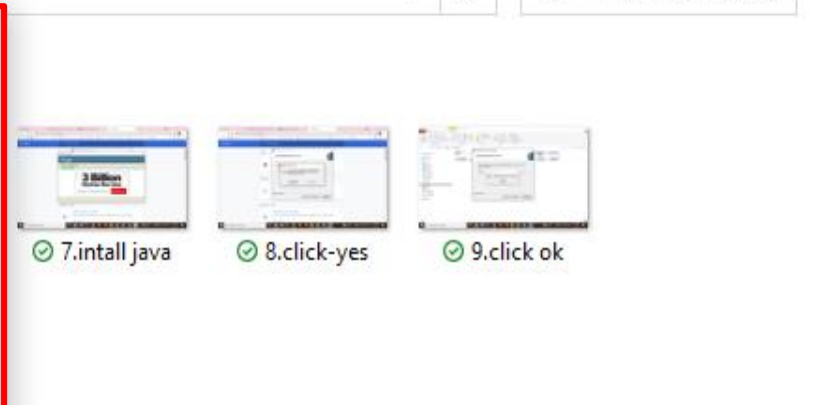
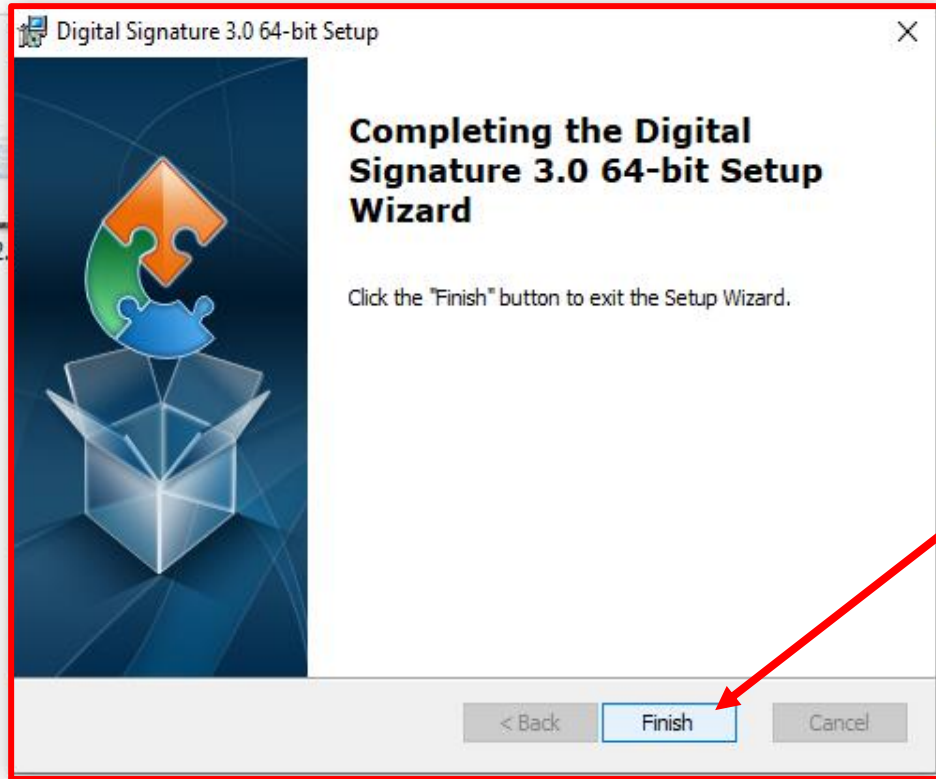
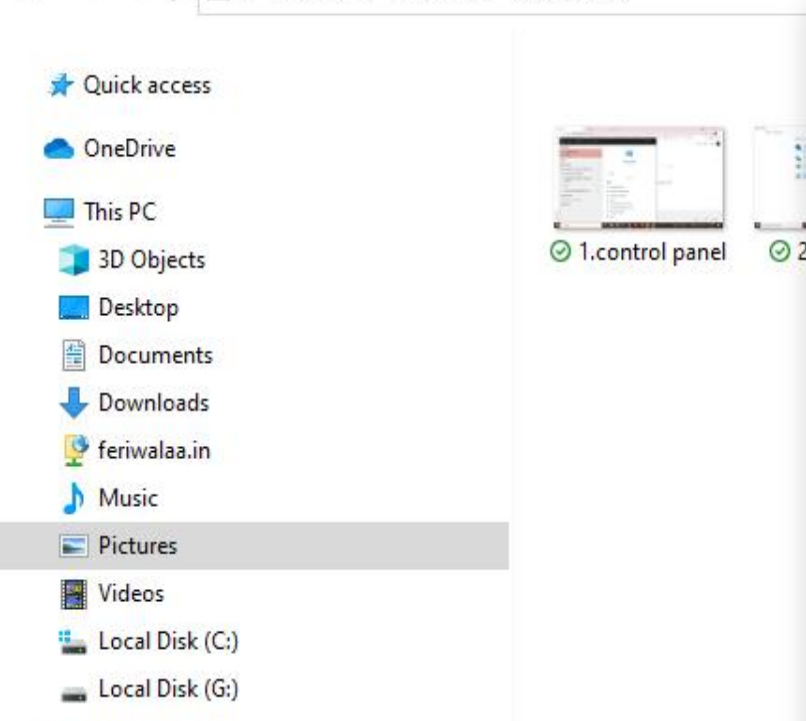
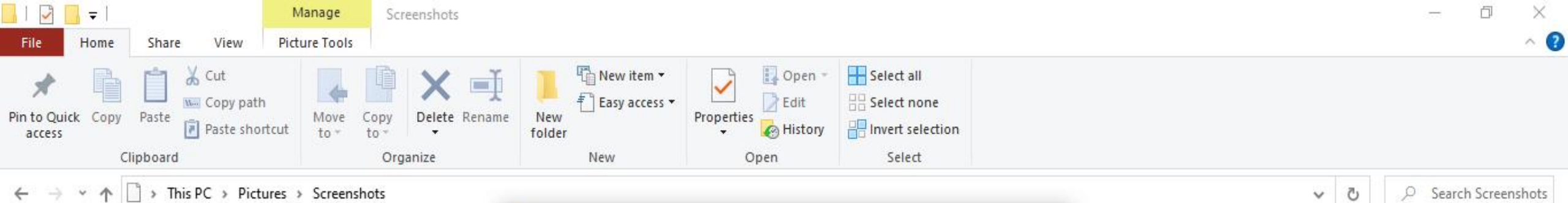
Advanced Installer

< Back Next > Cancel

Step 13: Click Here

[PREVIOUS](#)

[NEXT](#)



Step 14: Click Here to Finish the Work

Note: After Finish the Work (Step 14) Please Reboot the Machine Again



END

[GO to INDEX](#)

[HOME](#)

[PREVIOUS](#)