



Stock Interior Wood Doors



Quality... Selection... Craftsmanship

Introduction

A woodworker in a plaid shirt is carving a wooden sign. The sign features the word 'BROSCCO' in large, raised, serif letters. Below it, in smaller, raised letters, is 'SINCE 1890'. The woodworker is using a chisel to shape the wood. Wood shavings are scattered on the workbench in the foreground. The background is a workshop setting with various tools and wood pieces.

Since 1890, the BROSCCO name has represented our commitment to quality, value and service. We believe in providing low-maintenance, environmentally friendly, energy-efficient millwork products with our northeast regional architectural preferences.

BROSCCO's vast assortment of quality Interior Wood Doors showcased in this catalog will guide you in choosing the door that will best fit your home's décor. With a wide range of styles and designs offered in White Pine, Fir, Knotty Alder and Oak as well as Primed doors all IN STOCK and ready for delivery, you can count on BROSCCO to deliver a quality door unit to you quickly. If you cannot find what you're looking for in our stock door offerings, don't worry; we have the ability to provide you with factory custom door design options tailored to your specific needs!

Contact your local BROSCCO dealer for assistance in planning your next project!

Table of Contents



Pine Doors

Panel	4
Shaker	4
Louver	4
Café.....	4
French	5
Bifold	5

Fir Doors

Panel	6
Chalkboard	6
French	6-7
Sash.....	7
Bifold	7

Oak Doors

Panel	8
French	8
Bifold	8

Knotty Alder Doors

Panel	8
-------------	---

Primed Doors

Panel	9
French	9
Louver	9

Transoms.....	10
---------------	----

Hardware	10
----------------	----

Set-Up Units	11
--------------------	----

Prefinishing Information.....	11
-------------------------------	----

Custom Capabilities.....	12
--------------------------	----

Care & Finishing	13
------------------------	----

Quick List.....	14
-----------------	----

Available Door Sizes	15
----------------------------	----



6-Panel
B-108

Pine Panel Doors

Raised Panel - Ovolo Sticking



WP-1073
6'-8"



WP-1045
6'-8"



WP-1053
6'-0", 6'-6", 6'-8"



WP-1051
6'-0", 6'-4", 6'-6",
6'-8", 7'-0"



Those who have a definite preference for the look and feel of pine can find the answer in Lemieux's range of doors! Traditional and timeless; they're designed to fit seamlessly into any décor. Made expressly for interior use, these versatile doors are available with panels, louvers or bifolds.

Pine Panel Doors

Raised Panel - Ovolo Sticking



WP-1088
6'-8"



B-108
Double Hip
6'-8"

Pine Shaker Door

Flat Panel - Shaker Sticking



WP-1044
Flat Panel - Shaker Sticking
6'-8"

Pine Louver Doors

1-1/4" Louver Slats



WP-730
Open Louver
6'-0", 6'-6", 6'-8"



WP-732
Open Louver/Panel
6'-6", 6'-8"



Plantation Louver 2-1/4" Slats



B-730-P
Open Louver
6'-8"



B-732-P
Open Louver/Panel
6'-8"

Pine Café Doors



Complete with Hardware

WP-508
2'-6", 2'-8", 3'-0"

WP-509
2'-6", 2'-8", 3'-0"

Pine French Doors

Single-Pane Tempered Glass



WP-3901
6'-8"



WP-1510
6'-6", 6'-8", 7'-0"



WP-1515
6'-6", 6'-8", 7'-0"



WP-1510-B
Beveled Glass
6'-8"



WP-1515-B
Beveled Glass
6'-8"



WP-3901-F
Obscure Frit Glass
6'-8"



WP-1510-F
Obscure Frit Glass
6'-8"



WP-1515-F
Obscure Frit Glass
6'-8"



B-1510
6'-8"



B-1515
6'-8"

Pine Bifold Doors

1-1/4" Louver Slats

Plantation Louver 2-1/4" Slats



WP-2FD-1053
WP-4FD-1053†



WP-2FD-1051
WP-4FD-1051†



WP-2FD-732*
WP-4FD-732†



WP-2FD-730*
WP-4FD-730†



B-2FD-108*
B-4FD-108†



B-2FD-732-P
B-4FD-732-P†

2FD = 2 Door

4FD = 4 Door

† 4 Door consists of two 2 Door packages

* Also available in 1"



Fir Panel Doors

Flat Panel - Ovolo Sticking



F-20
6'-8"



F-82
6'-8"



F-30
6'-8"

Raised Panel - Double Hip - Ovolo Sticking



F-44
6'-8"



F-55
6'-8"



F-66
6'-8"

Simpson®

As life goes through your home, you need the right doors to be part of it. Simpson's fir interior panel and bifold doors are created with the same level of care and craftsmanship that goes into every other Simpson door. The inside of your home has to feel just right and we'll help you create that special atmosphere.

Fir Chalkboard Door

Fir French Doors

Single-Pane Tempered Glass



F-1182
6'-8"



F-1505
6'-8"



F-1310
6'-8"



F-1315
6'-8"



F-1510 (1³/₄")
6'-8", 7'-0"



F-1515 (1³/₄")
6'-8", 7'-0"

Fir French Doors

Single-Pane Tempered Glass



F-1580
6'-8"



F-1309
6'-8"



F-1309
6'-8"



F-1590
6'-8"



F-1592
6'-8"

Obscure Ceramic Frit Glass

Fir Sash Doors

Single-Pane Tempered Glass



F-117
6'-0", 6'-8"



F-318H
6'-8"



F-944
6'-8"

Fir Bifold Doors



F-2FD-66



F-4FD-66 †

2FD = 2 Door 4FD = 4 Door

† 4 Door consists of two 2 Door packages



Pantry
F-1590

Simpson Oak Interior Doors - 1³/₈"



Oak Panel Door

Raised Panel - Double Hip
Ovolo Sticking



OA-66
6'-8"

Oak French Doors

Single-Pane
Tempered Glass



OA-1510
6'-8"



OA-1515
6'-8"

Oak Bifold Doors



OA-2FD-66
6'-8"

2FD = 2 Door



OA-4FD-66 †
6'-8"

4FD = 4 Door

† 4 Door consists of two 2 Door packages

Simpson®

Homeowners have long appreciated the striking, open grain of oak, as well as the rugged durability of the species. Our oak doors project an image of timeless appeal and enduring strength.

Simpson Knotty Alder Interior Doors - 1³/₈"

Panel Doors

Raised Panel - Ovolo Sticking

Knotty Alder has the strength of maple and the personality of pine. Alder is light brown in color with yellow and peach hues. A stain finish can further highlight the beautiful grain. The open, solid knots give Knotty Alder a more informal presence.



KA-82
6'-8"



KA-465
6'-8"





Primed Panel Doors

1/2" Flat Panel



PR-C11 (B-20-P)
(1³/₈" or 1³/₄")
Ovolo Sticking
6'-8", 7'-0"



PR-C11-S (C-11S-P)
(1³/₈" or 1³/₄")
Square "Shaker" Sticking
6'-8", 7'-0"



PR-C22 (B-82-P)
(1³/₈" or 1³/₄")
Ovolo Sticking
6'-8", 7'-0"

Primed French Doors

Single-Pane Tempered Glass



PR-1501 (B-1501-P)
(1³/₈")
Clear Glass
6'-8"



PR-1501-F (B-1501-PF)
(1³/₄")
Obscure Frit Glass
6'-8", 7'-0"



PR-1510 (B-1510-P)
(1³/₈")
6'-8", 7'-0"



PR-1515 (B-1515-P)
(1³/₈")
6'-8", 7'-0"

Primed Panel Doors

1/2" Flat Panel



PR-C22-S (C-22S-P)
(1³/₈" or 1³/₄")
Square "Shaker" Sticking
6'-8"



PR-C55 (B-55-P)
(1³/₈")
Ovolo Sticking
6'-8"

Primed Louver Doors

1-1/4" Louver Slats



PR-730 (B-730-P)
(1³/₈")
Open Louver
6'-8"

JELD-WEN
WINDOWS & DOORS

Plantation Louver
2-1/4" Slats



PR-730-P
(1³/₈")
Open Louver
6'-8"



PR-732-P
(1³/₈")
Open Louver
6'-8"



PR-730-P*
(1³/₈")
Open Louver
6'-8"

* 1" standard
Bifold available

Primed Plantation Louver Bifolds

Interior Transom Sash


- Single-Pane Tempered Glass
- Authentic Divided Light
- Transom is unprimed Fir or White Pine
- All Transoms 12" high x 1³/₈" thick

Simpson[®]


**LEMIEUX
DOORS**



3-Light (shown in pine)



4-Light (shown in pine)



5-Light (shown in pine)

Transom Sash Dimension	Lights	Simpson Fir	Lemieux White Pine
2'-6" for Single Door	3	F-4713	WP-31
2'-8" for Single Door	3	F-4713	WP-31
3'-0" for Single Door	3	F-4713	WP-31
4'-0 ⁹ / ₁₆ " for Double Door	4	F-4714	WP-41
5'-0 ⁹ / ₁₆ " for Double Door	5	F-4715	WP-51
6'-0 ⁹ / ₁₆ " for Double Door	5	F-4715	WP-61

Hardware

BROSCO offers an impressive selection of hardware options.

- ◆ Hinges with a wide variety of finishes and functions - Ball-Bearing, Spring, Finials.
Antique Brass, Oil-Rubbed Bronze, Satin Brass, Satin Chrome, Satin Nickel & Antique Nickel.
- ◆ Ball Catches, Magnetic Catches, Flush Bolts.



Homeowners appreciate how the durable sub-assembly and all brass cylinders render years of smooth and secure operation. The Yale Lifetime Limited Warranty insures continued peace-of-mind for as long as you own a Yale lockset. Push button locking adds convenience while concealed screws provide everlasting appeal to each design.

Knobs



Dartmouth™



Cambridge™

Levers



McClure™



Norwood™

7 different finishes in stock!



Polished Brass



Antique Brass



Satin Nickel



Antique Nickel



Textured Black



Gun Metal



Oil-Rubbed Bronze Permanent

Not all designs are available in every finish – Please Inquire for availability

BROSCO offers the widest selection of optional jambs and casing in the industry. Primed, Clear Pine, Oak & Fir Set-Up Units are among our common stock species. We take pride in our quality craftsmanship and superior service.

Features of a BROSCO Basic Set-up Door Unit:

- Door: 1³/₈" Interior Door - completely machined
3¹/₂" x 3¹/₂" Hinges - Bright Brasstone
1¹/₂" pair on single door, 3 pair on double door
- Frame: Clear Pine Split Jamb - 4³/₈" to 4⁷/₈" wall (drywall)
or Clear Pine Veneered Flat Board Jamb with Bullnose or Colonial Stop applied - 4⁹/₁₆" wall
- Casing: Clear Pine 8710 or 8730 - 2¹/₂" (2 sides)
- Lockset Preparation: 2¹/₈" Facebore, 2³/₈" Backset, 1" x 2¹/₄" Edge prep.

How-to-Order

Specify the following when ordering:

1. Door design number, quantity and size.
2. Determine swing (see below).
- 2a. Type of astragal - if any (double door)
3. Type of jamb, specie and wall thickness.
4. Type of casing and 1 or 2 sides, applied/K.D.
5. Hardware options.
6. Specify louver slant - room or closet (if applicable)
7. Select Craftsman Prefinishing option.

Interior Doors 1³/₄" Thick are also available

BROSCO Pre-Assembled Casing



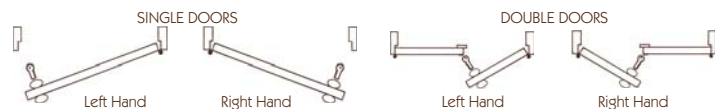
BROSCO Interior Casing is offered in a wide variety of profiles, species and sizes.

- Split Jamb Units - Casing applied to both sides.
- Flat Board or Solid Rabbeted Jamb Units - Casing is Pre-Assembled for easy shipping.
- Casing sets available.
- Mitered joints are "Back-Stitched" with metal fasteners.
- Glued miters are available as an option.
- Mitered, knocked-down casing sets available.

Save time by having your sets of casing Built By BROSCO!

HANDING

When the door opens to you and the knob is on the left hand side, it is a LEFT HAND DOOR. When the knob is on the right, it is a RIGHT HAND DOOR.



BROSCO Craftsman Prefinishing



BROSCO is pleased to offer a high-quality Paint or Stain Finish for your Interior Stile & Rail Doors.

All interior doors from BROSCO can be Prefinished in the color of your choice!

Save time by having a professionally finished door delivered and ready for installation; completing the project easily and cleanly.

Whether your project is a custom home, commercial, office space or large scale residential,

BROSCO Craftsman Prefinishing 7-step process will assure quality results with a durable high-end finish.

Stain

Choose from five different stain colors:



Mahogany



Cherry



Golden Oak




Espresso




Walnut

Paint

Choose from six standard paint colors or choose your own custom color:




Ultra White




Cirrus White



Mill Ivory



Gypsum



Cool Blue



Balsam

Choose Your Color - Professional Results Guaranteed!

Due to printing limitations, stain and paint colors shown are for representation only.

Order, Install & Enjoy!

Make your vision come to life!

Didn't find what you are looking for? Let us help.

BROSCO is pleased to offer Stile & Rail Interior Doors crafted by two of the industry's leading door manufacturers. Along with providing us with our extensive stock offering, Lemieux and Simpson have proven to be superior Custom Door Suppliers.

A limitless selection of wood species and glass designs along with profiles and shapes to meet your needs, BROSCO is capable of providing you with a door design built especially for you.



From panels created with personalized designs, to custom-sized doors and Lemieux's exclusive selection of glazing - when it comes to tailored requests, it's clear that the possibilities are endless. Lemieux will process your custom door order quickly and efficiently, delivering a new door that's a true reflection of you, which will give your home the perfect final touch that you're looking for.



The process of creating a unique, signature door is smooth and simple. It all begins with a few key selections you determine are best for your needs. Then, using the design, materials and dimensions that you specify, Simpson can create your masterpiece. Whether they construct your door with engineered components or solid lumber, Simpson will incorporate both technology and beauty into your individual design.



Please read these recommendations for maximum service and satisfaction. Failure to comply with these guidelines will affect your warranty.

STORAGE AND HANDLING

- ◆ Doors should always be stored flat and in a clean, dry, well-ventilated building.
- ◆ Always handle doors with clean hands or while wearing clean gloves.
- ◆ Do not deliver doors to the jobsite until concrete floors, foundations, and plaster walls are thoroughly dry.
- ◆ Doors should not be exposed to excessive moisture, heat, dryness, or direct sunlight.
- ◆ If the doors are to be stored on the job site for more than 5 days, the entire door, including top and bottom edges, should be sealed with a resin or pigmented base sealer.

INSTALLATION

- ◆ Doors should be conditioned to average prevailing relative humidity of the locality before fitting. (Approx. 3 weeks).
- ◆ Do not cut doors down in size more than 1/2" in width (1/4" each side) or 2" in height (1/2" from top of door, or up to 1 1/2" from bottom of door). On Fir or Oak doors trim up to 2" from the bottom of the door.
- ◆ Allow 1/8" clearance between door and frame at the top and sides of the unit.
- ◆ Be sure that jambs and stops are set perfectly square and plumb. Shim and fasten every 2 feet.
- ◆ Use three (3) hinges on doors 7' or less in height, or 3' in width or less, and four (4) hinges on doors over 7' in height or over 3' in width. Hinges must be set in a straight line to prevent distortion.
- ◆ Panels of stile and rail wood doors are designed to "float" so that during climate changes the panels can move without stressing. Before finishing please be sure the panels are aligned with the stiles and rails. Gently correct the alignment by moving the panel with a soft wood block and rubber mallet. Panels that have shifted and must be realigned are not considered manufacturer's defects.
- ◆ Special preparation is required with mortise locks in order to maintain the structural integrity of the door. Mortise lock and prep packages are available or contact for special instructions.

FINISHING

- ◆ Finish must be applied to the door immediately after fitting and hanging, but not during or immediately after high-moisture periods.
- ◆ Surfaces must be clean and dry.
- ◆ Excess glazing material squeezed out on the visible surface of glass is normal. **Caution:** Use extreme care when cleaning squeeze out, paint or stain off tempered glass, it scratches easily. Use a plastic scraper not tools made of metal or razor blades.
- ◆ Remove all dust, handling marks, grease and repair any handling damage.
- ◆ Sand entire door lightly with 180 grit sandpaper.
- ◆ For maximum performance of finish, the door must be finished lying flat. Finish all sides including edges!
- ◆ You are applying a protective finish to your door that will be lasting. Use only high quality finishes and follow the manufacturer's label instructions. **Do not use dark colored stain or paint on surfaces receiving direct sunlight (heat build up will drive out the moisture causing shrinkage and checking).**

CLEAR FINISHES OR STAINS

- ◆ Pine and Fir doors will accept stain more uniformly if a "pre-stain," "sanding sealer," or "conditioner" is used prior to staining. Other species may not require the treatment prior to staining.
- ◆ Apply semi-transparent stain or clear undercoat for the type of application.
- ◆ Apply three coats of clear uncut top coat, such as interior or exterior polyurethane. Lightly sand between coats.
- ◆ **Solid base stains, Polyurethane stain mixes are not acceptable as the final finish. Apply three coats of top coat as above.**

PAINTING

- ◆ Doors should be primed with a high quality primer followed by at least two coats of a high quality latex paint.
- ◆ When finishing glazed doors apply top coats generously to bridge between wood and glass. Lap paint onto glass 1/16" to protect against moisture penetration.

If doors are replaced under warranty, BROSCO and manufacturer are not responsible for refinishing or labor costs.

BROSCO Craftsman Prefinishing Recommended.

WARRANTIES:

For complete warranty information, please visit www.simpsondoor.com, www.lemieuxdoors.com or www.jeld-wen.com.

- Helpful Hints:**
- All finishes will perform significantly better when protected from the direct effects of sunlight.
 - All finishes should be checked thoroughly each year for need to refinish.
 - Natural grain and color variations are normal and not considered manufacturing defects.

Based on 6'-8" door height (except where noted)


Door Design	Page #	Thickness	1'-0"	1'-2"	1'-3"	1'-4"	1'-6"	1'-8"	1'-10"	2'-0"	2'-2"	2'-4"	2'-6"	2'-8"	2'-10"	3'-0"
B-108 ♦	4	1-3/8"	X	X	X	X	X	X	X	X	X	X	X	X	X	X
B-730-P ♣	4	1-3/8"	-	-	-	-	X	-	-	X	-	X	X	X	-	X
B-732-P ♣	4	1-3/8"	-	-	-	-	X	-	-	X	-	X	X	X	-	X
B-1510	9	1-3/8"	-	-	-	-	-	-	-	X	-	-	-	-	-	-
B-1515	9	1-3/8"	-	-	-	-	-	-	-	-	-	X	X	X	-	X
F-20	6	1-3/8"	-	-	-	-	X	-	-	X	-	X	X	X	-	X
F-30	6	1-3/8"	-	-	-	-	X	-	-	X	-	X	X	X	-	X
F-44	6	1-3/8"	-	-	-	-	X	-	-	X	-	X	X	X	-	X
F-55	6	1-3/8"	-	-	-	X	X	X	-	X	X	X	X	X	-	X
F-66	6	1-3/8"	X	X	X	X	X	X	X	X	X	X	X	X	X	X
F-82	6	1-3/8"	X	-	X	X	X	X	X	X	X	X	X	X	X	X
F-117 (3)	7	1-3/8"	-	-	-	-	-	-	-	-	-	-	X	X	-	-
F-318H	7	1-3/8"	-	-	-	-	-	-	-	-	-	-	X	X	-	-
F-944	7	1-3/8"	-	-	-	-	-	-	-	-	-	-	X	X	-	X
F-1182	6	1-3/8"	-	-	-	-	-	-	-	-	-	-	X	-	-	-
F-1309 *	7	1-3/8"	-	-	-	-	-	-	-	X	-	-	X	-	-	X
F-1310	6	1-3/8"	-	-	-	-	-	-	-	X	-	-	-	-	-	-
F-1315	6	1-3/8"	-	-	-	-	-	-	-	-	-	X	X	X	-	X
F-1505	6	1-3/8"	-	-	-	-	-	-	-	-	-	X	X	X	-	X
F-1510	6	1-3/4"	-	-	-	-	-	-	-	X	-	-	-	-	-	-
F-1515 (2)	6	1-3/4"	-	-	-	-	-	-	-	-	-	X	X	X	-	X
F-1580	7	1-3/8"	-	-	-	-	-	-	-	-	-	X	X	X	-	X
F-1590	7	1-3/8"	-	-	-	-	-	-	-	X	-	X	X	-	-	-
F-1592	7	1-3/8"	-	-	-	-	-	-	-	-	-	-	X	-	-	-
KA-82	8	1-3/8"	-	-	-	-	X	X	-	X	X	X	X	X	-	X
KA-465	8	1-3/8"	-	-	-	-	X	X	-	X	X	X	X	X	-	X
OA-66 ♦	8	1-3/8"	X	X	X	X	X	X	-	X	X	X	X	X	-	X
OA-1510	8	1-3/8"	-	-	-	-	-	-	-	X	-	-	-	-	-	-
OA-1515	8	1-3/8"	-	-	-	-	-	-	-	-	-	-	X	-	-	X
PR-C11 (B-20-P) (2)	9	1-3/8"	X	X	X	X	X	X	X	X	X	X	X	X	X	X
PR-C11 (B-20-P) (2)	9	1-3/4"	X	X	X	X	X	X	X	X	X	X	X	X	X	X
PR-C11-S (C-115-P) (2)	9	1-3/8"	X	X	X	X	X	X	X	X	X	X	X	X	X	X
PR-C11-S (C-115-P) (2)	9	1-3/4"	X	X	X	X	X	X	X	X	X	X	X	X	X	X
PR-C22 (B-82-P)	9	1-3/8"	X	X	X	X	X	X	X	X	X	X	X	X	X	X
PR-C22 (B-82-P) (2)	9	1-3/4"	-	-	-	-	X	-	-	X	-	X	X	X	-	X
PR-C22-S (C-225-P) (1)	9	1-3/8"	X	X	X	X	X	X	X	X	X	X	X	X	X	X
PR-C55 (B-55-P)	9	1-3/8"	-	-	-	-	X	-	-	X	-	X	X	X	-	X
PR-730 (B-730-P)	9	1-3/8"	-	-	-	-	-	-	-	X	-	-	X	X	-	X
PR-730-P ♣	9	1-3/8"	-	-	-	-	X	-	-	X	-	X	X	X	-	X
PR-732-P ♣	9	1-3/8"	-	-	-	-	X	-	-	X	-	X	X	X	-	X
PR-1501 (B-1501-P)	9	1-3/8"	-	-	-	-	-	-	-	X	-	X	X	X	-	X
PR-1501-F (B-1501-PF) (2)	9	1-3/4"	-	-	-	-	-	-	-	X	-	X	X	X	-	X
PR-1510 (B-1510-P) (2)	9	1-3/8"	-	-	-	-	-	-	-	X	-	-	-	-	-	-
PR-1515 (B-1515-P) (2)	9	1-3/8"	-	-	-	-	-	-	-	-	-	X	X	X	-	X
WP-508 & WP-509	4	1-1/32"	-	-	-	-	-	-	-	-	-	-	X	X	-	X
WP-730 (1-5)	4	1-3/8"	X	X	X	X	X	X	X	X	X	X	X	X	X	X
WP-732 (1)	4	1-3/8"	X	X	X	X	X	X	X	X	X	X	X	X	X	X
WP-1044	4	1-3/8"	-	-	-	-	X	-	-	X	-	X	X	X	-	X
WP-1045 ❖	4	1-3/8"	X	-	X	-	X	-	-	X	-	-	X	X	-	X
WP-1051 (1-2-6) ♦	4	1-3/8"	X	X	X	X	X	X	X	X	X	X	X	X	X	X
WP-1053 (1-4) ❖	4	1-3/8"	X	X	X	X	X	X	X	X	X	X	X	X	X	X
WP-1073	4	1-3/8"	X	-	-	-	X	-	-	X	-	X	X	X	-	X
WP-1088 Ⓞ	4	1-3/8"	X	-	-	-	X	-	-	X	-	X	X	X	-	X
WP-3901	5	1-3/8"	-	-	-	-	-	-	-	X	-	X	X	X	-	X
WP-3901-F	5	1-3/8"	-	-	-	-	-	-	-	X	-	-	-	-	-	-
WP-1510 (1-2)	5	1-3/8"	-	-	-	-	-	-	-	X	-	-	-	-	-	-
WP-1510-B	5	1-3/8"	-	-	-	-	-	-	-	X	-	-	-	-	-	-
WP-1510-F	5	1-3/8"	-	-	-	-	-	-	-	X	-	-	-	-	-	-
WP-1515 (1-2)	5	1-3/8"	-	-	-	-	-	-	-	-	-	X	X	X	-	X
WP-1515-B	5	1-3/8"	-	-	-	-	-	-	-	-	-	-	X	X	-	X
WP-1515-F	5	1-3/8"	-	-	-	-	-	-	-	-	-	-	X	-	-	X

The following sizes are also offered (where noted) – Please Inquire for availability

- 1 = 6'-6" height
- 2 = 7'-0" height
- 3 = 2'-6" x 6'-0", 2'-8" x 6'-0"
- 4 = 2'-6" x 6'-0"
- 5 = 2'-0" x 6'-0", 2'-6" x 6'-0"
- 6 = 2'-0" x 6'-0", 2'-4" x 6'-0", 2'-4" x 6'-4", 2'-6" x 6'-4"

- * 2'-0" is a 6-light
- ♦ 1'-10" and under are 3-Panel
- ❖ 1'-10" and under are 2-Panel
- Ⓞ 1'-6" and under are 4-Panel
- ♣ 2-1/4" Louver Slats

Quality Stock Interior Wood Doors



Available at:

