

# ***TSR PARTS INC***


## **2021**

**WWW.TSRPARTS.COM**

**13540 Trevor Drive \* Colgate, ND 58046**

---

## **STRAW CHOPPER & COMPONENT PARTS**



**Sales or Service**

**800-582-2432**

**outside US 701-945-2777**

**Fax: 701-945-2386**

**shawn@tsrparts.com**





FEATURED FOR 2021



S SERIES STRAW CHOPPERS WITH & WITHOUT  
12 VANE DEFLECTOR ASSEMBLY

**TSR PARTS  
IS PLEASED TO ANNOUNCE  
THE ADDITION OF  
STRAW CHOPPERS  
FITTING S SERIES  
JOHN DEERE COMBINES**

**THANK YOU FOR YOUR  
BUSINESS**

# INDEX PAGE

OEM #'s for reference & comparison only

<b>Page 5</b>	<b>S SERIES COMPLETE STRAW CHOPPER WITH &amp; WITHOUT TAILBOARDS S SERIES WIDE SPREAD DEFLECTOR ASSEMBLY S SERIES BOTTOM SHEET</b>
<b>Page 6</b>	<b>S SERIES SIDE SHEETS S SERIES SHROUDS S SERIES BACK PANEL &amp; SUPPORTS S SERIES KNIFE BAR &amp; KNIVES</b>
<b>Page 7</b>	<b>S SERIES DISCHARGE HOUSING S SERIES TOP SHEET S SERIES ROTOR ASSEMBLY</b>
<b>Page 9</b>	<b>STS COMPLETE STS STRAW CHOPPER WITH DRIVE ASSEMBLIES</b>
<b>Page 10</b>	<b>STS COMPLETE REPLACEMENT STRAW CHOPPERS</b>
<b>Page 11</b>	<b>STS REPLACEMENT BOTTOM SHEETS STS WIDE SPREAD DEFLECTOR ASSEMBLY, DECK SHEETS, FINS STS WIDE SPREAD DEFLECTOR ASSEMBLY COMPLETE FIN KITS</b>
<b>Page 12</b>	<b>STS WIDE SPREAD DEFLECTOR COMPONENTS STS SINGLE POINT KNIFE BAR KIT STS KNIFE BANK COMPONENTS</b>
<b>Page 13</b>	<b>STS SIDE SHEETS STS SIDE SHEET COMPANION PARTS</b>
<b>Page 14</b>	<b>STS HANGERS STS COMPANION PARTS</b>
<b>Page 15</b>	<b>STS DOOR STS COB DEFLECTOR STS MOUNT BRACKET</b>
<b>Page 16</b>	<b>STS REAR PANEL &amp; COMPONENT PARTS STS LOWER BRACKETS</b>
<b>Page 17</b>	<b>STS DRIVE COMPONENTS STS MISCELLANEOUS PARTS</b>
<b>Page 18</b>	<b>STS MISCELLANEOUS PARTS</b>
<b>Page 20</b>	<b>COMPLETE UNITS FOR JOHN DEERE COMPLETE UNITS W/DRIVE FOR JOHN DEERE</b>
<b>Page 22</b>	<b>COMPLETE UNITS W/FINE CUT ROTOR FOR JD COMPLETE UNITS W/DRIVE &amp; FINE CUT ROTOR FOR JD</b>
<b>Page 23</b>	<b>ROTOR ASSEMBLIES FOR JOHN DEERE ROTOR ASSEMBLIES W/FINE CUT FOR JOHN DEERE</b>
<b>Page 24</b>	<b>INDIVIDUAL DRIVE ASSEMBLIES FOR JOHN DEERE BOTTOM KNIFE SHEETS FOR JOHN DEERE</b>
<b>Page 25</b>	<b>WIDE SPREAD DEFLECTOR ASSEMBLIES FOR JD</b>
<b>Page 26</b>	<b>EXTRA WIDE SPREAD DEFLECTOR ASSEMBLIES FOR JD</b>
<b>Page 27</b>	<b>KNIFE BAR/CHANNEL ASSEMBLIES FOR JOHN DEERE</b>
<b>Page 28</b>	<b>SIDE SHEETS/SIDE SHEET KITS FOR JOHN DEERE MOUNTING HANGERS FOR JOHN DEERE</b>
<b>Page 29</b>	<b>EXTENSION DOOR ASSEMBLIES FOR JOHN DEERE MISCELLANEOUS FOR JOHN DEERE</b>
<b>Page 31</b>	<b>REPLACEMENT STRAW CHOPPER UNITS FOR CASE IH COMPLETE STRAW CHOPPER UNITS W/DRIVE FOR CASE IH</b>
<b>Page 33</b>	<b>BOTTOM KNIFE SHEETS FOR CASE IH</b>
<b>Page 33</b>	<b>MISCELLANEOUS FOR CASE IH</b>
<b>Page 34</b>	<b>HYDRAULIC CYLINDER DEPTH STOPS</b>

# Complete Replacement Unit for S Series JD


**REPLACE WORN OR DAMAGED STRAW CHOPPER WITH NEW UNIT**

## FEATURES:

- All new, not rebuilt units
- Quick release stationary knives for corn harvesting
- 39 Stationary blades with tighter 1.26" knife spacing for 3-4" residue size


**PURCHASE COMPLETE UNIT WITH OR WITHOUT 12 VANE DEFLECTOR PART #10176  
OR USE EXISTING WIDE SPREAD DEFLECTOR**

## Chopper without 12 Vane Deflector



FITS MODEL	PART#	OEM#	LIST PRICE
S660, S670 S680, S690 S760, S770 S780, S790	7060R	N/A	7990.00
S550	9070R	N/A	4700.00

## Chopper with 12 Vane Deflector



FITS MODEL	PART#	OEM#	LIST PRICE
S660, S670 S680, S690 S760, S770 S780, S790	70601R	N/A	9520.00
S550	90701R	N/A	5800.00

## S Series Wide Spread Assembly



FITS MODEL	PART#	OEM#	LIST PRICE
Direct Replacement for S660, S670, S680, S690	10176	BXE10176	1515.00


## S Series Bottom Sheet




FITS MODEL	PART#	OEM#	LIST PRICE
S660, S670, S680, S690 S760, S770, S780, S790	14857	AXE14857	548.10

# Component Parts for S Series JD Choppers

## S Series Side Sheets



FITS MODEL	PART#	OEM#	LIST PRICE
S660, S670 S680, S690 S760, S770	RH 70445	AXE70445	389.42
S780, S790	LH 29503	AXE29503	377.30



## S Series Chopper Shroud




FITS MODEL	PART#	OEM#	LIST PRICE
S660, S670 S680, S690 S760, S770	RH 14852	AXE14852	197.85
S780, S790	LH 14853	AXE14853	197.85

## S Series Back Panel & Supports



FITS MODEL	PART#	OEM#	LIST PRICE
S660, S670, S680, S690 S760, S770, S780, S790	47801	HXE47801	325.81
SUPPORTS			
RH SUPPORT	29213	AXE29213	89.81
LH SUPPORT	28266	AXE28266	88.74


## S Series Knife Bar Channel w/Pin & Stationary Knife



FITS MODEL	PART#	OEM#	LIST PRICE
S660, S670, S680, S690 S760, S770, S780, S790	15673	AXE15673	339.93
STATIONARY BLADE—39 USED ALL MODELS	215004	H215004	7.41

# Component Parts for S Series JD Choppers

## S Series Discharge Housing



FITS MODEL	PART#	OEM#	LIST PRICE
S660, S670 S680, S690 S760, S770 S780, S790	20855	AXE20855	614.05

## S Series Top Sheet



FITS MODEL	PART#	OEM#	LIST PRICE
S660, S670 S680, S690 S760, S770 S780, S790	18646	HXE18646	566.37

## S Series Rotor Assembly



FITS MODEL	PART#	OEM#	LIST PRICE
S660, S670, S680, S690 S760, S770, S780, S790	65823	AXE65823	4939.10

## S Series Blades, Trunions, Bushings & Hardware





FITS MODEL	PART#	OEM#	LIST PRICE
ROTOR BLADE			
S550, S650, S660, S670, S680	218169 (RH)	N/A	11.29
S690, S760, S770, S780, S790	218170 (LH)		
STATIONARY BLADE			
S550, S650, S660, S670, S680	215004	H215004	7.41
S690, S760, S770, S780, S790			
SPACER BUSHING			
S660, S670, S680, S690	15909	HXE15909	5.42
S760, S770, S780, S790			
TRUNION BUSHING			
S660, S670, S680, S690	59496	HXE59496	4.60
S760, S770, S780, S790			
BOLT/NUT			
S660, S670, S680, S690	8498	N/A	2.53
S760, S770, S780, S790			



**ST  
S  
R  
E  
P  
L  
A  
C  
E  
M  
E  
N  
T  
P  
A  
R  
T  
S**

**Update your STS combine  
From a straw spreader  
To a complete straw chopper with  
Drive & Mounting kit!**



**UNITS ARE AVAILABLE FOR  
50,60, 70 & S550 SERIES STS COMBINES**



# Complete Straw Chopper with Mounts and Drive Units for STS JD

- Add straw chopper to machine equipped with straw spreader  
Straw chopper with 10 or 12 vane deflector.
- Two Speed Drives with cob deflector.
- Kit includes all mounts, discharge chutes, hardware, and drives to change over from spreader.
- Kits do not include straw chopper actuator for folding chopper or low shaft speed monitor.
- Parts are interchangeable with OEM

FITS MODEL	PART#	OEM#	LIST PRICE
9560 STS (-715300)	96401	N/A	9950.00
9560 STS (715301-)	96402	N/A	9950.00
9570 STS & S550	96410	N/A	9950.00
9650 STS (-700500) 9750 STS (-700600)	96501	N/A	10425.00
9650 STS (700501-) 9750 STS (700601-)	96502	N/A	10425.00
9660 STS (-715400) 9760 STS (-715500)	96601	N/A	10700.00
9660 STS (715401-) 9760 STS (715501-)	96602	N/A	10700.00
9670 STS	96701	N/A	10900.00
9770 STS	97701	N/A	10900.00
9860 STS (-705797)	98601	N/A	10975.00
9860 STS (705797-)	98602	N/A	10975.00

9870 STS CONTACT TSR PARTS

UNIT CONTAINS PART # 98701R CHOPPER W/DEFLECTOR & 97120 MOUNT KIT



96501 pictured

# Complete Replacement Unit for STS JD

## REPLACE WORN OR DAMAGED STRAW CHOPPER WITH NEW UNIT


### FEATURES:

- All 50 and 60 series units feature 70 series style rotor for increased performance
- Uses less power, less fuel than OEM straw chopper
- All new, not rebuilt units
- Quick release stationary knives for corn harvesting
- 39 Stationary blades with tighter 1.26" knife spacing for 3-4" residue size (except 9560R & 9570R)

PURCHASE COMPLETE UNIT WITH OR WITHOUT 12 VANE DEFLECTOR PART #218491



OR USE EXISTING WIDE SPREAD DEFLECTOR (95601R & 95701R use 10 vane deflector part # 222835)

## 50 Series STS




9650 STS (-700,500)	9050R	N/A	4645.00
9750 STS (-700,600)			
WITHOUT 12 VANE DEFLECTOR			
9650 STS (-700,500)	90501R	N/A	5750.00
9750 STS (-700,600)			
WITH 12 VANE DEFLECTOR PART # 218491			

## 60 Series STS



FITS MODEL	PART#	OEM#	LIST PRICE
9560 STS	9560R	N/A	4380.00
WITHOUT 10 VANE DEFLECTOR			
9560 STS	95601R	N/A	5300.00
WITH 10 VANE DEFLECTOR PART # 222835			
9650 STS (700,501-)	9060R	N/A	4700.00
9750 STS (700,601-)			
9660, 9760, 9860			
WITHOUT 12 VANE DEFLECTOR			
9650 STS (700,501-)	90601R	N/A	5800.00
9750 STS (700,601-)			
9660, 9760, 9860			
WITH 12 VANE DEFLECTOR PART # 218491			

## 70 Series STS



FITS MODEL	PART#	OEM#	LIST PRICE
9570 STS	9570R	N/A	4375.00
WITHOUT 10 VANE DEFLECTOR			
9570 STS	95701R	N/A	5300.00
WITH 10 VANE DEFLECTOR PART # 222835			
9670 STS	9070R	N/A	4700.00
WITHOUT 12 VANE DEFLECTOR			
9670 STS	90701R	N/A	5800.00
WITH 12 VANE DEFLECTOR PART # 218491			
9770, 9870 STS	9870R	N/A	4800.00
WITHOUT 12 VANE DEFLECTOR			
9770, 9870 STS	98701R	N/A	5900.00
WITH 12 VANE DEFLECTOR PART # 218491			

# Replacement Bottom Sheets for STS JD

**50 & 60 Series STS**


**(WILL NOT fit TSR STS Choppers)**

JOHN DEERE REPLACEMENT ONLY

	FITS MODEL	PART#	OEM#	LIST PRICE
	9560 STS	205006	AH205006	497.35
	9650 (-700,500) 9750 (-700,600)	149878	AH149878	517.65
	9650 (700,501-) 9750 (700,601-)	214452	AH214452	517.65
	9660, 9760, 9860 (not premium grain)			

**70 Series STS**

**(WILL fit TSR & JD STS Choppers)**

	FITS MODEL	PART#	OEM#	LIST PRICE
	9570 STS	226920	AH226920	517.65
	9670, 9770, 9870	218187	AH218187	517.65

# Decks, Fins, & Support Rods for STS JD

**60 & 70 Series STS**



	FITS MODEL	PART#	OEM#	LIST PRICE
	Upgrade for 9560 STS (10 vane) Direct Replacement for 9570 STS	222835	N/A	888.13
	Upgrade for 9650,9750,9660,9760,9860 Direct Replacement for 9670,9770,9870	218491	N/A	1140.00
	Fits ALL STS Models			
	9570 Deck Sheet	222834	AH222834	553.18
	70 Series Deck Sheet	218490	AH218490	588.70
	70 Series Support Rod	220019	AH220019	61.81



## STS Extra Wide Spread Fins (OEM replacement)

ALL STS	Left Medium Large Fin	236606	H236606	41.38
ALL STS	Right Medium Large Fin	236607	H236607	41.38
ALL STS	Left Large Fin (204776 subs to)	36445	HXE36445	45.89
ALL STS	Right Large Fin (204777 subs to)	80255	HXE80255	45.89
ALL STS	Left Medium Fin (204635 subs to)	36441	HXE36441	35.35
ALL STS	Right Medium Fin (204751 subs to)	80253	HXE80253	35.35
ALL STS	Left Small Fin (223216 subs to)	36439	HXE36439	36.05
ALL STS	Right Small Fin (204218 subs to)	80252	HXE80252	36.05
12 VANE KIT	KIT INCLUDES SEE CHART	218497	N/A	475.02
10 VANE KIT	KIT INCLUDES SEE CHART	222837	N/A	395.85

STS Extra Wide Spread Fin Usage Chart

218491 12 vane	2	2	2	2	1	1	1	1
222835 10 vane	1	1	2	2	1	1	1	1
MODEL	236606	236607	36445	80255	36441	80253	36439	80252


# Wide Spread Deflector Components for STS JD

## ALL MODEL STS



FITS MODEL	PART#	OEM#	LIST PRICE
ALL MODEL / NUT	214956	AH214956	4.17
ALL MODEL / BRACKET	162520	H162520	20.48


# Single Point Adjust Knifebar Kit for STS JD



FITS MODEL	PART#	OEM#	LIST PRICE
FOR MODELS THAT CURRENTLY <u>DO NOT HAVE</u> THE SINGLE POINT ADJUSTMENT INCLUDES 35 NEW 215004 STATIONARY KNIVES			
9650,9750,9660,9760,9860	219257	AH219257	389.00
9560	219258	AH219258	335.71

# Knifebank Component Parts for STS JD

## 50, 60 & 70 Series STS



FITS MODEL	PART#	OEM#	LIST PRICE
9560 CHANNEL	205921	AH205921	156.00
9570 CHANNEL	218230	AH218230	168.00
9650(-700500)9750(-700600)	140129	AH204879	174.00
9650(700501-)9750(700601-) 9660, 9760, 9860	218313	AH218313	175.00
<b>NON-TSR chopper only</b> 9670, 9770,9870	218189	AH218189	201.00
FITS TSR 9050R, 9060R			
ADJUSTER ASSY	223998	AH223998	95.21
ADJUSTER ASSY	223985	AH223985	99.34
ADJUSTER ROD	217972	AH217972	45.03
ADJUSTER ROD	234779	AH234779	52.31
1) PLATE	167457	H167457	20.12
2) END PLATE	215015	H215015	7.79
3) WING NUT	214386	AH214386	8.99
4) LIFT ARM	214384	AH214384	35.68
BUSHING	110219	N110219	9.42



# Replacement Side Sheets for STS JD

## 50 Series STS



FITS MODEL		PART#	OEM#	LIST PRICE
9650 STS (-700,500)	LH	157480	H157480	207.47
9750 STS (-700,600)				
9650 STS (-700,500)	RH	157481	H157481	207.47
9750 STS (-700,600)				

## 50 & 60 Series STS



FITS MODEL		PART#	OEM#	LIST PRICE
9650 STS (700,501-)	LH	204973	H204973	207.47
9750 STS (700,601-)	RH	204974	H204974	207.47
9560,9660,9760,9860				

## 70 Series STS



FITS MODEL		PART#	OEM#	LIST PRICE
9570, 9670	LH	223995	H223995	207.47
	RH	224428	H224428	207.47
9770,9870	LH	223542	H223542	207.47
	RH	223543	H223543	207.47

# Side Sheet Companion Parts for STS JD



FITS MODEL		PART#	OEM#	LIST PRICE
HOUSING	LH	224939	H224939	80.25
	RH	224940	H224940	80.25



SHEET	LH	236843	H236843	21.94
	RH	236844	H236844	21.94



BRACKET		204769	H204769	30.65
---------	--	--------	---------	-------



DOWEL PIN		213314	H213314	27.32
-----------	--	--------	---------	-------

# Hangers for STS JD

## 50 Series STS



FITS MODEL		PART#	OEM#	LIST PRICE
9650 STS (-715,400)	LH	149959	AH149959	177.34
9750 STS (-715,500)	RH	157502	H157502	164.67
9650 STS (715,401-)	LH	205104	AH205104	220.62
9750 STS (715,501-)	RH	215919	AH215919	207.14

## 60 Series STS



FITS MODEL		PART#	OEM#	LIST PRICE
9660 STS (-715,400)	LH	205104	AH205104	220.62
9760 STS (-715,500)	RH	215919	AH215919	207.14
9660 STS (715,401-)	LH	217813	AH217813	231.23
9670 STS (715,501-)	RH	217814	AH217814	217.95
9860 STS (-715600)	LH	205104	AH205104	220.62
	RH	215919	AH215919	207.14
9860 STS (715,601-)	LH	217813	AH217813	231.23
	RH	217814	AH217814	217.95

## 70 Series STS



FITS MODEL		PART#	OEM#	LIST PRICE
9570	LH	222816	AH222816	176.29
	RH	223140	AH223140	165.73
9670, 9770, 9870	LH	222462	AH222462	156.23
	RH	223141	AH223141	156.23

# HANGER COMPANION PARTS FOR STS JD



### MOUNTING SYSTEM ONLY

50 SERIES	97109	N/A	1847.30
60 SERIES	97110	N/A	1847.30
70 SERIES	97120	N/A	1847.30

<b>BUSHING</b>	117879	R117879	18.22
----------------	--------	---------	-------

LONG <b>BUSHING</b>	176787	H176787	17.52
------------------------	--------	---------	-------

LARGE HOLE <b>BUSHING</b>	157507	H157507	17.24
------------------------------	--------	---------	-------

SMALL HOLE			
1) PLATE	201027	AH201027	64.06
2) HANDLE	201026	AH201026	48.56
3) COMPRESSION SPRING	28783	R28783	1.81
4) PLATE	201116	H201116	17.42
5) PIN	201023	H201023	11.37
6) RING	174818	H174818	4.06

<b>BRACKET 1</b> 9560	220827	AH220827	45.49
<b>BRACKET 2</b> 9660	201984	AH201984	23.59

<b>RUBBER FLAP</b> (NOT PICTURED)	204853	H204853	15.40
-----------------------------------	--------	---------	-------

# Door & Cob Deflector for STS JD

## Cob Deflector




FITS MODEL	PART#	OEM#	LIST PRICE
9650,9750,9660,9760 9860,9670,9770,9870	201004	AH201004	209.42
9560,9570	204812	AH204812	202.59

## Door (Includes Latch Pin, Spring, & Bracket)




FITS MODEL	PART#	OEM#	LIST PRICE
9650,9750,9660,9650 9860,9670,9770,9870	168277	AH168277	522.73
9560,9570	201237	AH201237	436.96
1) BRACKET	174305	H174305	22.28
2) PLATE	157499	H157499	18.04
3) PIN	136179	H136179	11.94



# Mount Bracket for STS JD

## 50 Series STS fits ALL 9650 & 9750 models (includes pin & spring)



FITS MODEL	PART#	OEM#	LIST PRICE
9650, 9750	LH 165094 RH 165095	AH165094 AH165095	106.62 106.62

## 60 & 70 Series STS







FITS MODEL	PART#	OEM#	LIST PRICE
9560 STS (-715,300) 9660 STS (-715,400) 9760 STS (-715,500) 9860 STS (-715,600)	LH 165094 RH 165095	AH165094 AH165095	106.62 106.62
9560 STS (715,301-) 9660 STS (715,401-) 9760 STS (715,501-) 9860 STS (715,601-) RH ONLY ON ALL 9570,9670,9770,9870	LH 218277 RH 218278	AH218277 AH218278	111.89 111.89
9570	LH 226898	AH226898	118.23
9670,9770,9870	LH 226899	AH226899	118.23
ALL MODEL PIN	165584	H165584	19.65




# Rear Panels for STS JD

## STS Rear Chopper Panels

	FITS MODEL	PART#	OEM#	LIST PRICE
	9560, 9570	205348	H205348	251.21
	9650 (-700,500) 9750 (-700,600)	157482	H157482	279.73
	9650 (700,501-) 9750 (700,601-)	215050	H215050	285.01
	9660, 9760, 9860, 9670, 9770, 9870			
<b>TOP DEFLECTOR SHEET</b>				
	9650,9750,9660,9760,9860			
	9670,9770,9870	172614	H172614	197.40
	9560,9570	205980	H205980	192.12
<b>STRIP &amp; SEAL FOR REAR PANEL</b>				
	STRIP 9560/9570	203964	H203964	22.63
	SEAL - ISOLATOR 9560/9570	203963	H203963	16.87
	STRIP	168323	H168323	28.69
	SEAL	157528	H157528	16.92
	SEAL—ISOLATOR	229546	H229546	19.82
	BRACKET	208584	H208584	30.76

# Lower Bracket Sheet for STS JD


## 50,60 & 70 Series STS

	FITS MODEL	PART#	OEM#	LIST PRICE
	9650, 9750, 9560 (-715,300)	LH 175500	H175500	29.68
	9660 (-715,400)	RH 207703	H207703	29.68
	9860 (-715,600)			
	9570			
	9560 (715,601-)	LH 209929	H209929	40.53
	9660 (715,401-)	RH 209928	H209928	40.53
	9760 (715,501-)			
	9860 (715,601-)			
	9670, 9770, 9870			



# Drive Components for STS JD

## 60 & 70 Series



FITS MODEL	PART#	OEM#	LIST PRICE
------------	-------	------	------------


1) ARM	210883	AH210883	170.78
2) ARM	155256	AH115256	124.63



3) ARM	211558	AH211558	209.94
4) ARM	223728	AH223728	230.02



5) HOOKBOLT	208405	H208405	24.39
6) YOKE	222033	AH222033	43.15
7) SPRING GUAGE	173262	H173262	5.83
8) SPRING GUAGE	211566	H211566	6.29



9) PIN	212002	AH212002	26.50
10) SPACER	211141	H211141	7.65

## Miscellaneous Component Parts for STS JD



FITS MODEL	PART#	OEM#	LIST PRICE
------------	-------	------	------------







<b>DRIVE PULLEY</b> 9560,9570,9650,9750 9660,9760 STS	163887	AH163887	261.79
---	--------	----------	--------

<b>BEARINGS (4 BOLT FLANGE BEARING &amp; COLLAR)</b> 9560,9570,9650,9660 9760,9860,9670 STS	163595	AH163595	124.56
---	--------	----------	--------





9770,9870 STS	232668	AH232668	143.32
---------------	--------	----------	--------

# Miscellaneous Component Parts for STS JD

**Replacement Rotor & Stationary Knives, Trunion, Bolt & Nut**  
**(WILL NOT fit **TSR STS choppers**)** for replacement on JD STS straw choppers

	FITS MODEL	PART#	OEM#	LIST PRICE
	<b>STATIONARY KNIFE</b> (7.5"long x 2"wide x 0.125"thick 2 - 0.375 holes 1 - 1" hole)			
	29 used 9650 (-700,500) 9750 (-700,600)	<b>215004</b>	<b>H215004</b>	<b>7.41</b>
	35 used 9560, 9660, 9760, 9860, 9650 (700,501-) 9750 (700,601-)			
	31 used 9570 39 used 9670, 9770, 9870			
	<b>STRAIGHT ROTOR BLADE</b> (7.125"long x 2"wide x 0.135"thick w/0.765 hole & 0.375 hole)			
	20 used 9650 (700,501-) 9750 (700,601-)	<b>156101</b>	<b>N/A</b>	<b>7.12</b>
	9660, 9760, 9860			
	<b>PADDLE ROTOR BLADE</b> (7.125"long x 2"wide x 0.1875"thick w/0.765 hole)			
	<b>RIGHT HAND BLADE</b>	<b>203894</b>	<b>N/A</b>	<b>9.54</b>
	<b>LEFT HAND BLADE</b>	<b>203895</b>	<b>N/A</b>	<b>9.54</b>
	30 each used RH & LH 9650 (-700,500) 9750 (-700,600) 24 each used RH & LH 9650 (700,501-) 9750 (700,601-) 9660, 9760, 9860 34 each used RH & LH 9560			
	<b>PADDLE ROTOR BLADE</b>			
	<b>RIGHT HAND BLADE</b>	<b>218169</b>	<b>N/A</b>	<b>11.29</b>
	<b>LEFT HAND BLADE</b>	<b>218170</b>	<b>N/A</b>	<b>11.29</b>
	18 each used RH & LH 9570 / 22 each used RH & LH 9570, 9670, 9770, 9870			
	<b>TRUNION BUSHING</b> USE 1 BUSHING PER BLADE			
	USE WITH BLADE 156101	<b>156100</b>	<b>H156100</b>	<b>6.19</b>
	USE WITH BLADE 203894/203895	<b>167127</b>	<b>H167127</b>	<b>7.64</b>
	USE WITH BLADE 218169/218170	<b>218499</b>	<b>H218499</b>	<b>8.57</b>
	<b>BOLT &amp; NUT</b>			
	USE WITH ALL STS BLADES & TRUNION BUSHINGS	<b>8499</b>	<b>19M8499</b>	<b>2.53</b>

**Replacement Rotor, Trunion Bushing, Bolt & Nut for **TSR Chopper****

	FITS MODEL	PART#	OEM#	LIST PRICE
	9050R BEFORE SER # 1051 9870R BEFORE SER # 1032	9060R BEFORE SER # 1120 TSR CHOPPERS FITTING 9560/9570/S550 BEFORE SER# 10311	9070R BEFORE SER# 1028	
	<b>TSR</b>	<b>Fine Chop Chopper Blade</b>	<b>92528</b>	<b>N/A 44 used 10.43</b>
		(92528 BLADE 7.75"long x 2"wide x 0.1875"thick w/1 hole 0.765)		
	<b>TSR</b>	<b>M10 x 60mm Fine Chop Bolt/Nut</b>	<b>8499</b>	<b>N/A 22 used 2.53</b>
	<b>TSR</b>	<b>Fine Chop Trunion</b>	<b>T786</b>	<b>N/A 22 used 7.18</b>
	<b>TSR</b>	<b>Paddle LH</b>	<b>92532L</b>	<b>N/A 4 used 9.67</b>
	<b>TSR</b>	<b>Paddle RH</b>	<b>92532R</b>	<b>N/A 4 used 9.67</b>
	<b>TSR</b>	<b>Trunion Bushing</b>	<b>T782</b>	<b>N/A 8 used 2.23</b>
	<b>TSR</b>	<b>M10 x 30mm Bolt /nut for Paddle Blade</b>	<b>8495</b>	<b>N/A 8 used 2.13</b>
	9050R AFTER SER # 1051 9870R AFTER SER # 1032	9060R AFTER SER # 1120 TSR CHOPPERS FITTING 9560/9570/S550 AFTER SER# 10311	9070R AFTER SER# 1028	
	<b>TSR</b>	<b>RH PADDLE BLADE</b>	<b>218169</b>	<b>N/A 11.29</b>
	<b>TSR</b>	<b>LH PADDLE BLADE</b>	<b>218170</b>	<b>N/A 11.29</b>
	<b>TSR</b>	<b>M10 x 60mm Fine Chop Bolt/Nut</b>	<b>8499</b>	<b>N/A 22 used 2.53</b>
	<b>TSR</b>	<b>TRUNION BUSHING</b>	<b>218499</b>	<b>H218499 8.57</b>

**U  
N  
I  
T  
S  
  
W  
I  
T  
H  
  
D  
R  
I  
V  
E**

**Update your combine with straw  
spreader to a new straw chopper kit  
from TSR Parts Inc.**

**All mounting hardware and  
installation instructions are  
included in the kit**



**UNITS ARE AVAILABLE FOR  
20 & 9000 SERIES COMBINES**

**Fine Chop or Standard Rotor**

# Complete Units - for JD Walker Machines

## 9000 Series



FITS MODEL	PART#	OEM#	LIST PRICE
9550/9510/9500/9410/9400/CTS 9560WALKER	9495R	N/A	3500.00
9650WALKER/9610/9600 9660WALKER	9600R	N/A	3900.00

## 20 Series



FITS MODEL	PART#	OEM#	LIST PRICE
4400/4420	4420R	N/A	2800.00
6600/6620	6620R	N/A	3100.00
7700/7720	7720R	N/A	3450.00
8820	8820R	N/A	3600.00

# Complete Units W/Drive - for JD Walker Machines

## 9000 Series



FITS MODEL	PART#	OEM#	LIST PRICE
9410/9400	9400D	N/A	4608.10
9510/9500	9500D	N/A	4608.10
9610/9600	9600D	N/A	4963.35
9650	9650D	N/A	5501.30

## 20 Series



FITS MODEL	PART#	OEM#	LIST PRICE
6620	6620D	N/A	3532.20
7720	7720D	N/A	3816.40
8820	8820D	N/A	4065.08



**F  
I  
N  
E  
  
C  
H  
O  
P  
  
U  
N  
I  
T  
S**

**FOR 2021**



**TSR FINE CHOP STRAW  
CHOPPER**

**FINE CHOP BLADES  
DO A FINER JOB OF  
CHOPPING RESIDUE  
FOR BETTER  
DISTRIBUTION**



**UPDATE YOUR  
CURRENT  
STRAW CHOPPER  
WITH A FINE CHOP  
ROTOR ASSEMBLY**

# Complete Units W/Fine Chop - for JD Walker Machines

## 9000 Series

9000 Series Fine Chop Assembly Includes Extra-Wide Spread Kit  
Works with single belt drive—requires less power to run than other F/C choppers



FITS MODEL	PART#	OEM#	LIST PRICE
9550/9510/9500/9410/9400/CTS 9560WALKER	9495F	N/A	3825.00
9650WALKER/9610/9600 9660WALKER	9600F	N/A	4115.00



FITS MODEL	PART#	OEM#	LIST PRICE
6600/6620	6620F	N/A	3350.00
7700/7720	7720F	N/A	3700.00
8820	8820F	N/A	4000.00

# Complete Units Fine Chop W/Drive - for JD Walker Machines

## 9000 Series

9000 Series Fine Chop Assembly Includes Extra-Wide Spread Kit



FITS MODEL	PART#	OEM#	LIST PRICE
9410/9400	9400FD	N/A	5100.00
9510/9500	9500FD	N/A	5100.00
9610/9600	9600FD	N/A	5300.00
9650	9650FD	N/A	5900.00

## 20 Series



FITS MODEL	PART#	OEM#	LIST PRICE
6620	6620FD	N/A	4000.00
7720	7720FD	N/A	4200.00
8820	8820FD	N/A	4700.00


# Rotor Assemblies - for JD Walker Machines

## 20 & 9000 Series



FITS MODEL	PART#	OEM#	LIST PRICE
4400/4420	4420RT	AH128248	1557.01
6600/6620	6620RT	AH128616	1662.57
9550/9510/9500/9400/9410/7720/7700/CTS 9560WALKER	9495RT	AH139290	1974.18
9650WALKER/9610/9600/8820 9660WALKER	9600RT	AH139292	2101.05


## Rotor Components—Blades, Trunions, Nuts/Bolts



FITS MODEL	DESCRIPTION	PART#	OEM#	LIST PRICE
4400/4420/6600/6620	Chopper Blade	6644B	P48066	6.23
	Blade 9.25"long x 1.75"wide x 0.25"thick w/0.765 hole			
7700/7720/8820/9400/9500/9600	Chopper Blade	8877B	H88809	6.19
	Blade 8.5"long x 1.75"wide x 0.25"thick w/0.765 hole			
ALL	1 1/4" Bolt/Nut	T2305	03H2305,H32147	1.95
ALL	Trunion	T783	H88783	3.10

# Rotor Assembly W/Fine Chop - for JD Walker Machines

## 20 & 9000 Series



FITS MODEL	PART#	OEM#	LIST PRICE
6600/6620	6620FRT	N/A	1999.55
9550/9510/9500/9410/9400/7720/7700/CTS 9560WALKER	9495FRT	N/A	2263.45
9650WALKER/9610/9600/8820 9660WALKER	9600FRT	N/A	2608.55

## Fine Cut Rotor Components—Blades, Trunions, Nuts/Bolts



FITS MODEL	DESCRIPTION	PART#	OEM#	LIST PRICE
Fine Chop Component Part # for TSR Choppers before Serial # 4874 made up to 04				
ALL	Fine Chop Chopper Blade	92526	N/A	9.27
	70-9600 58-9500			
ALL	3/8 x 2" Fine Chop Bolt/Nut	2375NB	N/A	3.10
	35-9600 29-9500			
ALL	Fine Chop Trunion	T785	N/A	5.59
	35-9600 29-9500			
Fine Chop Component Part # for TSR Choppers after Serial # 4875 made after 04				
ALL	Fine Chop Chopper Blade	92528	N/A	10.43
	70-9600 58-9500			
ALL	3/8 X 2.5" Fine Chop Bolt/Nut	25375NB	N/A	3.12
	35-9600 29-9500			
ALL	Fine Chop Trunion	T786	N/A	7.18
	35-9600 29-9500			



92526 BLADE 7.75"long x 2"wide x 0.125"thick w/2 holes 0.765 & 0.375  
 92528 BLADE 7.75"long x 2"wide x 0.1875"thick w/1 hole 0.765

# Complete Drive - for JD Walker Machines

## 9000 Series

Includes Extension Door, Pulley Assemblies, Belts & Shields EXCLUDING STAW CHOPPER

FITS MODEL	PART#	OEM#	LIST PRICE
9410/9400	9400ID	N/A	1910.23
9510/9500	9500ID	N/A	1910.23
9610/9600	9600ID	N/A	1932.56

## 20 Series

Includes Extension Door, Pulley Assemblies, Belts & Shields

FITS MODEL	PART#	OEM#	LIST PRICE
6620	6620ID	N/A	735.88
7720	7720ID	N/A	768.36
8820	8820ID	N/A	799.82


# Bottom Knife Sheets - for JD Walker Machines

## 20 & 9000 Series



FITS MODEL	PART#	OEM#	LIST PRICE
4400/4420	149830	H149830	193.05
6600/6620	149831	H149831	193.28
7700/7720	149832	H149832	261.94
8820	149833	H149833	294.63
9550/9510/9500/9410/9400/CTS 9560WALKER	143048	AH143048	470.17
9650WALKER/9610/9600 9660WALKER	143047	AH143047	494.31

# Straw Chopper Handle - for JD Walker Machines



FITS MODEL	PART#	OEM#	LIST PRICE
ALL 20 SERIES	94598	AH94598	42.63




# Wide Spread Deflector Assemblies - for JD Walker Machines

## 20 & 9000 Series



FITS MODEL	PART#	OEM#	LIST PRICE
4400/4420	4420W	BH77684	476.04
6600/6620	6620W	BH77685	548.10
7700/7720	7720W	BH77686	580.84
8820	8820W	BH77687	596.40
9550/9510/9500/9410/9400/CTS 9560WALKER	9495W	N/A	600.88
9650WALKER/9610/9600 9660WALKER	9600W	N/A	631.25

## 20 & 9000 Series Wide Spread Deflector Components



FITS MODEL	DESCRIPTION	PART#	OEM#	LIST PRICE
4400/4420	Deck Sheet	125071	AH125071	242.79
6600/6620	Deck Sheet	125072	AH125072	250.91
7700/7720	Deck Sheet	125073	AH125073	332.51
8820	Deck Sheet	125074	AH125074	348.27
9550/9510/9500/9410/9400/CTS 9560WALKER	Deck Sheet	137792	AH137792	374.74
9650WALKER/9610/9600 9660WALKER	Deck Sheet	125998	AH125998	385.50
4400/4420	Vertical Panel	113330	H113330	98.17
6600/6620	Vertical Panel	113331	H113331	126.67
7700/7720	Vertical Panel	113332	H113332	135.64
8820	Vertical Panel	113333	H113333	152.01
9550/9510/9500/9410/9400/CTS 9560WALKER	Vertical Panel	139789	AH139791	113.96
9650WALKER/9610/9600 9660WALKER	Vertical Panel	139790	AH139792	132.01
ALL	Support Rod RH	126336	H126336	24.81
ALL	Support Rod LH	126335	H126335	24.81
20 & 9000	Large Right Fin	114535	H114535	30.08
20 & 9000	Large Left Fin	114536	H114536	30.08
20 & 9000	Small Right Fin	114537	H114537	21.34
20 & 9000	Small Left Fin	114538	H114538	21.34
9000	Large Right Fin	130949	H130949	40.11
9000	Large Left Fin	130948	H130948	40.11

20 & 9000 Series Wide Spread Fin Usage Chart

	4400/4420	6600/6620	7700/7720	8820	9400/9500	9600
114535	2	2	2	3	1	1
114536	2	2	2	3	1	1
114537		1	1	1	1	2
114538		1	1	1	1	2
130949					1	1
130948					1	1

# Extra Wide Spread Deflector Kit - for JD Walker Machines

## 9000 Series

Kit includes fins, support rods and vertical panel **DOES NOT INCLUDE NEW DECK**



FITS MODEL	PART#	OEM#	IST PRICE
9550/9510/9500/9410/9400/CTS 9560WALKER	9495EW	BH81040	315.67
9650WALKER/9610/9600 9660WALKER	9600EW	BH81039	374.74

## 9000 Series Extra Wide Spread Component Parts




FITS MODEL	DESCRIPTION	PART#	OEM#	LIST PRICE
9550/9510/9500/9410/9400/CTS 9560WALKER	Vertical Panel	144478	AH144478	124.56
9650WALKER/9610/9600 9660WALKER	Vertical Panel	144477	AH144477	144.62
ALL	Support Rod RH	151181	H151181	24.01
ALL	Support Rod LH	151182	H151182	24.01
9000 Series	Large Left Fin	150402	H150402	51.20
9000 Series	Small Left Fin	150404	H150404	30.08
9000 Series	Large Right Fin	150401	H150401	51.20
9000 Series	Small Right Fin	150403	H150403	30.08

## 9000 Series Extra Wide Spread Fin Usage

	9400/9500	9600
150402	2	2
150404	1	2
150403	1	2
150401	2	2


# Knife Bar/Channel Assemblies - for JD Walker Machines

## Conversion Kit for 20 Series to 9000 Series Knife Bar Style




FITS MODEL	PART#	OEM#	LIST PRICE
6600/6620	6620KC	N/A	348.35
7700/7720	7720KC	N/A	400.93
8820	8820KC	N/A	448.63

## 20 Series Knife Bars & 9000 Series Knife Channels




FITS MODEL	PART#	OEM#	LIST PRICE
4400/4420	88816	H88816	81.61
6600/6620	88798	H88798	115.50
7700/7720	88804	H88804	119.26
8820	100419	H100419	143.19
9550/9510/9500/9410/9400/CTS 9560WALKER	140129	AH140129 & AH158820	174.17
9650WALKER/9610/9600 9660WALKER	140128	AH140128 & AH158821	212.70

## 20 & 9000 Series -Includes Knives/Blades



FITS MODEL	PART#	OEM#	LIST PRICE
4400/4420	4420KA	N/A	218.44
6600/6620	6620KA	N/A	234.57
7700/7720	7720KA	N/A	262.54
8820	8820KA	N/A	313.86
9550/9510/9500/9410/9400/CTS 9560WALKER	9495KA	N/A	390.57
9650WALKER/9610/9600 9660WALKER	9600KA	N/A	443.35

## Replacement 20 & 9000 Series Stationary Blades/Knives



FITS MODEL	DESCRIPTION	PART#	OEM#	LIST PRICE
20 Series	Double Stationary	89918	AH89918	10.75
20 Series	Single Stationary	23601	AP23601	6.23
9000 Series	Stationary Knife	142141	H142141	7.30
(BLADE 7.5"long x 2"wide x 0.125"thick w/2 0.375 holes)				

## Side Sheets/Side Sheet Kit - for JD Walker Machines

### 20 & 9000 Series



FITS MODEL	PART#	OEM#	LIST PRICE
20 Series Left	112272	AH112272	142.51
20 Series Right	112271	AH112271	142.51
9000 Series Left	165937	AH165937(subs from AH138156)	205.84
9000 Series Right	165936	AH165936(subs from AH138157)	205.84
20 Series	2000SSK	BH77683	311.40

## Mounting Hangers - for JD Walker Machines

### 20 & 9000 Series



FITS MODEL	PART#	OEM#	LIST PRICE
20 Series Outer Left	111647	AH111647	43.07
20 Series Outer Right	111646	AH111646	43.07
20 Series Inner Left	113984	H113984	37.53
20 Series Inner Right	113983	H113983	37.53
9400 Right	139681	AH139681	153.06
9400 Left	139682	AH139682	153.06
9500/9600 Left	139680	AH139680	158.34
9500/9600 Right	139679	AH139679	158.34
94/95 Cross Rail	145778	H145778	72.33
9600 Cross Rail	145779	H145779	82.34



## Extension Door Assemblies - for JD Walker Machines

### 20 & 9000 Series



FITS MODEL	PART#	OEM#	LIST PRICE
4400/4420	4420ED	AH85663	230.44
6600/6620	6620ED	AH85664	300.85
7700/7720	7720ED	AH85665	368.29
8820	8820ED	AH99304	395.83
9410/9400	9400ED	AH142779	289.17
9550/9510/9500/CTS 9560WALKER	9500ED	AH142778	293.58
9650WALKER/9610/9600 9660WALKER	9600ED	AH142777	329.35

## Miscellaneous - for JD Walker Machines

### 20 & 9000 Series

FITS MODEL	DESCRIPTION	PART#	OEM#	LIST PRICE
20 Series	Drive Pulley	95486	AH95486	157.17
20 Series	Bearing w/Locking Collar	9275	JD9275	49.69
20 Series	Bearing Flange	103265	H103265	2.74
9000 Series	Bearing w/Casting	139260	AH139260	90.88
20 Series	Front Drive Belt	QPH103344	H103344	87.61
20 Series/9400	Rear Drive Belt	QPH101436	H101436	48.56
94/95/9600	Front Drive Belt	QPH125380	H125380	73.89
95/9600	Rear Drive Belt	QPH125381	H125381	69.67

# FOR 2021

**MANY FEATURES MAKE  
THE TSR STRAW  
CHOPPER SUPERIOR  
TO THE OEM STRAW  
CHOPPER**

- Stationary Knives are extra long for fine chopping
- Knives can be adjusted from the outside of the combine
- Greaseable bearings
- Blades on rotor swing to let weeds or slugs clean out without damaging knives
- Straw chopper has High & Low speed for varying crops
  - Gearbox drive
  - Maintain original appearance of machine
- Does not impede access to sieves
- Quality construction
- MADE IN THE USA

**40 & 60 Series CIHD60**  
1440 (Serial # 20977+)  
1640, 1644, 2144, 2344  
1460 (Serial # 23401+)  
1660, 1666, 2166  
2366

**80 Series CIHD80**  
1480 (Serial # 24001+)  
1680

**88 Series CIHD88**  
1688, 2188  
2388 (Fits UP TO Ser# 270499)

**88 Series CIHD88N**  
2377 (Fits UP TO Serial # 292001)  
2388 (Fits Ser # 270499—292001)

**88 Series CIHD2588**  
2377, 2388, 2588  
(Fits OVER Serial # 292001)  
**INCLUDES 2 SPEED DRIVE KIT**

**88 Series CIHD7088**  
5088, 6088, 7088  
**INCLUDES 2 SPEED DRIVE KIT**



**2 SPEED DRIVE  
NOW AVAILABLE!**



**NOW MORE CONVENIENT TO CHANGE SPEEDS  
ON YOUR TSR CASE IH STRAW CHOPPER**  
KIT INCLUDES:  
PULLEYS & IDLER ASSEMBLY  
FITS ALL TSR STRAW CHOPPERS  
FOR IH & CASE IH COMBINES

**U  
N  
I  
T  
S  
  
F  
O  
R  
  
C  
A  
S  
E  
  
I  
H**

# Complete Units - for CASE IH

## 40, 60, 80 & 88 Series

FOR MACHINES WITH INTERNAL STRAW CHOPPER



KIT INCLUDES ROTOR, SIDE SHEETS, KNIFE BANK, FLANGES & ATTACHMENT HARDWARE  
DOES NOT INCLUDE BOTTOM KNIFE SHEET

FITS MODEL	PART#	OEM#	LIST PRICE
1440 1640, 1644, 2144, 2344 1460 1660, 1666, 2166, 2366	CIH60	N/A	2675.00
1480 1680, 1688, 2188 2377, 2388, 2588	CIH80	N/A	3200.00
5088, 6088, 7088	CIH88	N/A	3200.00

# Complete Units W/Drive - for CASE IH

## 40, 60, 80 & 88 Series

FITS MODEL	PART#	OEM#	LIST PRICE
1440 (Serial #20977+) 1640, 1644, 2144, 2344 1460 (Serial #23401+) 1660, 1666, 2166 2366	CIHD60	N/A	4350.00
1480 (Serial #24001+)	CIHD80	N/A	4500.00
1688, 2188 2388 (Fits UP TO Serial # 270499)	CIHD88	N/A	4500.00
2377 (Fits UP TO Serial # 292001) 2388 (Fits Serial # 270499-292001)	CIHD88N	N/A	4700.00
2377, 2388, 2588 (Fits OVER Serial #292001) includes 2 speed drive kit	CIHD2588	N/A	4900.00
5088, 6088, 7088 Includes 2 speed drive kit	CIHD7088	N/A	5400.00



THE FOLLOWING SHEAVE MUST BE EXCHANGED WITHIN 30 DAYS OF PURCHASE FOR CORE CREDIT:

40 & 60 SERIES: PART# 191452C2

80 SERIES: PART# 191453C1

88 SERIES: PART# 191452C2

88N SERIES: PART # 371748A2

2588 SERIES PART # 371748A2

7088 SERIES PART # 87677105

**\$150 CORE CHARGE WILL BE  
CHARGED IF PULLEY IS NOT  
RETURNED  
TO TSR PARTS OR  
PURCHASING DEALER**

# Bottom Knife Sheet - for CASE IH

## 40, 60, 80 & 88 Series

FITS TSR & OEM STRAW CHOPPER &  
Includes Hinge & Rod



FITS MODEL	PART#	OEM#	LIST PRICE
1440 (1981-current) 1640, 1644, 2144, 2344 1460 (1981-current) 1660, 1666, 2166, 2366	185141	185141C4	383.67
<i>(includes 2-182894C2 hinge 1-182977C1 rod)</i>			
1480 (1981-current) 1680, 1688, 2188, 2388, 2588	181147	181147C3	599.71
<i>(includes 2 182893C1 hinge 1-182980C1 rod)</i>			
5088, 6088, 7088 INCLUDES COVERS	746115	87746115	652.30
<i>(includes 2 hinges 1 rod)</i>			

## Miscellaneous - for CASE IH

### 40, 60, 80 & 88 Series

DOES NOT FIT OEM STRAW CHOPPER  
FOR TSR STRAW CHOPPERS ONLY



FITS MODEL	DESCRIPTION	PART#	OEM#	LIST PRICE
FITS MODEL BEFORE TSR SERIAL #4325 40/60 SERIES, #5138 80 SERIES, #6181 88 SERIES				
ALL	Chopper Blade	6080B	N/A	N/A
<ul style="list-style-type: none"> <li>• <u>6080B NO LONGER AVAILABLE SUBS TO 92530 (ALL BLADES ON ROTOR MUST BE UPDATED)</u></li> <li>• <u>MUST ALSO SWITCH TRUNION BUSHING T783 TO T788 CHANGE OVER TRUNION</u></li> <li>• <u>CAN STILL USE T2305 BOLT/NUT/WASHER</u></li> </ul>				
ALL	1 1/4" x 3/8 Nut/Bolt/Washer	T2305	N/A	1.95
ALL	Changeover Trunion	T788	N/A	3.63
ALL	Trunion Bushing	T783	N/A	3.10



FITS MODEL AFTER TSR SERIAL # 4325 40/60 SERIES, #5138 80 SERIES, #6181 88 SERIES  
FITS ALL TSR MODELS CIHD88N, CIHD2588, CIHD7088

ALL	Chopper Blade	92530	N/A	12.14
<i>(BLADE 5.9"long x 2.5"@widest point x 0.25"thick w/0.89 hole &amp; 0.375 hole)</i>				
ALL	1 1/4" x 7/16 Nut/Bolt/Washer	413816	N/A	3.37
ALL	Trunion Bushing	T787	N/A	3.63



ALL	Stationary Knife	142141	N/A	7.30
<i>(BLADE 7.5"long x 2"wide x 0.125"thick w/ 2 x 0.375 holes)</i>				
ALL	Bearing Flange wo/Zerk	124300	N/A	11.35
ALL	Bearing Flange w/Zerk	124301	N/A	11.61
ALL	Bearing w/Locking Collar	124302	N/A	62.28
40/60	Lower Drive Belt	HB0635J2	N/A	74.90
HB0630J2 subs to HB0635J2				
80/88	Lower Drive Belt	HB0685J2	N/A	78.20
HB0680J2 subs to HB0685J2				
40/60	Upper Drive Belt	HC0700	N/A	59.12
80/88/2588/7088	Upper Drive Belt	HC0755	N/A	64.10
2588	Lower Drive Belt	HB1380J2	N/A	151.10
7088/5088/6088	Lower Drive Belt	HB1360J2	N/A	239.54
ALL	2 Speed Drive Kit	188185	N/A	475.00





# Miscellaneous - continued

## Replacement blade kit




FITS MODEL	PART#	OEM#	LIST PRICE
	188190KIT	N/A	\$159.60

KIT FITS MODELS AFTER CHOPPER SERIAL #  
 40/60 SERIES # 4325  
 80 SERIES # 5138  
 88 SERIES # 6181

FITS ALL TSR MODELS CIHD88N, CIHD2588, CIHD7088


KIT INCLUDES: 6 ROTOR BLADES                      PART # 92530  
 (ROTOR BLADE 5.9"long x 2.5" wide@widest point x 0.25"thick w/holes 0.89 & 0.375)  
                     6 TRUNION BUSHINGS                      PART # T787  
                     6 BOLT/NUT                                      PART # 413816  
                     6 STATIONARY BLADES                      PART # 142141  
 (STATIONARY BLADE 7.5"long x 2"wide x 0.125"thick w/2 0.375 holes)

## Replacement Idlers



FITS MODEL	DESCRIPTION	PART#	OEM#	LIST PRICE
FITS TSR MODELS 40/44/60/66 SERIES				
	Idler	CVI-84-010	N/A	48.10
FITS ALL TSR MODELS 80/88 SERIES				
	Idler	CVI-100-010	N/A	58.12
FITS ALL TSR MODELS—DOUBLE BELT				
	Flat Idler	208032080-110	N/A	68.40
	REPLACEMENT 2 SPEED IDLER	210456104-110	N/A	94.14

# Hydraulic Cylinder Stops



## 2021 TSR Cylinder Stop

Part #	Description	MSRP
TSR 19025	1/4" depth stop	\$6.53
TSR 19037	3/8" depth stop	\$7.12
TSR 19050	1/2" depth stop	\$7.96
TSR 19062	5/8" depth stop	\$8.61
TSR 19075	3/4" depth stop	\$9.23
TSR 19100	1" depth stop	\$10.49
TSR 19112	1 1/8" depth stop	\$11.11
TSR 19125	1 1/4" depth stop	\$11.77
TSR 19144	1 7/16" depth stop	\$12.67
TSR 19150	1 1/2" depth stop	\$13.12
TSR 19162	1 5/8" depth stop	\$13.59
TSR 19200	2" depth stop	\$15.43
TSR 19300	3" depth stop	\$25.38
TSR 19400	4" depth stop	\$30.87
TSRKIT190	KIT INCLUDES: TOTE BAR 2-3/8" 4-1/2" 2-5/8" 2-3/4" 2-1" 1-1 1/4" 1-1 1/2"	\$153.53
TSRKIT191	KIT INCLUDES: MINI TOTE BAR 2-1/4" 1-1/2" 1-5/8" 1-3/4" 1-1 1-1 1/2"	\$82.98
TSR TOTE	Large Tote Bar Only	\$25.92
TSR MINITOTE	Mini Tote Bar Only	\$20.75



TSR PARTS INC  
13540 TREVOR DRIVE  
COLGATE, ND 58046  
800-582-2432  
OUTSIDE US  
701-945-2777  
[WWW.TSRPARTS.COM](http://WWW.TSRPARTS.COM)