





| | | | |
|--|--|------------------|--|
| Subject-English | LEVEL- B1 | Class--II | Lesson- FIRST DAY AT SCHOOL HALDI'S ADVENTURE |
| SKILL FOCUSED | TARGET LEARNING OUTCOMES | | SUGGESTED STRATEGIES |
| <ul style="list-style-type: none"> • Reading • Listening • Vocabulary • Spelling • Speaking • Writing • Awareness | <p><i>Able to comprehend;</i> <i>Listen with attention ;</i> <i>Improve vocabulary;</i> <i>Learn spelling ;</i> <i>Able to speak short sentences;</i> <i>Improve handwriting</i></p> | | <ul style="list-style-type: none"> • Individual task • Team task  |

ACTIVITY: 1

TLO: Speaking short sentences and using simple action words with -ing

Q1. Read out the sentences loud :

| | | |
|---|--------------------------|---|
| 1.  | 1. The boy is laughing. | Now you too laugh out as loud as you can! |
| 2.  | 2. The woman is cooking. | What breakfast you bring to the school? |
| 3.  | 3. The man is reading. | Do you like reading? |
| 4.  | 4. Children are playing. | With whom you like to play the most? |
| 5.  | 5. The girl is painting. | Do you like to paint? |
| 6.  | 6. The man is driving. | Do you like to ride bicycle? |
| 7.  | 7. The bird is flying. | Can you fly? |


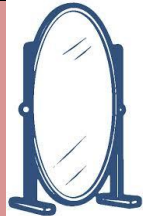
| | | |
|---|----------------------------------|-------------------------------------|
| <p>8. </p> | <p>8. The girl is writing.</p> | <p>Do you like to write?</p> |
| <p>9. </p> | <p>9. The boy is eating.</p> | <p>What do you like to eat?</p> |
| <p>10. </p> | <p>10. The girl is sleeping.</p> | <p>How many hours do you sleep?</p> |

ACTIVITY: 2

TLO: Relating words with pictures ; Getting familiar with action words

Q2. Below given are few action words. Match the words with the pictures.

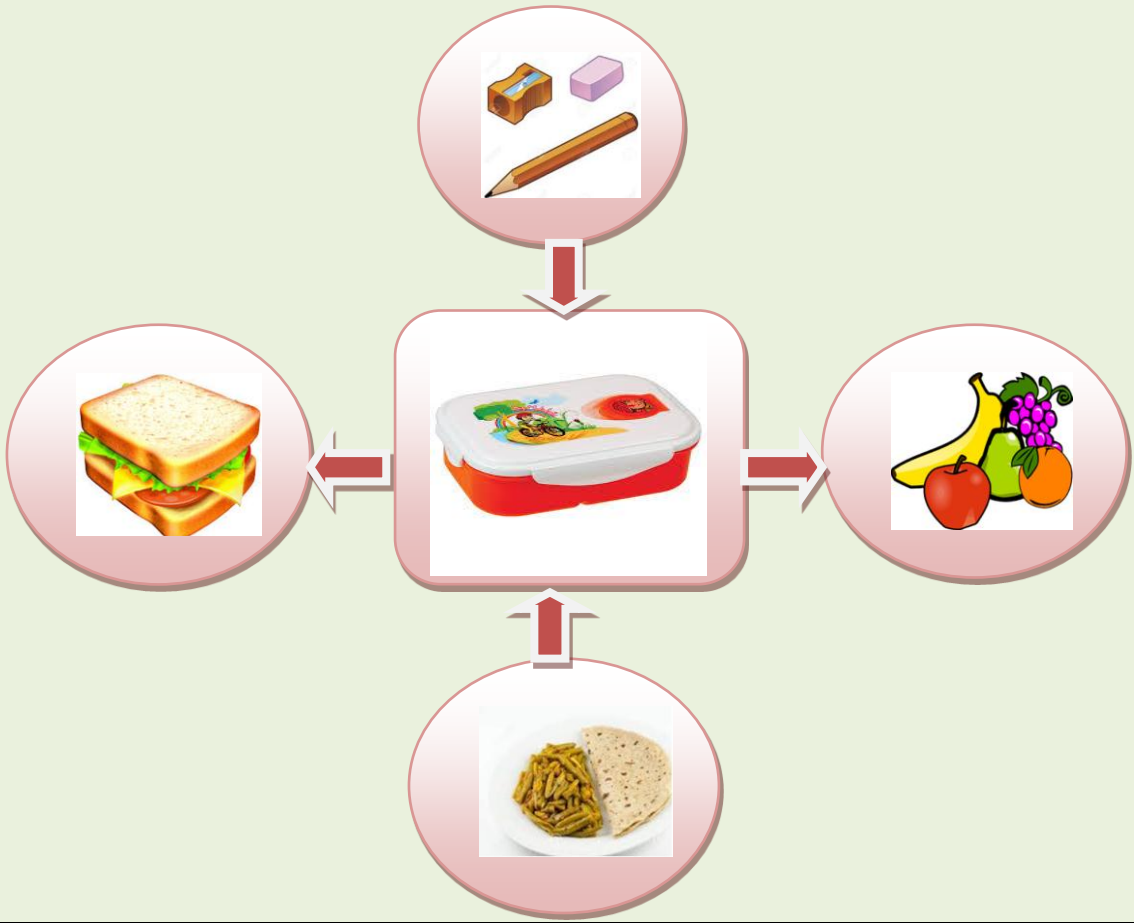
SLEEP; KEEP; COOK; SIT ; TRAVEL ; WRITE ; PLAY ; LOOK ; BATH ; JUMP



ACTIVITY: 3

TLO: Relating pictures with habits







Q3. What things do you carry in your lunch box?




ACTIVITY: 4

TLO: Understanding instructions









Q4. Read the given instructions loud and follow them:

| | | | |
|--|-------------------------|--|------------------------|
|  | KEEP QUIET |  | LISTEN PROPERLY |
|  | RAISE YOUR HANDS |  | SEE CAREFULLY |
|  | THROW INSIDE |  | WALK IN LINE |

| | | | |
|--|--|--|---------------------------------------|
| Subject-English | LEVEL- B1 | Class--II | Lesson- I AM LUCKY; I WANT |
| SKILL FOCUSED | TARGET LEARNING OUTCOMES | SUGGESTED STRATEGIES | |
| <ul style="list-style-type: none"> • Reading • Listening • Vocabulary • Spelling • Speaking • Writing • Awareness | <ul style="list-style-type: none"> Able to comprehend; Listen with attention ; Improve vocabulary; Learn spelling ; Able to speak short sentences; Improve handwriting | <ul style="list-style-type: none"> • Individual task • Team task  | |

ACTIVITY 1











TLO: Adding words to Vocabulary

| | | | |
|--|---------------|--|----------------|
| Q1. Look at the pictures and read out action words loud: | | | |
|  | AGREE |  | FILL |
|  | BOUNCE |  | MIX |
|  | CLAP |  | PRAY |
|  | DIG |  | STRETCH |
|  | ENTER |  | THINK |

ACTIVITY 2

TLO: Use of HAS/ HAVE





**Q2. Remember! Use like this:
I, WE, YOU, THEY – HAVE
HE, SHE, IT - HAS**

| | | | | |
|--|--|--------------------|--|------------------------------|
|  | | I HAVE AN APPLE. |  | I _____ [BAG] |
|  | | SHE HAS A BICYCLE. |  | SHE _____ [UMBRELLA] |
|  | | THEY HAVE BOOKS. |  | THEY _____ [BALLOONS] |
|  | | HE HAS A BASKET. |  | HE _____ [CAMERA] |
|  | | WE HAVE CARDS. |  | WE _____ [PETS] |

ACTIVITY 3

TLO: Use of HAS/ HAVE; Making short sentences

Q3. Use I, WE, YOU, THEY, HE,SHE in the blanks and make sentences:

| | | | |
|------------------|---|------------------|---|
| _____ have _____ |  | _____ has _____ |  |
| _____ has _____ |  | _____ have _____ |  |

ACTIVITY 4

TLO: Use of Past tense by adding -ed to the action words




**Q4. When a work is done , add -ed after action words. Look at the examples given below:
Action words used are : FINISH; RAISE; COMB;WASH;PLAY;COOK;PULL;CLEAN;PAINT ;DANCE**

| | | | |
|--|---------------------|--|-------------------------|
|  | JOHN FINISHED FOOD. |  | MOTHER COOKED FOOD. |
|  | MALA RAISED HAND. |  | KISHAN PULLED THE CART. |
|  | RAJU COMBED HAIR. |  | THEY CLEANED. |
|  | RADHA WASHED HANDS. |  | MONU PAINTED. |
|  | MY FRIENDS PLAYED. |  | THEY DANCED. |

ACTIVITY 5

TLO: Use of HAS/ HAVE; Making short sentences

**Q5. Now add -ed to the given actions words and match them with the pictures. Make sentences:
TALK ; THANK ; LOOK ; CHECK ; WALK ; PUSH**

| | | |
|--|---|---|
|  |  |  |
|  |  |  |

TEST YOURSELF

Q1. Add -ing to the following action words. Fill in the blanks using the action words with -ing.

PRESENT ; WAIT ; PAINT ; DRAW ; LISTEN ; CLIMB ; OPEN ;



THE POSTMAN IS

_____.



GIRLS ARE

_____.



SONU IS _____.



MOHAN IS

_____.



KIDS ARE

_____.



THE MAN IS

_____ THE
DOOR.



LATA IS _____.



THEY ARE _____.

Q2. Given below is the picture of a cupboard. Around it, some things are given. Put in the box for the things you can keep inside and in the box for the things you can not keep inside.









Q3. Given below are some instructions. Match them with the pictures.

1. LOOK AT THE BLACK BOARD
2. START WRITING
3. KEEP SILENCE

4. STAND IN A LINE
5. PAY ATTENTION
6. FOLLOW ME



Q4. Match the action words with the given pictures:

AGREE ; FILL ; BOUNCE ; MIX ; CLAP ; PRAY ; DIG ; STRETCH ; ENTER ; THINK





Q5. Fill in the blanks using HAS/ HAVE:



_____ BAGS.



_____ CARDS.



_____ BICYCLES.



_____ A BALL.

Q6. Add -ed to the following action words and fill in the blanks by matching with the pictures:


KICK ; PASS ; DRESS ; BRUSH



SHE _____.




HE _____.



SHE _____.



THEY _____.


| | | | |
|--|--|------------------|--|
| Subject-English | LEVEL- B1 | Class--II | Lesson- A SMILE; THE WIND AND THE SUN |
| SKILL FOCUSED | TARGET LEARNING OUTCOMES | | SUGGESTED STRATEGIES |
| <ul style="list-style-type: none"> • Reading • Listening • Vocabulary • Spelling • Speaking • Writing • Awareness | <p>Able to comprehend; Listen with attention ; Improve vocabulary; Learn spelling ; Able to speak short sentences; Improve handwriting</p> | | <ul style="list-style-type: none"> • Individual task • Team task  |

ACTIVITY 1

TLO: Learning Prepositions

Q1. Learn the use of the following prepositions:

IN, AT, BY,



I WAKE UP _____ SIX _____ THE MORNING.


AT

IN



THE PAINTING IS MADE _____ MY BROTHER.

BY



WE PLAY _____ FIVE _____ THE EVENING.

AT

IN



THE BOY CLIMBED _____ THE TREE.
ON



FOOD IS COOKED _____ MY MOTHER.
BY

ACTIVITY 2

TLO: Sentence formation

Q2. Given below are jumbled sentences. One has been solved for you. Do the remaining.



READS HE

HE READS.



SLIDE THEY



SING WE



WRITE I



DRIVES SHE

ACTIVITY 3

TLO: Sentence formation

Q3. Given below are set of words. Add IS/ ARE [with singular add IS, with plural add ARE] along with _ing in the action words to make a complete sentence. Repeat the last letter in all action words. First has been done for you.



BOY DIG GROUND

THE BOY IS DIGGING THE GROUND.




THEY RUN



HE SWIM



GIRLS SKIP

| | | | |
|--|--|------------------|--|
| Subject-English | LEVEL- B1 | Class--II | Lesson- RAIN; STORM IN THE GARDEN |
| SKILL FOCUSED | TARGET LEARNING OUTCOMES | | SUGGESTED STRATEGIES |
| <ul style="list-style-type: none"> • Reading • Listening • Vocabulary • Spelling • Speaking • Writing • Awareness | <p><i>Able to comprehend;</i> <i>Listen with attention ;</i> <i>Improve vocabulary;</i> <i>Learn spelling ;</i> <i>Able to speak short sentences;</i> <i>Improve handwriting</i></p> | | <ul style="list-style-type: none"> • Individual task • Team task  |

ACTIVITY 1

TLO: Understanding instructions in the class

Q1. Understand the given instructions and follow them:




1. Stand up.
2. Go to the *board*.
3. Write *your name*.
4. Erase *your name*.
5. Sit down./Take *your seat*.



6. Open your book.
7. Read page eight.
8. Study page eight.
9. Close your book.
10. Put away your book.




11. Listen to the question.
12. Raise your hand.
13. Give the answer.
14. Work in groups.
15. Help each other.



16. Do your homework.
17. Bring in your homework.
18. Go over the answers.
19. Correct your mistakes.
20. Hand in your homework.



21. Take out a piece of paper.
22. Pass out the tests.
23. Answer the questions.
24. Check your answers.
25. Collect the tests.











26. Lower the shades.
27. Turn off the lights.
28. Turn on the projector.
29. Watch the movie.
30. Take notes.

ACTIVITY 2

TLO: Understanding terminology of basic body parts

Q2. Learn the names of the following body parts:




| | | | | | | | |
|--|--|---|--|--|--|---|--|
|  | |  | |  | |  | |
| FOREHEAD | | SHOULDER | | ELBOW | | NECK | |
|  | |  | |  | |  | |
| KNEE | | CHEEK | | CHIN | | TOE | |


ACTIVITY 3



TLO: Learning the use of AND

Q3. Given below are some words. Match them with the words in the exercise using AND. First one has been done for you.

WOMAN; SON; KING ; LIONESS ; TIGER ;

| | |
|--|-----------------------|
|  | MAN AND WOMAN |
|  | DAUGHTER _____ |
|  | QUEEN _____ |





| | |
|---|-------------------|
|  | LION _____ |
|---|-------------------|

| | | |
|--|---|--------------------|
|  |  | TIGER _____ |
|--|---|--------------------|

ACTIVITY 4

TLO: Learning the use of AND

Q4. Match the pairs :

| | | | |
|---|------------------------|---|----------------------|
|  | TALL AND SHORT |  | CUP AND PLATE |
|  | STRONG AND WEAK |  | THIN AND FAT |

TEST YOURSELF

Q1. Fill in the blanks with IN, AT, BY, ON :

| | | |
|--|---|--|
|  |  | WE TAKE DINNER _____ NINE IN THE NIGHT. |
| |  | THE BOOKS ARE _____ THE TABLE. |
| |  | CHILDREN PLAY _____ THE GARDEN. |



HE SITS _____ THE CHAIR.



SHE PUTS CLOTHES _____ THE CUPBOARD.



I SLEEP _____ TEN IN THE NIGHT.

Q2. Rewrite the sentences in meaningful order:



RUN THEY ON THE ROAD

THEY _____ THE ROAD.



COOKS SHE IN THE KITCHEN

SHE _____ THE KITCHEN.

Q3. Fill in the blanks with IS/ARE and add -ing to the action word:



THEY _____ [READ]



HE _____ [JUMP]





THEY _____ [SING]



SHE _____ [WASH]

Q4. Identify these body parts:




| Subject-English | LEVEL- B1 | Class--II | Lesson- ZOO MANNERS; FUNNY BUNNY |
|--|--|-----------|--|
| SKILL FOCUSED | TARGET LEARNING OUTCOMES | | SUGGESTED STRATEGIES |
| <ul style="list-style-type: none"> • Reading • Listening • Vocabulary • Spelling • Speaking • Writing • Awareness | <ul style="list-style-type: none"> Able to comprehend; Listen with attention ; Improve vocabulary; Learn spelling ; Able to speak short sentences; Improve handwriting | | <ul style="list-style-type: none"> • Individual task • Team task  |

ACTIVITY 1

TLO: Learn about Animal world

Q1. Do you identify these animals ?



HEN




CAT



LION



SHEEP



HORSE




DOG

TLO: Learn about Animal world

ACTIVITY 2


Q2. Now know about the sounds these animals make!



CLUCKS




MEW




ROAR



BLEAT



NEIG




BARK

TLO: Learn about Animal world

ACTIVITY 3

Q2. Now know about the HOMES these animals live in!



COOP




CAGE




DEN



PEN




STABLE



KENNEL



| | | | |
|--|--|--|--|
| Subject-English | LEVEL- B1 | Class--II | Lesson- MR. NOBODY; CURLY LOCKS AND THE THREE BEARS |
| SKILL FOCUSED | TARGET LEARNING OUTCOMES | SUGGESTED STRATEGIES | |
| <ul style="list-style-type: none"> • Reading • Listening • Vocabulary • Spelling • Speaking • Writing • Awareness | <ul style="list-style-type: none"> Able to comprehend; Listen with attention ; Improve vocabulary; Learn spelling ; Able to speak short sentences; Improve handwriting | <ul style="list-style-type: none"> • Individual task • Team task  | |

Q1. Learn about the names of months in the year as given below:

How many months make a year?

Twelve months make a year.

Which is the first month of the year?

January is the first month of the year.

Which is the second month of the year?

February.

Which is the third month of the year?

March.

Which is the fourth month of the year?

April.

Which is the fifth month of the year?

May.

Which is the sixth month of the year?

June.

MONTHS

...nth of the year?

...nth of the year?

...th of the year?

...th of the year?

...month of the year?

... of the year?

MO

December.

ACTIVITY 2

TLO: Learn about names of DAYS in a week

Q1. Learn about the names of days in the week as given below:

How many days are there in a week?

There are seven days in a week.

Which is the first day of the week?

Sunday is the first day of the week.

Which is the second day of the week?

Monday is the second day of the week.

Which is the third day of the week?

Tuesday is the third day of the week.

Which is the fourth day of the week?

Wednesday is the fourth day of the week.

DAYS

...e fifth day of the week?

...the fifth day of the week.

...e sixth day of the week?

...e sixth day of the week.

...e seventh or last day of the week?

...the last day of the week.

...days make a week?


...make a week.

DA

ACTIVITY 3

TLO: Learn about names of months in a year in a sequence

Q3. Repeat loudly the names of months in a sequence :





ACTIVITY 4

TLO: Learn about names of DAYS in a week sequence

Q4. Repeat loudly the names of DAYS in a sequence :



**TEST
YOURSELF**

Q1. Match the animals with the sounds they make :




NEIGH



MEW




ROAR



BLEAT



BARK



CLUCKS

Q1. Match the animals with the HOMES they live in :




STABLE



DEN




CAGE



PEN



COOP



KENNEL

Q3. Which months will come in the empty boxes?




Q3. Which DAYS will come in the empty boxes?


SUNDAY



TUESDAY



THURSDAY




Subject-English

LEVEL- B1

Class--II

Lesson- ON MY BLACKBOARD I CAN DRAW;

| | | MAKE IT SHORTER |
|--|--|--|
| SKILL FOCUSED | TARGET LEARNING OUTCOMES | SUGGESTED STRATEGIES |
| <ul style="list-style-type: none"> • Reading • Listening • Vocabulary • Spelling • Speaking • Writing • Awareness | <p>Able to comprehend; Listen with attention ; Improve vocabulary; Learn spelling ; Able to speak short sentences; Improve handwriting</p> | <ul style="list-style-type: none"> • Individual task • Team task  |

ACTIVITY 1

Q1. TALK ABOUT ONESELF !

TLO: Talk about oneself in short sentences

Who are you?
I am a boy. (Or) I am a girl.

What is your Surname?
My Surname is.....

What is your name?
My name is



What class are you studying?
I am studying.....

How old are you?
I am 12 years old.

When is your birth day?
My birthday is on.....

ACTIVITY 2


TLO: Simple sentence construction ; Introducing oneself

Q2. Tell more about yourself !

When do you get up/Wakeup?
I get up at 5 O'clock in the morning.

When do you go to school?
I go to School at

How do you go to school?
I go to school on foot/by bus.



When do you go to bed?
A.I goes to bed at 10.P.M.

What color is your hair?
My hair is black.

What language do you speak at home?
A.I speak Telugu at home/?

Who is your best friend?
_____ is my best friend.

ACTIVITY 3

TLO: Simple sentence construction ; Introducing oneself

Q3. Tell about one self and likes and dislikes:

*Where do you live?
I live in/at.....
What is your hobby?
My hobby is.....
How old were you last year?
I was.....years old last year*



*Who do you like the most in your family?
I like my Mother the most in my family.
Who cooks foods in your house?
My Mother cooks food in my house.
What is your favorite game?
_____ is my favorite game.*

ACTIVITY 4

TLO: Simple sentence construction ; Talking about the Classroom

What is the name of your class teacher? (Or) Who is your class teacher?

The name of my class teacher is (Or)is my class teacher.

Who is your class monitor?

.....is my class monitor.

Who is your English teacher? (Or) Who teacher you English?

A.....sir is English teacher.

How many boys are there in your class?

There are.....boys in my class.

How many girls are there in your class?

There aregirls in my class.



What do you say when your teacher come to your class in the morning?

We say 'Good morning Sir'.

What do you say to your teacher in the afternoon?

I say Good afternoon Sir/Madam.

What do you say to your teacher in the evening?


I say Good evening Sir?

How many doors are there in your class?

There are two doors in my class.

How many windows are there in your class?

There are two windows in my class.

| SKILL FOCUSED | TARGET LEARNING OUTCOMES | SUGGESTED STRATEGIES |
|--|--|--|
| <ul style="list-style-type: none"> • Reading • Listening • Vocabulary • Spelling • Speaking • Writing • Awareness | <ul style="list-style-type: none"> • Able to comprehend; • Listen with attention ; • Improve vocabulary; • Learn spelling ; • Able to speak short sentences; • Improve handwriting | <ul style="list-style-type: none"> • Individual task • Team task  |

ACTIVITY 1

Q1. Identify these musical instruments:

TLO: Simple sentence construction ; Talking about the Classroom



VIOLIN




GUITAR



TABLA



DRUM



FLUTE



PIANO



SITAR



HARMONIUM

ACTIVITY 2

TLO: Simple sentence construction ; Use of Has/ Have

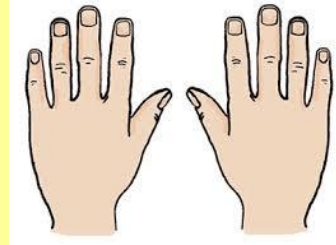
Q1. Learn the use of HAS/HAVE in questions and answers:

**HAVE YOU
THREE
PENCILS?**



**YES , I HAVE
THREE
PENCILS.**

**HAVE YOU
TWELVE
FINGERS?**



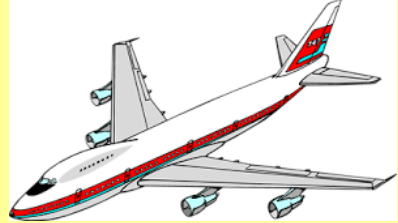
NO, I HAVEN'T.

**HAVE YOU
GOT A
BICYCLE?**



**YES, I HAVE
GOT A
BICYCLE.**

**HAVE YOU GOT
AN
AEROPLANE?**



NO, I HAVEN'T.

**HAVE YOU A
BROTHER?**



**YES, I HAVE A
BROTHER.**

**HAVE YOU GOT
THREE EYES?**



NO, I HAVEN'T.

**HAVE YOU A
HOUSE?**



**YES, I HAVE A
HOUSE.**

**HAVE YOU GOT
5 BOOKS?**



NO, I HAVEN'T.

**HAVE YOU A
TV?**



**YES, I HAVE A
TV.**





**HAVE YOU
THREE HANDS?**









NO, I HAVEN'T.

TEST YOURSELF

Q1. Introduce yourself :

| | | | |
|---|---|--|---|
| <p>What is your name? My name is</p> <p>What class are you studying? I am studying.....</p> <p>....</p> <p>How old are you? I am 12 years old.</p> <p>What is your hobby? My hobby is.....</p> <p>How old will you be next year? I will be.....years old next year.</p> |   | <p>When is your birthday? My birthday is on.....</p> <p>What is your height? My height is.....</p> <p>What is your weight? My weight is.....</p> <p>How old were you last year? I was.....years old last year.</p> |   |
|---|---|--|---|

Q2. Identify these musical instruments ?

| | | | |
|---|--|--|--|
|  | |  | |
|  | |  | |
|  | |  | |



Q3. Answer the following YOURSELF in complete sentences using HAVE/HAS:

A: How many hands have you?

B: I have two hands.

A: How many legs have you?

B: I have two legs.

A: How many eyes have you?

B: I have two eyes.

A: How many ears have you?

B: I have two ears.



A: How many brothers have you?

B: I have one brother.

A: How many sisters have you?

B: I have two sisters.

A: How many uncles have you?

B: I have one uncle.

A: How many friends have you?

B: I have many friends.

A: How many pens have you?

B: I have two pens.

A: How many fingers have you?

B: I have 20 fingers.

A: How many one rupee coins have you?

B: I have five one rupee coins.

A: How many colors have our national flag?

B: Our national flag has three colors.

A: How many legs have animals?

B: Animals have four legs.





A: How many wheels have a bicycle?

B: A bicycle has two wheels.

A: How many legs have birds?

B: Birds have two legs.

A: How many wings has a birds?


B: A bird has two wings.

A: How many colors has a rainbow?

B: A rainbow has seven colors.

A: How many aunts have you?

B: I have two aunts.

| | | | |
|--|--|--|--|
| Subject-English | LEVEL- B1 | Class--II | Lesson- GRANNY GRANNY PLEASE COMB MY HAIR; THE MAGIC PORRIDGE POT |
| SKILL FOCUSED | TARGET LEARNING OUTCOMES | SUGGESTED STRATEGIES | |
| <ul style="list-style-type: none"> • Reading • Listening • Vocabulary • Spelling • Speaking • Writing • Awareness | <p><i>Able to comprehend;</i> <i>Listen with attention ;</i> <i>Improve vocabulary;</i> <i>Learn spelling ;</i> <i>Able to speak short sentences;</i> <i>Improve handwriting</i></p> | <ul style="list-style-type: none"> • Individual task • Team task  | |

ACTIVITY 1

TLO: Simple sentence construction ; Yes/ No sentences

Q1. Answer the following in complete sentences: USE YES/NO:

A: Can you ride a bicycle?
B: Yes, I can ride a bicycle.
A: Can you write with your left hand?
B: No, I can't write with my left hand.
A: Can you speak English well?
B: Yes, I can.
A: Can you read any English book?
B: No, I can't.



A: Can you swim?
B: No, I can't swim.
A: Can you climb a tree?
B: No, I can't.
A: Can you say some names of birds?
B: Yes, I can.
A: Can you say some names of animals?
B: Yes, I can.

A: Can you play cricket?
B: Yes, I can.
A: Were you absent yesterday?
B: Yes, I was absent yesterday.
A: Were you present yesterday?
B: Yes, I was present yesterday.
A: Do you get up early?
B: Yes, I get up early.



A: Do you tell lies?
B: No, I don't tell lies.
A: Do you go to school on Sunday?
B: No, I do not go to school on Sunday.
A: Do you like your school?
B: Yes, I like my school.
A: Do you play in the evening?
B: Yes, I play in the evening.

ACTIVITY 2**TLO: Simple sentence construction with the help of pictures****Q2. Use pictures to construct a sentence:**

THERE _____ [IS/ARE] A BOOK _____ [ON/IN] THE
_____ [CHAIR/TABLE].



THERE _____ [IS/ARE] CHILDREN _____ [ON/IN] THE
_____ [GARDEN/CLASSROOM].


ACTIVITY 3**TLO: Learning about Adjectives**

Match each sentence to the correct picture. Write the letter of the sentence in the box.

- A. The man's hair is gray and curly.
- B. A charming lady in a short dress is working in a green and white kitchen.
- C. Surprised animals are driving colorful cars down a broad road.
- D. A tall and thin man is trying to lift the heavy weights.
- E. A red and white train on the rail road tracks looks new.











ACTIVITY 4

TLO: Learning about Adjectives

Q4. Look at the given adjectives and understand them :



CRYING BABY



LAUGHING BABY



FAT BOY



THIN GIRL



LAZY BOY



ACTIVE BOY




MOVING TRUCK



STANDING BUS



ANGRY WOMAN



SMILING WOMAN

CRYING; HAPPY; FAT; THIN; LAZY; ACTIVE;

MOVING; STANDING; ANGRY; SMILING


ACTIVITY 5

TLO: Learning about Comparisons

Angry - angrier – angriest
 Big - bigger - biggest
 Brave - braver - bravest
 Bright - brighter - brightest
 Cold - colder - coldest
 Cool - cooler - coolest
 Dark - darker - darkest
 Dull - duller - dullest
 Early - earlier - earliest
 Easy - easier - easiest
 Fine - finer - finest
 Fresh - fresher - freshest







Hard - harder - hardest
 Heavy - heavier - heaviest
 Light - lighter - lightest
 Long - longer - longest
 New - newer – newest
 Old - older - oldest
 Quick - quicker - quickest
 Rich - richer - richest
 Small - smaller – smallest
 Sweet - sweeter - sweetest
 Thin - thinner - thinnest

| | | | |
|------------------------|---------------------------------|------------------|---|
| Subject-English | LEVEL- B1 | Class--II | Lesson- STRANGE TALK; THE STORY OF GRASSHOPPER AND THE ANT |
| SKILL FOCUSED | TARGET LEARNING OUTCOMES | | SUGGESTED STRATEGIES |

| | | |
|--|--|--|
| <ul style="list-style-type: none"> • Reading • Listening • Vocabulary • Spelling • Speaking • Writing • Awareness | <p>Able to comprehend; Listen with attention ; Improve vocabulary; Learn spelling ; Able to speak short sentences; Improve handwriting</p> | <ul style="list-style-type: none"> • Individual task • Team task  |
|--|--|--|

ACTIVITY 1





Q2. Now know about the young ones of these animals!


| | | | | | |
|---|---------------------|--|---|--|---------------------|
|  | <p>CHICK</p> |  | <p>the animals and KITTE</p> |  | <p>CUB</p> |
|  | <p>LAMB</p> |  | <p>FOAL</p> |  | <p>PUPPY</p> |

ACTIVITY 2

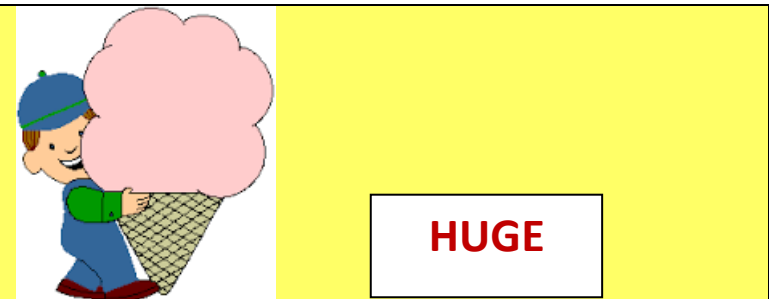
TLO: Learn about opposites

Q3. Learn about the opposites :

| | | | |
|---|---------------------|--|-------------------------|
|  | <p>AGREE</p> |  | <p>DISAGREE</p> |
|  | <p>TIRED</p> |  | <p>ENERGETIC</p> |



TINY




HUGE



WINDY



CALM



CONFIDENT



NERVOUS

ACTIVITY 3

TLO: Talk about family

Q1. Talk about your family by answering these questions in complete sentences:

What is your father's name?

My father's name is

What is your mother's name?

My mother's name is



What your elder brother's name?

My elder brother's name is

What is your younger brother's name?

My younger brother's name is

What is your elder sister's name?

My elder sister's name is

What is your younger sister's name?

My younger sister's name is



What is your uncle's name?

My uncle's name is

What is your Aunt's name?

My Aunt's name is

What is your best friend's name?

My best friend's name is

TEST YOURSELF

Q1. Answer the following in complete sentences: USE YES/NO:

A: Can you ride a bicycle?

B:

A: Can you write with your left hand?

B:

A: Can you speak English well?

B: A: Can you read any English book?

B:



A: Can you swim?

B:

A: Can you climb a tree?

B:

A: Can you say some names of birds?

B: A: Can you say some names of animals?

B:

A: Can you play cricket?

B:

A: Were you absent yesterday?

B:.

A: Were you present yesterday?

B:

A: Do you get up early?

B:



A: Do you tell lies?

B:

A: Do you go to school on Sunday?

B:


A: Do you like your school?

B:

A: Do you play in the evening?

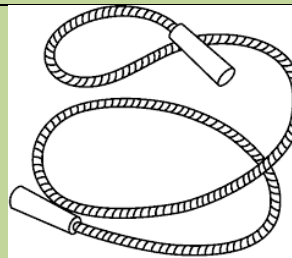

B:

Q2. Can you tell the names of young ones of these animals!



Q3. Below given are few action words. Match the words with the pictures.

SLEEP; KEEP; COOK; SIT ; TRAVEL ; WRITE ; PLAY ; LOOK ; BATH ; JUMP



Q4. TALK ABOUT ONESELF !

Who are you?

I am _____

What is your Surname?

My Surname is.....

What is your name?



What class are you studying?

I am studying.....

How old are you?

I am _____ years old.

When is your birth day?

My name is

My birthday is on.....

Q5. Keep your fingers on the food which is healthy food !



HEALTHY FOOD



Q6. Put a  for the things you should do and  for the things you should not do.





Q7. Point out the things you want to do and the things which you don't want to do:



I WANT TO







I DON'T WANT
TO



Q8. Tell whether they are countable or uncountable nouns:





Education is the most powerful weapon which you can use to change the world. Education is not preparation for life; education is life itself. The function of education is to teach one to think intensively and to think critically. Intelligence plus character - that is the goal of true education.