



Summer Review For Students Entering First Grade

I am so excited that your child will be in my first grade class next year! I know that we are going to have such a wonderful year together. In first grade we will continue to become better readers and learn many new math skills!

READING

Learning to read is a lot like learning to ride a bicycle- practice makes perfect! During the summer it is very important for your child to continue to use newly acquired reading and writing skills. By reading during the summer you can make sure your child does not lose skills gained during the school year. As you and your child read this summer please use the attached reading log. Attached you will also find the required reading activities.

MATH

In kindergarten your child had a busy year learning new math skills. Mastery of these skills is extremely important in order to develop a solid math foundation. In first grade we will continue to add to the skills learned in kindergarten. Please have your child complete this packet and return it on the first day of the 2016-2017 school year.

I am looking forward to seeing you in September!

Ms. Megonigal

Entering First Grade Summer Math Packet

Name: _____

1. Fill in the missing numbers:

1, _____, 3, 4, 5, _____, _____, 8, 9, _____, 11, _____,

13, _____, _____, _____, 17, 18, _____, _____, _____, _____,

_____, _____, _____, 26, 27, _____, _____, _____, _____,

_____, _____, _____, _____, _____, _____, _____, _____, _____,

_____, _____, _____, _____, _____, _____, _____, _____, _____,

_____.

2. Skip count by 2's:

2, 4, _____, _____, _____, _____, _____, _____.

3. Skip count by 5's:

5, 10, _____, _____, _____, _____, _____, _____.

4. Fill in the missing numbers:

_____, 11, _____ _____, 14, _____ _____, 18, _____

8, 9, _____ 15, _____, 17 _____, 6, _____

5. Circle the group that has more:



6. Circle which one has less:



7. List the value of each coin:



Quarter



Nickel



Dime



Penny

8. Fill in the blanks, skip count by 10's:

| | | | | | | | | | |
|----|--|--|--|--|----|--|--|--|-----|
| 10 | | | | | 60 | | | | 100 |
|----|--|--|--|--|----|--|--|--|-----|

9. Write these numbers from smallest to largest:

13, 16, 23, 7.

A. 13, 23, 16, 7

B. 16, 13, 23, 7

C. 7, 13, 21, 23


10. Color in the LAST 5 shapes:



11. Color in the FIRST 3 shapes:



12. Color in the MIDDLE shape:



13. Find the sum:

$$\begin{array}{ccccccc} \heartsuit & \heartsuit & \heartsuit & \heartsuit & + & \heartsuit & \heartsuit & = & \underline{\hspace{2cm}} \end{array}$$

14. Find the sum:

$$\begin{array}{ccccccccccc} \text{♪} & \text{♪} & \text{♪} & \text{♪} & \text{♪} & \text{♪} & + & \text{♪} & \text{♪} & \text{♪} & \text{♪} & = & \underline{\hspace{2cm}} \end{array}$$

15. What part of the day do you come to school in 1st grade?

- A. Morning
- B. Afternoon
- C. Evening

16. What part of the day do you go to bed?

- A. Morning
- B. Afternoon
- C. Evening

17. What part of the day do you leave school?

- A. Morning
- B. Afternoon
- C. Evening

18. Which number is ONE LESS than 8?

- A.6
- B.7
- C.9

19. Fill in the blanks, count by 5's:

| | | | | | | | | | |
|---|--|--|----|----|--|----|--|--|-----|
| 5 | | | | 25 | | | | | 50 |
| | | | 70 | | | 85 | | | 100 |

20. If today is Sunday what day is yesterday? Circle one

Saturday

Monday

Tuesday

Friday

21. What is the name of the shape?



- A. Sphere
- B. Cube
- C. Cylinder

22. Draw a line to match the correct amount:



3



9



10



5

23. Which tool would you use for telling time?

- A. Ruler
- B. Scale
- C. Clock


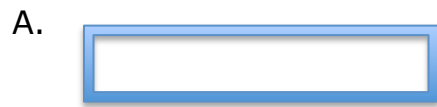
24. Fill in the blanks:

_____, 11, 12, 13, _____, _____, _____, 17

25. 1 dime is equal to:

- A. 1 cent
- B. 5 cents
- C. 10 cents

26. Circle the rectangle



27. Which object is not like the others? How is it different?



- A. The rectangle is different because it has two long sides.
- B. The triangle is different because it has three sides.
- C. The parallelogram is different because it has slanted sides.

28. Circle the item that is heavier

A. Tissue Box

B. Telephone Book

29. Circle the item that is lighter

A. Paper Clip

B. Can of Soup

30. Which shape comes next in the pattern?



A.



B.



C.



31. Circle the larger number of the two:

9

7

60

59

19

31

13

11

41

29

28

31

44

30

14

24

32. Draw a line from the number to the number word:

| | |
|----|-------|
| 1 | seven |
| 2 | three |
| 3 | one |
| 4 | nine |
| 5 | two |
| 6 | ten |
| 7 | eight |
| 8 | six |
| 9 | five |
| 10 | four |

33. Draw a line from the number to the number word:


| | |
|----|-----------|
| 11 | twenty |
| 12 | fifteen |
| 13 | seventeen |
| 14 | thirteen |
| 15 | eleven |
| 16 | fourteen |
| 17 | twelve |
| 18 | sixteen |
| 19 | eighteen |
| 20 | nineteen |

34. What is the name of the shape.



- A. Sphere
- B. Cylinder
- C. Cube

35. What is the name of the shape.



- A. Cube
- B. Rectangular Prism
- C. Sphere



Congratulations! You have completed the summer math packet! Please turn it in on the first day of the 2016-2017 school year!

SUMMER READING LOG FOR INCOMING FIRST GRADERS

| | Title | I Read It | It Was Read To Me | Parent Signature |
|----|-------|-----------|-------------------|------------------|
| 1 | | | | |
| 2 | | | | |
| 3 | | | | |
| 4 | | | | |
| 5 | | | | |
| 6 | | | | |
| 7 | | | | |
| 8 | | | | |
| 9 | | | | |
| 10 | | | | |
| 11 | | | | |
| 12 | | | | |
| 13 | | | | |
| 14 | | | | |
| 15 | | | | |
| 16 | | | | |
| 17 | | | | |
| 18 | | | | |
| 19 | | | | |
| 20 | | | | |
| 21 | | | | |
| 22 | | | | |
| 23 | | | | |
| 24 | | | | |
| 25 | | | | |

Summer Reading for First Grade

Summer is an excellent time for children to explore new ideas and to continue to grow as readers and writers. Parents and family members play an important role in building successful readers. Summer reading is vital to your child retaining and building skills he/she has learned during the past 10 months of kindergarten. Most importantly, this is a time for children to engage their imaginations, find amusement in books, and to learn to love reading.

There will be two required assignments for your child to complete by the first day of school. Your child should read at least 15 minutes a day. Books can be any genre or on any subject that is of interest to your child. A suggested summer reading list is included for your convenience.

Activity #1: Have your child read the required book over the summer and complete a quilt square based on the book. The square should be made on a 12 X 12 inch of construction paper of any color (large sheets of construction paper are usually 12 X 18 inches). The Quilt Square should have the book title, the author, an illustration and one sentence about the book. The sentence may relate to something learned, a favorite part, etc. Illustrations can be done with crayons, markers, colored pencils, cut and glue construction paper, etc. Your child should have fun with it while doing his/her best.

Activity #2: Summer Writing Journal: This activity is designed so your child can regularly practice his/her developing writing skills. Twice a month your child should write or draw what he/she has been doing (attending camp, traveling, playing at home, etc.) Your child should be encouraged to write more than one sentence. Although basic mechanics might be checked at home, such as capitalization and punctuation, there should not be over emphasis on spelling and mechanics. The goal is to keep your child writing, maintaining skill in getting their ideas down on paper and enjoying it.

Summer Journal Entry #1: How do you like summer so far?
Draw a picture of your June fun.

Summer Journal Entry #2: Did you see any fireworks on the 4th of July? Draw a picture of your 4th of July.

Summer Journal Entry #3: Are you thinking about going back to school? Are you nervous, excited, scared? Draw a picture of yourself in 1st grade.

There should be two additional journal entries. These can be anything your child chooses to write about. When your child finished their writing journal there should be at least five journal entries. Encourage your child to complete as many entries as they would like but they must complete the three listed above along with the two additional entries.

My most important tip: enjoy reading and writing with your child this summer! Remember it should be fun. If your child has some difficulty, be patient and supportive. Reading and writing is developmental. As partners in education we need to provide a positive environment that encourages children to challenge themselves. Read books over and over again to help your child get a sense of words and the association of letters in words. Most of all, enjoy yourselves! Have a safe and wonderful summer. I look forward to seeing you in September!

Ms. Jamie Megonigal

Suggested Summer Reading List for Incoming First Graders

Title

Bathtime for Biscuit
 Bears on Wheels
 Brown Bear, Brown Bear, What Do
 You See
 The Pigeon Finds a Hot Dog!
 Billy & Milly, Short & Silly
 The Pigeon Wants a Puppy!
 Little Critter series
 Corduroy
 Don't Worry Bear
 The Little Leaguer (I Can Read
 books)
 Swimmy
 Brownie and Pearl Step Out
 If You Give a Mouse a Cookie
 Pinkalicious

One Fish, Two Fish, Red Fish, Blue
 Fish
 Hi! Fly Guy
 I Can Read Books

Author

Alyssa Satin Capucilli
 Stan Berenstein
 Eric Carle

Mo Willems
 Eve B. Feldman
 Mo Willems
 Mercer Mayer
 Don Freeman
 Greg E. Foley
 Syd Hoff

Leo Lionni
 Cynthia Rylant
 Laura Numeroff
 Victoria and Elizabeth
 Kann
 Dr. Seuss

Tedd Arnold
 Various Authors

Required Reading

Title

Don't Let the Pigeon Drive the Bus

Author

Mo Willems