

SUPER HERO THEME  
TITLE: "WHERE IS OUR SUPER HERO?"

*PRESCHOOL LESSON - AGES 3 THRU 7 YEARS OLD*

LESSON #1 - WHO IS A SUPERHERO?

PURPOSE

The purpose of this lesson is to help the children understand the qualities of a "superhero". These qualities of being strong, having special powers, being confident, being brave and saving others will be introduced as qualities of Jesus, Our Superhero. They will determine that Jesus is a superhero of their life. The children will know that Matthew is a book of the Bible that will tell us about our Superhero, Jesus. The children will work on saying their numbers 1-10, recognize their color words and color an Activity Take Home Page, entitled "JESUS IS OUR SUPERHERO".

TEACHER PREPARATION

The teacher will pray for guidance and direction from God to touch and plant the seeds of the love of Jesus in each child. The teacher will be prepared to talk about their favorite superhero and how Jesus became their superhero. The teacher will read and review the pictures of the story board.

SUPPLIES NEEDED

- \_\_\_Magnetic White Board
- \_\_\_Dry Erase Markers of different colors
- \_\_\_Magnetic Tape
- \_\_\_Prepare the Story Board Pictures (See pages 5-13)
- \_\_\_Superhero Jesus (Print, cut out, laminate and put magnet on)  
(See page 7)
- \_\_\_Copies of the "Activity Take Home Page" (see page 14)
- \_\_\_Crayons
- \_\_\_Bible and "Good Work" Stickers

ROOM SET UP

- \_\_\_ Put up a door sign for your age group.
- \_\_\_ Place the Attendance Record Cards on a table with a pen for parents to fill out. Place a sticker on card.

## INTRODUCTION



The teacher will ask the children to sit around the story board. Then, introduce yourself as “I am Ms. Gloria, a superhero!” Do you think I am a superhero? Why or why not? Discuss with the children who their favorite super hero is and why. Have them describe their super hero and the things their super hero does.

## BIBLE LESSON



As the children discuss the qualities of their superhero, the teacher will put the words (story board words #1) up on the whiteboard. The teacher will encourage the words like strong, brave, special powers, confident, and wants to save others from harm or death. The teacher will then tell the children about another super hero. (Story board picture #2) This is a picture of a special super hero, Jesus. Does this super hero, Jesus, possess the same qualities as our favorite super hero? Have a discussion using the words on the storyboard making sure that the following points are made.

**STRONG – HOW STRONG WAS YOUR SUPER HERO? HOW STRONG IS JESUS?**  
Jesus was very strong....travelled many miles to preach and teach. (Story board picture #3)

**SPECIAL POWERS- WHAT ARE SOME OF THE SPECIAL POWERS YOUR SUPER HERO HAS? WHAT SPECIAL POWERS DOES JESUS HAVE?** Jesus performed many miracles (Story board pictures – Jesus turned water into wine #4; Jesus healed the sick #5; Jesus healed the Blind #6; Jesus fed 5,000 with a lunch #7-Matthew 14:13 and Jesus walked on water #8-Matthew 14:22)

**CONFIDENT- WAS YOUR SUPER HERO SURE ABOUT WHAT HE/SHE COULD DO? WAS JESUS SURE ABOUT WHAT HE WAS DOING?** Jesus preached the word of God to everyone, the poor, the rich, the sick, the fishermen and the priests. He obeyed God’s rules. (Story board picture #9)

**BRAVE- WHO DID YOUR SUPER HERO FIGHT AND WHY? WHO DID JESUS FIGHT?**  
JESUS did not physically fight, but he did conquer his enemy, Satan. Are we braver when we do not physically fight? Was Jesus extremely brave when He resisted the temptation of Satan by quoting God’s words? (Matthew 4) (Story board picture #10)

**SAVES PEOPLE-HOW DID YOUR SUPER HERO SAVE PEOPLE? HOW DOES JESUS SAVE PEOPLE?** Jesus died on the cross, a cruel death, to save people from all their sins for eternity, so people could go live with God in heaven. (Story board picture #11)

The teacher will ask the children, "Is Jesus a super hero?" Why? How do we know Jesus did all these super hero things? To answer this question, ask the children how they know about their own favorite super hero? How do they know the story of the life of their super hero? Direct the discussion to include these points...

WITNESSES-Others saw the things their super heroes did. (Story board picture #9) Did people see Jesus heal others, and other miracles? Yes, so is Jesus a superhero? Jesus had disciples who stayed with him and saw all that Jesus did.

WRITTEN WORD-Others wrote about their super heroes....comic books, television shows, books and movies. Who wrote about Jesus? (His disciples) (God) What book tells about Jesus? (Several books of the Bible, Matthew, being the one we are going to study in the Bible) (Story board picture #12)

TRUE WORDS - God spoke of his Son to others and was written down in prophecy. Are your super heroes given to us from God? No, they are from someone's imagination and not real. But Jesus is real!

## CONCLUSION

HOW CAN WE MAKE JESUS OUR SUPER HERO? We need to study God's word who tells us the truth about JESUS. We will study the book of Matthew to learn the life of JESUS, OUR SUPER HERO! Then, the teacher will take out a Bible and show the children where the book of Matthew is.

## PRAYER




The teacher will ask how we pray to God, reminding the children that we need to close our eyes, so that we are not looking at things, fold our hands, so we do not play with things and bow our heads to let God know that we recognize His awesome power. We will thank God for sending us Jesus, our SUPER HERO, to die for all our big and little sins and save us to live in heaven with God.

## GAME

This game is called "Where is Jesus, our Super Hero?" The teacher will hide the story board picture of Jesus, our Super Hero (see page 7) somewhere in the room while the children are closing their eyes. Play this game like Hide and Seek, having to count 1-10, and saying, "Ready or not, here I come to find Jesus, our Super Hero."

## SONG

The teacher will ask the children to hold hands and sing the song, "Yes, Jesus Loves Me" loudly, then softly, then walking, and running in their circle.



## ACTIVITY TAKE HOME PAGE

\_\_\_\_\_ Copies of "Activity Take Home Page" (see page 14) \_\_\_\_\_ Reward Stickers

The teacher will ask for helpers to put crayons on the table and pass out the Activity Take Home Page. The children will listen as the teacher goes over the color words and they will color their Jesus accordingly.

The teacher will explain what the colors symbolize. The blue is for the peace that Jesus gives to us; the purple is for royalty that Jesus was born from; white is for Jesus being perfect as the son of God; red is for the blood that Jesus shed for us to wash away our sins; green is for the universe that God created for us to live; brown is for the mission of telling others about God; yellow is for the glory that God bestowed upon Jesus as the son of God and orange is for the fact that we can conquer Satan and go to heaven to live with God for eternity.

The teacher will hand out stickers for good behavior and following directions. They will encourage the children to be like Jesus, their Superhero! Names will be put on their work and sent home with the parents.

STORY BOARD PICTURES FOR LESSON ONE

#1

STRONG

BRAVE

SPECIAL POWERS

CONFIDENT

SAVES PEOPLE


WITNESSES

WRITTEN WORD

TRUE WORDS

STORY BOARD PICTURES FOR LESSON ONE continued....

Cut the pattern below in yellow construction paper, glue each word above onto it, laminate and put magnetic tape on the back to use on the Magnetic Story Board.



STORY BOARD PICTURES FOR LESSON ONE continued....

#2 Super Hero Jesus



STORY BOARD PICTURES FOR LESSON ONE continued.....

#3 - JESUS WAS VERY STRONG AND TRAVELLED MANY MILES, MEETING PEOPLE AND TEACHING THEM ABOUT GOD.





STORY BOARD PICTURES FOR LESSON ONE Continued.....


#4 JESUS TURNED WATER INTO WINE...A MIRACLE

#5 JESUS HEALED THE SICK



STORY BOARD PICTURES FOR LESSON ONE continued...

#6 - JESUS HEALED THE BLIND



STORY BOARD PICTURES FOR LESSON ONE continued....

#7 JESUS FED 5,000 PEOPLE WITH 5 LOAVES OF BREAD & 2 FISH



#8 JESUS WALKED ON WATER





STORY BOARD PICTURES FOR LESSON ONE continued...

#9 JESUS PREACHED TO ALL..THE POOR, THE RICH, FISHERMEN...



#10 JESUS TEMPTED BY SATAN



STORY BOARD PICTURES FOR LESSON ONE continued.....

#11 JESUS DIED ON THE CROSS



#12 THE BIBLE



TAKE HOME ACTIVITY PAGE FOR LESSON ONE

The blue is for the peace that Jesus gives to us; the purple is for royalty that Jesus was born from; white is for Jesus being perfect as the son of God; red is for the blood that Jesus shed for us to wash away our sins; green is for the universe that God created for us to live; brown is for the mission of telling others about God; yellow is for the glory that God bestowed upon Jesus as the son of God and orange is for the fact that we can conquer Satan and go to heaven to live with God for eternity.

# COLOR JESUS, OUR SUPER HERO



COLOR WITH YOUR FAMILY.