

SUPER KORRIGAN - 1149

COMPACT - 1200 W HMI



- **Type:** Followspot
- **Source:** 1200 W HMI
- **PSU:** Magnetic - hot restrike
- **Optics:** 7° to 14,5° zoom

Followspot

High output with hot restrike

The award-winning long throw Super Korrigan out-performs Xenon spots of higher wattage. Widely used in theatre environments where high output, instantaneous re-ignition and compact dimensions are a real advantage, Super Korrigan also benefits from a silent operation.

Features

- **Fully closing iris cassette:** removable for fast, easy replacement; protective backplate for extended lifespan
- **Universal adjustable gobo holder:** "A" size glass and metal gobos
- **Ergonomic dimmer control:** one-handed dim, pan and tilt. Dimmer control can be adjusted to suit the operator's preference
- **Smooth dimmer shutter:** retains flat beam and colour temperature when dimming
- **Frost filter:** on flip lever for quick soft-edge beam effect
- **Horizontal chopper (optional):** for masking control in TV studios and wide stages
- **Internal glass filter holder:** long term use of durable coloured, dichroic or textured glass
- **Individually removable colour frame:** gels replaced easily while colour cassette remains in place
- **Colour changer:** 6-way, self-cancelling boomerang colour-changer
- **Easy focus reference:** graduated scale on side of lantern; fast and easy refocusing
- **Adjustable yoke (optional):** for optimum overhead positioning
- **Fine balance:** precision positioning and smooth operation even with the smallest movements
- **Stand:** perfectly weighted for maximum stability with smooth rotation for optimum performance. Easy set up; triple safety system for extra security

Optical

- **Factory set optical train:** travels safely within followspot and requires no time-consuming realignment on arrival. Uniform beam on all followspots of same type
- **SX optical system:** double condenser optics for exceptional optical quality
- **Gobo :** excellent gobo projection
- **Variable zoom optics:** sharp focus at every beam angle. Independent control of image size and focus.

Construction

- **Made in France :** fully manufactured in Robert Juliat premises retaining complete control over all aspects of quality
- **Separate PSU:** compact for easy handling and rapid maintenance
- **Bodywork:** strong sheet metal construction for durability
- **Ergonomic wrap-around handle:** comfort, safety and practicality from all operating positions
- **Moving parts:** smooth at all times, even when hot
- **Captive knobs and handles:** additional security when working at height or in transit
- **Easy access to all parts:** easy cleaning, re-lamping and maintenance
- **Removable assemblies:** fast-plug cable connectors and complete component assemblies (mirror, condenser set and lamp house assembly) save maintenance and cleaning time
- **Safety:** safety switch for secure access to the lamp

Picture:1149

DSEN103_1149 - 07/01/2020

Robert Juliat reserves the right to change or alter any of the items detailed on this page, to increase or improve manufacturing techniques without prior notice.

Robert Juliat S.A.S., 32 rue de Beaumont, 60530 Fresnoy-en-Thelle - France
Telephone : +33 (0)3 44 26 51 89 - fax : +33 (0)3 44 26 90 79 - info@robertjuliat.fr
www.robertjuliat.com



ROBERT JULIAT

Source



- **Lamp type:** Discharge
- **Power:** 1200 W
- **Socket:** SFC 15.5-6
- **Hot re-strike:** yes

| Admissible lamps | Power * | Lumen output* | Colour temperature* | Life* | CRI* (min) |
|------------------------|---------|---------------|---------------------|---------|------------|
| CSR 1200W DE (GE) | 1 200 W | 110 000 lm | 6000K | 750 h | >85 |
| HMI 1200W/DXS (Osram) | 1 200 W | 110 000 lm | 6000K | 1 000 h | >90 |
| MSI 1200 (Philips) | 1 200 W | 110 000 lm | 5600K | 1 000 h | 80 |

(*) manufacturer's data

Optics

Characteristics

- **Type:** Zoom
- **Beam range:** 7° to 14,5°
- **Focal length:** 283 - 589 mm

Gel filter

- **Shape:** Circle
- **Standard size:** 210 mm (8.3 in)

Gobo

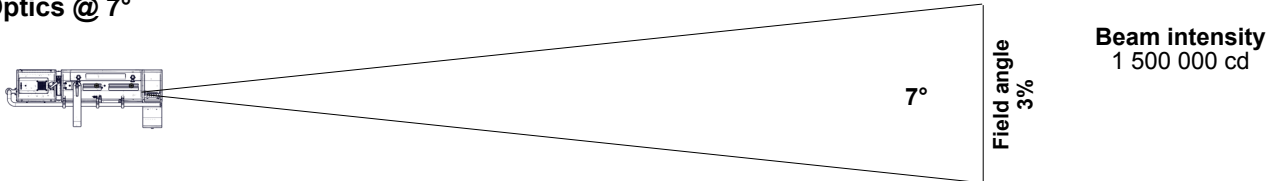
- **Size:** A
- **Material:** Metal
Glass



Photometrics

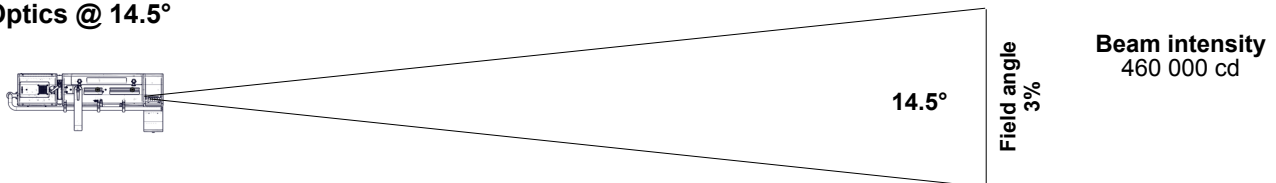
with HMI 1200W/DXS (Osram) source

• Optics @ 7°



| | | | | | | |
|---------------------|-----------|-----------|-----------|-----------|-----------|---------|
| Distance | 15 m | 20 m | 25 m | 30 m | 35 m | 40 m |
| Diameter | 1.8 m | 2.4 m | 3.1 m | 3.7 m | 4.3 m | 4.9 m |
| Illumination | 6 700 lux | 3 800 lux | 2 450 lux | 1 700 lux | 1 250 lux | 940 lux |
| Distance | 50 ft | 65 ft | 80 ft | 100 ft | 115 ft | 130 ft |
| Diameter | 6.1 ft | 8 ft | 9.8 ft | 12.2 ft | 14.1 ft | 15.9 ft |
| Illumination | 610 fc | 360 fc | 240 fc | 160 fc | 120 fc | 90 fc |

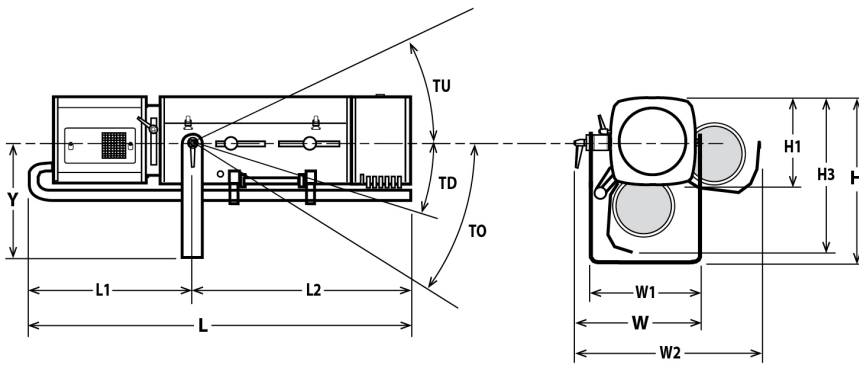
• Optics @ 14.5°



| | | | | | | |
|---------------------|-----------|-----------|---------|---------|---------|---------|
| Distance | 15 m | 20 m | 25 m | 30 m | 35 m | 40 m |
| Diameter | 3.8 m | 5.1 m | 6.4 m | 7.6 m | 8.9 m | 10.2 m |
| Illumination | 2 050 lux | 1 200 lux | 740 lux | 520 lux | 380 lux | 290 lux |
| Distance | 50 ft | 65 ft | 80 ft | 100 ft | 115 ft | 130 ft |
| Diameter | 12.7 ft | 16.5 ft | 20.4 ft | 25.4 ft | 29.3 ft | 33.1 ft |
| Illumination | 190 fc | 110 fc | 75 fc | 47 fc | 35 fc | 28 fc |

Dimensions and weight

Unit



Weight: 33 kg (72.6 lbs)

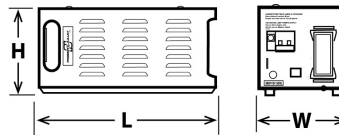
| Height | Length | Width | Yoke | Tilt | Option |
|----------------------|----------------------|----------------------|---------------------|---------|---------|
| H= 450 mm (17.7 in) | L= 1260 mm (49.6 in) | W= 410 mm (16.1 in) | Y= 325 mm (12.8 in) | TU= 45° | TO= 65° |
| H1= 250 mm (9.8 in) | L1= 580 mm (22.8 in) | W1= 350 mm (13.8 in) | | TD= 40° | |
| H3= 460 mm (18.1 in) | L2= 680 mm (26.8 in) | W2= 570 mm (22.4 in) | | | |

Shipping

• **Weight:** 93 kg (204.6 lbs)

• **Volume:** .58 m³ (20.48 ft³)

PSU



Width: W= 185 mm (7.3 in)

Height: H= 200 mm (7.9 in)

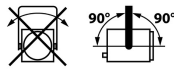
Length: L= 450 mm (17.7 in)

Weight: 24 Kg (52.8 lbs)

Installation

• **Minimum distance to illuminated surface:** 2.8 m (9.2 ft)

• **Operating position:**



Warranty

• **Fixture: 2 years**

See General Sales Condition on website

Approvals



Construction

- **Housing:** Steel sheet - Aluminium
- **Colour:** Black
- **Cooling:** Low noise fan
- **Maximum ambient temperature (Ta):** 40°C (104°F)
- **Maximum case temperature (Tc):** 230°C (446°F)
- **Total heat dissipation:** 5 290 BTU/h
- **Protection rating:** 20

- **PSU housing:** Steel sheet - Aluminium
- **PSU colour:** Black
- **PSU cooling:** Convection cooling
- **PSU maximum ambient temperature (Ta):** 40°C (104°F)
- **PSU maximum case temperature (Tc):** 60°C (140°F)

Electrical compatibility

- 220/230 V - 50 Hz
- 245 V - 50 Hz
- ~~110/120 V - 60 Hz~~
- 208 V - 60 Hz
- ~~220/230 V - 60 Hz~~
- ~~100 V - 50 Hz~~
- ~~100 V - 60 Hz~~
- Selector: intenal

Power input

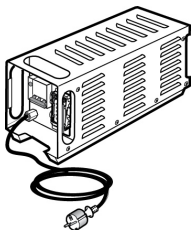


- **Type:** attached power cord
- **Cable:** H07RNF 3G1.5
- **Length:** 3 m (9,8 ft)
- **Power connector:** CEE 7/7 (2P+E NF/Schuko)

Power consumption

| Voltage | Frequency | Current | Power | Power factor |
|---------|-----------|---------|--------|--------------|
| 230 V | 50 Hz | | 1550 W | TBD |
| 120 V | 60 Hz | | | TBD |
| 245 V | 50 Hz | | | TBD |

Power Supply Unit









- **PSU:** Separate - Magnetic PSU
- **Lighting unit / PSU cable:** Cable attached to unit - length: 3 m (9,8 ft)
Type: 18G1,5 JZ 602-RC (CE-UL/CSA) with 16x16A+E Harting Han® connector
- **Maximum distance between lighting unit and PSU:** 25 m (82 ft)
- **Control:** Local
- **Protection:** Mains: 16A 2P2D - C curve breaker / Electronic: 6A 2P2D - C curve breaker

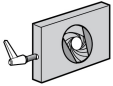








Model












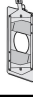






| | |
|-------------|--|
| 1149 | 1200 W HMI Followspot - 1149 Super Korrigan - 7/14,5° - Magnetic PSU |
|-------------|--|

Options

| | | |
|-------------------|---|--|
| PCP1716A | 16A blue 2P+E 6h IEC60309 power connector |  |
| FRO/1117PV | Heavy duty adjustable yoke |  |
| FRO/SMDPV | Heavy duty adjustable yoke equipped with TILT SpotMe sensor (D type) |  |
| PG80 | Ø80mm chopper kit (G80+ GR120+ adaptation kit) |  |
| M210TM | 6 ways "push/pull" colour changer |  |
| CAG/C | Left side controls option for Compact range (Iris/Dimmer/Frost/Colour changer) | |
| FC1459 | Flight-case for Compact range / GT stand / P.S.U. / accessories - Dim: 1340x710x700mm - Weight: 55 Kg |  |

Accessories

| | | |
|----------------------|---|---|
| CCU1 | Full closing iris cassette - Ø72mm - Weight: 1,33 Kg 1 included |  |
| PF1011 | Ø210 mm metal filter holder 6 included |  |
| SGUP | Universal "A" size gobo-holder (metal, glass, frosted glass) 1 included |  |
| VDM100 | Ø97mm frosted glass with holder 1 included |  |
| M210B | 6 ways "boomerang" colour changer - Weight: 3,36 Kg 1 included |  |
| TC1149 | Tool case with spare parts - Weight: 1,65 Kg 1 included |  |
| HMI 1200W/DXS | HMI 1200W/DXS - Osram SFc 15.5-6 1200W 1000h 6000K lamp |  |
| GT1000 | Tripod stand - SWL: 40 Kg - max. height: 1550 mm - Weight: 9,27 Kg |  |
| GT4000 | Tripod stand with safety chain - SWL: 130 Kg - max. height: 1030 mm - Weight: 7,91 Kg |  |

| | | |
|-------------------|---|---|
| GT4000RSM | Tripod stand with ball head rotation with security chain and SpotMe PAN sensor - SWL: 130 Kg - max. height: 1030 mm |  |
| GT4000S | Tripod stand without safety chain - SWL: 130 Kg - max. height: 1030 mm - Weight: 8,65 Kg |  |
| JPP | Monopod stand for overhead followspot - Weight: 3,6 Kg |  |
| T1000 | TV spigot with followspots swivel head - Weight: 1,82 Kg |  |
| T4000 | Followspot mount for Ø50mm pipe (suspension or overhead) - SWL= 100 Kg - Weight: 4,88 Kg |  |
| T4000RSM | Followspot mount with ball head rotation and SpotMe PAN sensor - SWL = 100 Kg - Weight: 8,53 Kg |  |
| CAV700A | Double slot front cassette for 215x215mm accessories - Weight: ,52 Kg |  |
| FCM100R | Ø97mm 1/2 CTO correction filter (Rosco #3408) with holder |  |
| VD120 | 120x120mm frosted glass |  |
| FRO/1017PD | Heavy duty adjustable yoke - Weight: 4,33 Kg |  |
| FRO/SMDPD | Heavy duty adjustable yoke equipped with TILT SpotMe sensor (D type) |  |
| Kit G80 | Ø80mm chopper kit (G80+ GR120+ adaptation kit) - Weight: ,69 Kg |  |
| M210T | 6 ways "push/pull" colour changer - Weight: 3,67 Kg |  |
| M210TVCL | Light shield for M210T push/pull colour changer - Weight: 1,98 Kg |  |
| Kit TELRAD | Telrad followspot sight with raiser and universal mounting kit - Weight: 1,23 Kg |  |
| SDUP | Followspot cue sheet holder with universal mounting kit |  |
| TCSM | SpotMe calibration tool kit |  |
| Maestro | Maestro server for SpotMe - rackable unit: 1U - half 19" - Weight: 1,2 Kg | |
| SMS | SpotMe server + 2 sensor cables + flight case |  |

FC1459/S

Flight-case for Compact range / GT stand / P.S.U. / accessories -
Weight: 55 Kg



W/GT800

Set of 3 wheels for GT800/1000 stand - Weight: 2,33 Kg

