



FEBRUARY 14TH PROGRAM

Karen Brow: Feature a Creature

Designer Karen Brow loves to go for the laugh. She has a particular love for setting gentle appliqué curves against the strong lines of pieced blocks because of the sense of movement and the unexpected disruption of an otherwise anticipated pattern repeat. She pairs many of her whimsical appliqué quilt



designs with clever punny names because she knows quilters appreciate a good joke. Her quilt, "One For The Toad," recently appeared in the June 2010 issue of *McCall's Quick Quilts*.

Karen Brow has been sewing and later quilting from age fourteen. She has worked as a professional graphic designer and cartoon illustrator before channeling her energies into quilting and designing unusual patterns. Her

patterns are found regularly in Keepsake Quilting, Hancock's of Paducah and Nancy's Notions catalogs. Her line of fabrics has graced the front of *The Quilter Magazine* and she authors quilt patterns under the name Java House Quilts. She lives in Carlsbad with a small neurotic dog.

Jan Hirth, Programs - janhirth@cox.net - 949-363-0533

Editor's note: I made "Ruff Around the Edges" for my nephew a few years ago. It was really fun doing the variety of techniques...and he loved it!

TABLE OF CONTENTS

Bits & Pieces with Joann	2
UFO Friendship Group	2
Upcoming Programs	3
Election 2012 Update	3
Treasurer's Report	3
Workshops	4
Introducing Chris Huben	5
Monthly Mini	5
Membership	6
Hospitality	6
Sunshine & Shadows	6
February Birthdays	6
President's Quilt	7
Lunch at Carbonara's	8
SCCQG Update	8
Opportunity Quilt	8
Rally 'Round the Troops!	9
Stashbusters/Philanthropy	10
Show & Tell	11-13
News From Our Sponsor:	
Sewing Party	13
Lincoln Log House BOM	14
Star Watching	15
Sponsors	7, 13, 15, 17
Quilting Events in 2012	16

NEXT MEETING: TUESDAY, FEBRUARY 14, 2012

9:30 am Sign-in and socializing - 10:00 am Meeting and program
San Clemente Presbyterian Church, 119 N. Avenida De La Estrella, San Clemente, CA 92672

BOARD MEETING: TUESDAY, FEBRUARY 21, 2012 - 10 am In the home of **Nancy Bloyer**. Guild members who wish to attend should contact Nancy at dbgogolf@cox.net. Newsletter deadline is February 21 also. Send articles to **Mimi Harris** at mimsy4@sbcglobal.net.



UFO Friendship & Support Group

We've heard it said that probably as many as 98% of the people who attend a Surfside Quilters Guild Meeting have at least one **UnFinished Object**!

Are you one of these people? If you're not sure, ask yourself the following questions:

- 1) Do you need or want friends?
- 2) Do you want support and motivation?
- 3) Do you like to be challenged and win prizes?
- 4) Do you have any unfinished projects?
- 5) Do you need help deciding what or how to do the next step?
- 6) Do you feel like an outsider because you *don't* have any unfinished projects?

If you responded "Yes" to one or more of the questions, you need this Group...and this Group needs and wants you!

Meetings: Every 4th Friday starting
February 24, 2012

Place: Dana Point Library
33841 Niguel Road (just East of PCH)
Dana Point, CA 92629
Time: 10:00 - 11:30 a.m.

What To Bring:

- 1) Ideas for Group name
- 2) List of 10 UFOs to complete in 2012

Linda Rigdon, UFO Group Chair -

qltncat@cox.net - 949-588-1640

Wendy McCalley - wendyannmccalley@cox.net - 949-582-2024



Bits and Pieces with Joann

So many bits and pieces went together to make our January meeting with home machine quilter **Jill Schumacher** incredibly exciting. It was wonderful to see all the activities going on around the room, the buzz of friends coming together and information being shared.



Our Board members work hard to create every meeting, workshop, and philanthropy meeting. Please let them know if you would like to become more involved in the Guild. To keep our Guild thriving, print out the Nominating and Volunteer form on our website www.surfsidequiltersguild.org and volunteer for an area of interest to you. Then just bring it with you to the February meeting.

Thank you for returning the Survey you received by email. Your responses and comments indicate that you highly value the Philanthropy and Wounded Warrior Quilt programs, and enjoy both our talented members and more renown speakers' presentations. A bus trip to a quilt show is also popular. The Board will be using many of your suggestions in the months ahead in planning for fun, interactive events where we can get to know each other better.

One way to get acquainted with fellow quilters and get those unfinished projects done is to join **Linda Rigdon** and the new UFO friendship group. It's free and a great way to learn quilting skills and share your ideas. See Linda's article on this page.

Happy Valentines Day! Our February meeting lands on this special day of friendship and love. We will love seeing you there as we host **Karen Brow** of Java House Quilts and her darling animal quilts.

Joann Bishop, President - bishop370@aol.com - 949-493-4722

Upcoming Programs

March 13, 2012: **Linda Schmidt** → Short Attention Span Quilting

April 10, 2012: **Velda Newman** → Painter's Approach to Quilt Design,
www.veldanewman.com



Velda Newman

May 8, 2012: **President's Quilt Presentation** and
 Meet the Board

June 12: **Jan Steffen** → It's Hip to be Square,
www.janicesteffen.com

July: **Helen Young Frost** → Quilter's Magic Show

August: **Table Hop**

September: **Wendy Mathson** Trunk Show

October: **Anelie Belden** → Dresden Dance

November: **November Fest**

December: **Victoria Crayne** Trunk Show



Election 2012 Update

Thanks to all Guild members who turned in the Nomination/Volunteer Forms at the January General Meeting. Approximately 80 forms were distributed and 25 were returned. These included nominations for the Executive Board and those who are interested in serving as chairs or assistants of the Standing/Special Committees.

It is not too late to get in on the fun. This is a great way to get to know names and faces. The Nomination/Volunteer Form is posted on the SQG website. If you haven't already done so, please fill one out and send it to me email or snail mail.

The Nominating Committee will begin the process of contacting nominees for the Executive Board, completing a slate of officers to present to the membership in March.



Thank you for your enthusiasm and interest in participating in the workings of the Surfside Guild.

*Nancy Bloyer, SQG
 Parliamentarian -
dbgogolf@cox.net - 2249 Calle*

Opalo, San Clemente, CA 92673 - 949-369-7423

Treasurer's Report

PROFIT AND LOSS STATEMENT

12/1/2011 through 12/31/2011

Balance Forward: **\$38,542.05**

Income

Membership - Renewals	
- New members	30.00
Guests	5.00
Monthly Mini Raffle	196.00
Recycle Magazines	21.75
Special Committee: Wounded Warrior	10.00
Workshop Income	

Total Income **\$262.75**

Expenses

Bank fees	27.00
Facilities	200.00
- Gifts	64.50
Hospitality	18.86
Philanthropy	15.00
Programs	1105.00
Special Committee: Wounded Warrior	37.37
Treasurer - K. Gluck, CPA;	200.00
Compliance returns	

Total Expenses **\$1,667.73**

Net Income/Loss **- \$1,404.98**

Current Balance **\$37,137.07**

*Maggie Bell, Treasurer - mbell62@aol.com -
 949-488-3011*

February Workshop with Karen Brow: “Go Fetch”

WEDNESDAY, FEBRUARY 15, 2012 ♦ 10 AM TO 4 PM ♦ \$35.00

FAITH LUTHERAN CHURCH, 34381 CALLE PORTOLA, CAPISTRANO BEACH

Known for her animal quilts with personality, Karen offers tips and techniques for creating the humor, detail and playfulness of animals and incorporating them in your own quilts. Participants will create her “Go Fetch” wall quilt—a pet-inspired project which students customize with dogs, cats and birds.

- ★ Creating dimension with only two or three fabrics
- ★ Creating life-like eyes, teeth and noses, plus leash and “hardware”
- ★ Creating theme details that delight
- ★ Preparing and stitching appliqué (those tiny pieces)

Also in February: Another Tour of Hoffman California Fabrics

THURSDAY, FEBRUARY 16, 2012 9:30 TO 11:30 AM

MEET AT HOFFMAN’S, 25792 OBRERO DRIVE, MISSION VIEJO, CA

We are able to take up to 30 Ladies and still have room for a few more.

If you are interested and would like to go, please let Judy Dunlap know at her email below.

March Workshop with Linda Schmidt: Filament Fantasy

WEDNESDAY, MARCH 14, 2012 ♦ 10 AM TO 4 PM ♦ \$35.00

FAITH LUTHERAN CHURCH, 34381 CALLE PORTOLA, CAPISTRANO BEACH

Come experiment with a wide variety of threads and stitching techniques as you begin to create this fantastic heart quilt. Use two threads through one needle, do bobbin work and couching, machine embroidery, machine beading and cutwork. You will also learn how to use foil and painted fusible & Solvy, quilt as you go to finish your quilt off with fused hidden seams and beaded binding.



April Workshop with Velda Newman: Quick and Easy Painting Techniques

WEDNESDAY, APRIL 11, 2012 ♦ 10 AM TO 4 PM ♦ \$35.00

FAITH LUTHERAN CHURCH, 34381 CALLE PORTOLA, CAPISTRANO BEACH

May Workshop with Jill Schumacher: Whole Cloth and Trapunto Work

THURSDAY & FRIDAY, MAY 10 & 11, 2012 ♦ 10 AM TO 4 PM ♦ \$70.00

FAITH LUTHERAN CHURCH, 34381 CALLE PORTOLA, CAPISTRANO BEACH

We had such an exciting workshop in January with Jill Schumacher, everyone asked for her return. So here she is in May for a TWO DAY Workshop. The first day will be learning how to free motion quilt with stencils; the second day is for TRAPUNTO work. We will start sign ups at the February Guild Meeting.



Sign up: Judy Dunlap, Workshops - jd.designs07@yahoo.com - 949-218-2181

Introducing...Chris Huben



Chris was born and raised in Massachusetts. Later she moved to New York City where she trained to be a nurse. She first became interested in quilting when her husband's coworker was expecting a baby and she decided to make her a baby quilt. Then her neighbor invited her to a class using Bernina sewing machines to make simple quilted tote bags. She loved it and she bought herself a new machine, to boot! This friend followed up by taking Chris to a quilting group who called themselves, "The Quilters of the Hudson Highlands." After that, there was no turning back.

When, in 1982, Chris and her family moved to California, she reduced the bulk of fabrics she had to pack up by wrapping all her dishes in fabrics from her stash - what a great idea! In San Juan Capistrano, she took quilting classes from Suzanne Stanton and then joined some quilters in the classes to form a friendship group. When the Flying Geese Guild formed, Chris joined, and followed that by joining Beach Cities Quilting Guild, then of course SQG. She enjoys all types of quilting and loves to take classes to learn new techniques. She also likes to sew garments, but not as much as she used to before quilting took over.

Other interests that Chris enjoys are reading and traveling. She is fortunate to have been across the USA several times and has seen many European countries. She has eight children, 15 grandchildren, and five great-grandchildren. Chris has held various positions in the Guilds she belongs to and will forever be grateful for all the wonderful friends she has made this way. Introduce yourselves to her, so she can add you to her list!

Marcia Faultersack, Feature Writer - mfaultersack@cox.net - 949-364-1725

Monthly Mini for February



February's Monthly Mini is a 16" x 16" modern pinwheel quilt, pieced and hand quilted by **Nancy Bloyer**. This is not your grandma's pinwheel quilt for sure! Nancy's fabric choices are bright modern prints, surrounded by setting and sashing strips in white. The pattern is a pint-sized version of the Thimble Blossoms Wild Thing quilt.

Nancy says she used fabrics from her stash and from various charm packs. This is a quilt that's going to be popular, so make sure to bring your wallets to the Guild meeting!

Thank you for your support of Monthly Mini. We'll see you in February!

*Monica Shafer - immshafer@yahoo.com - 949-362-5524 * Hiroko Moriwaki - hirokomoriwaki@cox.net - 949-951-7292*



Jackie Buck (center) won the January Monthly Mini, a handbag made by **Marcia Faultersack** (left) with Hiroko Moriwaki (right). Surfside Guild collected \$153.00 from ticket sales.

January 2012 Membership

Surfside Quilters Guild would like to welcome new members **Linda Ambrosini**, **Susan Menges**, and renewing member **Kris Kouzelos**.

Thank you to **LeAnn Goettel**, **Barbara Ward**, and **Bette Bradley** for helping me at the Membership table.

ATTENDANCE

- ★ MEMBERS: 127
- ★ GUESTS: 4
- ★ NEW MEMBERS: 2
- ★ TOTAL ATTENDANCE: 133
- ★ TOTAL MEMBERSHIP: 227

Our 2011-2012

Directories are still available. If you or a friend have not picked yours up yet, just stop by the Membership table.



Jan Jacobs and Cora Schmitt, recent new members

Please make an appointment with **Del Thomas** to have your picture taken for the website and the printed directory. Quilt pins are available to purchase for \$5 at the Membership table.

Helene Moser, 2nd VP Membership - mosers@cox.net - 949-661-1791

Sunshine and Shadows

This month Sunshine and Shadows sent get well cards to **Janet Shannon** who suffered a broken wrist, and **Fern Luhnnow** who has a back injury.

Please remember to wear your name tag. The winner of our last fat quarter drawing was **Marilyn Johnson**. Please be sure to welcome new members who are wearing a pink shell name tag.

Carolie Malenius - cmalenius@yahoo.com - 949-388-3975

Hospitality



Thank you to everyone who brought in a tasty treat to our January meeting. If your birthday falls in the month of February or you simply wish to share your favorite snack with us, please bring in a plate of sweet or savory treats. Congratulations to **Peggy Linton** who won a spray of flowers in our hospitality drawing. If you do bring in a treat, please don't forget to enter our drawing on the Hospitality table.

As part of our desire to be "green," Hospitality continues the "Adopt a Mug" program, whereby you are welcome to use one of the mugs offered at the coffee table. You can even take it home with you to bring and use each month.

Thank you everyone! Betty, Carol, Jane and Viv

- ◆ *Vivien Hawker, Hospitality Committee - vivienhawker@cox.net - 949-218-0347*
- ◆ *Betty Collins - collins0430@sbcglobal.net - 760-218-2212*
- ◆ *Jane Salem - janesalem@yahoo.com - 949-661-8169*
- ◆ *Carol Whiteside - carolwhiteside@cox.net - 949-361-5388*



February Birthdays

Edie Long	8
Barbara Seidel.....	8
Pamela Herrington.....	12
Julie Vlahos	13
Janet Shannon	14
Maureen Killackey	15
Carolyn Pierce	16
Judy de Gruy	17
Nafsi Martin	20
Jean Jacobs	21
Pat Finnerty	24
Lu Ann Barnes	25
Pat Doughty	28

President's Quilt

For those of you who have turned in completed blocks, thank you so much! To those of you who have not started or are part way completed, it is NOT too late! WE NEED YOUR COMPLETED HOUSE BLOCKS BY THE NEXT MEETING, FEBRUARY 14, 2012! Please do your absolute best to meet the Valentine's Day deadline!



- 1) **Theme** – HOUSES WITH A COTTAGE FEEL Add cozy elements such as window boxes, flower gardens, fruit trees, cobblestone paths, bird baths, ponds, Adirondack chairs, etc.
- 2) **Colors** – Soft and medium tones of 100% cotton fabric. Please NO bright fabrics and NO dark fabrics (except in very small amounts, such as for doorknobs). Of course, you can use brown for roofs, tree bark, etc. Also, use light or medium blue for the sky. Please no dark skies!
- 3) **Unfinished size** – 6-1/2 "square (includes a 1/4 inch seam allowance on all four sides). The house design, landscaping and your signature need to fit within a 6" finished size, otherwise it will not show because of the seam allowances.

- 4) **Embellish, Embellish, Embellish**– Suggestions include trims, ribbons, buttons, embroidery, a small fabric photo of yourself in the window, etc. to embellish your block. The embellishments should not be too thick since the quilt needs to be rolled onto a frame.



If you have any concerns about attaching the embellishments, please put them in a small zip bag. Include a slip of paper with your name and the desired location of the embellishments. Then SAFETY PIN (so I don't stab myself) the bag to the block. We will make sure that the embellishment is added when the quilting is complete.

- 5) **Turn in Date** – TUESDAY, FEBRUARY 14. See me at the President's Quilt table on the far side of the main meeting room. I will have pens available for you to sign your quilt blocks which will then be displayed for everyone to admire. If you cannot make the meeting, you can mail your blocks to me before February 14 at my home address listed in the Directory.

If special issues are preventing you from making a block, please contact me ASAP! I'm happy to make up some extra house blocks for those who wish to participate but can't. We want *everyone* in the Guild to be represented.

Have fun "building and landscaping" your house block. Thank you in advance for participating in this wonderful tradition!

Sharon Whelan, Past President and Current President's
Quilt Coordinator - sewhelan@cox.net -
949-493-3516 (home) - 714-612-3775 (cell)

Moore's
Sewing Machines • Ceiling Fans • Vacuums
SPECIALISTS IN SALES & SERVICE
A THIRD GENERATION FAMILY BUSINESS

MISSION VIEJO • 25790 Margarita Hwy. • (949) 588-2428
HUNTINGTON BEACH • 16472 Beach Blvd. • (714) 596-3999
ORANGE • 2265 N. Tustin Ave. • (714) 279-6839
RIVERSIDE/CORONA • 10357 Magnolia Ave. • (951) 688-6254
APPLE VALLEY • 19083-2 Bear Valley Rd. • (760) 340-4477
www.moore-s-sew.com

Quality **Longarm** Service
Q's Longarm Quilting
Satisfaction Guaranteed
Stallier Certified Training
Please call for an appointment.
714.963.1177
mike@QLQuilting.com www.QLQuilting.com

Lunch at Carbonara's

TUESDAY, FEBRUARY 14



*Salad Niçoise
Salmon with Pesto Sauce
Roasted Potatoes
Mixed Vegetables
Chef's Choice Dessert
Bread, butter and Beverage*

\$15.00 includes tax & tip

Be sure to make your reservation by Sunday, February 12th. If you need to cancel, you must email marjieb@cox.net or call 949-9167 by Feb 12th. I will always respond to your requests. We allow for a few additional reservations at meeting time in order to accommodate guests and new members.

Money will be collected in the Fireside Room prior to the meeting. Correct bills are always appreciated.

Marjie Butterworth - marjieb@cox.net - 949-940-9167

Southern California Council of Quilt Guilds Update

On Saturday, January 14, 2012, the Council hosted their quarterly meeting in Buena Park. In attendance from SQG were members **Judy Dunlap**, **Penny Soldin**, and **Joann Bishop**. The program topic was "What to Do When the Speaker Doesn't Show Up." Ideas included having a blocks auction, showing a quilting DVD, have a community service sewing meeting, a game meeting like Bunco or Quilto, having vendors speak and demo a product, have a Quilt University and share skills, friendship groups demo techniques, members' showcase, anniversary party, and a meet and greet meeting.

The next SCCQG quarterly meeting will be on Saturday, April 14, 2012, hosted at the Carson Community Center from 9:30 to 3:00. It is a Meet the Teachers meeting with 50 teachers, 150 quilts, vendors, and food.

Joann Bishop, President - bishop370@aol.com - 949-493-4722

Pass Patchers Quilt Guild Opportunity Quilt

The designer of the Pass Patchers' Opportunity Quilt is member **Francine Landau** who pulled ideas from many different patterns to create the design. Members had a workshop on appliqué and then took home a packet at their skill level to produce their blocks or portions.

Pass Patchers' Opportunity Quilt will be raffled to a happy new owner on March 3, 2012 at the Desert Guild's 2012 Desert Splendor Quilt Show held at the Palm Springs Pavilion, 401 S. Pavilion Way, Palm Springs. This show is a coordinated effort of the Coachella Valley Quilters in Rancho Mirage, Cactus Sew-Ables Quilt Guild in Yucca Valley and Pass Patchers Quilt Guild in Beaumont. Proceeds from ticket sales support Pass Patcher's many charitable activities. Tickets are \$1.00 each, or 6 for \$5.00.

Go to www.desertguildsquiltshow.com for additional information.



Rally 'Round the Troops!

Our Guild continues to amaze me and others with the beautiful quilts we consistently make! **Arlene Zobrist**, who introduced the Wounded Warrior program to our Guild, has told me that we are the most productive Guild that participates in this program. She thanks us for our dedication and tireless patriotic efforts to comfort and cover our wounded. We have now mailed 83 quilts and have more in the making to mail next month. Thank you all for your continued efforts.

We recently received a heartfelt thank you from a mother-in-law. She was writing on behalf of her severely wounded son-in-law.

"My heartfelt thanks go out to all of you, members of the Quilt Guild, who give of your precious time and admirable skills, to make these beautiful quilts for young American heroes like Brian. Please know that your gifts benefit the family members of the Wounded Warriors as much as they benefit the heroes themselves, because our well-being depends on the well-being of those we love."

This month continue to make the Floating Friendship Stars. You may make either the 10 1/2" star from last month or 8 1/2" or 9 1/2" unfinished stars. We have provided the cutting dimensions for the 8 1/2" block along with the diagram. Please use cream or white background with a star of either red, blue or gold. If you want to make companion 9 patches to go with the stars, it will make a nice quilt top. Any other blocks you wish to contribute are always appreciated and help to make unique and beautiful quilts.

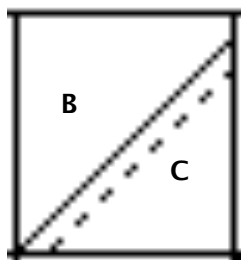
Susie Russell, Wounded Warrior Special Committee - susanrussell2665@gmail.com - 949-497-1158

FLOATING FRIENDSHIP STAR

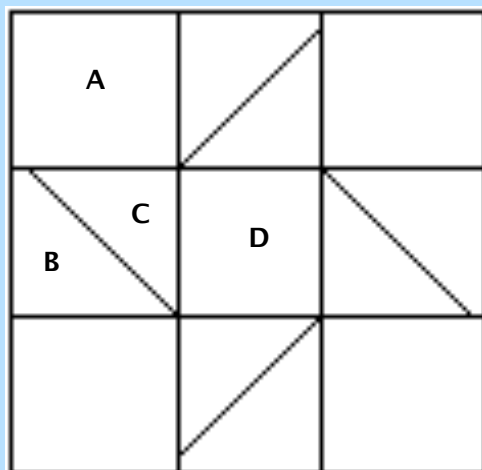
8 1/2" UNFINISHED

INSTRUCTIONS:

- A **cut 4** 4 x 4 inches
- B **cut 4** 3 1/2" x 4 inches
- C **cut 4** 3.5 x 3.5 inches
- D **cut 1** 3.5 x 3.5 inches



Lay C in corner of B and sew on diagonal line. Cut 1/4" at dotted line. WE WILL SQUARE UP



Beautiful Wounded Warrior quilt displayed at the January Guild meeting.

Stashbusters Workshop For Philanthropy

WHEN: Thursday, February 23, 9:30 am- 2:00 pm

WHERE: 864 Ave. Acapulco, San Clemente

Stashbusters Parts Department: The Philanthropy table had 520 4-patch blocks arrived in January. That's enough to make ten quilts for Gilchrist House! Thank you for your support of our new department.

This month the kit on your chair will contain three pieces of fabric; one Hawaiian, one with surfboards, and one solid. Following the instruction sheet, cut the fabric into strips of varying widths and sew them together. On March 13, return the sewn strips to the Philanthropy table. With your help, we will be able to piece 10 "Chunky-Monkey Bars" quilts which will be donated the Mariposa Women and Family Center.

We at Surfside Quilters Guild are a family. When one of us is suffering, we all rally to give comfort and aid. When we hear that one of us has been diagnosed with breast cancer, our hearts go out to our sister. Stashbusters would like to be able to give a "heart" to help patients in their time of need. Help us create a small stash of heart pillows to keep...just in case.

According to research, the pillows:

- ★ Are in the shape of a heart, with cool cotton on one side and warm, snugly fleece on the other. When given as gifts, they speak of love while giving physical comfort and pain relief.
- ★ Fit nicely under the arm so they don't move all over the place like a rectangular pillow or rolled up towels while filling in a sensitive area.
- ★ Take off the pressure of the arm and or the breast on the sore and sensitive chest after a mastectomy or lumpectomy for breast cancer, or during chemotherapy and radiation treatments.

The pattern will be available at the Philanthropy table, or by emailing Mary Gorelick. She will send you a pattern to download.


Our host church is grateful for the small toiletries and non-perishable food items we deliver each month. They, in turn, deliver the items to missions in Baja as well as FAM. The need in our community continues to grow. Thank you for your generosity.

Join us at our monthly meeting on February 23, 2012. We will continue to work on the Four Patch Garden quilts. Along with your sewing machine, labeled cutting tools, and labeled notions, bring an ingredient for our Friendship salad. We'll provide the lettuce and salad dressing. You provide the other ingredients. The results are always delicious. Stay for the day or just an hour or two, you'll be glad you came.

Mary Gorelick - old2020@gmail.com - 949-481-1131
 Mary Freedman - quiltlady@cox.net - 949-388-6901
 Barbara Ann Christensen - barbaranndp@gmail.com - 949-496-3692
 Roni Trehy - roni@trehy.us - 949-429-5875



Mary Gorelick unveils the center of the four-patch garden quilts being made by the Parts Department.



Show and Tell

To all of you "Sweethearts" out there, we all love to see each other's quilting projects, so don't forget to bring yours to share. Happy quilting!

Jeanne Tavasci - jtavasci@cox.net - 949-364-5918
 Sharon Pembrook - jpembrook@cox.net - 949-454-0696




"Five+ Years in the Making" LeAnn Goettel (above) started this in a Jan Hirth adult ed class. Fabric is everything circles. Paper pieced, hand appliquéd, machine quilted. "See, I can finish a quilt. Thanks, Jan, you are a great teacher and a wonderful friend/sister."



Bev Weibel (above) showed "I Love Bridge" made from a Fons & Porter quilt kit. Bev loves to play bridge and combined that love with love of quilting to make this cover for her bridge table.



Michelle Lincoln (above) shows "Starry Nights," a Block of the Month kit designed by Shelly Star. It was purchased three years ago at Road; the vivid hand-dyed batiks caught Michelle's eye. She made the quilt for her own home after realizing that she had given away all her quilts and her bed was looking mighty bare. Quilted by Nancy Burch.



Jan Hirth made this Four-Patch after she saw the pattern at a shop in Petaluma and realized that she already had all the fabrics for it. It is a very simple 4-patch but she had to make each patch individually with no strip piecing.



More Show and Tell



"Garden for Sienna" by Pat Doughty (above) Using the Garden Twist pattern Pat made this quilt for her great-grandgirl who loves flowers and is four years old. Quilted by Pat Burch. Fabric from The Garden Party.



"Garage Sale Treasure" by Odette Osantowski
Odette found the Dresden Plates for \$5, appliquéd them to muslin and added the orange and yellow to give an old look. She machine quilted the border, but hand quilted the blocks. It was started in 2008 and is now a finished UFO.



Kris Kouzelos (above) adapted an embroidery pattern from a small purse to make this pillow, one of a pair. They are made with her hand-dyed recycled wools and recycled linen pants. She has almost finished the second pillow. They will both live in her family room.

"Pennies From Heaven" (below) was also made by Kris Kouzelos (pictured left) from a pattern in Gretchen Gibbons' book by the same name. Hand appliquéd with hand-dyed wools, embellished with embroidery thread and perle cotton. She used metallic floss instead of beads so that she could complete the top before machine quilting, which was done by Terri Dramstadt. Kris is teaching this as a BOM at Sewing Party.



Even More Show and Tell



Mary Freedman (above) made this "Little Chubbie Airplanes" quilt for her future great-grandchildren; this is the first of many that she will put away for them. The quilt was hand appliquéd and machine quilted by Nancy Burch.



Joann Bishop (above) made this "Little Bouquet" pillow for her daughter for Valentines Day. She was inspired by Judy Dunlap who taught this pattern from Cherry House Quilts at Mini Maniacs. The roses are raw-edge on the outside, but sewn log cabin style around the small centers. Fusible fleece batting; machine quilted with an envelope closure. Very fun and easy to make. Cherry House Quilts was noted in the January newsletter.

News From Our Sponsor: Sewing Party

A trip to Sewing Party is always a dream of colors and ideas, and I often find things I've never seen before. In particular, I love the Loulouthi collection by Anna Maria Horner. It consists of quilting cotton, cotton velveteen, cotton flannel and needle works, a most interesting find.

"LoulouthiNeedleworks prints are a clever translation of the traditional cross stitch craft into a printed cotton. Charming when simply used as a printed fabric, the 58" wide goods are printed with tiny X's just waiting to become a lovely hand-worked surface. Frame some of the vignettes for beautiful wall art, use some stitched squares in your next quilt or stitch up a whole border for the edge of a dress or some new pillowcases."

I'm so full of new project ideas now that I don't know where to start. But isn't it always that way at Sewing Party!

Mimi Harris, Newsletter Editor - mimsy4@sbcglobal.net, 949-348-2481



Block of the Month: Calendar of Houses

LET THE FABRIC DO THE WORK

FEBRUARY - LINCOLN LOG HOUSE

Unfinished Block Size 12 ½" x 12 ½"

Fabric Needed:

Sky Background: 1 fat quarter

Ground Background: Scrap 3" x 13"

House (Logs): 1 fat quarter or assorted strips

Roof: Scrap 3" x 9" (fold in half and cut to form triangle peak)

Window: Scrap

Cut strips as follows OR make a "wonky" log house by freehand cutting center window approximately 2 ½" x 2 ½". Add strips of varying widths around window in log cabin fashion to end up with a "cabin" of approximately 7" x 7" before roof is added. Angle the roof asymmetrically if you like.

Referring to Diagram, As Follows:

- 1 - 3" x 2 ½" (window)
- 2 - 2" x 2 ½"
- 3 - 4 ½" x 2"
- 4 - 2" x 4"
- 5 - 6" x 2 ¼"
- 6 - 2" x 5 ¾"
- 7 - 7 ½" x 2 ¼"
- 8 - 3" x 7 ½" (cut 2) sky background
- 9 - 2 ¼" x 12 ½" ground background
- 10 - 12 ½" x 2 ½" sky background

Roof:

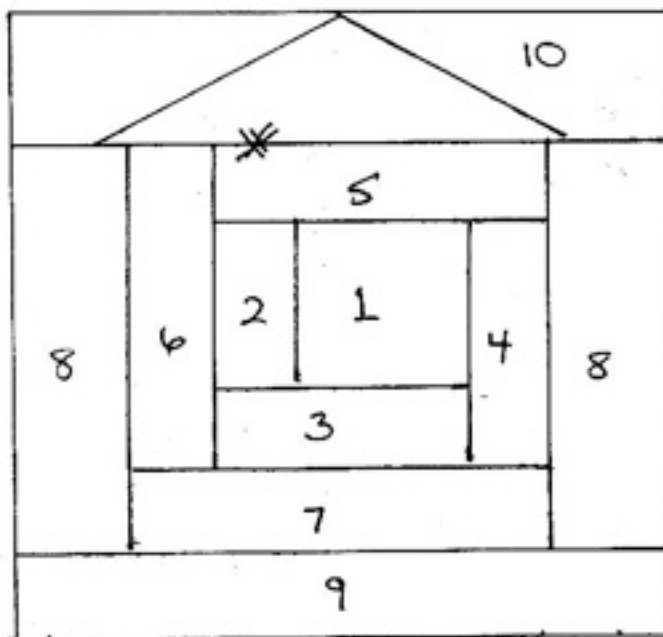

Cut 45 degree angle off each side of 3" x 9" scrap, creating a sloped roof.

Appliqué sloped roof to #10 sky background piece before joining to house section. Trim.

Embellishments:

Thinking along the lines of "Honest Abe" for February, this block could be embellished with books, a candle to read by, or maybe a top hat sitting on the window sill.

Questions? Phyllis Parente - 949-388-9666
 Bev Ringel - 760-218-2212
 Sue Troise - 949-498-7633



* Pre-sewn



Capistrano Sewing Machine & Vacuum Co.
Since 1971

YOUR AUTHORIZED BERNINA DEALER

32172 Camino Capistrano, Suite B
San Juan Capistrano, CA, 92675
 6 blocks south of the Mission
 between Ricardo's and Wells Fargo Bank

(949) 496-7272 • Fax (949) 496-5735

Hours Mon-Fri 9:30-5:00 Sat 9:30-4:00
arfwsew@yahoo.com



Cardona Quiltworks

Hand-guided Long-arm Quilting

RAQUEL CARDONA 34610 Calle Portola
 Capistrano Beach, CA 92624

Phone: 949) 489-5615
 Cell: 949) 584-4441

OWNER/OPERATOR Email: thistiewoman@hotmail.com



Orange Quilt Bee

714-639-3245
www.orangequiltbee.com
 628 E Katella Ave. • Orange, CA 92867
 714-639-3391 fax



Celebrating 87 years!

HOFFMAN
 CALIFORNIA - INTERNATIONAL
FABRICS

The first and finest
 in original and
 authentic
 Bali Batik
 and Handprints.

Offering
 365 colors
 of Series 1895
 tonal handprints.

Download FREE patterns, view swatches
 and find a retailer at www.hoffmanfabrics.com.

(800) 547-0100

Star Watching...

So many members help out between the scenes to make things go smoothly. With great appreciation we thank these shining stars:

- ★ **Judy Lawry** who gave extra help with Hospitality during the November Fest and December meetings when the kitchen crew was short-handed.
- ★ **Mary Jayne Bellamy, Vickie Janis, and Lenora Wills** who help display the speaker's and Show & Tell quilts.
- ★ **Nancy Burch**, who has quilted so many Wounded Warrior quilts on her long arm machine and donates her services.
- ★ **Peggy Linton**, who volunteered to collect the lunch money before the Guild meetings for Carbonara's delicious meal.
- ★ **And all the members** who sewed the nine-patch block kits for Stashbusters, an amazing effort! Thank you all.

Joann Bishop, President - bishop370@aol.com - 949-493-4722



Flying Geese Fabric

A Quilter's Shop & More



Susan Marion & Marilyn Lunotto 714-544-9349
 In Old Town Tustin
 397 El Camino Real
 Tustin, CA 92780
 Mon, Tue, Thurs 10:00am-6:00pm
 Wed 10:00am-7:00pm
 Fri & Sat 10:00am-5:00pm
www.flyinggeesefabric.com

Quilting Events in 2012

DEBORAH STANLEY - GALLERY EXHIBIT AT SHOWCASE GALLERY

JANUARY 11- MARCH 2

Open Thursday - Saturday 10:30 - 5:30

Sunday 11:30 - 3

3851 Bear Street, Suite B-15, Santa Ana, CA

VALLEY QUILTERS SHOW

FEBRUARY 10-11: 10 - 4

Valley Wide Community Center

901 Esplanade, San Jacinto, CA

SOUTH BAY QUILTERS GUILD ANNUAL QUILT SHOW "TWIST ON TRADITION"

FEBRUARY 18-19 Quilt Auction, Sunday at 1 pm

Torrance Cultural Art Center, Madrona
and Torrance Blvd., Torrance, CA

[http://www.southbayquiltersguild.org/
QS_2012/qs2012.html](http://www.southbayquiltersguild.org/QS_2012/qs2012.html)



SANTA BARBARA QUILTING RETREAT WITH GWEN MARSTON AND FREDDY MORAN

FEBRUARY 19-23

Crowne Plaza Hotel,
Ventura, CA

Look for a commuter
price and 10% guild
discount.

www.santabarbaraquiltingretreats.com



SAN DIEGO PEOPLE OF COLOR QUILT GUILD OPEN HOUSE

FEBRUARY 25: 10 am - 4 pm

Malcolm X Library, 5148

Market Street, San Diego

www.easysite.com/sdpoc

DESERT GUILDS QUILT SHOW 2012 "DESERT SPLENDOR"

MARCH 2-3: 10 am - 4 pm

Palm Springs Pavilion, 401 S. Pavilion Way

Palm Springs

www.desertguildsqiltshow.com

THE FRIENDSHIP SQUARE QUILT GUILD "A GARDEN OF FRIENDSHIP QUILTS"


MARCH 3-4: Saturday 10 - 5

Sunday 10 - 4

La Habra Community Center

101 W. La Habra Blvd., La Habra

www.fsqq.org



GLENDALE QUILT GUILD "QUILTING GREEN"

MARCH 16-18: Friday, Saturday 10 - 5, Sunday 10 - 4

Burbank Airport Marriott Hotel & Convention

Center, 2500 Hollywood Way, Burbank, CA


[www.glendalequiltguild.org/2012quilt-
show.html](http://www.glendalequiltguild.org/2012quilt-show.html)

TLC QUILTERS QUILT SHOW "A GRANDMOTHER'S FLOWER GARDEN"

MAY 5-6: Saturday 9:30 - 5, Sunday 10 - 4

Women's Club, 126 S. San Jose Avenue,
Covina

www.tlcquilters.org



"CREATE" MIXED MEDIA RETREAT

MAY 30- JUNE 3

Hyatt Regency Irvine, 17900

Jamboree Road Irvine, CA

www.createmixedmediaretreat.com



Valentine clip art from:

Page 1 - Maria Bell, www.Clipart01.com/ao89743

Page 2, 3, 6, 10 - Google Clip Art Free

Page 16 - Terrific Valentine Ephemera Clip Art @ Pugly Pixel



Meet your friends at Fat Quarters Quilt Shop!



Phone 760.739.8222
Toll Free 800.401.8151
www.sewingmachinesplus.com
info@sewingmachinesplus.com

15% Guild Discount on non-machine purchases
\$1 OFF purchases over \$500 for every mile you drive
here up to \$100

Long Arm Quilting Services



Martha Hurlburt
53 Camomile Pl
Aliso Viejo, CA 92655
949-349-9437

DRIVING DIRECTIONS

Driving South on I-5, take Exit 75 toward Palizada, turn left at the first signal (Avenida de la Estrella). The church is in the first block on the left. Park in the North lot or on the street only.

Driving North on I-5, take Exit 75 toward Presidio and turn left. Then turn right at the first street (Avenida de la Estrella). Pass the church on the right. Park in the North lot or on the street only.



Surfside Quilters Guild, a 501(c)(3) corporation, was established in March of 2009 to promote quilting and other fiber arts in the South Orange County area. The Guild offers quilters the opportunity to share experiences and enhance their knowledge and skill in an atmosphere of fellowship. Newsletters are distributed through the Internet. Dues are \$30.00 annually for the membership year of May 1 through April 30. Guests are always welcome for a donation of \$5.00. Membership and Volunteer Forms are available on the SQG website: <http://www.surfsidequiltersguild.org/Home.aspx>.