

HARRY POTTER PLACES
BOOK THREE

Swinley Forest
Super Potterite
Supplementum



www.HarryPotterPlaces.com

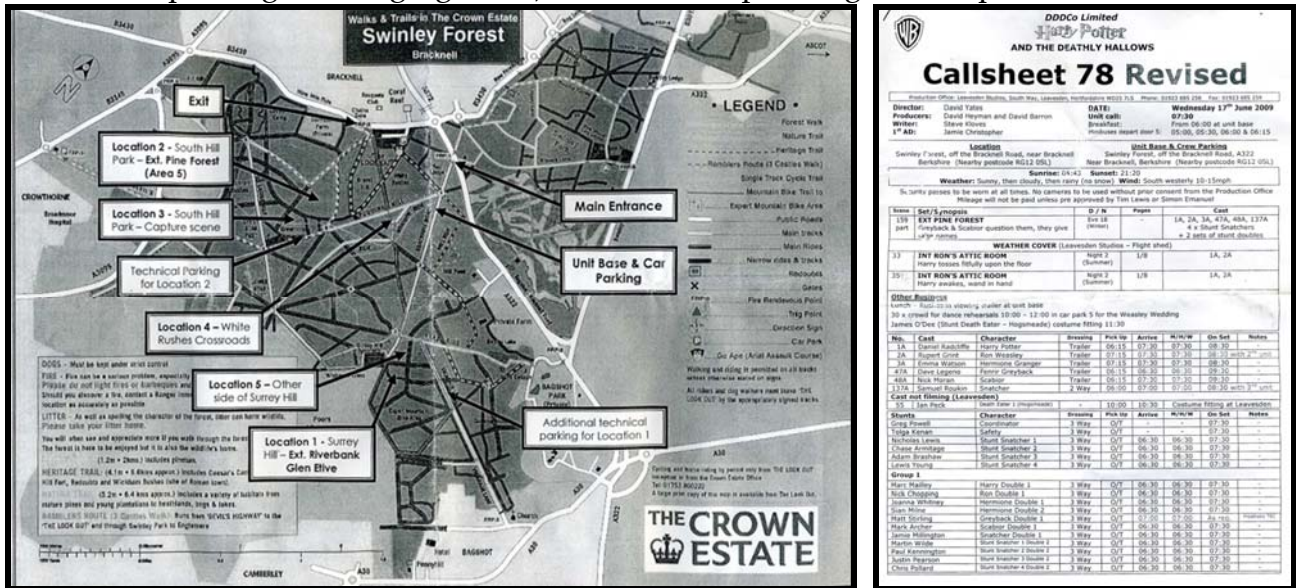
Harry Potter Places Book Three Swinley Forest (Site #42) Super Potterite Supplementum

On June 27th of 2009, while walking along **Nine Mile Ride** (road) near Swinley Forest's **Look Out Discovery Centre**, a 10-year-old boy spotted some papers in the road-side brush. The six-page document he found was titled, *Harry Potter and the Deathly Hallows—Callsheet 78 Revised*, and contained vital information about the *DH* scenes filmed in Swinley Forest between the 18th and 23rd of June, 2009.

Read the **GetBracknell.co.uk** July 3rd, 2009, news story about the boy and his discovery, and see the two Callsheet pages that were made public:
http://www.getbracknell.co.uk/news/s/2053678_harry_potter_location_uncovered_in_bracknell

One of the two Callsheet pages is a black and white photocopy of the official *Walks & Trails in The Crown Estate, Swinley Forest Bracknell* map, which is available online at:
<http://www.gorrick.com/downloads/swinleyforestmap.pdf>

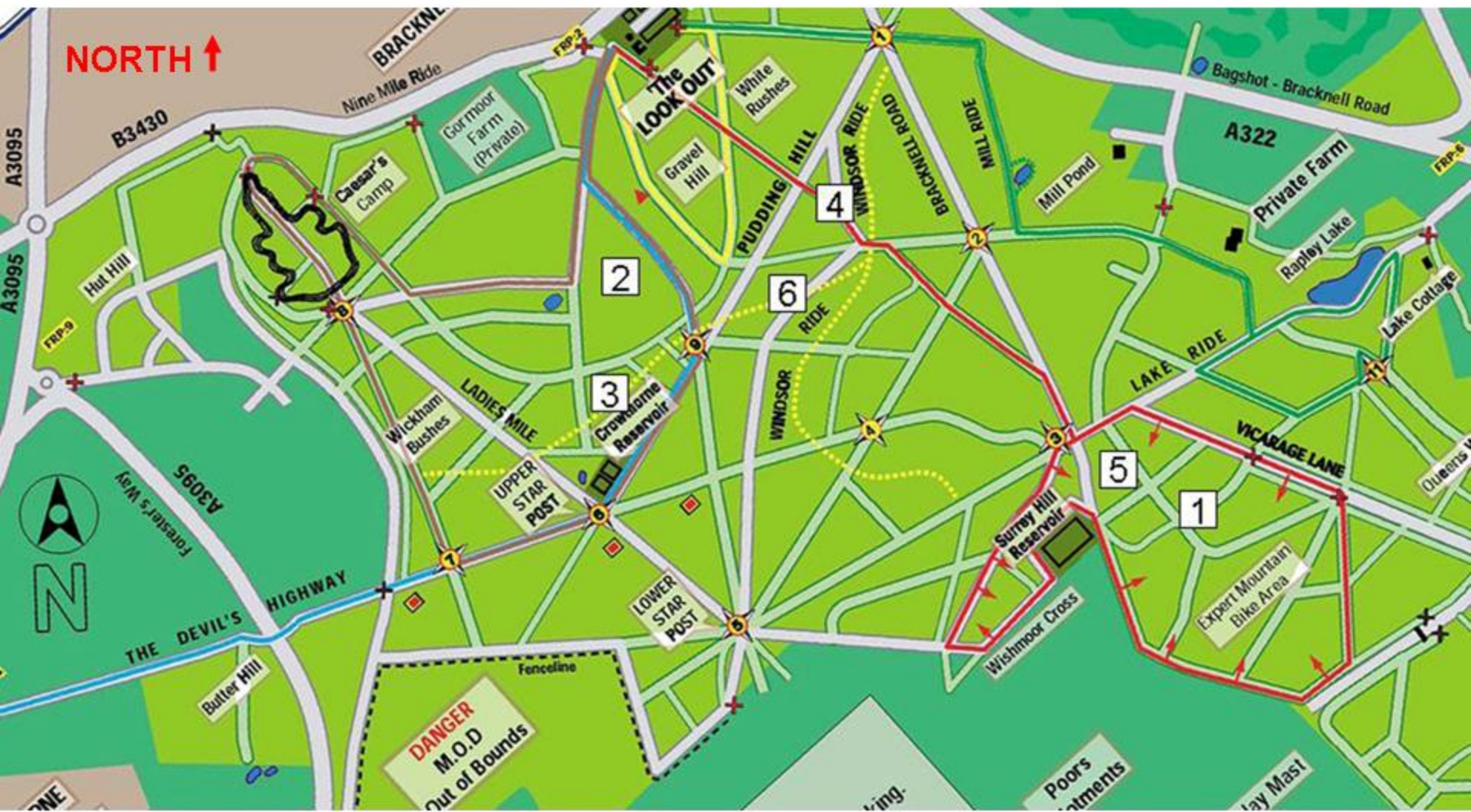
DH production schedulers added boxes to their photocopy, identifying **five filming Locations** (as well as some parking and staging areas), with arrows pointing to each place.



The second Callsheet page detailed the **shooting schedule** for Wednesday, June 17th, 2009.

In February of 2010, additional *DH* filming took place in Swinley Forest, at a **6th Location**.

To create our **Swinley Forest Film Site Map** we used a section of the Crown Estate map, and shifted the map's aspect so that North is **UP**. We used the same numbers assigned to the 2009 film Locations, then added the 6th Location used in 2010.



Swinley Forest Film Site Map Key

- 1 Surrey Hill—Exterior Riverbank Glen Etive
- 2 South Hill Park—Exterior Pine Forest
- 3 South Hill Park—Capture scene
- 4 White Rushes Crossroads
- 5 Other side of Surrey Hill
- 6 The February of 2010 film site

🙄 **Please Note:** Even when armed with our Swinley Forest Film Site Map, and clues from the Callsheet map and Fan Reports, **actual screenshot reproduction opportunities are practically nonexistent in Swinley Forest.**

Location 1—Surrey Hill—Exterior Riverbank Glen Etive

Glen Etive (Site #60) is a gorgeous mountain valley in **Scotland**, where many Harry Potter movie aerial *background plates* have been filmed over the years. *Deathly Hallows Part One* is the only Potter movie that contains principle-actor-footage actually shot in Glen Etive. During a one-day excursion in April of 2009, Harry & Hermione camp site scenes, and the deleted scenes of Ron teaching Hermione to skip stones, were filmed in Glen Etive: on the shores of **River Etive** and **Loch Etive**.

Areas where the Glen Etive Forest borders the river or loch cannot be accessed for filming. Thus, filmmakers decided to shoot several forest-edge scenes in Swinley Forest, with a **green screen** erected so that **Glen Etive background plates could be inserted**.

The Swinley Forest Glen Etive scenes were filmed in a section of forest just east of the **Surrey Hill Reservoir**, a structure covered with concrete. No shore-lined river or pond can be found anywhere near this area.



[© 2009 TJ Moore.]

The opening observed in TJ's green screen set pic was a door that allowed equipment passage during preparation. Just before filming, they closed the door so that the green screen was uninterrupted, and scenes such as those below could be shot.

The beginning of the deleted **Rabbit Chase** scene that turned into a pseudo-serious wand battle between Harry and Ron.



[*Deathly Hallows Part 1* Special Features screenshot (enhanced)]

The morning after Ron's departure, just before Harry and Hermione disappeared to the **Malham Cove Limestone Pavement (Site #48)** camp site.



[*Deathly Hallows Part 1* screenshot (enhanced)]

To escape capture at Xenophilius Lovegood’s house, the trio disappeared to a forest site ...



... accidentally arriving in the midst of Scabior and his gang of Snatchers.



[*Deathly Hallows Part 1* screenshots (enhanced)]

Potter pix snapped here will look *nothing* like the movie’s screenshots, and it’s a rather long and arduous hike to reach this area from the visitor centre. **We suggest that Potterites skip Swinley Forest Location 1.**

Location 2—South Hill Park—Exterior Pine Forest

The 2009 Call Sheet schedule indicates that scenes filmed here involved Scabior and Greyback questioning the captured Trio, and the Trio giving false names. Unfortunately, none of these movie moments contain landmarks helpful to recognizing *where* in Swinley Forest Location 2 their scenes were shot.



[*Deathly Hallows Part 1* screenshot (enhanced)]

Forest Chase Scenes

According to fan reports posted on Potter websites, the Trio was filmed being chased through the forest by Scabior and his Snatchers **in more than one** 2009 Swinley Forest Location—affording a variety of terrain appearances to segments of the chase scenes. Thanks to **TJ Moore**, we know that *DHp1* Snatcher Chase scenes associated with a recognizable slope containing a “fairly wide fire track” were shot in **Location 2**.



[*Deathly Hallows Part 1* Special Features screenshot (enhanced)]



[*Deathly Hallows Part 2* Trailer screenshot (enhanced)]

DHp2 night scenes of Snatchers and Death Eaters swarming down a forest slope were also shot within the fire track found in Swinley Forest Location 2.

Location 3—South Hill Park—Capture Scene

Screenshots snagged from movie footage of the Trio being **captured** don't contain *any* clues helpful to identifying their Swinley Forest film site. In fact, the Capture scenes' terrain looks remarkably similar to the Questioning scenes' terrain (Location 2).



[*Deathly Hallows Part 1* screenshot (enhanced)]



[DHp1 Blu-ray *On The Road* screenshot (enhanced)]

Because it is unlikely that this area can be recognized in real-life, **we suggest that Potterites skip Swinley Forest Location 3.**

Location 4—White Rushes Crossroads

Location 5—Other side of Surrey Hill

We've been unable to identify the scenes filmed in these two locations. They may simply be where several chase segments were shot. Perhaps, someday, someone involved with the filming will contact us and share that information. Until they do, **we suggest that Potterites skip Swinley Forest Locations 4 and 5, as well.**

Location 6—February 2010 Film Site

Beginning with the *Prisoner of Azkaban* movie, a **crooked covered bridge** has spanned the valley between **Hogwarts Castle** and the slope above **Hagrid's Hut**. At Hagrid's end of the bridge is a small, chapel-like structure we call the **Bridge Vestibule**. For *POA* and *Order of the Phoenix*, the Bridge Vestibule set was built on a hillside near **The Clachaig Inn (Site #58)** in Scotland—just above the landing where they constructed the Hagrid's Hut set. After *OOTP* filming, identical Hagrid's Hut and Bridge Vestibule sets were erected on the **Leavesden Studios backlot**.


But, for *Deathly Hallows Part Two* filming in February of 2010, a special Bridge Vestibule set was constructed in Swinley Forest at Location 6. This set was entirely surrounded by a green screen wall, so that CGI images could be inserted everywhere around the area immediately in front of the Bridge Vestibule.



[Enhanced *segments* of Internet-posted Fan Pix obtained from **Oculumencia.com** above and below.
(©2009 "Tom Duncan for SnitchSeeker.com")]



This set was used to film Scabior leading a swarm of Snatchers and Death Eaters into the covered bridge. (Barely visible below, Neville is standing in the doorway of the Bridge Vestibule.)



[*Deathly Hallows Part 2* screenshot (enhanced)]

Because absolutely *nothing* in Location 6 will look anything like the heavily-CGI-enhanced scenes shot here, **we suggest that Potterites skip Swinley Forest Location 6.**

Streamline Your Swinley Forest Visit

Yes, we know the general locations of six *Deathly Hallows* filming areas. But, it is impossible to identify the actual spot within each location where any scene was shot—especially those involving green screens. Happily, creative Potterites can reproduce most of the Swinley Forest screenshots when visiting **Location 2—the site closest to the visitor centre.** Save time and wear on your feet by exercising your *imagination*. When you see a place that seems similar to a screenshot, snap it!



[*Deathly Hallows Part 1* Special Features screenshots (enhanced) above and below]

