

SWITCHMASTER™ SWITCH MACHINES

YOUR MODEL RAILROAD DESERVES THE BEST!

We are very pleased to offer what we think, and as many of our customers believe, is the finest switch machine you can put under your layout. Our SwitchMaster premium switch machines are unsurpassed in quality, reliability, ease of installation and operation.

The beauty of this switch machine is hidden inside its simple exterior, employing the long proven Hanksraft 4 rpm 3 volt (1.2k ohm resistor is included for 12v DC operation and circuit protection) gearhead display motor. The fully enclosed metal gears insure strong torque and quiet operation which are engineered and built to provide a long, trouble-free life.


Simplicity is the key to this machine whether mounting it or wiring it. Installation does not require precise adjustments, so one trip under the layout is usually all you need!

The machine operates by applying a constant current of 12v DC. Once the points have thrown and cannot go any further, the motor simply stalls out, drawing just 10mA of current (so you can run 100 SwitchMasters on 1 amp of power). Reverse polarity and the turnout moves in the opposite direction.

The switch machine firmly presses the points against the outside rail for positive contact. Operationally, you virtually eliminate the chance a point rail will be slightly open and cause a derailment. Electrically, it provides a tight contact to the outside rail, eliminating the need for jumpers and additional relay contacts to power the points in most cases. An optional 3 amp SPDT micro switch is available if power routing is necessary.

We can take further advantage of the constant current and operate panel indicators (LEDs or lamps) and track side signals with the same circuit—eliminating extra contacts, power supplies and complicated wiring schemes! Flip the toggle (or push button switch) and the turnout is activated, the panel lights change, as do the signal lights.

SwitchMasters are DCC compatible (so long as your turnouts are), and in fact, some DCC manufacturers have components available for their remote operation.

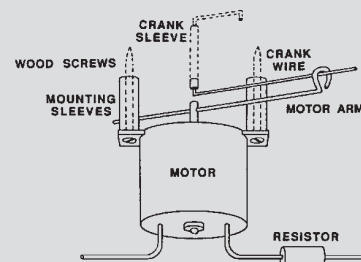


SwitchMaster makes a perfect replacement switch machine, because it can be installed with existing track with little effort. The linkage (included) requires only a 1/16" hole—it can be drilled with your turnout in place! Or the linkage can be fully hidden by installing under the turnout. And it's powerful—enough to operate complex linkage.

Whether you are planning a new layout (any scale by the way) or upgrading an existing layout, be sure to try at least one SwitchMaster. The comparison with other switch machines will make you a believer!



www.builders-in-scale.com



FEATURING:

- True Slow Motion
- Virtually Noise Free
- Operates on 12V DC, low current (10mA)
- Extremely easy to install
- Designed for all scales
- All linkage and hardware included
- Constant positive rail pressure
- Ultra durable, long-life motor

BUILDERS IN SCALE P. O. BOX 1427 MUKILTEO, WA 98275 USA (425) 355-5622

FINE CRAFT KITS AND BUILDER'S PARTS BUILDERS IN SCALE AVAILABILITY PRICE LIST

PRODUCT LISTING
2020 - WINTER EDITION




CHECK OUR WEB SITE
FOR LATEST NEWS and AVAILABILITY
www.builders-in-scale.com

Builders In Scale moved just north of Seattle in 2002, and is now owned and operated by C. C. Crow. Not only have we continued to offer these legacy Evening Express™ kits and our extensive line of detail parts and model building supplies—we have developed many more in the fine Builders In Scale tradition established by our founders Jim and Jan Haggard.




Our Evening Express kits feature all the quality and detail of our retired Limited Edition kits, but at much less cost. They contain craft-style parts (laser-cut wood, metal detail parts and in some cases plaster castings), and include step-by-step construction and weathering instructions. New LaserWood kits (and parts) feature fantastic board-by-board look with thousands of nailhead detail and scale planking etched on per-cut walls platforms and parts, with stair stringers and treads, shingles...



Kit #603 HO - Flybinyte Construction Co.



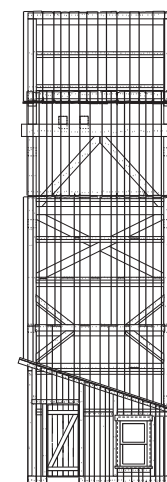
Kit #602 HO - Pump & Boiler House



Kit #601 HO - The Trackside Shed

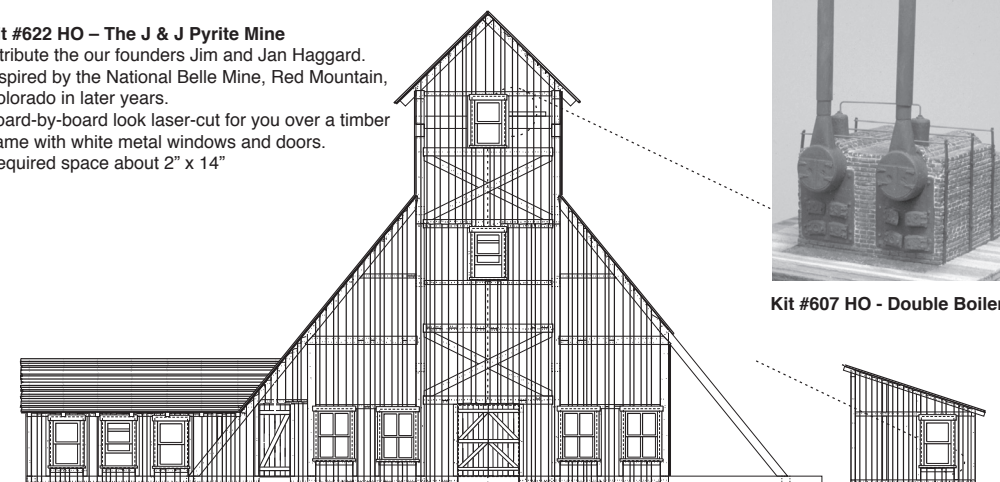
EVENING EXPRESS™

See our web site for full listings - www.builders-in-scale.com



Kit #622 HO - The J & J Pyrite Mine

A tribute to our founders Jim and Jan Haggard. Inspired by the National Belle Mine, Red Mountain, Colorado in later years. Board-by-board look laser-cut for you over a timber frame with white metal windows and doors. Required space about 2" x 14"



Kit #607 HO - Double Boiler

BUILDERS IN SCALE P. O. BOX 1427 MUKILTEO, WA 98275 USA (425) 355-5622

DETAIL PARTS & FIGURES

For illustration purposes, these parts are shown in various scales. All parts are faithful to 1/4" scale.



7200
Depot
Chimney (2)



7201
Smokejack-
Wall Mount (2)



7401
Roll Top Desk



7407
4-blade
Ceiling Fan



7421
Steam Radiator
Kit



7422
Gas Meter (2)



7414
Depot Stove

See our web site for full listings - www.builders-in-scale.com



7600
The Professor



7601
Lefty (w/ removable
right arm)



7602
C. W. Nichols
(suspenders & hat)



7611
40's Workman




7612
Seated Man
(shirtless)



7702
Beavers (set of 3
in various pose)

HO - DETAILING SETS

- Part #5500 (HO) Backyard Detail Set
- Part #5501 (HO) Alley Detail Set
- Part #5502 (HO) Warehouse Detail Set
- Part #5503 (HO) Depot Detail Set
- Part #5504 (HO) Nautical Detail Set
- Part #5505 (HO) Office Detail Set
- Part #5506 (HO) Mine Junk Detail Set
- Part #5507 (HO) Workshop Detail Set
- Part #5508 (HO) Wooden Crates Detail Set
- Part #5509 (HO) Sacks Detail Set
- Part #5510 (HO) Drums & Kegs Detail Set
- Part #5511 (HO) Pallets Detail Set
- Part #5512 (HO) Bull Wheel Detail Set
- Part #5513 (HO) 55 gal. Drums Detail Set
- Part #5514 (HO) Park Bench Detail Set
- Part #5515 (HO) Roundhouse Stove Set



SCRATCH BUILDING PARTS & SUPPLIES

We offer a full line of model building supplies. Cover your roofs with any one of our roofing options, from old rusty Corrugated or fresh new Ribbed Seam, various Tar Paper, Slate, Rustic or "City" Shingles, or one to several of our fancy Victorians.

WEATHERING SUPPLIES

SilverWood™ Stain

Part #106 SilverWood Stain 4 fl. oz. - Premixed weathering and aging stain for wood and plaster, including dauber.
Part #123 SilverWood Stain 8 fl. oz. - for large jobs.
See price sheet for new additional colors!

WEATHERING CHALKS

Part #107 Weathering Chalks - Set of 8 specially selected colors for weathering structures, including stubble brush.
Part #108 "Scenic" Weathering Chalks - Set of 8 more colors: blues, greens, yellows, including stubble brush.

MODEL BUILDERS SCALE CHAIN


18" per package (12" on Ornate and XL)
Also available in 10 ft. / 12 ft. lengths

- Part #250, 251 - 40 links per inch
- Part #248, 249 - 20 links per inch
- Part #252, 253 - 27 links per inch
- Part #254, 255 - 15 links per inch
- Part #256, 257 - 12 links per inch
- Part #240, 241 - 16 links per inch
- Part #242, 243 - 14 links per inch

BLACKENED or RED BRASS

WINDOW COVERINGS

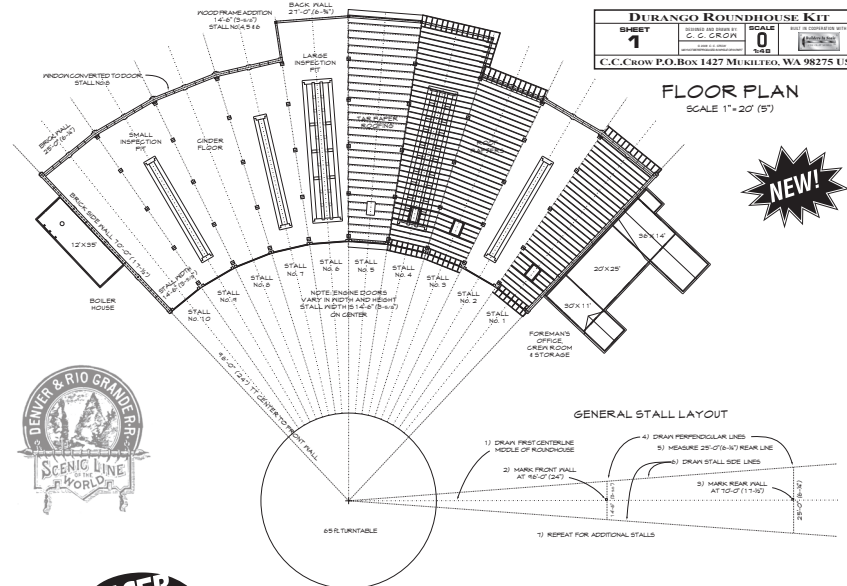
Our original laser-cut Lace Curtains and Venetian Blinds add exceptional detail and dimension to your window openings. Packages include curtains / blinds of various sizes.



BLINDS now available in scale widths of 24", 30", 36" and 48", see price list.

- Part #265 (HO/S) Lace Curtains / pkg. of 8
- Part #709 (O) Lace Curtains / pkg. of 6
- Part #901 (G) Lace Curtains / pkg. of 4
- Part #503 (HO/S) Venetian Blinds / pkg. of 10
- Part #404 (N) Venetian Blinds / pkg. of 17
- Part #705 (O) Venetian Blinds / pkg. of 6

DURANGO ROUNDHOUSE - HO n3



Illustrated here are a few of the plans for **The Durango Roundhouse** by **C. C. Crow** in O-scale which is long under production by reservation.

Over three years of research and development went into this incredible kit. As you can see the drawings are first rate, as are all the thought and care that goes into the box.

The next logical step is to bring it out in HO n3.

But first, for some unexplainable reason, I'm doing a second run of **Ridgway Roundhouse** in HO (I thought would be simple, but just had to update with the laser) which is by reservation.

The pattern work is complete for Durango with details to be reproduced in white metal, along with scale brickwork done in White Hydrocal, a signature of C. C. Crow. The roof panels and other wooden parts will be precisely rendered on our Epilog laser engraver.

There is still plenty of work to do. No release date has been set, no price range either, but we want you to know it is underway.



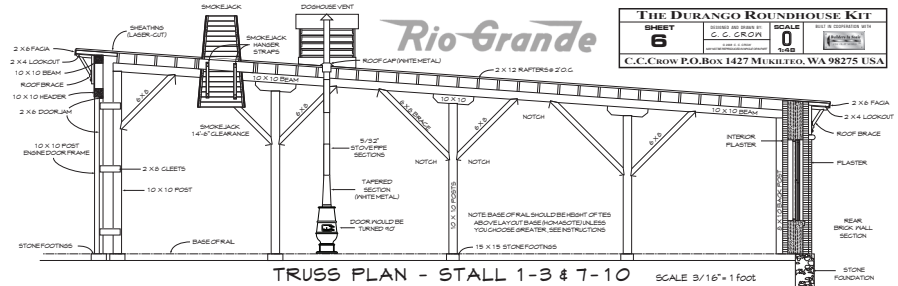
The HO n3 kit will be offered in two styles, "Classic" with windowed engine doors, and a Late version where the engine doors have been replaced without windows but with unique details such as man-doors in certain locations.

The kit will be offered in the full 10-stall configuration shown here with the boiler house and foreman's office.

Reservations will be made available once the project is further along.

My apologies for the long waits- These are not made in China! Just by me, in the basement of our family home in Mukilteo, Washington.

See www.ccrow.com for updates.



C. C. CROW P. O. BOX 1427 MUKILTEO, WA 98275 USA (425) 355-5622

GENERAL MODELING SUPPLIES - ALL SCALES. Table with columns: ITEM No., SCALE, DESCRIPTION, PRICE, QTY., TOTAL. Lists various modeling materials like foam, wood stain, chalking, and sand.

SCRATCHBUILDING AND DETAIL PARTS. Table with columns: ITEM No., SCALE, DESCRIPTION, PRICE, QTY., TOTAL. Lists various detail parts for scratchbuilding, including chains, tar paper, and metal sheets.

HIGHWAY STRIPES. Text: We are putting our laser to work on some self-adhesive highway stripes and markings. Part #570 4-1/2" HIGHWAY STRIPES, WHITE...

WHITE METAL DETAIL PARTS - O SCALE. Table with columns: ITEM No., SCALE, DESCRIPTION, PRICE, QTY., TOTAL. Lists various white metal detail parts categorized by series (7200, 7250, 7400, 7440).

FIGURES - 7600-SERIES - O SCALE. Table with columns: ITEM No., SCALE, DESCRIPTION, PRICE, QTY., TOTAL. Lists various figures from the 7600 series.

ANIMALS - 7700-SERIES - O SCALE. Table with columns: ITEM No., SCALE, DESCRIPTION, PRICE, QTY., TOTAL. Lists various animal figures from the 7700 series.



CHECK OUR WEB SITE: WWW.BUILDERS-IN-SCALE.COM FOR LATEST UPDATES AND AVAILABILITY

Summary table for the first page: SUBTOTAL - COLUMN 1

Summary table for the second page: SUBTOTAL - COLUMN 2



CHECK OUR WEB SITE: WWW.BUILDERS-IN-SCALE.COM FOR LATEST UPDATES AND AVAILABILITY

Summary table for the third page: SUBTOTAL - COLUMN 11

Summary table for the fourth page: SUBTOTAL - COLUMN 12

