

Operations Manager 2007 R2 Supported Configurations

Updated: October 1, 2010

Applies To: Operations Manager 2007 R2

This document provides information about the supported operating systems, hardware configurations, software requirements, installation combinations, and security configurations for Microsoft System Center Operations Manager 2007. This document focuses on the supported configurations and only mentions unsupported configurations when necessary. If operating systems, hardware configurations, software requirements, installation combinations, and security configurations are not presented here, they have not been tested and are not supported.

You can use the Operations Manager 2007 Prerequisite Viewer to check the hardware and software prerequisites and to create a report that lists which prerequisites your system meets or does not meet to install and use Operations Manager 2007.

Note

Operations Manager 2007 components can be installed on the same computers with Operations Manager 2005 components.

Note

Operations Manager 2007 SP1 is supported on Windows Server 2008. Both Windows Server 2008 and Operations Manager 2007 SP1 hotfixes are required. Official supported scenarios with the required hotfixes can be found at: <http://go.microsoft.com/fwlink/?LinkId=119299>. Operations Manager 2007 R2 is supported on Windows Server 2008, no hotfixes are required.

It is recommended that you also review the key concepts of Operations Manager 2007 and your deployment design and planning documents. Areas to review include the following:

- The Operations Manager 2007 Release Notes identify any changes that could affect planning for a new deployment of Operations Manager 2007.
- The Microsoft Operations Manager 2007 security content provides detailed information about the security-related features and settings in Operations Manager 2007 that can affect your deployment.

Operations Manager 2007 Virtualization Support

Microsoft supports running all Operations Manager 2007 components in any physical or virtual environment that meets the minimum requirements that are stated in this document. However, for

performance reasons, Microsoft recommends against virtualizing the root management server (RMS), the OperationsManager database, and the OperationsDW database. There are some restrictions on virtualization functionality that can be used with Operations Manager 2007. Specifically, virtual computers running any Operations Manager 2007 component must not make use of any functionality where all activity on the virtual computer is not immediately committed to the virtual hard drive. This includes making use of point-in-time snapshots and writing changes to a temporary virtual hard drive. This is true no matter what virtualization technology is used with Operations Manager 2007.

Supported Operating Systems

The following table lists the operating systems that are supported by each Operations Manager 2007 component.

Operations Manager 2007 Component	Supported Microsoft Windows Operating Systems
Operations Manager Operations database	Windows Server 2003 Standard Edition with Service Pack 1 (SP1) Windows Server 2003 Standard Edition with Service Pack 2 (SP2) Windows Server 2003 Standard x64 Edition with SP1 or SP2 Windows Server 2003 Enterprise Edition with SP1 or SP2 Windows Server 2003 Enterprise Edition with SP2 Windows Server 2003 Enterprise x64 Edition with SP1 or SP2 Windows Server 2003 Datacenter Edition with SP1 or SP2 Windows Server 2003 Datacenter Edition with SP2 Windows Server 2003 Datacenter x64 Edition with SP1 or SP2 Windows Server 2003 R2 Standard Edition with SP1 or SP2 Windows Server 2003 R2 Standard x64 Edition with SP1 or SP2 Windows Server 2003 R2 Enterprise Edition with SP1 or SP2 Windows Server 2003 R2 Enterprise x64 Edition with SP1 or

	<p>SP2</p> <p>Windows Server 2003 R2 Datacenter Edition with SP1 or SP2</p> <p>Windows Server 2003 R2 Datacenter x64 Edition with SP1 or SP2</p> <p>Windows Server 2008 Standard 32-Bit with SP1 or SP2</p> <p>The 64-bit edition of Windows Server 2008 Standard with SP1 or SP2</p> <p>Windows Server 2008 Enterprise 32-Bit with SP1 or SP2</p> <p>The 64-bit edition of Windows Server 2008 Enterprise with SP1 or SP2</p> <p>Windows Server 2008 Datacenter 32-Bit with SP1 or SP2</p> <p>The 64-bit edition of Windows Server 2008 Datacenter with SP1 or SP2</p> <p>Windows Server 2008 R2</p>
<p>Management server or root management server</p>	<p>Windows Server 2003 Standard Edition with Service Pack 1 (SP1)</p> <p>Windows Server 2003 Standard Edition with Service Pack 2 (SP2)</p> <p>Windows Server 2003 Standard x64 Edition with SP1 or SP2</p> <p>Windows Server 2003 Enterprise Edition with SP1</p> <p>Windows Server 2003 Enterprise Edition with SP2</p> <p>Windows Server 2003 Enterprise x64 Edition with SP1 or SP2</p> <p>Windows Server 2003 Datacenter Edition with SP1</p> <p>Windows Server 2003 Datacenter Edition with SP2</p> <p>Windows Server 2003 Datacenter x64 Edition with SP1 or SP2</p> <p>Windows Server 2003 R2 Standard Edition with SP1 or SP2</p>

	<p>Windows Server 2003 R2 Standard x64 Edition with SP1 or SP2</p> <p>Windows Server 2003 R2 Enterprise Edition with SP1 or SP2</p> <p>Windows Server 2003 R2 Enterprise x64 Edition with SP1 or SP2</p> <p>Windows Server 2003 R2 Datacenter Edition with SP1 or SP2</p> <p>Windows Server 2003 R2 Datacenter x64 Edition with SP1 or SP2</p> <p>Windows Server 2008 Standard 32-Bit with SP1 or SP2</p> <p>The 64-bit edition of Windows Server 2008 Standard with SP1 or SP2</p> <p>Windows Server 2008 Enterprise 32-Bit with SP1 or SP2</p> <p>The 64-bit edition of Windows Server 2008 Enterprise with SP1 or SP2</p> <p>Windows Server 2008 Datacenter with SP1 or SP2 32-Bit</p> <p>The 64-bit edition of Windows Server 2008 Datacenter with SP1 or SP2</p> <p>Windows Server 2008 R2</p>
<p>Operations console</p>	<p>Windows Server 2003 Standard Edition with Service Pack 1 (SP1)</p> <p>Windows Server 2003 Standard Edition with Service Pack 2 (SP2)</p> <p>Windows Server 2003 Standard x64 Edition with SP1 or SP2</p> <p>Windows Server 2003 Enterprise Edition with SP1</p> <p>Windows Server 2003 Enterprise Edition with SP2</p> <p>Windows Server 2003 Enterprise x64 Edition with SP1 or SP2</p> <p>Windows Server 2003 Datacenter Edition with SP1</p> <p>Windows Server 2003 Datacenter Edition with SP2</p>

Windows Server 2003 Datacenter x64 Edition with SP1 or SP2

Windows Server 2003 R2 Standard Edition with SP1 or SP2

Windows Server 2003 R2 Standard x64 Edition with SP1 or SP2

Windows Server 2003 R2 Enterprise Edition with SP1 or SP2

Windows Server 2003 R2 Enterprise x64 Edition with SP1 or SP2

Windows Server 2003 R2 Datacenter Edition with SP1 or SP2

Windows Server 2003 R2 Datacenter x64 Edition with SP1 or SP2

Windows XP Professional with SP2

Windows XP Professional x64 Edition

Windows Vista Ultimate

The 64-bit edition of Windows Vista Ultimate

Windows Vista Business

The 64-bit edition of Windows Vista Business

Windows Vista Enterprise

The 64-bit edition of Windows Vista Enterprise

Windows Server 2008 Standard 32-Bit with SP1 or SP2

The 64-bit edition of Windows Server 2008 Standard with SP1 or SP2

Windows Server 2008 Enterprise 32-Bit with SP1 or SP2

The 64-bit edition of Windows Server 2008 Enterprise with SP1 or SP2

Windows Server 2008 Datacenter 32-Bit with SP1 or SP2

The 64-bit edition of Windows Server 2008 Datacenter with SP1 or SP2

	<p>Windows Server 2008 R2</p> <p>Windows 7</p>
<p>Reporting data warehouse</p>	<p>Windows Server 2003 Standard Edition with Service Pack 1 (SP1)</p> <p>Windows Server 2003 Standard Edition with Service Pack 2 (SP2)</p> <p>Windows Server 2003 Standard x64 Edition with SP1 or SP2</p> <p>Windows Server 2003 Enterprise Edition with SP1</p> <p>Windows Server 2003 Enterprise Edition with SP2</p> <p>Windows Server 2003 Enterprise x64 Edition with SP1 or SP2</p> <p>Windows Server 2003 Datacenter Edition with SP1</p> <p>Windows Server 2003 Datacenter Edition with SP2</p> <p>Windows Server 2003 Datacenter x64 Edition with SP1 or SP2</p> <p>Windows Server 2003 R2 Standard Edition with SP1 or SP2</p> <p>Windows Server 2003 R2 Standard x64 Edition with SP1 or SP2</p> <p>Windows Server 2003 R2 Enterprise Edition with SP1 or SP2</p> <p>Windows Server 2003 R2 Enterprise x64 Edition with SP1 or SP2</p> <p>Windows Server 2003 R2 Datacenter Edition with SP1 or SP2</p> <p>Windows Server 2003 R2 Datacenter x64 Edition with SP1 or SP2</p> <p>Windows Server 2008 Standard 32-Bit with SP1 or SP2</p> <p>The 64-bit edition of Windows Server 2008 Standard with SP1 or SP2</p> <p>Windows Server 2008 Enterprise 32-Bit with SP1 or SP2</p> <p>The 64-bit edition of Windows Server 2008 Enterprise with</p>

	<p>SP1 or SP2</p> <p>Windows Server 2008 Datacenter 32-Bit with SP1 or SP2</p> <p>The 64-bit edition of Windows Server 2008 Datacenter with SP1 or SP2</p> <p>Windows Server 2008 R2</p>
Reporting server	<p>Windows Server 2003 Standard Edition with Service Pack 1 (SP1)</p> <p>Windows Server 2003 Standard Edition with Service Pack 2 (SP2)</p> <p>Windows Server 2003 Standard x64 Edition with SP1 or SP2</p> <p>Windows Server 2003 Enterprise Edition with SP1</p> <p>Windows Server 2003 Enterprise Edition with SP2</p> <p>Windows Server 2003 Enterprise x64 Edition with SP1 or SP2</p> <p>Windows Server 2003 Datacenter Edition with SP1</p> <p>Windows Server 2003 Datacenter Edition with SP2</p> <p>Windows Server 2003 Datacenter x64 Edition with SP1 or SP2</p> <p>Windows Server 2003 R2 Standard Edition with SP1 or SP2</p> <p>Windows Server 2003 R2 Standard x64 Edition with SP1 or SP2</p> <p>Windows Server 2003 R2 Enterprise Edition with SP1 or SP2</p> <p>Windows Server 2003 R2 Enterprise x64 Edition with SP1 or SP2</p> <p>Windows Server 2003 R2 Datacenter Edition with SP1 or SP2</p> <p>Windows Server 2003 R2 Datacenter x64 Edition with SP1 or SP2</p> <p>Windows Server 2008 Standard 32-Bit with SP1 or SP2</p> <p>The 64-bit edition of Windows Server 2008 Standard with SP1</p>

	<p>or SP2</p> <p>Windows Server 2008 Enterprise 32-Bit with SP1 or SP2</p> <p>The 64-bit edition of Windows Server 2008 Enterprise with SP1 or SP2</p> <p>Windows Server 2008 Datacenter 32-Bit with SP1 or SP2</p> <p>The 64-bit edition of Windows Server 2008 Datacenter with SP1 or SP2</p> <p>Windows Server 2008 R2</p>
<p>gateway server</p>	<p>Windows Server 2003 Standard Edition with Service Pack 1 (SP1)</p> <p>Windows Server 2003 Standard Edition with Service Pack 2 (SP2)</p> <p>Windows Server 2003 Standard x64 Edition with SP1 or SP2</p> <p>Windows Server 2003 Enterprise Edition with SP1</p> <p>Windows Server 2003 Enterprise Edition with SP2</p> <p>Windows Server 2003 Enterprise x64 Edition with SP1 or SP2</p> <p>Windows Server 2003 R2 Standard Edition with SP1 or SP2</p> <p>Windows Server 2003 R2 Standard x64 Edition with SP1 or SP2</p> <p>Windows Server 2003 R2 Enterprise Edition with SP1 or SP2</p> <p>Windows Server 2003 R2 Enterprise x64 Edition with SP1 or SP2</p> <p>Windows Server 2008 Standard 32-Bit with SP1 or SP2</p> <p>The 64-bit edition of Windows Server 2008 Standard with SP1 or SP2</p> <p>Windows Server 2008 Enterprise 32-Bit with SP1 or SP2</p> <p>The 64-bit edition of Windows Server 2008 Enterprise with SP1 or SP2</p>

	<p>Windows Server 2008 Datacenter 32-Bit with SP1 or SP2</p> <p>The 64-bit edition of Windows Server 2008 Datacenter with SP1 or SP2</p> <p>Windows Server 2008 R2</p>
<p>Web console server</p>	<p>Windows Server 2003 Standard Edition with Service Pack 1 (SP1)</p> <p>Windows Server 2003 Standard Edition with Service Pack 2 (SP2)</p> <p>Windows Server 2003 Standard x64 Edition</p> <p>Windows Server 2003 Enterprise Edition with SP1</p> <p>Windows Server 2003 Enterprise Edition with SP2</p> <p>Windows Server 2003 Enterprise x64 Edition</p> <p>Windows Server 2003 R2 Standard Edition</p> <p>Windows Server 2003 R2 Standard x64 Edition</p> <p>Windows Server 2003 R2 Enterprise Edition</p> <p>Windows Server 2003 R2 Enterprise x64 Edition</p> <p>Windows Server 2008 Standard 32-Bit with SP1 or SP2</p> <p>The 64-bit edition of Windows Server 2008 Standard with SP1 or SP2</p> <p>Windows Server 2008 Enterprise 32-Bit with SP1 or SP2</p> <p>The 64-bit edition of Windows Server 2008 Enterprise with SP1 or SP2</p> <p>Windows Server 2008 Datacenter 32-Bit with SP1 or SP2</p> <p>The 64-bit edition of Windows Server 2008 Datacenter with SP1 or SP2</p> <p>Windows Server 2008 R2</p>

 **Note**

The Operations Manager 2007 Web console browser runs on any operating system that supports Internet Explorer 6 or 7.

Audit database

Windows Server 2003 Standard Edition with Service Pack 1 (SP1)

Windows Server 2003 Standard Edition with Service Pack 2 (SP2)

Windows Server 2003 Standard x64 Edition with SP1 or SP2

Windows Server 2003 Enterprise Edition with SP1

Windows Server 2003 Enterprise Edition with SP2

Windows Server 2003 Enterprise x64 Edition with SP1 or SP2

Windows Server 2003 Datacenter Edition with SP1

Windows Server 2003 Datacenter Edition with SP1

Windows Server 2003 Datacenter x64 Edition with SP1 or SP2

Windows Server 2003 R2 Standard Edition with SP1 or SP2

Windows Server 2003 R2 Standard x64 Edition with SP1 or SP2

Windows Server 2003 R2 Enterprise Edition with SP1 or SP2

Windows Server 2003 R2 Enterprise x64 Edition with SP1 or SP2

Windows Server 2003 R2 Datacenter Edition with SP1 or SP2

Windows Server 2003 R2 Datacenter x64 Edition with SP1 or SP2

Windows Server 2008 Standard 32-Bit with SP1 or SP2

The 64-bit edition of Windows Server 2008 Standard with SP1 or SP2

	<p>Windows Server 2008 Enterprise 32-Bit with SP1 or SP2</p> <p>The 64-bit edition of Windows Server 2008 Enterprise with SP1 or SP2</p> <p>Windows Server 2008 Datacenter 32-Bit with SP1 or SP2</p> <p>The 64-bit edition of Windows Server 2008 Datacenter with SP1 or SP2</p> <p>Windows Server 2008 R2</p>
<p>Management server with audit collector</p>	<p>Windows Server 2003 Standard Edition with Service Pack 1 (SP1)</p> <p>Windows Server 2003 Standard Edition with Service Pack 2 (SP2)</p> <p>Windows Server 2003 Standard x64 Edition with SP1 or SP2</p> <p>Windows Server 2003 Enterprise Edition with SP1</p> <p>Windows Server 2003 Enterprise Edition with SP2</p> <p>Windows Server 2003 Enterprise x64 Edition with SP1 or SP2</p> <p>Windows Server 2003 R2 Standard Edition with SP1 or SP2</p> <p>Windows Server 2003 R2 Standard x64 Edition with SP1 or SP2</p> <p>Windows Server 2003 R2 Enterprise Edition with SP1 or SP2</p> <p>Windows Server 2003 R2 Enterprise x64 Edition with SP1 or SP2</p> <p>Windows Server 2008 Standard 32-Bit with SP1 or SP2</p> <p>The 64-bit edition of Windows Server 2008 Standard with SP1 or SP2</p> <p>Windows Server 2008 Enterprise 32-Bit with SP1 or SP2</p> <p>The 64-bit edition of Windows Server 2008 Enterprise with SP1 or SP2</p> <p>Windows Server 2008 Datacenter 32-Bit with SP1 or SP2</p>

	<p>The 64-bit edition of Windows Server 2008 Datacenter with SP1 or SP2</p> <p>Windows Server 2008 R2</p>
<p>Management server with Agentless Exception Monitoring file share</p>	<p>Windows Server 2003 Standard Edition with Service Pack 1 (SP1)</p> <p>Windows Server 2003 Standard Edition with Service Pack 2 (SP2)</p> <p>Windows Server 2003 Standard x64 Edition with SP1 or SP2</p> <p>Windows Server 2003 Enterprise Edition with SP1</p> <p>Windows Server 2003 Enterprise Edition with SP2</p> <p>Windows Server 2003 Enterprise x64 Edition with SP1 or SP2</p> <p>Windows Server 2003 R2 Standard Edition with SP1 or SP2</p> <p>Windows Server 2003 R2 Standard x64 Edition with SP1 or SP2</p> <p>Windows Server 2003 R2 Enterprise Edition with SP1 or SP2</p> <p>Windows Server 2003 R2 Enterprise x64 Edition with SP1 or SP2</p> <p>Windows Server 2008 Standard 32-Bit with SP1 or SP2</p> <p>The 64-bit edition of Windows Server 2008 Standard with SP1 or SP2</p> <p>Windows Server 2008 Enterprise 32-Bit with SP1 or SP2</p> <p>The 64-bit edition of Windows Server 2008 Enterprise with SP1 or SP2</p> <p>Windows Server 2008 Datacenter 32-Bit with SP1 or SP2</p> <p>The 64-bit edition of Windows Server 2008 Datacenter with SP1 or SP2</p> <p>Windows Server 2008 R2</p>

Agent

Windows 2000 Server with Service Pack 4 (SP4)

Windows 2000 Professional with SP4

Windows Server 2003 Standard Edition with Service Pack 1 (SP1)

Windows Server 2003 Standard Edition with Service Pack 2 (SP2)

Windows Server 2003 Standard x64 Edition

Windows Server 2003 Enterprise Edition with SP1

Windows Server 2003 Enterprise Edition with SP2

Windows Server 2003 Enterprise x64 Edition with SP1 or SP2

Windows Server 2003 Enterprise Edition for Itanium-based Systems with SP1

Windows Server 2003 Enterprise Edition for Itanium-based Systems with SP2

Windows Server 2003 Datacenter Edition with SP1

Windows Server 2003 Datacenter Edition with SP2

Windows Server 2003 Datacenter x64 Edition with SP1 or SP2

Windows Server 2003 Datacenter Edition for Itanium-based Systems with SP1

Windows Server 2003 Datacenter Edition for Itanium-based Systems with SP2

Windows Server 2003 R2 Standard Edition with SP1 or SP2

Windows Server 2003 R2 Standard x64 Edition with SP1 or SP2

Windows Server 2003 R2 Enterprise Edition with SP1 or SP2

Windows Server 2003 R2 Enterprise x64 Edition with SP1 or SP2

Windows Server 2003 R2 Enterprise Edition for Itanium-based Systems with Service Pack 1 (SP1) or Service Pack 2 (SP2)

Windows Server 2003 R2 Datacenter Edition with SP1 or SP2

Windows Server 2003 R2 Datacenter x64 Edition with SP1 or SP2

Windows Server 2003 R2 Datacenter Edition for Itanium-based Systems with SP1 or SP2

Windows XP Professional with SP2

Windows XP Professional x64 Edition with SP2

Windows Vista Ultimate

The 64-bit edition of Windows Vista Ultimate

Windows Vista Business

The 64-bit edition of Windows Vista Business

Windows Vista Enterprise

The 64-bit edition of Windows Vista Enterprise

Windows Server 2008 Standard 32-Bit with SP1 or SP2

The 64-bit edition of Windows Server 2008 Standard with SP1 or SP2

Windows Server 2008 Enterprise 32-Bit with SP1 or SP2

The 64-bit edition of Windows Server 2008 Enterprise with SP1 or SP2

Windows Server 2008 Datacenter 32-Bit with SP1 or SP2

The 64-bit edition of Windows Server 2008 Datacenter with SP1 or SP2

Windows Server 2008 Standard 32-Bit, Core role installed with SP1 or SP2

The 64-bit edition of Windows Server 2008 Standard, Core role installed with SP1 or SP2

Windows Server 2008 Enterprise 32-Bit, Core role installed with SP1 or SP2

	<p>The 64-bit edition of Windows Server 2008 Enterprise, Core role installed with SP1 or SP2</p> <p>Windows Server 2008 Datacenter 32-Bit, Core role installed with SP1 or SP2</p> <p>The 64-bit edition of Windows Server 2008 Datacenter, Core role installed with SP1 or SP2</p> <p>Windows Server 2008 for Itanium-based Systems with SP1 or SP2</p> <p>Windows Server 2008 R2</p> <p>Windows 7</p> <p>Windows Server 2008 Foundation</p> <p>Microsoft Hyper-V Server 2008</p> <p>Microsoft Hyper-V Server 2008 R2</p> <p>WePOS v1</p> <p>POSReady</p> <p>Windows XP Embedded Standard</p> <p>Windows XP Embedded Enterprise</p> <p>Windows XP Embedded POSReady</p> <p>Windows 7 Professional for Embedded Systems</p> <p>Windows 7 Ultimate for Embedded Systems</p>
Authoring console	<p>Windows Server 2003 Standard Edition with Service Pack 1 (SP1)</p> <p>Windows Server 2003 Standard Edition with Service Pack 2 (SP2)</p> <p>Windows Server 2003 Standard x64 Edition with SP1 or SP2</p> <p>Windows Server 2003 Enterprise Edition with SP1</p>

Windows Server 2003 Enterprise Edition with SP2

Windows Server 2003 Enterprise x64 Edition with SP1 or SP2

Windows Server 2003 Datacenter Edition with SP1

Windows Server 2003 Datacenter Edition with SP2

Windows Server 2003 Datacenter x64 Edition with SP1 or SP2

Windows Server 2003 R2 Standard Edition with SP1 or SP2

Windows Server 2003 R2 Standard x64 Edition with SP1 or SP2

Windows Server 2003 R2 Enterprise Edition with SP1 or SP2

Windows Server 2003 R2 Enterprise x64 Edition with SP1 or SP2

Windows Server 2003 R2 Datacenter Edition with SP1 or SP2

Windows Server 2003 R2 Datacenter x64 Edition with SP1 or SP2

Windows XP Professional with Service Pack 2 (SP2)

Windows Vista Ultimate

The 64-bit edition of Windows Vista Ultimate with SP1 or SP2

Windows Vista Business

The 64-bit edition of Windows Vista Business

Windows Vista Enterprise

The 64-bit edition of Windows Vista Enterprise

Windows Server 2008 Standard 32-Bit with SP1 or SP2

The 64-bit edition of Windows Server 2008 Standard with SP1 or SP2

Windows Server 2008 Enterprise 32-Bit with SP1 or SP2

The 64-bit edition of Windows Server 2008 Enterprise with SP1 or SP2

	<p>Windows Server 2008 Datacenter 32-Bit with SP1 or SP2</p> <p>The 64-bit edition of Windows Server 2008 Datacenter with SP1 or SP2</p> <p>Windows Server 2008 R2</p>
--	--

Minimum Hardware Requirements

The following table lists the minimum and the recommended hardware requirements for each Operations Manager 2007 component. If you want to install more than one component on the same computer, use the higher of the recommended hardware requirements for any of the combined components.

You can use the Operations Manager 2007 Prerequisite Checker in Setup to check the hardware and software prerequisites and to create a report that lists which prerequisites your system meets or does not meet to install and use Operations Manager 2007.

Supported Processors, Memory, and Disk Space

 **Note**

Operations Manager 2007 does not support installing the 32-bit agent on an operating system for x64-based computers. Operations Manager 2007 provides native support for x86-based computers and x64-based computers for all components and support for agents on computers with 64-bit Itanium processors.

Operations Manager 2007 Component	Recommended Hardware Requirements
Operations Manager Operations database	<p>2.8 GHz or faster</p> <p>4 GB of RAM or higher</p> <p>50 GB of available hard disk space</p>
Root management server	<p>2.8 GHz or faster</p> <p>4 GB of RAM or more</p> <p>20 GB of available hard disk space</p>

Management server	<p>2.8 GHz or faster</p> <p>2 GB of RAM or more</p> <p>20 GB of available hard disk space</p>
Operations console	<p>2.8 GHz or faster</p> <p>2 GB of RAM or more</p> <p>20 GB of available hard disk space</p>
Authoring console	<p>2.8 GHz or faster</p> <p>2 GB of RAM or more</p> <p>20 GB of available hard disk space</p>
Reporting data warehouse	<p>2.8 GHz or faster</p> <p>4 GB of RAM or more</p> <p>100 GB of available hard disk space</p>
Reporting server	<p>2.8 GHz or faster</p> <p>2 GB or more</p> <p>20 GB of available hard disk space</p>
gateway server	<p>2.8 GHz or faster</p> <p>2 GB of RAM or more</p> <p>20 GB of available hard disk space</p>
Web console server	<p>2.8 GHz or faster</p> <p>2 GB of RAM or more</p> <p>20 GB of available hard disk space</p>
Audit database	<p>2.8 GHz or faster</p>



	<p>4 GB of RAM or more</p> <p>100 GB of available hard disk space</p>
Management server with audit collector	<p>2.8 GHz or faster</p> <p>2 GB of RAM or more</p> <p>50 GB of available hard disk space</p>
Management server with Agentless Exception Monitoring file share	<p>2.8 GHz or faster</p> <p>2 GB of RAM or more</p> <p>30 GB of available hard disk space</p>
Agent	Please refer to the recommended hardware requirement required by the operating system.

Minimum Software Requirements


Operations Manager 2007 components require a supported operating system. For a list of the supported operating systems for each component, see the Supported Operating Systems section earlier in this document.

The following table lists the minimum software requirements for each Operations Manager 2007 component beyond the operating system. If you want to install more than one component on the same computer, you must install the prerequisite software for all the combined components.

Supported Software Requirements for Operations Manager 2007

 Note
Operations Manager 2007 does not support a 32-bit Operations Manager Operations database, Reporting Server data warehouse, or Audit Collection database on a 64-bit operating system.
 Note
Use of SQL Server 2008 R2 is currently only supported for new installations of Operations Manager 2007 R2. See KB2425714 for details.

Operations Manager Component	Software Requirement(s)
Operations Manager Operations database	<ul style="list-style-type: none"> • SQL Server 2005 Standard or SQL Server 2005 Enterprise Edition with Service Pack 1, Service Pack 2, or Service Pack 3, or SQL Server 2008 with Service Pack 1, or SQL Server 2008 R2. • SQL collation must be SQL_Latin1_General_CP1_CI_AS; no other collation configurations are supported
Management server and root management server	<ul style="list-style-type: none"> • .NET Framework 2.0 • .NET Framework 3.0 • Microsoft Core XML Services (MSXML) 6.0 • WS-MAN v1.1 (this is only needed if UNIX/Linux computers will be monitored)
Reporting server	<ul style="list-style-type: none"> • .NET Framework 3.0 • SQL Server 2005 Reporting Services with Service Pack 1, Service Pack 2, or Service Pack 3, or SQL Server 2008 Reporting Services with Service Pack 1, or SQL Server 2008 R2 Reporting Services
gateway server	<ul style="list-style-type: none"> • .NET Framework 2.0 • Microsoft Core XML Services (MSXML) 6.0
Reporting data warehouse	<ul style="list-style-type: none"> • SQL Server 2005 Standard or SQL Server 2005 Enterprise Edition with Service Pack 1, Service Pack 2, or Service Pack 3, or SQL Server 2008 with Service Pack 1, or SQL Server 2008 R2.
Audit collection database	<ul style="list-style-type: none"> • SQL Server 2005 Standard Edition or SQL Server 2005 Enterprise Edition with Service Pack 1, Service Pack2, or Service Pack 3, or SQL Server 2008 with Service Pack 1, or SQL Server 2008 R2.
Operations console	<ul style="list-style-type: none"> • .NET Framework 2.0 • .NET Framework 3.0

	<ul style="list-style-type: none"> • Optionally, indows PowerShell. It is required for the Operations Manager 2007 Command Shell. • Optionally, Microsoft Office Word 2003 with the .NET Programmability feature and Microsoft Visual Studio 2005 Tools for the Microsoft Office System. They are required to create or edit management pack knowledge data.
Web console server	<ul style="list-style-type: none"> • .NET Framework 2.0 • .NET Framework 3.0 • Internet Information Services, an optional component of Windows Server 2003. • ASP.NET, an optional component of Windows Server 2003 • Microsoft ASP.NET 2.0 AJAX Extensions 1.0
Agent	<ul style="list-style-type: none"> • Microsoft Core XML Services (MSXML) 6.0 <div data-bbox="493 1010 1386 1199" style="border: 1px solid gray; padding: 5px;"> <p> Note</p> <p>MSXML 6.0 requires Windows Installer 3.1</p> </div>
Authoring console	<ul style="list-style-type: none"> • .NET Framework 2.0 • .NET Framework 3.0 • .NET Framework 3.5 SP1 • Optionally, Microsoft Windows PowerShell. It is required for the Operations Manager 2007 Command Shell. • Optionally, Microsoft Office Word 2003 with the .NET Programmability feature and Microsoft Visual Studio 2005 Tools for the Microsoft Office System. They are required to create or edit management pack knowledge data.

Supported Firewall Scenarios

The following table shows Operations Manager 2007 component interaction across a firewall, including information about the ports used for communication between the components, which direction to open the inbound port, and whether the port number can be changed.

Operations Manager 2007 Firewall Scenarios

Operations Manager 2007 Component A	Port Number and Direction	Operations Manager 2007 Component B	Configurable	Note
Root management server	1433 --->	OperationsManager database	Yes (Setup)	
Root management server	1434 UDP < ---	OperationsManager database	No	If the OperationsManager database is installed on a named instance of SQL Server 2005 or 2008 (such as in a cluster) and the Windows Firewall is enabled on the RMS server, then you will need to also open UDP 1434 inbound on the RMS server
Management server	1433 --->	OperationsManager database	Yes (Setup)	
Management server	5723, 5724 --->	Root management server	No	Port 5724 must be open to install this component and can be closed after this component has been installed.
Management server	1433 -->	reporting data warehouse	No	

gateway server	5723 --->	Root management server	No	
Root management server	1433 --->	Reporting data warehouse	No	
Reporting server	5723, 5724 --->	Root management server	No	Port 5724 must be open to install this component and can be closed after this component has been installed.
Operations console	5724 --->	Root management server	No	
Connector framework source	51905 --->	Root management server	No	
Web console server	5724 --->	Root management server	No	
Web console browser	51908 --->	Web console server	Yes (IIS Admin)	Port 51908 is the default port used when selecting Windows Authentication. If you select Forms Authentication, you will need to install an SSL certificate and configure an available port for https functionality for the Operations Manager 2007 Web Console Web site.
Connected root management server (Local)	5724 --->	Connected root management server (Connected)	No	

Agent installed using MOMAgent.msi	5723 --->	Root management server	Yes (Setup)	
Agent installed using MOMAgent.msi	5723 --->	Management server	Yes (Setup)	
Agent installed using MOMAgent.msi	5723 --->	gateway server	Yes (Setup)	
gateway server	5723 --->	Management server	Yes (Setup)	
Agent (Audit Collection Services forwarder)	51909 --->	Management server Audit Collection Services collector	Yes (Registry)	
Agentless Exception Monitoring data from client	51906 --->	Management server Agentless Exception Monitoring file share	Yes (Client Monitoring Wizard)	
Customer Experience Improvement Program data from client	51907 --->	Management server (Customer Experience Improvement Program End) Point	Yes (Client Monitoring Wizard)	
Operations console (reports)	80 --->	SQL Server Reporting Services	No	The Operations console uses Port 80 to connect to the SQL Server Reporting Services Web site.
Reporting server	1433 --->	Reporting data warehouse	Yes	

Management server (Audit Collection Services collector)	1433 --->	Audit Collection Services database	Yes	
Management server or gateway server	1270 --- >	UNIX or Linux computer	No	
Management server or gateway server	22 --- >	UNIX or Linux computer	Yes	

In the preceding table, if SQL Server 2005 or SQL Server 2008 is installed using a default instance, the port number is 1433. If SQL Server is installed with a named instance, it is probably using a dynamic port. To identify the port, do the following:

1. Run SQL Server Configuration Manager.
2. Open SQL Server Network Configuration.
3. Open Protocols for INSTANCE1 (or the instance that is running under it).
4. Open TCP/IP.
5. Click IP Addresses.
6. The port is under IPAll (usually the TCP Dynamic Ports).

Minimum Network Connectivity Speeds

Operations Manager 2007 requires the following minimum network connectivity speeds between the specified components.

Component A	Component B	Minimum Requirement
Root management server or management server	Agent	64 Kbps

Root management server or management server	Agentless	1024 Kbps
Root management server or management server	Database	256 Kbps
Root management server	Console	768 Kbps
Root management server	Management server	64 Kbps
Root management server or management server	Data warehouse database	768 Kbps
Root management server	Reporting server	256 Kbps
Management server	gateway server	64 Kbps
Local management group	Connected management group (tiered)	1024 Kbps
Web console server	Web console	128 Kbps
Reporting Data Warehouse	Reporting server	1024 Kbps
Console	Reporting server	768 Kbps
Audit collector	Audit database	768 Kbps

Supported Cluster Configurations

Operations Manager 2007 supports the clustering configurations for Operations Manager server roles as shown in the following table:

Only Cluster service quorum node clusters are supported. Multisite clusters (geographically dispersed clusters) are supported for all Operations Manager 2007 cluster roles. You can use replication technology to help provide high availability for data in Operations Manager 2007, but the latency of communications between components introduce risks to data replication and might introduce failover issues. For best practices on multisite clustering see “Geographically Dispersed Clusters in Windows

Server 2003” at <http://go.microsoft.com/fwlink/?LinkId=151337> It is recommended that you use synchronous mirroring of data disks between sites, this means that the data is fully synchronized across all sites. This will ensure the correct behavior of applications in the event of failover across sites.

◆ Important

Microsoft is not obligated to release a fix on any Operations Manager 2007 issue that cannot be reproduced in a non-multisite cluster environment. If an analysis determines that non-Microsoft components in the configuration are causing the issue, the customer must work with the appropriate vendor for those components.

Server Role	Cluster	Notes
Operations Manager 2007 Operations database	Single Active- Passive cluster	Setup needs to be run only once on the active node of the cluster. Other Operations Manager 2007 server roles must not be installed on the cluster or nodes of the cluster.
Root management server	Single Active- Passive cluster	Setup needs to be run on every node of the cluster. Other Operations Manager 2007 server roles must not be installed on the cluster or nodes of the cluster.
Operations Manager 2007 Reporting data warehouse	Single Active- Passive cluster	Other Operations Manager 2007 server roles must not be installed on the cluster or nodes of the cluster.
Audit collection database	Single Active- Passive cluster	Other Operations Manager 2007 server roles must not be installed on the cluster or nodes of the cluster.

📌 Note

A root management server is the first management server installed in a management group

Note

For clustering Operations Manager 2007 on Windows Server 2008, see:
<http://go.microsoft.com/fwlink/?LinkId=119299>

Supported, But Not Recommended Cluster Configurations

Operations Manager 2007 supports the following clustering configurations for Operations Manager server roles, as shown in the following table; however, because of a potential performance effect on your SQL Server-based computer, these configurations are not recommended:

Server Role	Cluster	Notes
Operations Manager 2007 Operations database and Operations Manager 2007 Reporting data warehouse.	Active-Active cluster where the Operations Manager Operations database is installed on one node of the cluster and the Reporting data warehouse is installed on the other node of the cluster.	There might be some performance issues with SQL Server in this configuration.
Operations Manager Operations database, Reporting data warehouse, and audit collection database.	Single Active-Passive or Active-Active cluster where all three components are on a single cluster.	There might be some performance issues with SQL Server in this configuration.
Operations Manager Operations database and audit collection database.	Single Active-Passive cluster where both components are on a single cluster.	There might be some performance issues with SQL Server in this configuration.
Operations Manager Operations database and Reporting data warehouse.	Single Active-Passive cluster where both components are on a single cluster.	There might be some performance issues with SQL Server in this configuration.
Reporting data warehouse and audit collection	Single Active-Passive cluster where both components are on a single cluster.	There might be some performance issues with

database.		SQL Server in this configuration.
-----------	--	-----------------------------------

Non-Supported Cluster Configurations

The cluster configurations listed in the following table are not supported:

Server Role	Cluster	Notes
Operations Manager Operations database and root management server	Single Active-Passive where both components are on the same node of the cluster.	Not supported
Operations Manager Operations database and root management server	Active-Active-Passive cluster where the Operations Manager Operations database in one active node, the root management server is on the other active node, and the passive node acts as the failover node for both.	Not supported
Operations Manager Operations database and root management server	Active-Active cluster where the Operations Manager Operations database is on one active node, the root management server is on the other active node, and they each act as the passive node for the other component.	Not supported

UNIX or Linux Operating Systems

Operations Manager 2007 R2 supports monitoring UNIX or Linux computers. The list of UNIX or Linux operating systems that Operations Manager 2007 R2 can monitor is listed below.

- AIX 5.3 (Power), 6.1 (Power)
- HP-UX 11iv2 (PA-RISC and IA64), and 11iv3 (PA-RISC and IA64)
- Red Hat Enterprise Server 4 (x64 and x86) and 5 (x64 and x86)
- Solaris 8 (SPARC), 9 (SPARC) and 10 (SPARC and x86 versions later than 120012-14)
- SUSE Linux Enterprise Server 9 (x86) and 10 SP1 (x86 and x64)

 **Note**

SUSE Linux Enterprise Server 11 (x86 and x64) is supported with addition of the Cross Platform Cumulative Update 2 (KB979490) for System Center Operations Manager 2007 R2.

Monitored Item Capacity

Operations Manager 2007 R2 supports the following number of monitored items. For monitored Item Capacity for Operations Manager 2007 SP1, see the [Operations Manager 2007 SP1 Supported Configurations](#).

Monitored Item	Recommended Limit
Simultaneous Operations consoles	50
Agent monitored computers reporting to a management server	3,000
Agent monitored computers reporting to a gateway server	1,500
Agentless Exception Monitored computers per dedicated management server	25,000
Agentless Exception Monitored computers per management group	100,000
Collective client monitored computers per management server	2,500
Management servers per agent for multihoming	4
Agentless managed computers per management server	10
Agentless managed computers per management group	60

Agent-managed and UNIX or Linux computers per management group	6,000 (with 50 open consoles); 10,000 (with 25 open consoles)
UNIX or Linux computers per dedicated management server	500
UNIX or Linux computers monitored per dedicated gateway server	100
URLs monitored per dedicated management server	3000
URLs monitored per dedicated management group	12,000
URLs monitored per agent	50

Operations Manager 2007 Component Firewall Exceptions

Component	Exception	Port and Protocol	Configured By
RMS	• System Center Management service	5723/TCP	Setup
		5724/TCP	Setup
	• System Center Data Access service	51905/TCP	Setup
	• Operations Manager Connector Framework	51907/TCP	Setup
		51906/TCP	Setup
	• Operations Manager Customer Experience Improvement		
	• Operations Manager Application Error Monitoring		

Management server	<ul style="list-style-type: none"> • System Center Management service • System Center Data Access service • Operations Manager Connector Framework • Operations Manager Customer Experience Improvement • Operations Manager Application Error Monitoring 	5723/TCP 5724/TCP 51905/TCP 51907/TCP 51906/TCP	Setup Setup Setup Setup
Web console	Operations Manager Web console	51908/TCP	Setup
Web console, forms authentication, http	World Wide Web Services, http	80/TCP	Windows Firewall
Web console, forms authentication, https	Secure World Wide Web Service	443/TCP	Windows Firewall
OperationsManager database	<ul style="list-style-type: none"> • SQL Server database server • If using a named instance, add 	1433/TCP 1434/UDP	Windows Firewall Windows Firewall
Operations Manager data warehouse database	<ul style="list-style-type: none"> • SQL Server database server • If using a named instance add 	1433/TCP 1434/UDP	Windows Firewall Windows Firewall
Operations Manager Reporting	SQL Server Reporting Services	80/TCP	Windows Firewall

Agent, manual installation of MOMAgent.msi	System Center Management service	5723/TCP	Windows Firewall
Agent, push installation	<ul style="list-style-type: none"> System Center Management Service File and Print Sharing Remote Administration 	5723/TCP 137/UDP, 138/UDP, 139/TCP, 445/TCP 135/TCP, 445/TCP	Windows Firewall Windows Firewall Windows Firewall
Agent, pending repair	<ul style="list-style-type: none"> System Center Management service File and Print Sharing Remote Administration 	5723/TCP 137/UPD, 138/UPD, 139/TCP, 445/TCP 135/TCP, 445/TCP	Windows Firewall Windows Firewall Windows Firewall
Agent, pending upgrade	<ul style="list-style-type: none"> System Center Management service File and Print Sharing Remote Administration 	5723/TCP 137/UDP, 138/UDP, 139/TCP, 445/TCP 135/TCP, 445/TCP	Windows Firewall Windows Firewall Windows Firewall
gateway	System Center Management Service	5723/TCP	Setup
Operations Manager Audit Collection Service database	<ul style="list-style-type: none"> SQL Server If using a named instance, add 	1433/TCP 1434/UDP	Windows Firewall Windows Firewall

Operations Manager Audit Collection Service Collector	ACS Collector Service	51909/TCP	Windows Firewall
--	-----------------------	-----------	---------------------

Support for Languages in Addition to English

Operations Manager supports the following languages: English, German, French, Japanese, Spanish, Korean, Simplified Chinese, Traditional Chinese, Russian, Italian, and Portuguese (Brazil).

Supported components for different languages

If your systems run a language other than English, you can install Operations Manager 2007 for that language. You also have the option of installing English Operations Manager 2007 for your management group.

For instance, if you use a German version of a Windows operating system on all your servers, you can install German Operations Manager 2007 components for your entire management group. If you have a German version of a Windows operating system on all your servers, you can optionally install English Operations Manager 2007 components for your entire management group.

Agents for different languages

If you use an English management group, you can monitor any Windows Operating System Locale type.

If you use another language, you can monitor Windows operating systems for English and that language. For instance, if you use a German management group, you can monitor only English and German Windows operating systems.

Console for different languages

Operations Manager consoles are language independent. For example, you can use an Italian Operations Manager console to connect to a German management group.