

We are happy to help.

You will find the telephone number of your Heidelberg Systemservice team overleaf or at www.heidelberg.com/systemservice.

Heidelberg Druckmaschinen AG
Kurfuersten-Anlage 52-60
69115 Heidelberg
Germany
Phone +49 6221 92-00
Fax +49 6221 92-69 99
www.heidelberg.com/systemservice

Publishing Information
Printed in: 04/08
Photographs: Heidelberg Druckmaschinen AG
Platemaking: Suprasetter
Printing: Speedmaster
Cover: etabind (patented)
Fonts: Heidelberg Gothic, Heidelberg Antiqua
Printed in Germany

Trademarks
Heidelberg, the Heidelberg logotype, CombiStar, DryStar, HydroStar, Original Heidelberg, Prinect, Prinect CP2000 Center, Printmaster, Quickmaster, Speedmaster, and Topsetter are registered trademarks of Heidelberg Druckmaschinen AG, in the U.S. and other countries. Printmaster GTO, Prosetter, Stahlfolder, Suprasetter and Systemservice are trademarks of Heidelberg Druckmaschinen AG in the U.S. and other countries. All other trademarks are property of their respective owners.

Subject to technical modifications and other changes.

000991.02/01/01 en



Systemservice

HEIDELBERG

Original Heidelberg Service Parts
for Presses and CtP Devices

Content

1	Heidelberg Systemservice	4
2	Presses	7
	Mechanical Parts	9
	• Bearings	11
	• Belts	12
	• Doctor blades	13
	• Brushes	14
	• Cam followers	15
	• Chains/clamps	16
	• Cylinder jackets	17
	• Gaskets and O-rings	19
	• Grippers	21
	• Gripper bars and gripper pad rails	23
	• Gripper pads	24
	• Hickey removers	26
	• Hoses and accessories	27
	• Ink fountain accessories	28
	• Sheet smoothers and separators	31
	• Slitting and perforating discs	32
	• Suction and feed board tapes	33
	• Suckers	36
	• Filters	38
	Electrical/Electronic Parts	41
	• Carbon brushes	43
	• Lamps	44
	• Switches, sensors and buttons	44
	• Fuses	46
	• Rotor vanes	48
	• Infrared radiators	49
	Lubricants and Adhesives	51
3	CtP Devices	55
	Mechanical Parts	57
	Electrical/Electronic Parts	60
4	Index	61

Service Parts from Heidelberg. Nothing is as Good as the Original.

The right choice • Consistent quality, exceptional reliability and the best materials – we apply the same stringent quality criteria to Original Heidelberg™ Service Parts as we do to our machines. They are subjected to tough load and fatigue tests and are continuously improved in line with the latest technical developments. All to ensure smooth production and optimum results.

24-hour delivery • Virtually all Original Heidelberg Service Parts can be delivered within 24 hours – worldwide. This outstanding service is provided by our logistics network, which is the largest in the industry. Our four logistics centers in Germany, the U.S. and Asia have 130,000 different parts in stock at all times. All to ensure you can get the parts you need quickly.


Heidelberg Systemservice • Over 4,500 highly trained and motivated technicians at Heidelberg® Systemservice™ deliver our comprehensive service portfolio, which ranges from technical service to consulting. All to ensure your operations are running at optimum efficiency.

Hotline and technical clarification • Whether over the telephone or on site, our Systemservice team will identify which service parts you need and install these if required.

Everything from a single source • Whether machinery or workflow processes, pressroom or finishing, older or newer models – Systemservice ensures that Heidelberg is always your first port of call.

More for your money • Compare the market before you buy. You will soon see that Original Heidelberg Service Parts offer the best value for money.

Give us a call • Find out about the outstanding quality and competitiveness of our Original Heidelberg Service Parts and accompanying services.



The Heidelberg Systemservice Portfolio.

Value Chain: Prepress – Press – Postpress



Production Availability.
Maintenance, Technical Support,
Repair, Remote Services,
Monitoring, Cleaning, Refurbishment



Output Optimization.
Print Color Management, Quality
Evidence, Software Upgrades,
Hardware Upgrades, Workflow
Optimization



Service Parts and Logistics.
Original Heidelberg Service Parts,
Worldwide Logistics



Business Optimization.
Process Consulting, IT Integration,
Business Development



Project Management Services.
Printshop Planning, Installation,
Dismantling, Relocation



Customized Onsite Training.
Training on Machine Operation,
Maintenance Training, Customized
Application Training

Life Cycle: Investment – Production Phase – Resale

Service Contracts.

Combine services to create customized packages.

Technology, Know-How, Experts.

It's the ideal combination of these three factors that makes Heidelberg Systemservice so unique. Always available when you need them, Heidelberg experts make sure they stay up-to-date with the latest technical developments, exchanging information and benefiting from each other's experience.

Consumables.

Carefully selected and tested consumables help safeguard the performance and quality of your machinery and print products.

Just give us a call.

Your personal Heidelberg contact will be happy to tell you about the services and Heidelberg consumables available in your country.



Presses

These service parts can be found here:

Our catalog lists popular service parts together with their article number and the machines in which they are used. These are clearly categorized into mechanical parts, electrical/electronic parts and lubricants and adhesives. Unfortunately, due to the large number of items in stock, we were unable to include all our service parts in this catalog. If you can't find the part you are looking for, please give us a call. We'll be happy to find it for you.

Easy to find.

Our index on page 61 lists all the service parts included in the catalog, together with the relevant page number.

Looking for other service parts?

Check out one of the other Heidelberg part catalogs:

- Original Heidelberg Service Parts for Die Cutters and Folder Gluers
- Original Heidelberg Service Parts for Folders, Saddlestitchers, Adhesive Binders and Thread-sealing Machines
- Stahlfolder™ Performance Blades


Looking for an article number?

Simply check the parts catalog of the press control system or the relevant manual. For newer presses, information is also available in the "Machine Components Scout", our electronic parts catalog.

How much does my service part cost?

Your Heidelberg Systemservice team will be happy to provide you with information on prices. Go to the back of the catalog.

Who installs the service parts?

We have marked a number of service parts with the  symbol. We recommend always having these parts replaced by a Heidelberg Systemservice engineer.

Any questions? Just give us a call.

If you are finding it difficult to track down an article, having problems installing a service part or are looking for assistance, we'll be happy to help. Useful telephone numbers can be found at the back of our catalog or online at www.heidelberg.com/systemservice.





Mechanical Parts





Mechanical Parts

Premium parts • Heidelberg is a byword for premium quality, top materials and a sophisticated quality assurance system. But because constant mechanical, thermal and chemical stresses take their toll on even the best machines, we not only offer year-round availability of Original Heidelberg Service Parts, but are always looking to make improvements to optimize your production systems. When replacing components, insist on the quality ensured by Original Heidelberg Service Parts.

Mechanical parts

- Bearings
- Belts
- Doctor blades/blades
- Brushes
- Cam followers
- Chains
- Clamps
- Cylinder jackets
- Gaskets and O-rings
- Grippers
- Gripper bars and gripper pad rails
- Gripper pads
- Hickey removers
- Hoses
- Ink fountain accessories
- Sheet smoothers and separators
- Slitting and perforating discs
- Suction and feed board
- Suckers
- Filters

Bearings

All the bearings we use are specifically designed for sophisticated production systems and manufactured by specially trained staff at Heidelberg or selected suppliers. Original Heidelberg bearings are made from

high-grade materials that far exceed the material specifications stipulated in standards. This ensures a high load-bearing capacity and maximizes their service lives.



Needle bushing

Article no.	00.550.0076
Press model	Quickmaster DI, Printmaster QM 46, GTO, Speedmaster SM 52, SM 74
Description/size	1 pc



Axial bearing disc

Article no.	00.550.0228
Press model	S0, Printmaster GTO, Speedmaster SM 52, SM 74
Description/size	1 pc



Flanged bearing

Article no.	00.580.2873
Press model	Quickmaster DI, Printmaster QM 46
Description/size	1 pc



Grooved ball bearing

Article no.	00.580.2983
Press model	Quickmaster DI, Printmaster QM 46
Description/size	1 pc



Grooved ball bearing

Article no.	00.520.1828
Press model	T0
Description/size	1 pc



Dampening roller bearing

Article no.	MV.001.512
Press model	Printmaster GTO
Description/size	1 pc, drive side



Dampening roller bearing

Article no.	MV.001.513
Press model	Printmaster GTO
Description/size	1 pc, operator's side



Dampening roller bearing

Article no.	66.030.006
Press model	S0, Speedmaster SM 102
Description/size	1 pc, drive side



Dampening roller bearing

Article no.	MV.003.897
Press model	S0, Speedmaster SM 102
Description/size	1 pc, operator's side, top

Belts

Belts transfer forces and torques in presses. Original Heidelberg belts are specially geared to the performance requirements of Heidelberg presses. They are developed in cooperation with selected suppliers and made from high-quality textile, rubber and steel blends.



Belts*

Designation	Article no.	Press model	Description
V-belt (A)	01.060.101	T	1 pc
V-belt (A)	01.060.001	T	1 pc
V-ribbed belt (B)	00.270.0082	TOK	1 pc
V-ribbed belt (B)	00.270.0083	TOK	1 pc
V-ribbed belt (B)	00.270.0124	TOK, QM 46	1 pc
V-ribbed belt (B)	00.270.0047	GTO	1 pc
V-ribbed belt (B)	00.270.0125	QM 46	1 pc
V-ribbed belt (B)	00.270.0072	GTO	1 pc
V-ribbed belt (B)	00.270.0144	GTO	1 pc
V-ribbed belt (B)	00.270.0128	GTO	1 pc
V-ribbed belt (B)	00.270.0057	GTO	1 pc
Flat belt (C)	00.780.0475	Printmaster GTO, PM 74, Speedmaster SM 74	1 pc, for Powder Spray device
Wide V-belt (D)	00.270.0091	GTO	1 pc
Wide V-belt (D)	00.270.0092	GTO	1 pc
Wide V-belt (D)	00.270.0093	GTO	1 pc
Toothed belt (E)	00.540.1037	Speedmaster SM 74, CD 102	1 pc
Toothed belt (E)	00.580.1226	Printmaster GTO, Speedmaster SM 102, CD 102	1 pc
Toothed belt (E)	00.580.2126	Printmaster GTO, Speedmaster SM 102, CD 102	1 pc
Toothed belt (E)	00.580.5587	Printmaster GTO, Speedmaster SM 102, CD 102	1 pc
Toothed belt (E)	G2.072.087	Speedmaster SM 52	1 pc

* Belt sizes may need to be verified when placing order.

 We recommend always having these parts replaced by a Heidelberg Systemservice engineer.

Doctor blades

We manufacture our Original Heidelberg doctor blades with precisely defined tolerances geared to your press. They are made from durable materials that are resistant to the chemicals contained in inks

and liquids. They combine material of an extremely high load-bearing capacity with high register accuracy and user-friendly operation, making your production process reliable and cost-effective.



Doctor blades*

Article no.	MV.054.746
Press model	Speedmaster CD 74, CD 102, SM 102, XL 105
Description	For chambered blade system, 100 m roll, incl. protective glove

Doctor blades

Article no.	Press model	Description
C4.721.091	Speedmaster CD 102	1 pc, drive side, coating unit
C4.721.092	Speedmaster CD 102	1 pc, operator's side, coating unit

Doctor blades

Article no.	Press model	Description
C4.721.074	Speedmaster CD 102	1 pc, drive side, coating unit
C4.721.075	Speedmaster CD 102	1 pc, operator's side, coating unit



Doctor blades

Article no.	42.431.230F
Press model	Printmaster GTO
Description	1 pc, for numbering box

Doctor blades

Article no.	MV.012.906
Press model	Speedmaster SM 102
Description	1 pc, for blanket washup device

Doctor blades

Article no.	69.431.230F
Press model	Printmaster GTO
Description	1 pc, for numbering box



Rubber washup blades

Article no.	Press model	Description
42.010.180	Printmaster GTO	1 pc
69.010.180	Printmaster GTO	1 pc
L2.010.403	Speedmaster CD 74	1 pc
58.010.180	SORK	1 pc
G2.010.502	Speedmaster SM 52	1 pc
M2.010.403	Speedmaster SM 74	1 pc
68.010.180	SO	1 pc


Article no.	Press model	Description
34.010.255	KSBZ	1 pc
38.010.180	KORD	1 pc
41.010.180	SO, Speedmaster SM 102 and CD 102	1 pc
72.205.123	SK	1 pc, for blanket washup device
81.205.123	Speedmaster SM 102	1 pc, for blanket washup device
96.010.180	SD	1 pc
F2.010.405	Speedmaster XL 105	1 pc
C3.010.180	Speedmaster CD 102	1 pc, for UV ink

* In order to ensure good ink application, the blade and gasket should always be replaced at the same time. Sets of gaskets to go with these blades can be found on page 20.

Brushes

The brushes in our presses are responsible for things such as smooth paper travel in the feeder and, because they can have a bearing on the quality of print

results, Original Heidelberg brushes are made exclusively from high-grade, durable materials – for top quality and minimal wear.



Brushes

Designation	Article no.	Press model	Description
Steel brush (A)	66.024.024	SO, Speedmaster SM 102, CD 102	1 pc, for cleaning
Brush (B)	04.022.069	KO, MO, GTO	1 pc, stabilizes sheet travel
Brush (B)	A4.016.218	Quickmaster DI	1 pc, stabilizes sheet travel
Circular brush (C)	MV.028.810	Speedmaster SM 52	1 pc, stabilizes sheet travel
Circular brush (C)	66.891.006	SOR, Printmaster PM 74, Speedmaster SM 74, SM 102, CD 102	1 pc, stabilizes sheet travel
Circular brush (C)	66.020.122	SOR, Printmaster PM 74, Speedmaster SM 74, SM 102, CD 102	1 pc, stabilizes sheet travel
Circular brush (C)	66.028.109F	SOR, Printmaster PM 74, Speedmaster SM 74, SM 102, CD 102	1 pc, stabilizes sheet travel

Cam followers

All cam followers used by Heidelberg have been developed specifically for our presses or selected from our suppliers. They are made from high-grade roller bearing steels that far exceed the requirements stipulated by standards and are checked for high load-bearing capacity and durability in continuous fatigue tests. But

that's not all. Original Heidelberg cam followers are regularly improved by optimizing their functions and updating them to the state of the art. By using these parts, you not only avoid unscheduled machine downtime but also benefit from long replacement intervals.




Cam followers

Article no.	Press model	Description
00.550.1223	MO	1 pc, NUKR 26 × 10 × 34.5, without perfecting
00.550.1472	MO	1 pc, NUKR 26 × 18 × 47.5, with perfecting
00.550.1239	Printmaster GTO	1 pc, NUKR 22 × 10 × 34.5, without perfecting
00.550.1482	Printmaster GTO	1 pc, NUKR 22 × 18 × 47.5, with perfecting
00.550.1505	Speedmaster SM 52, SM 74	1 pc, PWKR 26 × 10 × 37.5
00.550.1471	Printmaster PM 74, Speedmaster SM 74	1 pc, PWKR 28 × 10 × 39.5, Plus Delivery
00.550.0478	Speedmaster CD 74, CD 102, XL 105	1 pc, NUKR 24 × 10 × 6
00.550.0322	Speedmaster SM 102, CD 102	1 pc, NUKR 35 × 16 × 39

Did you know ...

... that regular maintenance checks from Heidelberg Systemservice can help increase the resale value of your machinery by 7.5 percent? That was the finding of a survey Heidelberg conducted among customers and prospective purchasers. It also revealed that 77 percent of those surveyed felt there was a positive link between the resale value of machinery and its maintenance status.

 We recommend always having these parts replaced by a Heidelberg Systemservice engineer.

Chains

The chains in our presses effect a positive transmission of forces. All Original Heidelberg chains are made from high-quality steels and are exceptionally strong. All the chains we use are specially developed for mechanical engineering applications and ensure the printing system works perfectly.



Looking for a different chain? We have other options available. Just give us a call.

Chains

Designation	Article no.	Press model	Description
Delivery chain	22.014.015F	TO	1 pair
Delivery chain	A4.014.101F	Quickmaster DI	1 pc
Delivery chain	MV.027.288	Printmaster QM 46	1 pc
Delivery chain	47.014.015	SO, Speedmaster CD 102	1 pc
Set of roller chains	48.014.015F	KORS	1 pair
Set of roller chains	42.014.015F	Printmaster GTO	1 pair

Clamps

Original Heidelberg clamps are made from selected, specially machined materials. For example, when vulcanizing our elastomers, we use a special tool that changes their material properties. Only with the help

of this tool are Original Heidelberg clamps able to achieve the required premium quality standard.



Clamps

Designation	Article no.	Press model	Description
Clamps	52.478.201F	Printmaster GTO	1 pc
Clamps	MV.035.239	Printmaster GTO	1 pc
Clamps	MV.035.242	Printmaster GTO	1 pc
Clamps	69.353.732F	Printmaster GTO	1 pc

Clamping bars


Designation	Article no.	Press model	Description
Clamping bars	MV.039.548	Speedmaster SM 102, CD 102	1 pc, drive side
Clamping bars	MV.039.550	Speedmaster SM 102, CD 102	1 pc, operator's side

 We recommend always having these parts replaced by a Heidelberg Systemservice engineer.

















Cylinder jackets


Original Heidelberg cylinder jackets feature a precise angle tolerance and clean edge bending. They are specially designed for our high-performance presses, regularly revised and manufactured using up-to-date

plans. This is because maximum precision is required for all parts in order to achieve high-quality results in continuous operation, even at the highest production speeds.






Cylinder jackets

Designation	Article no.	Press model	Description
Cylinder jacket for perforating device (A)	43.731.080	MO	1 pc
Cylinder jacket for perforating device (A)	42.732.201N	Printmaster GTO	1 pc
Cylinder jacket for perforating device (A)	69.731.080N	Printmaster GTO	1 pc
Cylinder jacket for perforating device (A)	42.731.080N	Printmaster GTO	1 pc
Cylinder jacket for perforating device (A) 	MV.020.222	MO	1 pc
Cylinder jacket for perforating device (A) 	A1.430.053N	Printmaster QM 46	1 pc
Cylinder jacket for perforating device (A) 	69.732.201N	Printmaster GTO	1 pc
Cylinder jacket for perforating device (A) 	G1.011.173N	Printmaster PM 52, Speedmaster SM 52	1 pc
Cylinder jacket for perforating device (A) 	G1.011.273N	Printmaster PM 52, Speedmaster SM 52	1 pc
Cylinder jacket for perforating device (A) 	M1.011.173N	Printmaster PM 74, Speedmaster SM 74	1 pc
Cylinder jacket for perforating device (A) 	91.430.173	Speedmaster SM 102	1 pc
Cylinder jacket (B) 	53.581.173N	MO	1 pc, for perfecting
Cylinder jacket (B) 	M2.581.173N	Printmaster PM 74, Speedmaster SM 74	1 pc, for perfecting
Cylinder jacket (B) 	S8.581.173N	Speedmaster SM 102	1 pc, for perfecting
Cylinder jacket (B) 	87.581.173N	Speedmaster SM 102	1 pc, for perfecting
Cylinder jacket (B) 	S9.581.173N	Speedmaster SM 102	1 pc, for perfecting
Cylinder jacket (C) 	08.011.073F	KOR	1 pc
Cylinder jacket (C) 	18.011.073F	KORA	1 pc
Cylinder jacket (C) 	38.011.073F	KORD	1 pc
Cylinder jacket (C) 	48.011.073F	KORS	1 pc


 We recommend always having these parts replaced by a Heidelberg Systemservice engineer.



Cylinder jackets

Designation	Article no.	Press model	Description
Die-cutting plate (A)	14.341.001F	KSB	1 pc
Die-cutting plate (A)	74.341.001F	KSB	1 pc
Die-cutting plate (A)	54.341.001F	KSBA	1 pc
PerfectJacket (B) 	S9.581.185N	Speedmaster SM 102	1 pc
PerfectJacket (B) 	S9.581.186N	Speedmaster SM 102	1 pc
PerfectJacket (B) 	S9.581.187N	Speedmaster SM 102	1 pc
TransferJacket Plus (C)	G2.215.105N	Printmaster PM 52, Speedmaster SM 52	1 pc
TransferJacket Plus (C)	M2.215.105N	Printmaster PM 74, Speedmaster SM 74	1 pc
TransferJacket Plus (C)	S8.215.201N	Speedmaster SM 102	1 pc
Glass bead foil (D)	A1.014.144	Printmaster QM 46	1 pc

Looking for a different cylinder jacket? We have other options available. Just give us a call.

 We recommend always having these parts replaced by a Heidelberg Systemservice engineer.

Gaskets and O-rings

Original Heidelberg sealing elements are geared to their particular application in both form and function. They are made from various types of high-grade rubber and special elastomers with different properties

depending on the specific requirements. This means that in addition to being ideally suited to the environment in which they are used, our sealing elements are also very durable.



Gaskets and O-rings

Designation	Article no.	Press model	Description/size (mm)
Gasket (A)	42.018.039	Printmaster GTO	1 pc
Gasket (A)	42.018.041	Printmaster GTO	1 pc
Gasket (A)	M2.102.2071	Speedmaster SM 74	1 pc
Gasket (A)	00.780.2730	Speedmaster SM 102	1 pc
Gasket (A)	00.780.2783	Speedmaster SM 102	1 pc
Gasket (A)	00.780.2715	Speedmaster SM 102	1 pc
Gasket (B)	66.068.105	Speedmaster SM 102, CD 102	1 pc
Gasket (B)	66.068.106	Speedmaster SM 102, CD 102	1 pc
O-ring (C)	00.580.4794	Quickmaster DI, Printmaster QM 46	1 pc, R 5 × 1.5
O-ring (C)	00.580.1069	Printmaster GTO	1 pc, R 44.2 × 3
O-ring (C)	00.580.5481	Printmaster PM 52, Speedmaster SM 52	1 pc, 90 × 3.5
O-ring (C)	00.580.4270	Printmaster PM 52, Speedmaster SM 52	1 pc, R 60 × 3
O-ring (C)	00.580.5559	Speedmaster SM 74, CD 74, XL 105	1 pc, 87 × 3.5
O-ring (C)	00.580.1134	Printmaster PM 74, Speedmaster SM 74, CD 102	1 pc, R 6.3 × 2.4
O-ring (C)	00.580.6861	Speedmaster CD 74	1 pc, R 9 × 3
O-ring (C)	00.580.6404	Speedmaster SM 102, CD 102, XL 105	1 pc, R 16 × 3.5
O-ring (C)	00.580.3929	Speedmaster SM 74, CD 74, XL 105	1 pc, R 22 × 6
O-ring (C)	00.580.4731	Speedmaster XL 105	1 pc, R 27 × 5
O-ring (C)	00.580.6409	Speedmaster XL 105	1 pc, R 30.2 × 3



Gaskets and O-rings*

Designation	Article no.	Press model	Description/size (mm)
Set of gaskets (A)	C4.043.252	Speedmaster CD 74, CD 102, SM 102, XL 105	1 pack with 50 pcs
Set of gaskets (A)	C6.043.252	Speedmaster CD 74, CD 102, SM 52, SM 102, XL 105	1 pack with 50 pcs, for UV
Shim ring (B)	00.580.5071	Quickmaster DI, Printmaster QM 46	1 pc, 6 × 12 × 2
Shim ring (B)	00.510.0437	Printmaster PM 74, PM 52, Speedmaster SM 74	1 pc, 12 × 18 × 0.3
Shim ring (B)	00.510.0419	Speedmaster SM 74, XL 105	1 pc, 12 × 18 × 0.1
Shim ring (B)	00.510.0436	Speedmaster SM 74, XL 105	1 pc, 12 × 18 × 0.5
Shim ring (B)	00.520.1698	Speedmaster XL 105	1 pc, 8 × 14 × 0.5
Circlip (C)	00.510.0590	Speedmaster SM 102	1 pc, 16 × 1, galvanized
Circlip (C)	00.510.0587	Speedmaster SM 102, CD 102	1 pc, 12 × 1, galvanized



* In order to ensure good ink application, the blade and gasket should always be replaced at the same time. Blades to go with these sets of gaskets can be found on page 13.


Grippers

All Heidelberg grippers have been specially developed for our presses. They ensure precise and register-accurate sheet transport. Because their quality has a direct influence on register accuracy, and therefore on the print result, Original Heidelberg grippers are manufactured in a high-precision production process and are tested in line with strict quality criteria. Unlike

conventional grippers, Original Heidelberg grippers are given a special plastic coating that increases their retention force. To ensure the best possible quality, we recommend always having grippers replaced by highly trained Heidelberg Systemservice engineers.

Grippers


Designation	Article no.	Press model	Description
Gripper	36.011.027F	SBD	1 pc
Gripper	08.011.027F	KOR	1 pc
Gripper	03.014.051F	SO	1 pc
Gripper	03.011.027F	SO	1 pc
Gripper	03.020.035	SO	1 pc
Gripper	43.014.004	MO	1 pc
Gripper	43.020.035F	MO, Printmaster GTO	1 pc
Gripper	MV.021.879	Printmaster GTO	1 pc
Gripper	14.875.001F	Printmaster PM 52, Speedmaster SM 52	1 pc
Gripper	G4.014.002	Speedmaster SM 52	1 pc
Gripper	27.013.049F	SO, Speedmaster CD 102	1 pc
Gripper	49.011.027	SO, Speedmaster CD 102	1 pc
Gripper	L4.014.003	Speedmaster CD 74, SM 102, CD 74, CD 102, XL 105	1 pc
Gripper	C3.011.727	Speedmaster CD 102	1 pc
Gripper	C3.011.627	Speedmaster CD 102	1 pc



Gripper, below	52.580.338	MO, Printmaster GTO	1 pc
Gripper, below	52.580.363	MO, Printmaster GTO	1 pc
Gripper, below	M2.583.398	Speedmaster SM 74	1 pc
Gripper, below	91.580.338	Speedmaster SM 102, CD 102	1 pc
Gripper PU	49.011.827F	SO, Speedmaster CD 102	1 pc
Gripper PU	M2.583.637	Speedmaster SM 52, SM 74	1 pc

Grippers

Article no.	Press model	Description
G3.511.727	Speedmaster SM 52	1 pc
M4.011.627	Speedmaster SM 74	1 pc
M4.011.727	Speedmaster SM 74	1 pc
M2.013.025	Speedmaster SM 74	1 pc
M1.005.627	Speedmaster SM 74	1 pc
M2.581.727	Speedmaster SM 74	1 pc
C3.581.727N	Speedmaster CD 102	1 pc
91.581.727N	Speedmaster SM 102	1 pc
91.581.827N	Speedmaster SM 102	1 pc
F2.011.627	Speedmaster XL 105	1 pc
F2.011.727	Speedmaster XL 105	1 pc

 We recommend always having these parts replaced by a Heidelberg Systemservice engineer.



Gripper

Article no.	42.011.027
Press model	Printmaster GTO
Description/size	1 pc



Steel gripper

Article no.	69.011.727F
Press model	Printmaster GTO
Description/size	1 pc



Gripper

Article no.	93.014.307
Press model	Speedmaster SM 102, CD 102
Description/size	1 pc



Gripper

Article no.	A1.007.178
Press model	Printmaster QM 46
Description/size	1 pc



Gripper, upper position

Article no.	52.580.337
Press model	Printmaster GTO
Description/size	1 pc



Gripper, upper position

Article no.	91.580.637
Press model	Speedmaster SM 102, CD 102
Description/size	1 pc



Gripper, upper position

Article no.	79.580.637
Press model	MO, Printmaster GTO
Description/size	1 pc



Backing plate

Article no.	04.020.045
Press model	Printmaster GTO
Description/size	1 pc



Gripper

Article no.	63.014.024
Press model	MO
Description/size	1 pc

In order to ensure register-accurate sheet transport, the grippers and gripper pads should always be replaced at the same time. Gripper pads to go with these grippers can be found on pages 24 and 25.

We recommend always having these parts replaced by a Heidelberg Systemservice engineer.

Gripper bars and gripper pad rails

Gripper bars and gripper pad rails are used to hold the grippers. We have designed them to ensure register-accurate sheet transport, even at the highest press speeds. All Original Heidelberg gripper bars and pad rails are regularly revised to incorporate the latest know-how so that they work with maximum efficiency

on a long-term basis. Only Heidelberg has the years of experience and know-how required to determine which technologies and materials are best suited to our high-precision components. With Original Heidelberg gripper bars and pad rails, you can be sure of high-quality print results.



Gripper bar

Article no.	Press model	Description
MV.032.161	Printmaster GTO	1 pc



Gripper bar

Article no.	Press model	Description
MV.027.278	Printmaster QM 46	1 pc



Gripper pad rail

Article no.	Press model	Description
82.005.011	Speedmaster SM 102	1 pc

Gripper pads

Gripper pads form the counterpart to the gripper. The high-precision gripper movement they ensure also delivers highly accurate paper transport. All Original Heidelberg gripper pads are made from aluminum,

which means they are extremely light. In addition to this, special coatings result in high density and a superior surface finish. These coatings also protect the pads against wear to ensure excellent durability.



Gripper pad [↕](#)

Article no.	Press model	Description
C3.011.920	Speedmaster SM 102, CD 102	1 pc, crossed grooves
C3.011.820	Speedmaster SM 102, CD 102	1 pc, standard grooves



Gripper pad [↕](#)

Article no.	Description
93.525.310	Speedmaster SM 102, CD 102
Description	1 pc



Gripper pad [↕](#)

Article no.	Description
58.711.101	SO, Speedmaster SM 102, CD 102
Description	1 pc



Gripper pad [↕](#)

Article no.	Description
83.525.310	Speedmaster CD 102, SM 102
Description	1 pc



Gripper pad [↕](#)

Article no.	Description
91.581.620	Speedmaster SM 102
Description	1 pc



Gripper pad [↕](#)

Article no.	Description
C3.581.920	Speedmaster CD 102
Description	1 pc



Gripper plate [↕](#)

Article no.	Description
A4.011.035	Quickmaster DI, Printmaster QM 46
Description	1 pc

In order to ensure register-accurate sheet transport, the grippers and gripper pads should always be replaced at the same time. Grippers to go with these gripper pads can be found on pages 21 and 22.

[↕](#) We recommend always having these parts replaced by a Heidelberg Systemservice engineer.

Gripper pad [🔗](#)

Article no.	Press model	Description
53.005.208	MO	1 pc

Gripper pad [🔗](#)

Article no.	Press model	Description
A4.014.022	Quickmaster DI	1 pc

Gripper pad [🔗](#)

Article no.	Press model	Description
C4.313.107	Speedmaster CD 102	1 pc

Gripper pad [🔗](#)

Article no.	Press model	Description
G2.014.018S	Speedmaster SM 52	1 pc

Gripper pad [🔗](#)

Article no.	Press model	Description
09.014.036	S0	1 pc

Gripper pad [🔗](#)

Article no.	Press model	Description
MV.102.008	Printmaster GTO	1 pc

[🔗](#) We recommend always having these parts replaced by a Heidelberg Systemservice engineer.

Hickey removers

Efficient hickey removers are a prerequisite for high-quality print products and short cleaning times. Hickey removers are located on top of the ink fountain dividers, in the delivery or in the blanket washup device. They are responsible for ensuring that no excess ink gets into the printing system. All Heidelberg hickey removers are specially developed by us and

manufactured in close cooperation with our suppliers. They are made from high-grade materials such as corrosion-resistant steels or chemically resistant rubber materials, giving them excellent protection against external influences from inks and liquids. This ensures minimal wear and a long service life in our presses.



Hickey remover

Article no.	91.008.033
Press model	Printmaster PM 52, Speedmaster SM 52, CD 74, SM 102
Description	1 pc, on ink fountain divider



Hickey remover

Article no.	M2.015.837
Press model	Printmaster PM 74, Speedmaster SM 74
Description	1 pc, in delivery



Hickey remover

Article no.	S8.205.053
Press model	Speedmaster SM 102, CD 102
Description	1 pc, on rubber washup blade




Hickey remover

Article no.	A1.203.006
Press model	Quickmaster DI, Printmaster QM 46
Description	1 pc, on rubber washup blade



Hickey remover

Article no.	G2.207.011N
Press model	Speedmaster SM 52
Description	1 pc, removing debris from printing plate



Hickey remover

Article no.	93.205.504
Press model	Speedmaster SM 102
Description	1 pc, removing debris from printing plate

Hoses and accessories

One example of the way hoses are used in presses is to introduce air. Compressed air regulates the pneumatic press control system. Spiral hoses ensure the air supply in the feeder. In addition to being able to withstand high pressures, these hoses must also demonstrate excellent resistance to cleaning agents, inks and oils. The hoses we use are specially geared

to the performance requirements of Heidelberg presses. They are made from polyester polyurethane, a material that is extremely durable and pressure-resistant in the relevant temperature range and only becomes brittle very slowly. Original Heidelberg hoses are manufactured by selected suppliers using up-to-date design plans to take on board the latest developments.



Compressed-air hose

Article no.	00.471.0141
Press model	Quickmaster DI, Printmaster QM 46, Speedmaster SM 74, CD 74, SM 102, CD 102
Description/size	Sold in meters, 4.1 × 0.9 mm



Compressed-air hose

Article no.	00.471.0082
Press model	S0, Speedmaster SM 102, CD 102
Description/size	Sold in meters, 6.1 × 1 mm



Compressed-air hose

Article no.	00.471.0149
Press model	Quickmaster DI, Printmaster QM 46, Speedmaster SM 74, CD 74, SM 102, CD 102
Description/size	Sold in meters, 12 × 9 mm



Hose coupling

Article no.	00.580.4624
Press model	Speedmaster SM 102, CD 102
Description/size	1 pc, double connection for 12 × 9 mm hose



Hose coupling

Article no.	00.580.4452
Press model	Speedmaster SM 102, CD 102
Description/size	1 pc, double connection for 4 × 2 mm hose



Hose coupling

Article no.	00.580.3661
Press model	Quickmaster DI, Printmaster QM 46
Description/size	1 pc, double connection for 6 × 4 mm hose



Spiral hose

Article no.	00.471.0144
Press model	Speedmaster SM 74, SM 102, CD 102, XL 105
Description/size	Sold in meters, 19 × 3.2 mm

Ink fountain dividers

Ink fountain dividers create an ink-tight seal between the ink fountain and the ink fountain roller where they are in direct contact with the ink. As a result, they must be easy to remove and clean when changing inks and be resistant to both chemicals and inks. Original Heidelberg ink fountain dividers are made from selected high-grade materials. They demonstrate excellent durability and minimal wear, even at high temperatures and speeds.



Ink fountain dividers

Designation	Article no.	Press model	Description
Ink fountain divider	63.008.113	MO	1 pc
Ink fountain divider	A4.008.323	Quickmaster DI	1 pc, drive side
Ink fountain divider	A4.008.324	Quickmaster DI	1 pc, operator's side
Ink fountain divider	A1.008.104	Printmaster QM 46	1 pc
Ink fountain divider	G2.008.112	Printmaster PM 52, Speedmaster SM 52	1 pc, drive side
Ink fountain divider	G2.008.113	Printmaster PM 52, Speedmaster SM 52	1 pc, operator's side
Ink fountain divider	71.008.150	Speedmaster CD 102	1 pc, operator's side
Ink fountain divider	71.008.151	Speedmaster SM 102, CD 102	1 pc, drive side
Ink fountain divider	M2.008.113	Speedmaster SM 74, CD 102	1 pc, drive side
Ink fountain divider	M2.008.114	Speedmaster SM 74	1 pc, operator's side
Ink fountain divider	L2.008.113	Speedmaster CD 74	1 pc, drive side
Ink fountain divider	L2.008.114	Speedmaster CD 74	1 pc, operator's side
Ink fountain divider	MV.050.824	Speedmaster XL 105	2 pcs, drive side, operator's side
Ink fountain divider	MV.030.614	Quickmaster DI	1 pc, operator's side
Ink fountain divider	MV.030.615	Quickmaster DI	1 pc, drive side
Ink fountain divider	MV.037.346	Printmaster GTO	2 pcs, drive side/operator's side


Ink fountain blades

Original Heidelberg ink fountain blades are made from high-grade spring steel. This ensures optimum bending exactly as specified by Heidelberg for ideal press compatibility. Heidelberg ink fountain blades demonstrate excellent durability that competitors' products are unable to match.



Ink fountain blades

Designation	Article no.	Press model	Description
Ink fountain blades	38.008.017F	KORD	1 pc, for printing unit
Ink fountain divider	48.008.017F	KORS	1 pc, for printing unit
Ink fountain blades	36.008.017F	SD	1 pc, for printing unit
Ink fountain blades	73.008.117F	SO	1 pc, for printing unit
Ink fountain blades	06.008.017F	SOR	1 pc, for printing unit
Ink fountain blades	58.008.017F	SORK	1 pc, for printing unit
Ink fountain blades	43.008.017F	MO	1 pc, for printing unit
Ink fountain blades	69.008.017F	Printmaster GTO	1 pc, for printing unit
Ink fountain blades	42.008.017F	Printmaster GTO	1 pc, for printing unit
Ink fountain blades	41.008.017F	Speedmaster SM 102, CD 102	1 pc, for printing unit
Ink fountain blades cpl	22.008.045F	TO	1 pc, for printing unit
Ink fountain blades cpl	A1.008.102S	Printmaster QM 46	1 pc, for printing unit
Ink fountain blades cpl	MV.027.244	Printmaster QM 46	1 pc, for printing unit
Ink fountain blades cpl	69.008.317S	Printmaster GTO	1 pc, for printing unit
Ink fountain blades cpl	M1.008.117F	Speedmaster SM 74	1 pc, for printing unit

 We recommend always having these parts replaced by a Heidelberg Systemservice engineer.

Ink fountain liner

Heidelberg ink fountain liners are worked with very high register accuracy. This keeps the distance between liner and roller constant, preventing a change in ink density. Original Heidelberg ink fountain liners demonstrate excellent durability and are extremely easy to handle. This not only cuts makeready times during production but also increases the productivity and efficiency of the printing process. Original Heidelberg ink fountain liners demonstrate superb tensile strength, tear resistance, dielectric strength, stability and rigidity and are tailor-made to our specifications. This means that Original Heidelberg ink fountain liners are always exactly the right size, fit perfectly in our presses and are easy to use and fix in place – for maximum reliability and cost-effectiveness.



Ink fountain liner

Article no.	Press model	Description
A4.008.335	Quickmaster DI	1 pc
G2.008.944N	Speedmaster SM 52	1 pc



Insulating tape

Insulating tapes are applied between the ink fountain dividers and a strip attached to the actual ink fountain. All Original Heidelberg insulating tapes are specifically geared to the requirements of the relevant press model. They are made from wear-resistant plastics and are easy to handle and replace, thereby ensuring excellent print quality on a long-term basis.

Insulating tape

Article no.	Press model	Description/size (mm)
91.008.044	Speedmaster SM 74, CD 74, SM 102, CD 102, XL 105	1 pc, 156 × 15 × 0.85
63.008.144	Printmaster GTO, Speedmaster SM 52	1 pc, 132 × 15 × 0.85

Looking for a different insulating tape? We have other options available.
Just give us a call.



Foils and films

Designation	Article no.	Press model	Description/size (mm)
Set of foils (A)	76.024.201F	SD	Pack with 100 pcs
Set of foils (A)	63.024.301F	MO	Pack with 100 pcs
Set of foils (A)	63.008.642F	MO	Pack with 100 pcs
Set of foils (A)	A4.024.210F	Quickmaster DI	Pack with 100 pcs
Set of foils (A)	G2.008.901F	Printmaster GTO, PM 52, Speedmaster SM 52	Pack with 100 pcs
Set of foils (A)	G2.008.943N	Speedmaster SM 52	Pack with 100 pcs
Set of foils (A)	L2.008.642F	Speedmaster CD 74	Pack with 10 pcs
Set of foils (A)	M2.008.642	Speedmaster SM 74, CD 74	Pack with 100 pcs
Set of foils (A)	73.024.201F	Printmaster PM 74, Speedmaster SM 74, CD 74	Pack with 100 pcs
Set of foils (A)	91.008.041F	Speedmaster SM 102, CD 102	Pack with 10 pcs
Set of foils (A)	91.008.642F	Speedmaster SM 102, CD 102	Pack with 100 pcs
Set of foils (A)	71.024.201F	Speedmaster CD 102, XL 105	Pack with 100 pcs
Set of foils (A)	F2.008.132F	Speedmaster CD 102, XL 105	Pack with 100 pcs
Protective film (B)	00.472.0085	Quickmaster DI, Printmaster QM 46	1 roll with 12 pcs, 70 × 362 -12
Protective film (B)	00.472.0034	Printmaster GTO	1 roll with 12 pcs, 70 × 551 -12
Protective film (B)	00.472.0007	Speedmaster SM 74	1 roll with 12 pcs, 70 × 777.5 -12
Protective film (B)	00.472.0006	Speedmaster SM 102	1 roll with 12 pcs, 70 × 1,070 -12

Sheet smoothers and separators

Sheet smoothers are located close to the suction system in the feeder and control the exact position of the paper as it enters the press. They should be replaced on a regular basis. Original Heidelberg sheet

smoothers and Original Heidelberg separators are made to precise tolerances. This ensures they fit perfectly in Heidelberg presses and fully satisfy the requirements of the sensitive suction system.



Sheet separating finger for cardboard

Article no.	C4.028.110F
Press model	Speedmaster CD 102
Description	1 pc



Sheet separating finger for cardboard

Article no.	66.028.110F
Press model	Speedmaster SM 102, CD 102, XL 105
Description	1 pc



Sheet separating finger for cardboard

Article no.	L4.028.167S
Press model	Printmaster PM 74, Speedmaster SM 74, CD 74
Description	1 pc



Separator finger

Article no.	66.028.810F
Press model	Speedmaster SM 102, CD 102, XL 105
Description	1 pc



Separator finger

Article no.	L4.028.164S
Press model	Printmaster PM 74, Speedmaster SM 74, CD 74
Description	1 pc



Separator finger

Article no.	L4.028.165S
Press model	Printmaster PM 74, Speedmaster SM 74, CD 74
Description	1 pc



Separator finger

Article no.	36.017.084
Press model	MO, KO, GTO
Description	1 pc



Separator finger

Article no.	42.017.083F
Press model	Printmaster GTO
Description	1 pc



Sheet smoother

Article no.	79.022.024F
Press model	Printmaster GTO
Description	1 pc

Slitting and perforating discs

Original Heidelberg slitting and perforating discs are made from high-grade steels. They are fitted on a shaft in the final printing unit of the press so that the product can be slit or perforated immediately after printing. Heidelberg slitting and perforating discs are checked for a high load-bearing capacity and long service life in continuous fatigue tests and ensure precise cutting, even at the highest speeds. However, all the parts used must be regularly replaced to main-

tain a consistently high level of slitting and perforation. We offer discs for different paper grades and thicknesses and for various applications. All Original Heidelberg slitting and perforating discs are regularly improved by optimizing their functions and updating them to the state of the art. By using these parts, you not only avoid unscheduled machine downtime but also benefit from long replacement intervals.



Slitting and perforating discs

Designation	Article no.	Press model	Description
Perforating disc (A)	MV.025.059	MO, Printmaster GTO, Speedmaster SM 52	1 pc, 20 teeth
Perforating disc (A)	MV.024.209	MO, Printmaster GTO, Speedmaster SM 52, SM 102	1 pc, 36 teeth
Perforating disc (A)	MV.024.212	MO, Printmaster GTO, Speedmaster SM 52, SM 102	1 pc, 47 teeth
Perforating disc (A)	03.731.126F	MO, Printmaster GTO, Speedmaster SM 52, SM 102	1 pc, 26 teeth
Slitting disc (B)	MV.024.351	Printmaster GTO, Speedmaster SM 52	1 pc
Slitting disc (B)	MV.025.009	Speedmaster SM 102	1 pc
Creasing wheel (C)	MV.032.266	Printmaster GTO, Speedmaster SM 52	1 pc
Creasing wheel (C)	A1.731.112	Printmaster QM 46	1 pc, 48 teeth
Creasing wheel (C)	A1.731.113	Printmaster QM 46	1 pc
Creasing wheel (C)	A1.731.114	Printmaster QM 46	1 pc

Suction and feed board tapes


Heidelberg suction tapes are available for the entire range of printing stock. Whatever the width or dimensions required and whether rough or smooth surfaces are involved – there’s an ideal Original Heidelberg suction tape for every printing material. All the tapes

share the same consistently high sheet holding force and result in minimal marking. Most of our suction tapes are made by selected suppliers from the polyurethane Celloflex. This means they are very flexible and demonstrate low wear properties.



Feed board tape

Article no.	86.020.029
Press model	SO, Speedmaster SM 102, CD 102
Description	1 pc



Feed board tape

Article no.	53.020.029
Press model	MO
Description	1 pc



Suction tape

Article no.	F4.020.292
Press model	Speedmaster CD 102, SM 102, XL 105
Description	1 pc



Suction tape

Article no.	L2.020.014
Press model	Speedmaster CD 74
Description	1 pc



Suction tape

Article no.	M2.020.017
Press model	Speedmaster SM 74
Description	1 pc



Suction tape

Article no.	G2.020.009
Press model	Speedmaster SM 52
Description	1 pc



Suction tape

Article no.	M2.015.357
Press model	Speedmaster SM 74
Description	1 pc



Suction tape

Article no.	C3.015.453
Press model	Speedmaster CD 102
Description	1 pc



Suction tape

Article no.	C3.015.653
Press model	Speedmaster CD 102
Description	1 pc



In order to ensure the best possible grip and functioning, we recommend you use the correct adhesives for your suction tapes. These can be found on page 53.



Suction tape

Article no.	Press model	Description
M2.015.840F	Speedmaster CD 74, CD 102, SM 52, SM 74, XL 105	Yellow, 9 mm rib, 20 mm wide, 3 × M2.015.870
M2.015.841F	Speedmaster CD 74, CD 102, SM 52, SM 74, XL 105	Yellow, 9 mm rib, 20 mm wide, 5 × M2.015.870
MV.053.342	Speedmaster CD 74, CD 102, SM 52, SM 74, XL 105	Yellow, 9 mm rib, 20 mm wide, 25 × M2.015.870



Suction tape

Article no.	Press model	Description
M2.015.843F	Speedmaster CD 74, CD 102, SM 52, SM 74, XL 105	Gray, 9 mm rib, 20 mm wide, 3 × M2.015.871
M2.015.844F	Speedmaster CD 74, CD 102, SM 52, SM 74, XL 105	Gray, 9 mm rib, 20 mm wide, 5 × M2.015.871
M2.015.845F	Speedmaster CD 74, CD 102, SM 52, SM 74, XL 105	Gray, 9 mm rib, 20 mm wide, 25 × M2.015.871



Suction tape

Article no.	Press model	Description
M2.015.872 01	Speedmaster CD 74, CD 102, SM 52, SM 74, XL 105	Gray, 1.5 mm rib, 20 mm wide
M2.015.899F01	Speedmaster CD 74, CD 102, SM 52, SM 74, XL 105	Gray, 1.5 mm rib, 20 mm wide, 3 × M2.015.872



Suction tape

Article no.	Press model	Description
M2.015.878	Speedmaster CD 74, CD 102, XL 105	Yellow, no rib, 20 mm wide
M2.015.846F	Speedmaster CD 74, CD 102, XL 105	Yellow, no rib, 20 mm wide, 3 × M2.015.878
M2.015.847F	Speedmaster CD 74, CD 102, XL 105	Yellow, no rib, 20 mm wide, 5 × M2.015.878
MV.053.344	Speedmaster CD 74, CD 102, XL 105	Yellow, no rib, 20 mm wide, 25 × M2.015.878



Suction tape

Article no.	Press model	Description
M2.015.896F01	Speedmaster CD 74, CD 102, SM 52, SM 74, XL 105	Yellow, 5 mm rib, 20 mm wide, 3 × M2.015.895
M2.015.897F01	Speedmaster CD 74, CD 102, SM 52, SM 74, XL 105	Yellow, 5 mm rib, 20 mm wide, 5 × M2.015.895



Suction tape

Article no.	Press model	Description
M2.015.880	Speedmaster CD 102, XL 105	Green, no rib, 20 mm wide
M2.015.848F	Speedmaster CD 102, XL 105	Green, no rib, 20 mm wide, 5 × M2.015.880
MV.053.343	Speedmaster CD 102, XL 105	Green, no rib, 20 mm wide, 25 × M2.015.880



Suction tape

Article no.	Press model	Description
M2.015.881F	Speedmaster CD 74, CD 102, XL 105	Gray, no rib, 20 mm wide, 3 × F4.514.578
M2.015.882F	Speedmaster CD 74, CD 102, XL 105	Gray, no rib, 20 mm wide, 5 × F4.514.578
M2.015.883F	Speedmaster CD 74, CD 102, XL 105	Gray, no rib, 20 mm wide, 25 × F4.514.578



Suction tape

Article no.	Press model	Description
M2.015.885F	Speedmaster SM 102-Plus	Yellow, 9 mm rib, 17.5 mm wide, 5 × F7.514.513



Suction tape

Article no.	Press model	Description
M2.015.894F	Speedmaster SM 102-Plus	Gray, 9 mm rib, 7.5 mm wide, 5 × F7.514.532



Suction tape

Article no.	Press model	Description
M2.015.888F	Speedmaster SM 102-Plus	Yellow, no rib, 17.5 mm wide, 5 × F7.514.533



Suction tape

Article no.	Press model	Description
M2.015.898F	Speedmaster CD 74, SM 52	Gray, 5 mm rib, 20 mm wide, 3 × M2015898

Looking for different tapes? We have other options available. Just give us a call.

Suckers

Original Heidelberg suckers are particularly resistant to wear. They are made from specific plastics with specially selected material properties. Continuous development work on these plastics is being carried out by our partners and suppliers in the plastics industry and they are adapted based on the latest research findings. Original Heidelberg suckers have exactly what it takes

to meet the demands we place on our presses. Only they are made from the precise combination of materials required to reliably achieve the necessary suction force and the correct sheet suction action. Rely on our experience and Heidelberg quality confirmed by load and fatigue tests.



Suckers

Designation	Article no.	Press model	Description/size (mm)
Tissue paper sucker (A)	89.028.402	Printmaster GTO	1 pc
Tissue paper sucker (A)	G2.028.405	Speedmaster SM 52, SM 102, CD 102, XL 105	1 pc
Tissue paper sucker (A)	66.028.405	Speedmaster SM 102, CD 74, CD 102	1 pc
Sucker disc (B)	66.028.406	Speedmaster CD 74, SM 102, CD 102, XL 105	1 pc
Sucker disc (B)	89.028.401	Printmaster GTO	1 pc, 24 × 10 × 0.6
Sucker disc (B)	G2.028.120	Speedmaster SM 52, XL 105	1 pc
Sucker disc (B)	66.028.401	Speedmaster CD 74, SM 102, CD 102	1 pc, 30 × 13 × 0.8
Sucker disc (B)	66.028.402	Speedmaster CD 74, SM 102, CD 102	1 pc, 38 × 13 × 0.8
Sucker disc (B)	66.028.403	Speedmaster CD 74, SM 102, CD 102	1 pc, 30 × 13 × 1
Sucker disc (B)	66.028.404	Speedmaster CD 74, SM 102, CD 102	1 pc, 38 × 13 × 1

Looking for a different sucker? We have other options available. Just give us a call.



Molded rubber sucker

Article no.	A1.016.327
Press model	Quickmaster DI, Printmaster QM 46
Description	1 pc



Molded rubber sucker

Article no.	04.016.071
Press model	KS
Description	1 pc



Molded rubber sucker

Article no.	42.016.072
Press model	Printmaster GTO
Description	1 pc



Rubber sucker disc

Article no.	22.016.008
Press model	T0
Description	1 pc



Sucker disc

Article no.	03.016.030
Press model	S, SO, KORD
Description	1 pc



Sucker

Article no.	42.016.073
Press model	Printmaster GTO
Description	1 pc



Rubber sucker disc

Article no.	22.024.005F
Press model	T0
Description	1 pc



Twin sucker

Article no.	41.028.409
Press model	Speedmaster CD 74, SM 102
Description	1 pc



Molded rubber sucker

Article no.	F3.582.263
Press model	Speedmaster CD 74, XL 105
Description	1 pc


Filters

Filters are used anywhere in our presses where unwanted suspended matter and impurities need to be removed from air or fluids. Original Heidelberg filters are specifically designed with these tasks in mind. They meet all the demands that we place on the quality of our presses, such as availability, low operating costs and longer intervals between servicing.



Filters

Designation	Article no.	Press model	Description/size (mm)
Filtering mat (A)	92.196.1811	CombiStar®, HydroStar®	10 pcs, 250 × 470
Filtering mat, small (A)	63.196.1811	HydroStar or intermediate tank	10 pcs, 250 × 300
Filtering mat, large (A)	SA.196.1746	CombiStar, HydroStar	10 pcs, 250 × 670
Exhaust air filtering mat (A)	C7.170.0567	DryStar®	1 pc
Filtering mat (A)	C7.178.1836	HydroStar RCWL	1 pc
Filtering mat (A)	C5.178.1836	HydroStar RCWL	1 pc
Filtering mat (A)	L6.170.1362	DryStar, Speedmaster CD 74	1 pc
Filtering mat (A)	98.178.1678	HydroStar RCWL 851	1 pc, 465 × 152
Suction filter (B)	M2.179.1981	Speedmaster SM 74	1 pc, 170 × 140 × 47
Suction filter (B)	63.102.1961	MO, Printmaster PM 74, Speedmaster SM 52, SM 74, SM 102, CD 102	1 pc, for pneumatic compressor
Filter cartridge (C)	89.102.1961	Printmaster GTO, PM 74, Speedmaster SM 74, SM 102, CD 102	1 pc, for pneumatic compressor
Filter cartridge (C)	00.780.0092	Speedmaster SM 74	1 pc, for suction/blast air compressor
Filter cartridge (C)	00.780.1450	Speedmaster SM 74	1 pc, for suction/blast air compressor
Filter cartridge (C)	89.102.2362	Printmaster GTO, PM 74, Speedmaster SM 52, SM 74	1 pc, for pneumatic compressor
Filter cartridge (C)	00.780.3702	Speedmaster SM 74, CD 74, SM 102, CD 102	1 pc, for compressor for powder spray device
Filter cartridge (C)	47.018.106	SD, SO, SOR, SORK, SORZ, MO, SK, Speedmaster SM 102, CD 102	1 pc, for air supply
Filter cartridge (C)	G2.102.1961	Printmaster QM 46, Speedmaster SM 52	1 pc
Filter cartridge (C)	G2.102.1971	Speedmaster SM 52	1 pc, for KLT 15 pressure/vacuum pump
Filter cartridge (C)	G2.102.1981	Printmaster QM 46, Speedmaster SM 52	1 pc, for KLT 15 pressure/vacuum pump
Filter cartridge (C)	G2.102.2121	Speedmaster SM 52	1 pc, for KLT 25 pressure/vacuum pump
Filter cartridge (C)	G2.102.2131	Speedmaster SM 52	1 pc, for KLT 25 pressure/vacuum pump
Filter cartridge (C)	M2.148.2031	Coating supply unit LVG	1 pc
Filter cartridge (D)	91.378.014	Printmaster PM 52, PM 74 Speedmaster SM 52, SM 74, SM 102, CD 102	1 pc, for dampening solution unit
Filtering bag (E)	69.196.1558	Printmaster GTO, Speedmaster SM 52	1 pc, for dampening solution unit
Filtering bag (F)	G2.196.1746	Printmaster GTO, PM 74, Speedmaster SM 52	1 pc, for dampening solution unit



Filters

Designation	Article no.	Press model	Description
Air filter (A)	C2.102.1911	Speedmaster SM 74, CD 74, SM 102, CD 102, XL 105	1 pc, for air supply
Filter (A)	00.580.5832	Speedmaster SM 74, SM 102, CD 102, XL 105	1 pc, for air supply
Filter (A)	F2.179.1821	Speedmaster SM 102, CD 102, XL 105	1 pc, for air supply
Wet air filter (B)	00.580.0741	SO, MO, Printmaster GTO, Speedmaster SM 74	1 pc, for air supply
Wet air filter (B)	00.580.1160	SO, Printmaster PM 74, Speedmaster SM 74, SM 102, CD 102, XL 105	1 pc, for air supply
Wet air filter (B)	00.580.4295	Speedmaster SM 74	1 pc, for air supply
Wet air filter (B)	00.580.1166	SO, Speedmaster SM 74, SM 102, CD 74, CD 102, XL 105	1 pc, for air supply
Filter (C)	00.780.1567	MO, Speedmaster SM 102, CD 102, XL 105	1 pc
Filter (C)	63.196.1911	MO, Speedmaster SM 52	1 pc, for cooling device
Filter (C)	69.196.1631	Printmaster GTO, Speedmaster SM 52	1 pc, for cooling device
Filter (C)	M2.102.2051	Speedmaster SM 74	1 pc, for pneumatic compressor
Filter (C)	00.580.4992	MO, Speedmaster SM 52, SM 74, CD 74	1 pc
Filter (C)	SA.178.1836	Speedmaster SM 102, CD 102	1 pc
Filter element (C)	G2.102.1972	Printmaster PM 74, Speedmaster SM 52	1 pc, for diaphragm-type dryer
Filter element (C)	63.102.2061	Speedmaster SM 52, SM 74	1 pc, for pneumatic compressor
Filter (D)	00.780.0094	Printmaster GTO, Speedmaster SM 74, SM 102, CD 74, CD 102, XL 105	1 pc, for vacuum pump
Filter (D)	00.780.0093	Speedmaster SM 74, CD 102	1 pc, for vacuum pump
Filter (D)	00.580.6146	Speedmaster CD 102, SM 102, XL 105	1 pc
Air filter (D)	71.102.1911	Speedmaster SM 74, CD 74, SM 102, CD 102, XL 105	1 pc, for pneumatic compressor
Air filter (D)	00.580.5379	Speedmaster CD 74, SM 102, CD 102, XL 105	1 pc, for air blast unit

Did you know ...

... that only materials and parts that have passed the toughest Heidelberg load and fatigue tests can use the “Original Heidelberg” name?



Take the recent cautionary tale from a printshop where a screw that was not from the Heidelberg range failed to cope with the mechanical stresses generated by the press. The result was EUR 300,000 of damage. Only Original Heidelberg Service Parts ensure top quality and fault-free operation because only they are tested in accordance with the toughest criteria and merit the name “Original Heidelberg”.

Electrical and Electronic Parts



Presses

Mechanical Parts

Electrical and
Electronic Parts



Electrical and Electronic Parts

For top results • Our electrical and electronic components may look just like standard service parts at first glance. Take a closer look, though, and you will soon spot the difference. Virtually all our Original Heidelberg Service Parts are manufactured from specially selected materials in line with specific requirements and are only available in this form from Heidelberg. Our sophisticated quality assurance system ensures excellent functionality and stability – even under continuous operation.

Electrical and electronic parts

- Carbon brushes
- Lamps
- Switches, sensors and buttons
- Fuses
- Rotor vanes
- Infrared radiators

Carbon brushes

Carbon brushes are particularly important for power transmission in the motor. If they are working properly, this ensures smooth press operation on a long-term basis. For example, Original Heidelberg carbon brushes are designed so as not to create any coarse dust and

only a tiny amount of fine dust, significantly reducing the maintenance frequency required. They are also highly resistant to wear and operate effectively for long periods, making them ideal for your Heidelberg press.



Carbon brushes

Designation	Article no.
Slip ring brush (A)	00.780.3438
Slip ring brush (A)	00.780.3349
Slip ring brush (B)	00.780.0419
Slip ring brush (B)	00.780.0115
Slip ring brush (B)	00.780.0409
Slip ring brush (B)	00.780.3684
Slip ring brush (B)	00.780.0417
Carbon brush (C)	71.101.3013
Carbon brush (C)	87.101.2012
Carbon brush (C)	61.101.2012
Carbon brush (C)	C8.101.2012
Carbon brush (C)	91.101.2013
Carbon brush (C)	92.101.2014

Designation	Article no.
Commutator carbon (D)	00.780.3928
Commutator carbon (D)	00.780.2128
Commutator carbon (D)	00.780.1934
Commutator carbon (D)	00.780.2291
Commutator carbon (D)	22.101.1331
Commutator carbon (D)	00.780.2372
Commutator carbon (D)	00.780.3986
Commutator carbon (D)	00.780.1171
Commutator carbon (D)	00.780.0414
Commutator carbon (D)	00.780.0408
Commutator carbon (D)	00.780.2292
Commutator carbon (D)	00.780.1245

Have you been unable to find the carbon brushes you need? We have other options available. Just give us a call.

Lamps

A key quality feature of a high-grade lamp is a constant radiation intensity over its entire service life. Only then can processes be performed reliably. All the Original Heidelberg lamps we use are specially



manufactured for Heidelberg and their illuminating performance is geared to the requirements of our presses. Infrared lamps, for example, are responsible for reliably drying inks and coatings.



Lamps

Article no.	Press model	Description
00.780.1786	SO, Printmaster GTO 52, Speedmaster SM 102, CD 102	1 pc, 24 V/1,2 W
71.186.3661	Speedmaster SM 52, SM 74, SM 102, CD 102	1 pc, 100 mA
81.186.3735	Speedmaster SM 102	1 pc, 12 V/0.7 W
91.150.1321	Printmaster GTO, Speedmaster SM 52, SM 74, SM 102, CD 102	1 pc, 24 V (28 V)/0.6 W

Fluorescent lamps

Article no.	Press model	Description
43.117.134	MO	1 pc, 13 W
C4.117.1321	Speedmaster CD 102	1 pc, 36 W/5,400 K

Switches, sensors and buttons

Switches, sensors and buttons ensure long-term reliable press operation, thereby making a significant contribution to a fault-free production process. All switches, sensors and buttons used in Heidelberg machinery have specially developed properties and are selected to ensure optimum press operation.

They are made from fatigue-tested materials that offer outstanding durability. You can always rely on Original Heidelberg quality to keep your production system running smoothly.



Looking for an article number? Simply check your manual or give us a call.

Microswitches

Designation	Article no.	Press model	Description
Microswitch	00.780.0191	SO, Printmaster GTO, Speedmaster SM 102, CD 102	1 pc
Guard hood for microswitch	00.780.0192	SO, Speedmaster SM 102, CD 102	1 pc



Level detector for overflow protection

Article no.	Press model	Description
91.196.1676	Speedmaster SM 102	1 pc
C2.196.1676	Speedmaster SM 102	1 pc, length 1,500 mm



Limit switch

Article no.	Press model	Description
00.780.3413	Printmaster GTO, Speedmaster SM 52, SM 74, CD 102	1 pc



Palm button

Article no.	Press model	Description
MV.051.081	Printmaster GTO, Speedmaster SM 74, SM 102, CD 102	1 pc



Illuminated pushbutton

Article no.	Press model	Description
81.186.3845	Speedmaster SM 102	1 pc



Drive diaphragm

Article no.	Press model	Description
M2.148.1041	Press-independent	1 pc, for LVG 160/180 coating supply unit
M5.148.1041	Press-independent	1 pc, for LVG 360 coating supply unit
F2.148.1041	Press-independent	1 pc, for LVG 550 coating supply unit



Diaphragm break sensor

Article no.	Press model	Description
M5.148.2052	Press-independent	1 pc, for LVG 160 to LVG 550 coating supply units

Looking for different buttons and switches? We have other options available. Just give us a call.

Fuses

Choosing the right fuses is very important to get the best out of your presses. Many faults occur as a result of incorrect fuse selection. Other models available on the market often differ only slightly from Original Heidelberg fuses, but the consequences of using the wrong fuse can be very serious if, for example, an

entire control unit fuses because fuse protection is insufficient. That's why all Original Heidelberg fuses are precisely matched to the requirements of the relevant press. This ensures top quality and long-term fault-free operation.



Fuses

Designation	Article no.	Press model	Amperage	Voltage	Quantity
Fuse, electr. (A)	00.781.7455	Printmaster PM 52, Speedmaster SM 74	10 A	125 V	1 pc (quick-acting)
Fuse, electr. (A)	00.780.2335	SO	10 A	500 V	1 pc (quick-acting)
Fuse, electr. (A)	00.781.7456	Printmaster PM 74	15 A	125 V	1 pc (quick-acting)
Cartridge fuse link (B)	00.780.1413	Speedmaster SM 74, SM 102, CD 102	1.6 A	500 V	1 pc (time-lag)
Cartridge fuse link (B)	00.781.1506	Speedmaster SM 74, SM 102, CD 102	6.3 A	500 V	1 pc (time-lag)
Cartridge fuse link (B)	00.781.3030	Speedmaster CD 102	12 A	250 V	1 pc (medium time-lag)
Cartridge fuse link (B)	00.781.1754	Speedmaster SM 102, CD 102	16 A	250 V	1 pc (time-lag)
Fuse cartridge (C)	00.780.0056	SO	35 A	-	1 pc (time-lag)
Fuse cartridge (C)	00.780.0609	Printmaster GTO	10 A	-	1 pc (time-lag)
Fuse cartridge (C)	00.780.1881	Printmaster GTO	4 A	-	1 pc (time-lag)
Fuse cartridge (C)	00.780.0057	SO	6 A	-	1 pc (time-lag)

Did you know ...

... that over 95 % of all Original Heidelberg Service Parts are delivered within 24 hours?



Heidelberg Systemservice boasts an ultramodern logistics network. At its heart is the World Logistics Center in Wiesloch, which stocks over 130,000 service parts. North and Central America are supplied directly by the American Logistics Center in Indianapolis, while Asia's parts come from the Japanese Logistics Center in Tokyo and the Hong Kong Logistics Center. Every day, 1,600 customers around the world receive Original Heidelberg Service Parts – within 24 hours.

Rotor vanes


The main use of rotor vanes in our presses is in compressors to transport air. In this way, they generate blast air for powder spraying, for example. We place the toughest demands on the materials used for our Original Heidelberg rotor vanes – and require our

selected suppliers to do the same. As a result, our rotor vanes have extremely long service lives with minimal wear, resulting in reliable, fault-free continuous compressor operation.



Rotor vanes

Designation	Article no.	Press model	Description/size (mm)
Guide ring lamella (A)	00.780.0801	SO, MO, Speedmaster	1 pc, for DLCF 60, 80 and 130 compressors
Rotor vane (A)	00.780.2797	Speedmaster SM 74, CD 74, SM 102, XL 105	1 pc, for CLFG 41V vacuum pump
Rotor vane (A)	00.780.1504	Speedmaster	1 pc, for DLCF 130 DVVL compressor (9 pcs are required)
Rotor vane (A)	51.102.1451	SO, MO	1 pc, 80 × 17 × 1
Lamella (A)	00.780.2702	Speedmaster SM 74	1 pc, 95 × 59 × 6, for DV-DW compressor
Set of rotor vanes (B)	M2.102.2021	Speedmaster SM 74	1 set with 6 pcs, 52 × 5 × 130, for KTA 80/2 compressor
Set of rotor vanes (B)	61.164.1737	Speedmaster SM 102	1 set with 7 pcs
Set of rotor vanes (B)	S9.164.1453	Speedmaster SM 102	1 set with 7 pcs
Set of rotor vanes (B)	L4.164.1563	Speedmaster CD 74	1 set with 6 pcs

 We recommend always having these parts replaced by a Heidelberg Systemservice engineer.

Infrared radiators

Infrared radiators are used in the DryStar units of the Heidelberg Speedmaster SM 52, SM/CD 74, SM/CD 102 and XL 105 presses. To ensure consistent quality, we recommend that IR radiators are replaced after every 5,000 operating hours. Inks need a special wavelength in order to penetrate into the paper before they harden as a result of oxidation with the air. The special manufacturing techniques used to produce Heidelberg IR radiators make sure this process takes place as it should. A gold alloy in the radiators also ensures that infrared light is projected only where it is required –

onto the paper. As a result, the temperature in your press does not rise to dangerous levels.

Heidelberg IR radiators exhibit outstanding quality standards that prevent breakage caused by vibration in the press, short circuits caused by spark-over and the formation of deposits on the glass (typical blackening). As a result, these radiators have a longer service life. Original Heidelberg service parts ensure optimum and efficient production at all times.



Radiator

Article no.	M6.170.0301
Press model	Speedmaster SM 74, CD 74
Description	1 pc, dryer tube, service life 3,000–5,000 hours



Radiator

Article no.	C7.170.0301
Press model	Speedmaster SM 102, CD 102
Description	1 pc, dryer tube, service life 3,000–5,000 hours



Radiator

Article no.	F7.170.0771
Press model	Speedmaster XL 105
Description	1 pc, dryer tube, service life 3,000–5,000 hours



Radiator

Article no.	G4.170.0101
Press model	Speedmaster SM 52
Description	1 pc, dryer tube, service life 3,000–5,000 hours

Did you know ...
... that there is always a Heidelberg service
technician in your area?



We are always there when you need us! With more than 4,500 well-trained specialists worldwide, Heidelberg Systemservice is the industry's largest network. We are committed to Heidelberg quality standards – and to providing a fully integrated and comprehensive level of service. In addition to repairs, our portfolio includes advice and improvements to production. Why not make use of the expertise that has grown out of cutting-edge tools, optimized structures and an ongoing exchange of information!

Lubricants and Adhesives



Presses

Mechanical Parts

Electrical and
Electronic Parts

Lubricants and Adhesives



Lubricants and Adhesives

Continuous use with minimal maintenance

Rather like car engines, both regular lubrication and the correct lubricant are required to get the best out of our presses. Heidelberg, together with selected strategic partners, offers special premium products that have been developed specifically to meet the demands of our presses. These lubricants, like our special adhesives, are extremely resistant to aging and demonstrate excellent temperature resistance, making them ideal for long-term continuous use in all manner of operating environments.

But, however good a lubricant is, its quality can deteriorate when in continuous daily use. Consequently, perfect lubrication can only be ensured on a long-term basis by changing the lubricant as often as necessary. To make things easier, a number of Original Heidelberg lubricants come with a sticker indicating when they need to be changed.

Due to shipping restrictions, some lubricants may require ground shipment. Please allow extra time for delivery.

2. Presses/Lubricants and Adhesives



Lubrication cartridge*

Article no.	Description
00.580.1432	Contents 120 cm ³ , Perma 6



Antiseize agent*

Article no.	Description
00.580.5697	Contents 400 ml, RENAX, e. g. manual lubrication of sucker bar on storage drum



Antiseize agent, FLC*

Article no.	Description
00.580.5681	Contents 300 ml, 1012, e. g. manual lubrication of grippers



Grease, L 250L*

Article no.	Description
00.580.2151	Contents 60 g, e. g. threaded spindles



Grease, Molykote G67*

Article no.	Description
00.580.4491	Contents 450 g, e. g. gears on dampening system drive



Grease, Renolit Mp*

Article no.	Description
00.580.4715	400 g, e. g. ball-and-socket joint



Lubricant*

Article no.	Description
00.580.6033	Contents 15 g, Renolit AS, e. g. manual lubrication of operating rod on storage drum



Grease gun, Optimol*

Article no.	Description
04.024.061	Grease gun for manual lubrication
00.580.7405	New grease gun with two Berutox cartridges for UV machines



Oil bottle*

Article no.	Description
00.580.5978	Contents 0.5 l, used in open lubricating bores and at open lubricating points



Glue, Flexa**

Article no.	Description/size
00.580.1518	Contents 10 g, for feed board and suction tapes

The applications indicated do not apply to all press models. Please consult the maintenance manual for your press to establish the relevant scope of application.

* In principle, you should only use lubricants from a single manufacturer. If you would like to switch lubricants, please first clarify the compatibility and miscibility of the various lubricants with the relevant manufacturers.

** Suction tapes suitable for this adhesive can be found on page 33.



CtP Devices

These service parts can be found here:

Our catalog lists popular service parts together with their article number and the machines in which they are used. These are clearly categorized into mechanical parts, electrical/electronic parts and lubricants and adhesives. Unfortunately, due to the large number of items in stock, we were unable to include all our service parts in this catalog. If you can't find the part you are looking for, please give us a call. We'll be happy to find it for you.

Easy to find.

Our index on page 61 lists all the service parts included in the catalog, together with the relevant page number.

Looking for other service parts?

Check out one of the other Heidelberg part catalogs:

- Original Heidelberg Service Parts for Die Cutters and Folder Gluers
- Original Heidelberg Service Parts for Folders, Saddlestitchers, Adhesive Binders and Thread-sealing Machines
- Stahlfolder™ Performance Blades


Looking for an article number?

Simply check the parts catalog of the press control system or the relevant manual. For newer presses, information is also available in the "Machine Components Scout", our electronic parts catalog.

How much does my service part cost?

Your Heidelberg Systemservice team will be happy to provide you with information on prices. Go to the back of the catalog.

Who installs the service parts?

We have marked a number of service parts with the  symbol. We recommend always having these parts replaced by a Heidelberg Systemservice engineer.

Any questions? Just give us a call.

If you are finding it difficult to track down an article, having problems installing a service part or are looking for assistance, we'll be happy to help. Useful telephone numbers can be found at the back of our catalog or online at www.heidelberg.com/systemservice.

Presses

Mechanical Parts

Electrical and
Electronic Parts

Lubricants and Adhesives

CtP Devices





Prepress

Reliability and minimal maintenance • There is currently more printing going on than ever before, but often with shorter runs and tight deadlines. This means that your CtP system needs to produce a large number of different printing plates of all format classes in a short period of time – and do so rapidly, reliably and in the highest quality. We also place the same high demands on our Original Heidelberg

Service Parts. These are manufactured from selected materials and tailor-made for Heidelberg products, then tested for a long service life in special load and fatigue tests. This ensures you get the best out of your prepress system, minimizes service and operating costs and improves your company's economic efficiency.



Filter

Article no.	MV.053.172
Maschinentyp	Suprasetter
Description	1 pc, suction (add-on)



Filter

Article no.	PL.531.0002
Maschinentyp	Suprasetter
Description	1 pc, air purge



Filter

Article no.	PL.500.0007
Maschinentyp	Suprasetter
Description	1 pc, suction



Filter

Article no.	PP.061.14180
Press model	Topsetter 74
Description	1 pc, air purge



Filter 0.1 μ

Article no.	PP.047.72660
Press model	Prosetter
Description	1 replacement filter for compressed air system



Filter 25 μ

Article no.	PP.047.72652
Press model	Prosetter
Description	1 replacement filter for compressed air system



Air filter element

Article no.	PP.057.05142
Press model	Topsetter 102
Description	1 pc, suction



Filter cartridge

Article no.	PL.550.2001
Press model	Suprasetter
Description	1 pc, ventilation



Filtering mat

Article no.	PL.517.0501
Press model	Suprasetter
Description	1 pc, ventilation



Air filter

Article no.	PP.057.06521
Press model	Topsetter 102
Description	1 pc



Filter element

Article no.	PP.061.14520
Press model	Topsetter 74
Description	1 pc, air purge



Sucker (low)

Article no.	PP.061.13117
Press model	Topsetter 74 SCL
Description	1 pc, plate sucker, 21 mm



Sucker

Article no.	PP.058.63872
Press model	Topsetter 74 SCL
Description	1 pc, paper sucker, 11 mm



Sucker

Article no.	PP.060.47858
Press model	Topsetter 102 SCL
Description	1 pc, paper sucker



Sucker (low)

Article no.	PP.060.53122
Press model	Topsetter 102 SCL
Description	1 pc, plate sucker, low



Sucker (high)

Article no.	PP.060.60846
Press model	Topsetter 102 SCL
Description	1 pc, plate sucker, high



Sucker

Article no.	PQ.597.8106
Press model	Single Cassette Loader
Description	1 pc, suction bar version 1



Special sucker

Article no.	00.580.7133
Press model	Single Cassette Loader
Description	1 pc, suction bar version 2

3. CtP Devices/Mechanical Parts



Trailing edge clamp

Article no.	PP.059.85676
Press model	Topsetter 74
Description/size	3 pcs, clamps



Trailing edge clamp

Article no.	PP.060.15603
Press model	Topsetter 102
Description/size	4 pcs, clamps



Guide block

Article no.	PL.030.4200
Press model	Suprasetter
Description/size	1 pc, clamps



Stop pin

Article no.	MV.054.632
Press model	Suprasetter
Description/size	1 pc, alignment



Compressor service set

Article no.	PR.000.0010
Press model	Prosetter
Description/size	1 set, no. 650841



Liquid 8 cleaning solution

Article no.	PP.057.46310
Description/size	1 pc, for cleaning rollers only

Did you know ...

... that regular maintenance checks from Heidelberg Systemservice can help increase the productivity of your machinery by 23 percent? That was the finding of a survey Heidelberg conducted among customers and prospective purchasers. It also revealed that 90 percent of those surveyed felt there was a positive link between the productivity of machinery and its maintenance status – production stabilizes and downtimes become less frequent.


 We recommend always having these parts replaced by a Heidelberg Systemservice engineer.

3. CtP Devices/Electrical and Electronic Parts



Vacuum pump [🔗](#)

Article no.	Press model	Description
PP.061.13648	Topsetter 74, 102	1 pc, suction



Vacuum pump replacing kit [🔗](#)

Article no.	Press model	Description
PP.061.13621	Topsetter 74, 102	1 pc, suction



Laser diode assembly, 32-channel [🔗](#)

Article no.	Press model	Description
PP.060.10008	Topsetter 74, 102	1 laser diode



Laser diode assembly, 64-channel [🔗](#)

Article no.	Press model	Description
PP.059.04668	Topsetter 102 PF	1 laser diode



Compressor [🔗](#)

Article no.	Press model	Description
PR.583.6468	Prosetter	1 pc, compressed air system

[🔗](#) We recommend always having these parts replaced by a Heidelberg Systemservice engineer.

Index

CIP Devices	Lubricants and Adhesives	Electrical and Electronic Parts	Mechanical Parts	Presses
-------------	--------------------------	---------------------------------	------------------	---------

4. Index

<table border="0"> <thead> <tr> <th style="background-color: #cccccc;">A</th> <th style="background-color: #cccccc;">Page</th> </tr> </thead> <tbody> <tr><td>Accessories</td><td>27</td></tr> <tr><td>Air filter element</td><td>57</td></tr> <tr><td>Air filters</td><td>39, 58</td></tr> <tr><td>Antiseize agent</td><td>53</td></tr> <tr><td>Axial bearing disc</td><td>11</td></tr> </tbody> </table>	A	Page	Accessories	27	Air filter element	57	Air filters	39, 58	Antiseize agent	53	Axial bearing disc	11	<table border="0"> <thead> <tr> <th style="background-color: #cccccc;">E</th> <th style="background-color: #cccccc;">Page</th> </tr> </thead> <tbody> <tr><td>Exhaust air</td><td></td></tr> <tr><td>filtering mat</td><td>38</td></tr> </tbody> </table>	E	Page	Exhaust air		filtering mat	38	<table border="0"> <thead> <tr> <th style="background-color: #cccccc;">S</th> <th style="background-color: #cccccc;">Page</th> </tr> </thead> <tbody> <tr><td>Sensors</td><td>44, 45</td></tr> <tr><td>Separator</td><td>30</td></tr> <tr><td>Separator fingers</td><td>31</td></tr> <tr><td>Service set</td><td></td></tr> <tr><td> compressor</td><td>59</td></tr> <tr><td> Set of gaskets</td><td>20</td></tr> <tr><td> Set of roller chains</td><td>16</td></tr> <tr><td> Sets of foils</td><td>30</td></tr> <tr><td> Sheet separating fingers</td><td></td></tr> <tr><td> for cardboard</td><td>31</td></tr> <tr><td> Sheet smoothers</td><td>31</td></tr> <tr><td> Shim ring</td><td>20</td></tr> <tr><td> Slip ring brushes</td><td>43</td></tr> <tr><td> Slitting discs</td><td>32</td></tr> <tr><td> Special sucker</td><td>58</td></tr> <tr><td> Spiral hose</td><td>27</td></tr> <tr><td> Steel brush</td><td>14</td></tr> <tr><td> Steel gripper</td><td>22</td></tr> <tr><td> Stop pin</td><td>59</td></tr> <tr><td> Sucker disc</td><td>36, 37</td></tr> <tr><td> Suckers</td><td>36, 37, 58</td></tr> <tr><td> Suction filters</td><td>38</td></tr> <tr><td> Suction tapes</td><td>33, 34, 35</td></tr> <tr><td> Switches</td><td>44, 45</td></tr> </tbody> </table>	S	Page	Sensors	44, 45	Separator	30	Separator fingers	31	Service set		compressor	59	Set of gaskets	20	Set of roller chains	16	Sets of foils	30	Sheet separating fingers		for cardboard	31	Sheet smoothers	31	Shim ring	20	Slip ring brushes	43	Slitting discs	32	Special sucker	58	Spiral hose	27	Steel brush	14	Steel gripper	22	Stop pin	59	Sucker disc	36, 37	Suckers	36, 37, 58	Suction filters	38	Suction tapes	33, 34, 35	Switches	44, 45										
A	Page																																																																															
Accessories	27																																																																															
Air filter element	57																																																																															
Air filters	39, 58																																																																															
Antiseize agent	53																																																																															
Axial bearing disc	11																																																																															
E	Page																																																																															
Exhaust air																																																																																
filtering mat	38																																																																															
S	Page																																																																															
Sensors	44, 45																																																																															
Separator	30																																																																															
Separator fingers	31																																																																															
Service set																																																																																
compressor	59																																																																															
Set of gaskets	20																																																																															
Set of roller chains	16																																																																															
Sets of foils	30																																																																															
Sheet separating fingers																																																																																
for cardboard	31																																																																															
Sheet smoothers	31																																																																															
Shim ring	20																																																																															
Slip ring brushes	43																																																																															
Slitting discs	32																																																																															
Special sucker	58																																																																															
Spiral hose	27																																																																															
Steel brush	14																																																																															
Steel gripper	22																																																																															
Stop pin	59																																																																															
Sucker disc	36, 37																																																																															
Suckers	36, 37, 58																																																																															
Suction filters	38																																																																															
Suction tapes	33, 34, 35																																																																															
Switches	44, 45																																																																															
<table border="0"> <thead> <tr> <th style="background-color: #cccccc;">B</th> <th style="background-color: #cccccc;">Page</th> </tr> </thead> <tbody> <tr><td>Backing plate</td><td>22</td></tr> <tr><td>Bearings</td><td>11</td></tr> <tr><td>Belts</td><td>12</td></tr> <tr><td>Brushes</td><td>14</td></tr> <tr><td>Buttons</td><td>44, 45</td></tr> </tbody> </table>	B	Page	Backing plate	22	Bearings	11	Belts	12	Brushes	14	Buttons	44, 45	<table border="0"> <thead> <tr> <th style="background-color: #cccccc;">F</th> <th style="background-color: #cccccc;">Page</th> </tr> </thead> <tbody> <tr><td>Feed board tapes</td><td>33</td></tr> <tr><td>Filter cartridge</td><td>38, 57</td></tr> <tr><td>Filter element</td><td>39, 58</td></tr> <tr><td>Filtering bag</td><td>38</td></tr> <tr><td>Filtering mat</td><td>38, 57</td></tr> <tr><td>Filters</td><td>38, 39, 57</td></tr> <tr><td>Flanged bearing</td><td>11</td></tr> <tr><td>Flat belt</td><td>12</td></tr> <tr><td>Fluorescent lamps</td><td>44</td></tr> <tr><td>Fuse cartridge</td><td>46</td></tr> <tr><td>Fuses</td><td>46</td></tr> </tbody> </table>	F	Page	Feed board tapes	33	Filter cartridge	38, 57	Filter element	39, 58	Filtering bag	38	Filtering mat	38, 57	Filters	38, 39, 57	Flanged bearing	11	Flat belt	12	Fluorescent lamps	44	Fuse cartridge	46	Fuses	46	<table border="0"> <thead> <tr> <th style="background-color: #cccccc;">L</th> <th style="background-color: #cccccc;">Page</th> </tr> </thead> <tbody> <tr><td>Lamella</td><td>48</td></tr> <tr><td>Lamps</td><td>44</td></tr> <tr><td>Laser diode assembly</td><td>60</td></tr> <tr><td>Level detector</td><td>45</td></tr> <tr><td>Limit switch</td><td>45</td></tr> <tr><td>Liquid 8</td><td>59</td></tr> <tr><td>Lubricants</td><td>53</td></tr> <tr><td>Lubrication cartridge</td><td>53</td></tr> </tbody> </table>	L	Page	Lamella	48	Lamps	44	Laser diode assembly	60	Level detector	45	Limit switch	45	Liquid 8	59	Lubricants	53	Lubrication cartridge	53																								
B	Page																																																																															
Backing plate	22																																																																															
Bearings	11																																																																															
Belts	12																																																																															
Brushes	14																																																																															
Buttons	44, 45																																																																															
F	Page																																																																															
Feed board tapes	33																																																																															
Filter cartridge	38, 57																																																																															
Filter element	39, 58																																																																															
Filtering bag	38																																																																															
Filtering mat	38, 57																																																																															
Filters	38, 39, 57																																																																															
Flanged bearing	11																																																																															
Flat belt	12																																																																															
Fluorescent lamps	44																																																																															
Fuse cartridge	46																																																																															
Fuses	46																																																																															
L	Page																																																																															
Lamella	48																																																																															
Lamps	44																																																																															
Laser diode assembly	60																																																																															
Level detector	45																																																																															
Limit switch	45																																																																															
Liquid 8	59																																																																															
Lubricants	53																																																																															
Lubrication cartridge	53																																																																															
<table border="0"> <thead> <tr> <th style="background-color: #cccccc;">C</th> <th style="background-color: #cccccc;">Page</th> </tr> </thead> <tbody> <tr><td>Cam followers</td><td>15</td></tr> <tr><td>Carbon brushes</td><td>43</td></tr> <tr><td>Cartridge fuse link</td><td>46</td></tr> <tr><td>Chains</td><td>16</td></tr> <tr><td>Circlip</td><td>20</td></tr> <tr><td>Circular brushes</td><td>14</td></tr> <tr><td>Clamping bars</td><td>16</td></tr> <tr><td>Clamps</td><td>16</td></tr> <tr><td>Clamps (trailing edge)</td><td>59</td></tr> <tr><td>Cleaning solution</td><td>59</td></tr> <tr><td>Commutator carbons</td><td>43</td></tr> <tr><td>Compressed-air hose</td><td>27</td></tr> <tr><td>Compressor</td><td>60</td></tr> <tr><td>Compressor</td><td></td></tr> <tr><td> service-set</td><td>59</td></tr> <tr><td>Creasing wheel</td><td>32</td></tr> <tr><td>Cylinder jacket for</td><td></td></tr> <tr><td> perforating device</td><td>17</td></tr> <tr><td>Cylinder jackets</td><td>17, 18</td></tr> </tbody> </table>	C	Page	Cam followers	15	Carbon brushes	43	Cartridge fuse link	46	Chains	16	Circlip	20	Circular brushes	14	Clamping bars	16	Clamps	16	Clamps (trailing edge)	59	Cleaning solution	59	Commutator carbons	43	Compressed-air hose	27	Compressor	60	Compressor		service-set	59	Creasing wheel	32	Cylinder jacket for		perforating device	17	Cylinder jackets	17, 18	<table border="0"> <thead> <tr> <th style="background-color: #cccccc;">G</th> <th style="background-color: #cccccc;">Page</th> </tr> </thead> <tbody> <tr><td>Gaskets</td><td>19, 20</td></tr> <tr><td>Glass bead foil</td><td>18</td></tr> <tr><td>Glue, Flexa</td><td>53</td></tr> <tr><td>Grease</td><td>53</td></tr> <tr><td>Grease gun, Optimol</td><td>53</td></tr> <tr><td>Gripper bars</td><td>23</td></tr> <tr><td>Gripper pad rails</td><td>23</td></tr> <tr><td>Gripper pads</td><td>24, 25</td></tr> <tr><td>Gripper plate</td><td>24</td></tr> <tr><td>Grippers</td><td>21, 22</td></tr> <tr><td>Grooved ball bearings</td><td>11</td></tr> <tr><td>Guard hood for</td><td></td></tr> <tr><td> microswitch</td><td>44</td></tr> <tr><td>Guide block</td><td>59</td></tr> <tr><td>Guide ring lamella</td><td>48</td></tr> </tbody> </table>	G	Page	Gaskets	19, 20	Glass bead foil	18	Glue, Flexa	53	Grease	53	Grease gun, Optimol	53	Gripper bars	23	Gripper pad rails	23	Gripper pads	24, 25	Gripper plate	24	Grippers	21, 22	Grooved ball bearings	11	Guard hood for		microswitch	44	Guide block	59	Guide ring lamella	48	<table border="0"> <thead> <tr> <th style="background-color: #cccccc;">M</th> <th style="background-color: #cccccc;">Page</th> </tr> </thead> <tbody> <tr><td>Microswitches</td><td>44</td></tr> <tr><td>Molded rubber suckers</td><td>37</td></tr> </tbody> </table>	M	Page	Microswitches	44	Molded rubber suckers	37
C	Page																																																																															
Cam followers	15																																																																															
Carbon brushes	43																																																																															
Cartridge fuse link	46																																																																															
Chains	16																																																																															
Circlip	20																																																																															
Circular brushes	14																																																																															
Clamping bars	16																																																																															
Clamps	16																																																																															
Clamps (trailing edge)	59																																																																															
Cleaning solution	59																																																																															
Commutator carbons	43																																																																															
Compressed-air hose	27																																																																															
Compressor	60																																																																															
Compressor																																																																																
service-set	59																																																																															
Creasing wheel	32																																																																															
Cylinder jacket for																																																																																
perforating device	17																																																																															
Cylinder jackets	17, 18																																																																															
G	Page																																																																															
Gaskets	19, 20																																																																															
Glass bead foil	18																																																																															
Glue, Flexa	53																																																																															
Grease	53																																																																															
Grease gun, Optimol	53																																																																															
Gripper bars	23																																																																															
Gripper pad rails	23																																																																															
Gripper pads	24, 25																																																																															
Gripper plate	24																																																																															
Grippers	21, 22																																																																															
Grooved ball bearings	11																																																																															
Guard hood for																																																																																
microswitch	44																																																																															
Guide block	59																																																																															
Guide ring lamella	48																																																																															
M	Page																																																																															
Microswitches	44																																																																															
Molded rubber suckers	37																																																																															
<table border="0"> <thead> <tr> <th style="background-color: #cccccc;">D</th> <th style="background-color: #cccccc;">Page</th> </tr> </thead> <tbody> <tr><td>Dampening roller</td><td></td></tr> <tr><td> bearings</td><td>11</td></tr> <tr><td>Delivery chain</td><td>16</td></tr> <tr><td>Diaphragm</td><td>45</td></tr> <tr><td>Die-cutting plate</td><td>18</td></tr> <tr><td>Doctor blades</td><td>13</td></tr> <tr><td>Drive diaphragm</td><td>43</td></tr> </tbody> </table>	D	Page	Dampening roller		bearings	11	Delivery chain	16	Diaphragm	45	Die-cutting plate	18	Doctor blades	13	Drive diaphragm	43	<table border="0"> <thead> <tr> <th style="background-color: #cccccc;">H</th> <th style="background-color: #cccccc;">Page</th> </tr> </thead> <tbody> <tr><td>Hickey removers</td><td>26</td></tr> <tr><td>Hose couplings</td><td>27</td></tr> <tr><td>Hoses</td><td>27</td></tr> </tbody> </table>	H	Page	Hickey removers	26	Hose couplings	27	Hoses	27	<table border="0"> <thead> <tr> <th style="background-color: #cccccc;">N</th> <th style="background-color: #cccccc;">Page</th> </tr> </thead> <tbody> <tr><td>Needle bushing</td><td>11</td></tr> </tbody> </table>	N	Page	Needle bushing	11																																																		
D	Page																																																																															
Dampening roller																																																																																
bearings	11																																																																															
Delivery chain	16																																																																															
Diaphragm	45																																																																															
Die-cutting plate	18																																																																															
Doctor blades	13																																																																															
Drive diaphragm	43																																																																															
H	Page																																																																															
Hickey removers	26																																																																															
Hose couplings	27																																																																															
Hoses	27																																																																															
N	Page																																																																															
Needle bushing	11																																																																															
<table border="0"> <thead> <tr> <th style="background-color: #cccccc;">O</th> <th style="background-color: #cccccc;">Page</th> </tr> </thead> <tbody> <tr><td>O-rings</td><td>19, 20</td></tr> <tr><td>Oil bottle</td><td>53</td></tr> </tbody> </table>	O	Page	O-rings	19, 20	Oil bottle	53	<table border="0"> <thead> <tr> <th style="background-color: #cccccc;">P</th> <th style="background-color: #cccccc;">Page</th> </tr> </thead> <tbody> <tr><td>Palm button</td><td>45</td></tr> <tr><td>PerfectJacke</td><td>18</td></tr> <tr><td>Perforating discs</td><td>32</td></tr> <tr><td>Protective films</td><td>30</td></tr> </tbody> </table>	P	Page	Palm button	45	PerfectJacke	18	Perforating discs	32	Protective films	30	<table border="0"> <thead> <tr> <th style="background-color: #cccccc;">T</th> <th style="background-color: #cccccc;">Page</th> </tr> </thead> <tbody> <tr><td>Tissue paper suckers</td><td>36</td></tr> <tr><td>Toothed belts</td><td>12</td></tr> <tr><td>TransferJacket Plus</td><td>18</td></tr> <tr><td>Twin sucker</td><td>37</td></tr> </tbody> </table>	T	Page	Tissue paper suckers	36	Toothed belts	12	TransferJacket Plus	18	Twin sucker	37																																																				
O	Page																																																																															
O-rings	19, 20																																																																															
Oil bottle	53																																																																															
P	Page																																																																															
Palm button	45																																																																															
PerfectJacke	18																																																																															
Perforating discs	32																																																																															
Protective films	30																																																																															
T	Page																																																																															
Tissue paper suckers	36																																																																															
Toothed belts	12																																																																															
TransferJacket Plus	18																																																																															
Twin sucker	37																																																																															
<table border="0"> <thead> <tr> <th style="background-color: #cccccc;">R</th> <th style="background-color: #cccccc;">Page</th> </tr> </thead> <tbody> <tr><td>Radiator</td><td>49</td></tr> <tr><td>Rotor vanes</td><td>48</td></tr> <tr><td>Rubber sucker disc</td><td>37</td></tr> <tr><td>Rubber washup</td><td></td></tr> <tr><td> blades</td><td>13</td></tr> </tbody> </table>	R	Page	Radiator	49	Rotor vanes	48	Rubber sucker disc	37	Rubber washup		blades	13	<table border="0"> <thead> <tr> <th style="background-color: #cccccc;">I</th> <th style="background-color: #cccccc;">Page</th> </tr> </thead> <tbody> <tr><td>Illuminated pushbutton</td><td>45</td></tr> <tr><td>Infrared radiators</td><td>49</td></tr> </tbody> </table>	I	Page	Illuminated pushbutton	45	Infrared radiators	49	<table border="0"> <thead> <tr> <th style="background-color: #cccccc;">V</th> <th style="background-color: #cccccc;">Page</th> </tr> </thead> <tbody> <tr><td>V-belts</td><td>12</td></tr> <tr><td>V-ribbed belts</td><td>12</td></tr> <tr><td>Vacuum pump</td><td>60</td></tr> <tr><td>Vacuum pump</td><td></td></tr> <tr><td> replacing kit</td><td>60</td></tr> </tbody> </table>	V	Page	V-belts	12	V-ribbed belts	12	Vacuum pump	60	Vacuum pump		replacing kit	60																																																
R	Page																																																																															
Radiator	49																																																																															
Rotor vanes	48																																																																															
Rubber sucker disc	37																																																																															
Rubber washup																																																																																
blades	13																																																																															
I	Page																																																																															
Illuminated pushbutton	45																																																																															
Infrared radiators	49																																																																															
V	Page																																																																															
V-belts	12																																																																															
V-ribbed belts	12																																																																															
Vacuum pump	60																																																																															
Vacuum pump																																																																																
replacing kit	60																																																																															
<table border="0"> <thead> <tr> <th style="background-color: #cccccc;">W</th> <th style="background-color: #cccccc;">Page</th> </tr> </thead> <tbody> <tr><td>Wet air filters</td><td>39</td></tr> <tr><td>Wide V-belts</td><td>12</td></tr> </tbody> </table>	W	Page	Wet air filters	39	Wide V-belts	12																																																																										
W	Page																																																																															
Wet air filters	39																																																																															
Wide V-belts	12																																																																															