



THE

ultimate

CRICUT GUIDE

for BEGINNERS



MAKERS
GONNA
LEARN

THE ULTIMATE CRICUT GUIDE FOR BEGINNERS

Who doesn't love crafting? I have always been pretty creative and hands-on, but years ago I was searching for something that could challenge me and take my crafting to the next level. That's when I discovered the [Cricut](#). With so many machines, accessories, and materials I knew I had found my new favorite thing. As far as die cutting machines go, the [Cricut](#) is definitely my all time favorite. I have worked with some other brands in the past, but to be honest they just can't compare. If you've recently bought a [Cricut](#) and want to know more about it and what all it can do, you'll love this eBook. This is The Ultimate Cricut Guide For Beginners. Also, check out our post that lists [10 Reasons To Buy a Cricut Maker](#). We want to show you all some [Cricut](#) basics that everyone needs to know. From [how to Print and Cut](#), to what [mats](#) you should use when crafting, you need all of this great Cricut for beginners information.

[How To Iron-On With Your Cricut](#)

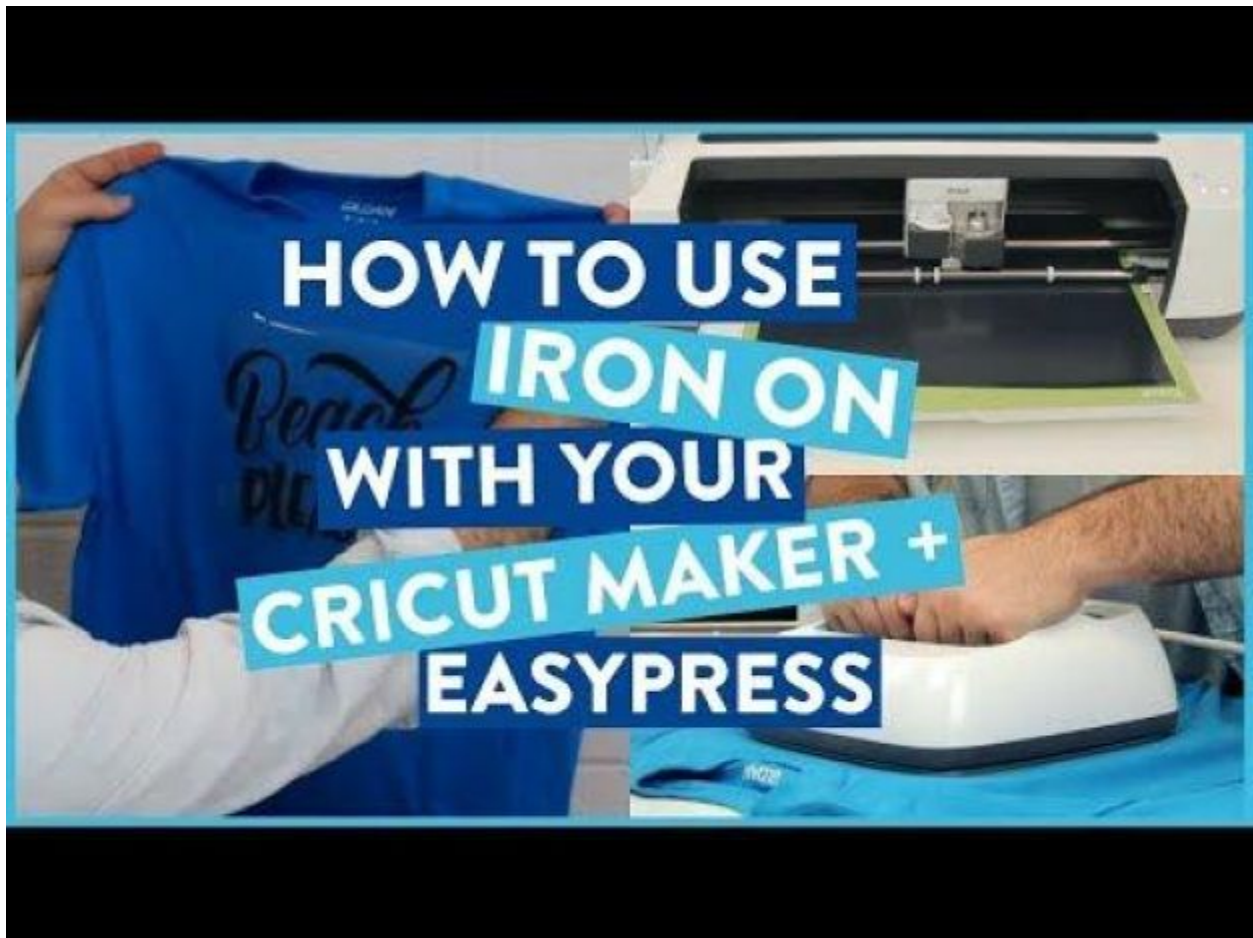


This was one thing I was super excited about doing with my [Cricut](#). I loved the thought of using my machine to make all sorts of personalized clothes and accessories. Now that I've had my [Cricut](#) for a while I know that you can [Iron-On](#) so much more than just clothing. You can even

[Iron-On](#) wood, and we have a post all about how to do that! Check out exactly [How To Iron-On Wood](#)

It's not as hard as you might think, and I actually think it's pretty fun! One of the handiest products [Cricut](#) has come out with recently is definitely the [EasyPress](#). If you have a [Cricut](#) and you love to [Iron-On](#), check out this post all about [fun EasyPress Hacks](#) you need to know! If you're looking to buy any Cricut Product or accessory, be sure you buy it off of [The Cricut Website!](#) Their selection is huge and their prices are great.

View Below | [View on YouTube](#)



[How To Print and Cut On The Cricut](#)



[Print and Cut](#) on the [Cricut](#) is so useful! I have found so many wonderful uses for it, and now I feel like every beginner Cricuter needs to know how to use this great feature. One tip I will give is to definitely only use Ink Jet printers! I don't think laser printers work very well with this process, but we've always used our Canon Ink Jet printer and it works like a dream. Check out the video below to learn [how to print and cut](#). We also have a post all about [How To Use Cricut Printable Vinyl](#)

and it's so much fun! It's a real game changer when you want to print and cut something and want it to stick to your favorite surfaces. Check it out on their website [here](#).

View Below | [View on Youtube](#)



[How To Clean and Restick Your Cricut Cutting Mats](#)



Everyone knows [Cricut Mats](#) get pretty nasty. We found a way to clean them so you don't have to buy new [mats](#) so often. We use a cleaner from the dollar store to make your [mats](#) look brand new! Check out the video below to see [how to clean your Cricut mats](#), or you can go read the written tutorial [here](#)! Also, if you've ever been confused about which color [mat](#) to use on a project, this post all about your [Cricut Cutting Mats](#) and how to use them will be a life saver!

View Below | [View on YouTube](#)

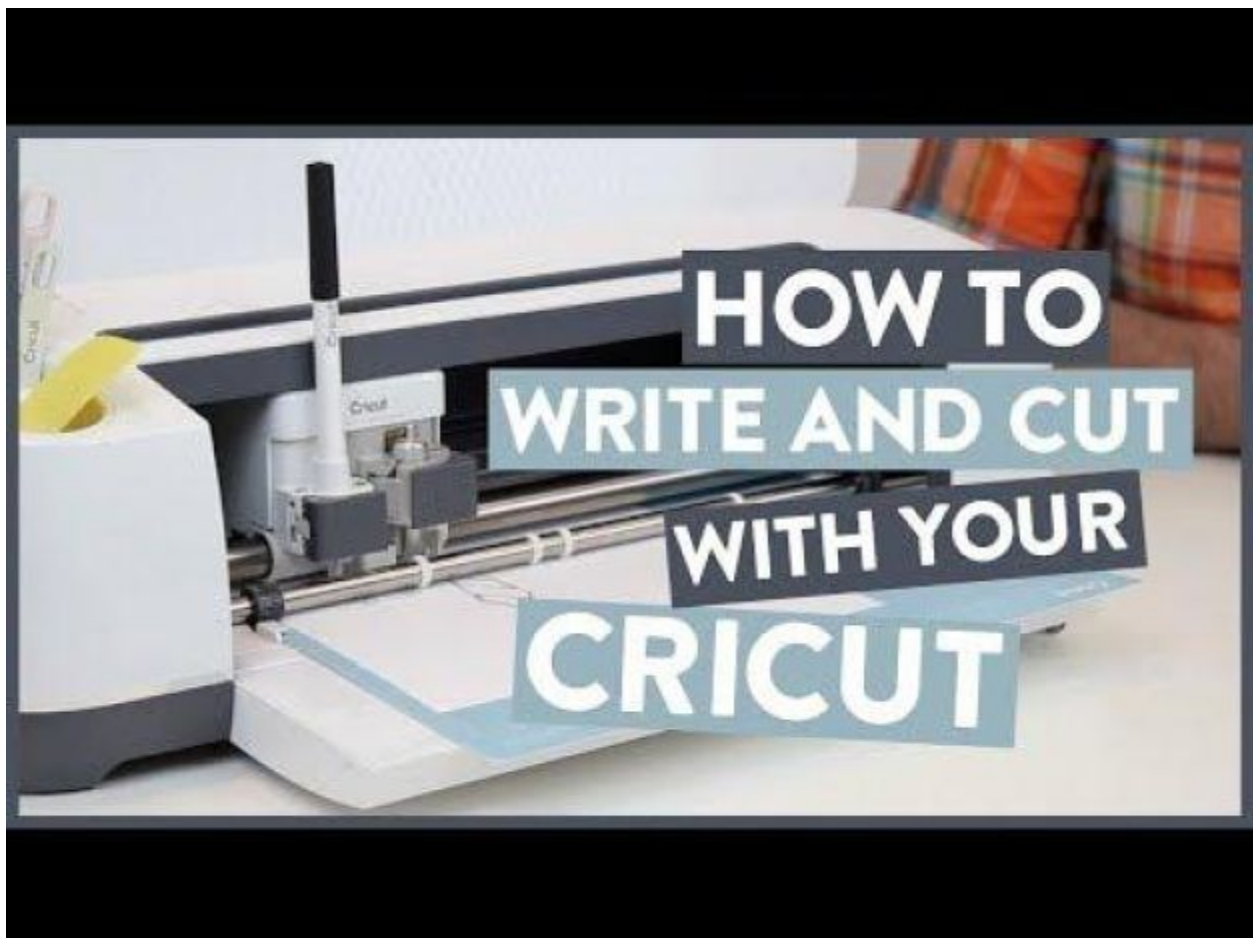


[Write and Cut With Your Cricut](#)

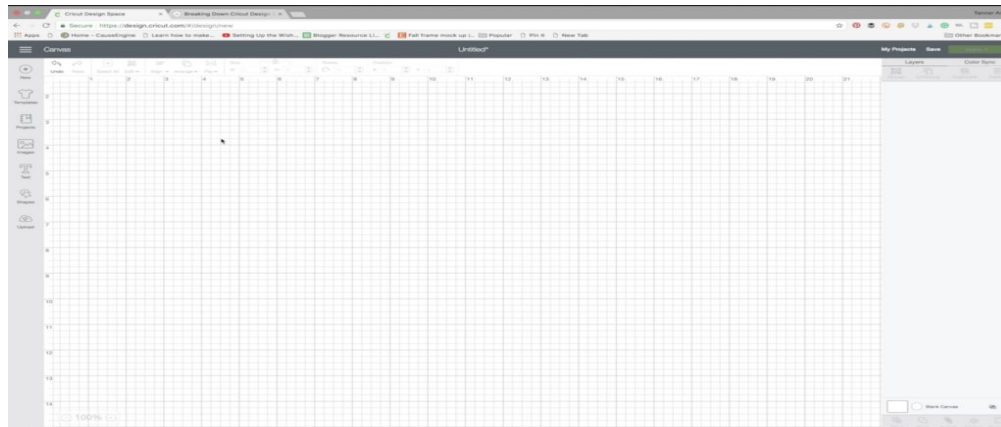


Writing with your [Cricut](#) is so easy and fun. It's a great way to give a project professional presentation with a personal and homemade feel. This tutorial is ideal for making your own cards. Check out all of the [pens](#) that [Cricut](#) has [here](#). Once you learn [how to write and cut](#), you will be creating and exploring all your [Cricut](#) can do in no time. The video below will show you how to do it, it's so easy and fun to [write and cut](#). The [Cricut](#) can do so much. [Check out these 10 Cricut Hacks You Probably Didn't Know](#), I bet they'll blow your mind!

View Below | [View on YouTube](#)

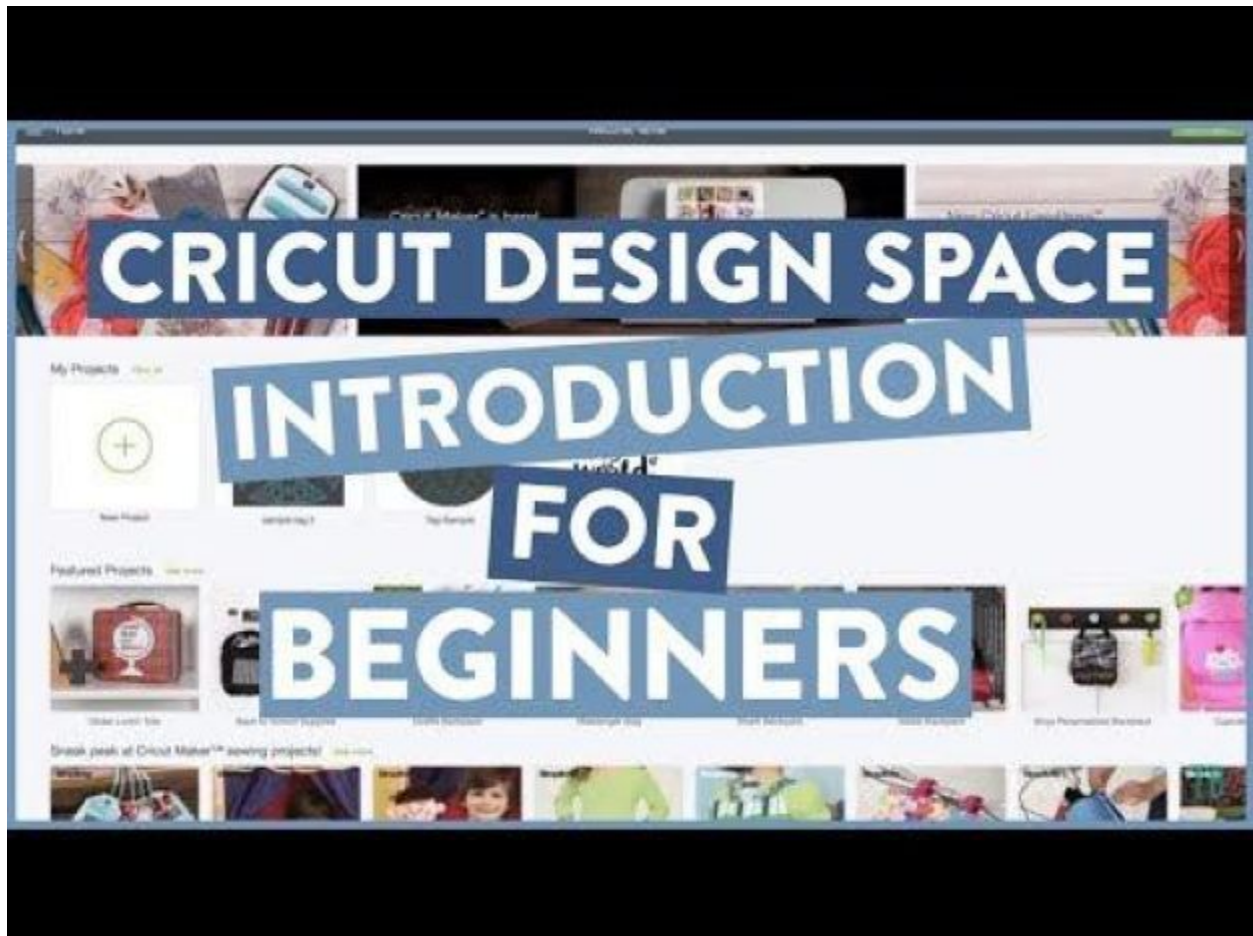


[Cricut Design Space For Beginners](#)



I know [Cricut Design Space](#) can be intimidating. It definitely was for me, but truthfully, you can't get the most out of your machine until you've mastered [Design Space](#). It's not that hard and once you learn and practice you'll see everything you're able to do. You will need to use [Design Space](#) for every project you make whether it's a thank you card for your neighbor or a dozen jerseys for your niece's soccer team. Learn it, live it, love it. Below is a video that breaks down the basics of [design space](#) and helps you understand how you can use it to your advantage. If you're interested in learning [How To Download and Use SVG in Cricut Design Space](#), that is a super useful post as well. We also have a fun one all about [How To Knockout Text in Cricut Design Space](#) to make some really cool projects.

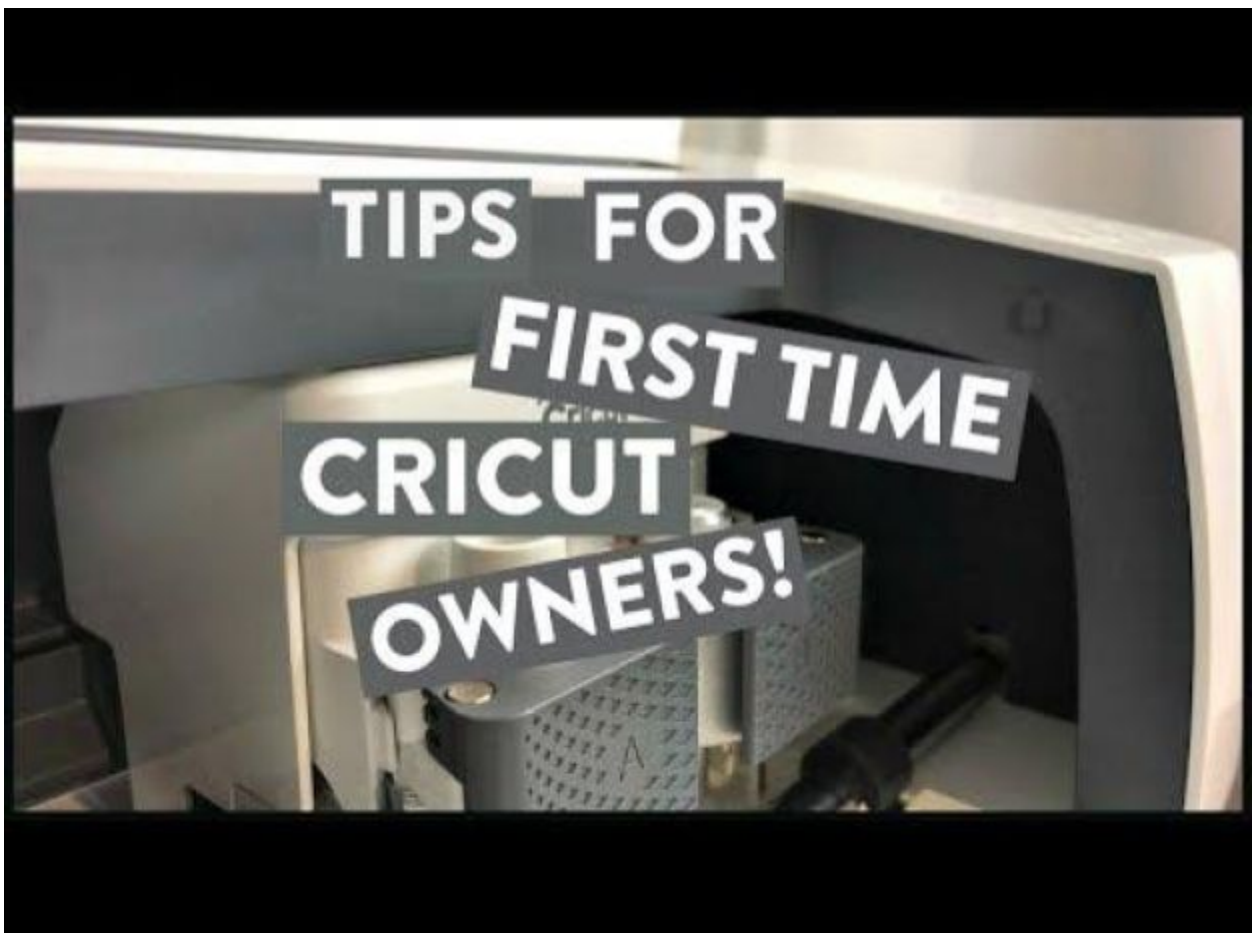
View Below | [View on YouTube](#)



Best Projects, Techniques, and Tips For Beginners

Just starting out can be overwhelming. It's good to set a goal to learn one new technique a week. Practice makes perfect, and I hope you've enjoyed learning all of these must-know [Cricut](#) techniques. If you're looking for a great membership website that was built for die cutting lovers like you, you **HAVE** to go check out [Makers Gonna Learn](#). The site has over 400 files for every occasion that are perfect to use when making any and all projects! New files come out every month and they're ideal for beginners because they're so easy to use! Be sure to check it out, and below I'm going to list off some more super useful posts we have that can help you master your [Cricut](#) and make some seriously awesome projects!

View Below | [View on YouTube](#)



MORE CRICUT PROJECTS!

[How To Use Cricut Patterned Iron-On](#)

[Comprehensive Cricut Maker Review](#)

[39 Projects To Make With Your Cricut](#)

[Why You Will Love Your Cricut Maker](#)

[Cricut Projects For Beginners](#)

[How To Apply Vinyl To Tumblrs](#)

[33 Cricut Gift Ideas](#)

[How To Make Monograms With Your Cricut](#)

[How To Use Sportflex Iron-On](#)

[22 Beginner Cricut Explore Craft Ideas](#)

[Cricut Maker Beginner Sewing Project](#)

[10 Reasons To Buy a Cricut Maker](#)

[Why The Cricut Maker Is Ideal For Sewing](#)

[How To Make 3D Projects With Your Cricut](#)

[16 Ultimate Paper Craft Projects With Your Cricut](#)

I hope you have enjoyed learning all of these great [Cricut tips for beginners](#). I love helping people get motivated to craft better. Whether you're new to [Cricut](#) or you can call yourself a pro, everyone needs a little help sometimes. This post is full of [Cricut projects for beginners](#), Cricut how-to's as well as reviews to help you decide if you should invest in your [Cricut](#). After reading this post, you'll be a [Cricut](#) pro in no time. Happy crafting!

GET A SPECIAL 20% OFF!

When you Sign Up for our Membership Today!



BENEFITS:

- Monthly Collection of Digital Cut Files
- Get Instant Access to over 500+ SVGs
- Free Commercial Use Licenses
- Exclusive Member Only Facebook Group
- Two Monthly Members Only Livestream
- 12+ Exclusive Project Tutorials Every Month
- 100% AD Free! No Cluttered Ads!
- Special Pricing for Current and Future Courses
- BONUS: 3 eCourses valued at \$150 for Yearly Members



FOLLOW US!

