




## Talent Edge 2020: Building the recovery together— What talent expects and how leaders are responding

April 2011

# Contents

- 1 Key findings
- 3 Employers may risk losing the hearts and minds of employees
- 6 What is driving talent out the door?
- 7 Slowing down the revolving door and turning it in your direction
- 8 Talkin' 'bout my generation
- 11 Employers need to lift their games to deliver world-class talent programs
- 12 Strong talent programs = better workforces, better workplaces, stronger companies
- 14 Building the recovery together
- 15 Survey demographics
- 17 Contacts

*Talent Edge 2020* is a new longitudinal survey series conducted for Deloitte Consulting LLP by Forbes Insights exploring changing talent priorities in all industries, at large businesses worldwide in the Americas, Asia Pacific, and Europe, the Middle East, and Africa. The *Talent Edge 2020* series follows the *Managing Talent in a Turbulent Economy* series from 2009 and 2010.



### ***Talent Edge 2020: Blueprints for the new normal***

This inaugural report features results from an October 2010 survey that polled 334 senior business leaders and human resource executives at large global businesses. This report explores talent strategies and unfolding employee trends related to retention and the new challenges posed by the recession.

[Read \*Talent Edge 2020: Blueprints for the new normal\*](#)

# Key findings

Many companies are not addressing the critical needs and potential frustrations of their employees—and often do not have a realistic picture of how employees see them, according to a March 2011 survey of employees at companies worldwide conducted for Deloitte Consulting LLP by Forbes Insights. While corporate executives and talent managers may be tempted to believe the talent market has returned to normal and they can go back to “business as usual” now that the economy is growing again, our survey suggests that this strategy could leave companies on the losing side of the competition for talent.

As part of the Deloitte *Talent Edge 2020* series, this report examines employee attitudes to provide insights into the forces that are expected to drive the talent market over the next decade. More specifically, the survey probes divergences between the attitudes and desires of employees and the talent strategies and practices being utilized by employers. The survey also compares current employee views to the views held by employees during the depth of the recession and to the opinions of executives we surveyed in October 2010.

---

**With a stronger economy, more employees with pent-up desires to leave their current employers are now actively testing the job market.**

The March 2011 survey of 356 employees at large global companies (annual sales greater than \$500 million) revealed several important trends Deloitte believes will shape the talent market in the coming decade:

**Employers may risk losing the hearts and minds (not to mention the heads and hands) of employees:**

With a stronger economy, more employees with pent-up desires to leave their current employers are now actively testing the job market. Rising turnover intentions, which built slowly but steadily during the recession, may hit companies at the exact time when many executives predict talent shortages across business units that companies rely on to drive growth and innovation.

- Only 35% of employees surveyed expect to remain with their current employers—a 10 percentage point decrease compared to September 2009 survey. Nearly two out of three employees (65%) surveyed are passively or actively testing the job market.

**What do the 65% of employees looking for the exit sign see that their employers don’t?**

The nearly two out of three employees surveyed who are exploring their career options have strong, negative views about the job employers are doing to create challenging career paths and to open up advancement opportunities.

- Among employees surveyed who are actively or passively seeking out new employers, 53% report the prospect of job advancement or promotion would persuade them to stay with their current companies. Majorities or near majorities of employees “on the market” rate their companies’ efforts at creating career paths, developing leaders, and retaining top performers as “fair” or “poor.”

**Targeting talent strategies by generation and gender helps keep teams intact:**

Both turnover triggers and retention incentives appear to vary significantly across employee generations, with emerging differences by gender. Companies that adapt their talent and retention strategies to meet the unique expectations and motivations of different employee populations will likely be rewarded, while those that do not could find themselves on the losing end of the competition for talent.

- When it comes to ranking the top turnover triggers, surveyed Baby Boomers rated “lack of trust in leadership” at the top of their list at 32%, while both Generation X and Millennial employees placed “lack of career progress” first at 38% and 30% respectively.
- The findings also revealed that surveyed men rate “lack of compensation increases” at the top of their top turnover trigger list at 27% (compared to 14% of women), while women placed “excessive workload” first at 31% (compared to 15% of men).

---

Companies that adapt their talent and retention strategies to meet generational desires will be rewarded, while those that do not could find themselves on the losing end of the competition for talent.

**Companies that lift their games to deliver “world-class” talent programs will likely be rewarded:**

Very few employees define their employers’ overall talent efforts as “world-class” or even “very good”—and the same lack of confidence holds true when it comes to key talent retention strategies. However, based on survey findings, employers that lift their talent efforts will likely be rewarded with employees who are more satisfied with their jobs and career prospects (and who are far more likely to remain with their current employers).

- Only 6% of employees surveyed rate their companies’ overall HR and talent efforts as “world-class,” while more than four in ten (43%) called them “fair” or “poor.” Not surprisingly, employees who describe their companies’ talent programs as “world-class” or “very good” are nearly twice (42% to 23%) as committed to remaining at their jobs than employees who work at companies with “fair” or “poor” talent efforts.



# Employers may risk losing the hearts and minds of employees

Imagine if a company could count on keeping only one-third of its customers next year. The discovery would set off alarm bells inside every C-suite office and trigger emergency meetings, strategy reevaluations, and demands for improvement. Substitute the word “employees” for “customers” and that may be the position that many companies face today.

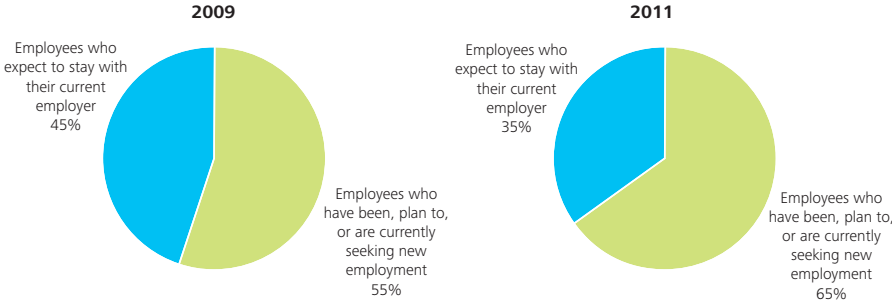
If alarm bells are not going off, maybe they should.

Among employees surveyed in March 2011, only 35% expect to remain with their current employers, compared to 45% who were committed to their employers during the recession in 2009 (Figure 1). In addition, by a margin of more than 2:1 (45% to 20%), employees are more likely to predict an increase rather than a decrease in employee turnover during the next year.

Among employees surveyed in March 2011, only 35% expect to remain with their current employers.

**Digging Deeper:** Survey findings suggest that companies may be at a greater risk with retaining female employees. Women appeared more likely than men to be actively looking for new employment in the next 12 months (55% of women vs. 41% of men). Men, on the other hand, were more likely to be passively looking (24% of men vs. 12% of women).

Figure 1. Are you staying or going?

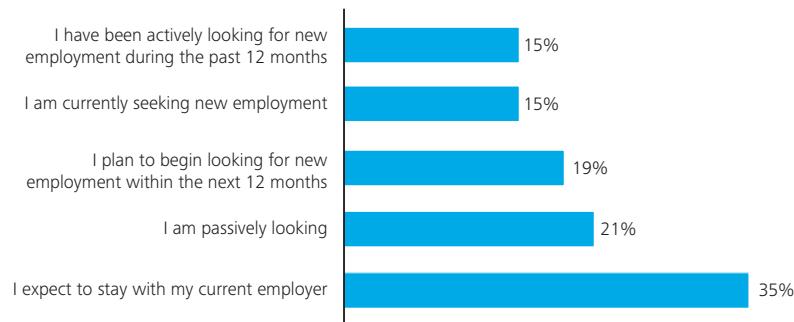


When it comes to retaining talent, many employers risk losing the battle for the hearts and minds (not to mention the heads and hands) of their employees. Nearly half (49%) of employees surveyed have been, plan to, or are currently seeking new employment. Another 21% are exploring new options by posting their resumes online or keeping an open mind about calls from corporate recruiters (Figure 2).

Employees' increasing restlessness coincides with employer concerns about losing critical talent. Employers are right to be worried.

Academic research indicates that 44% of employees are likely to act on their turnover intentions.<sup>1</sup> With 65% of employees looking to leave their current positions, a total of 29% might actually walk out the door ( $0.65 \times 0.44 = 0.29$ ). Moreover, in Deloitte's October 2010 survey of executives, 56% predicted a scarcity of leadership talent, while nearly three in four (72%) expected talent shortages in R&D.

**Figure 2. Are you planning to look for a new employer?\***



\*Survey participants who were actively looking (the first three categories) could choose more than one response.



### Red Flag for Employers: Is the balance of power in the job market shifting from employers to employees?

According to our survey, more than one in five employees (21%) have posted their resumes online or are utilizing social media tools to keep their career options open. While employers spent the recession hunkered down and focused on cutting costs, the job market has been slowly evolving, making it ever easier for employees to grab control of the market from employers.

In addition, social media sites like Facebook, Twitter, and LinkedIn open up a new, highly effective method for job-seekers and employers to connect. According to placement firm Challenger, Gray & Christmas, social networking sites now provide the second-most effective way for job-hunters to find new work, falling only behind traditional networking.<sup>2</sup> Cachinko, a social media recruiting solutions company, claims that social media sites are driving employee empowerment because of their ease, their efficiency, and their exploding reach. Cachinko recently reported that LinkedIn has 85 million members; Twitter has 175 million registered users; and Facebook has over 500 million active users, over half of which check their Facebook accounts each day. From an employer's perspective, social media provides cheap access to a seemingly limitless talent pool. And for employees, exploring new career options and looking for a new job has never been easier, more fun, or more empowering.<sup>3</sup>



**Nearly two thirds (65%) of employees surveyed are looking for the exit sign, or they are at least open to a career move. What do those 65% see that employers don't?**

A close examination of the survey data shows a clear divergence of views between the 35% of employees who remain committed to their employers and the 65% who have at least one foot in the job market. Specifically, employees who are looking to

leave believe key corporate talent programs at their current companies are seriously lacking.

- **Uncertain career paths:** Based on our survey, well over half of employees planning to leave their current employers (57%) believe their companies do a “fair” or even “poor” job of creating career paths and challenging job opportunities, compared to only 23% who rate this key talent metric as “excellent” or “very good”—a vote of no confidence greater than 2:1.

- **Little leadership development:** Our survey indicates that by 50% to 21%, employees who do not expect to stay at their current employers rate their companies’ leadership development programs as “fair/poor” rather than “excellent/very good.”

- **Lack of trust in leadership:** Of survey respondents, only 23% of employees planning to depart believe their companies effectively inspire trust in leadership, compared to the 57% who rank these efforts as “fair/poor.” Surveyed female employees appeared less impressed than men by their companies’ ability to inspire trust and confidence with 35% of women rating this ability as “poor,” compared to 22% of men.

- **Difficulty retaining top performers:** Survey results show that of those employees who expect to depart, 50% believe their companies are doing a “fair/poor” job retaining top performers, compared to just 23% who label retention efforts in this area as “excellent/very good.”

- **Inadequate training programs:** Nearly half of employees surveyed (48%) who plan to leave their current jobs believe their companies are doing a “fair/poor” job managing and delivering effective training programs; just 24% rate training programs as “excellent/very good.”

---

Employees who are looking to leave believe key corporate talent programs at their current companies are seriously lacking.

# What is driving talent out the door?

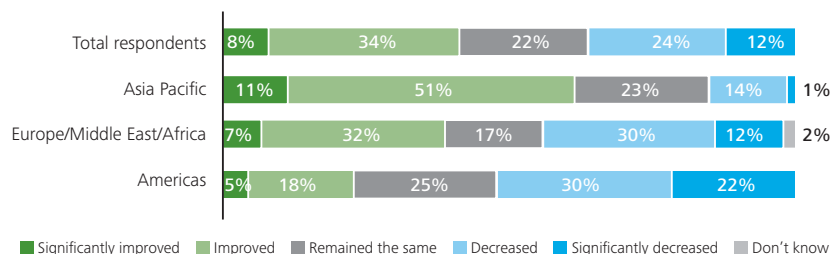
The key drivers of turnover have remained remarkably stable as employees and their companies have transitioned from a recession to recovery. When employees were asked to rank the top factors that would lead them to seek new employment, “lack of career progress” topped the list at 28%. This was followed by “lack of compensation increases,” “lack of job security,” and “lack of trust in leadership,” each at 24%. These factors also ranked as the top departure drivers in Deloitte’s September 2009 *Managing Talent in a Turbulent Economy* employee survey.

While many companies might expect morale to strengthen along with the economy, employees have a more mixed reaction. Of employees surveyed in March, 42% report that morale has indeed increased over the past 12 months, but a strong 36% believe morale has decreased.

Opinions of morale, according to survey respondents, appear to differ between hourly and full-time salaried employees. The majority of hourly employees (59%) believe morale has improved or significantly improved, whereas only 31% of salaried employees hold this view. What’s more, almost half (45%) of salaried employees believe morale has either decreased or significantly decreased, a view held by just over one-fifth (22%) of hourly employees.

**Digging Deeper:** Employers appear to be connecting best with their youngest employees. Nearly three in four Millennials (74%) believe their employers effectively communicate the companies’ strategic direction, compared to less than half of Baby Boomers (47%) and 50% of Generation Xers.

**Figure 3. Examining employee morale from a global perspective**



**Digging Deeper:** Respondents who have been out of work at some point in the past three years are casting a wary eye toward current employers. Just over one-third (34%) of these workers cite a lack of job security as a reason to look for a new job—ten percentage points higher than overall survey respondents. They may also consider their current job to be just the best option available at the moment, not a long-term position—30% would leave current employers for new opportunities, eight points higher than overall responses.

Examining employee morale from a global perspective, however, reveals a different picture. In the Asia Pacific and Europe, Middle East, and Africa (EMEA) regions, employees surveyed are reporting a revival of morale, with 62% and 49% of employees respectively, responding that morale has improved over the past year. In the Americas, however, the outlook is not so bright. Only 23% of employees surveyed report that morale has increased, leaving the Americas lagging behind the rest of the world (Figure 3).

One possible factor depressing employee morale in the Americas and beyond—even as the macro-economic environment improves—may be poor communication about corporate strategy and direction. While 57% of employees surveyed agreed their HR/Talent managers did an effective job communicating, a significant 40% found company communications lacking.

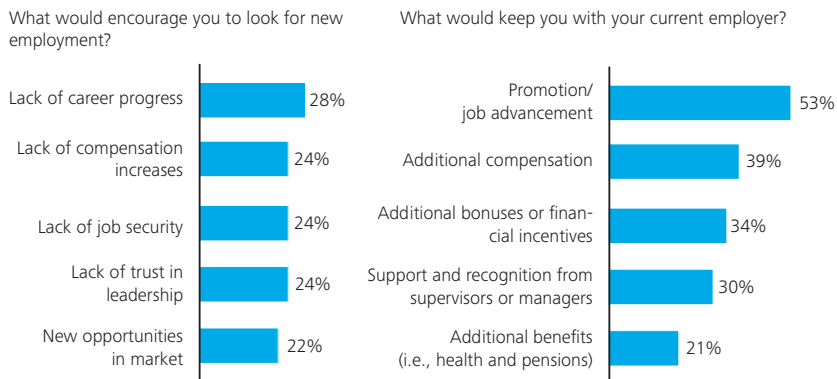


# Slowing down the revolving door and turning it in your direction

What should employers do to slow down the revolving door that may be threatening an exodus of talent from their companies? Even more interesting, what should companies committed to winning the competition for talent do to turn the revolving door in their favor? Perhaps not surprisingly, the top retention incentives identified by employees present a near-mirror image of turnover drivers, providing executives and talent managers with a clear picture of the most effective talent retention strategies.

When asked to list the top three retention incentives, survey respondents ranked “promotion/job advancement” first at 53%, followed by “additional compensation” at 39%, and “additional bonuses or other financial incentives” at 34% (Figure 4).

**Figure 4. Departure drivers and retention incentives**



**Red Flag for Employers: Companies should keep a laser-like focus on creating clear career paths and challenging job opportunities.**

More than half (53%) of employees that Deloitte surveyed believe companies only do a “fair” or “poor” job of creating career paths and providing challeng-

ing job opportunities. For employees looking for jobs, challenging job opportunities really do matter.

**Employees’ top retention incentives are a near-mirror image of their departure drivers, providing a clear picture of the most effective talent retention strategies.**

Financial incentives are a perennial talent retention favorite, but companies can improve their talent retention efforts through non-financial incentives as well. Boosting employee support/recognition from their managers was ranked as an effective retention tactic by a strong 30% of the employees that Deloitte surveyed.

Job advancement expectations have also jumped considerably as the recession has faded and the recovery has taken hold. In 2009, 28% of employees surveyed listed job advancement expectations as a top retention incentive. In March, that number had grown to 53%—a jump of 25 percentage points in 18 months.

**Digging Deeper:** When asked to rank the incentives that would be most effective in keeping them with their current employer, men appeared to focus on financial incentives. Women, on the other hand, were more likely to seek recognition. Among men, 42% said “additional compensation” would keep them from leaving, and 39% cited “additional bonuses or other financial incentives” as retention incentives. Among women, only 27% cited “additional compensation” as an incentive, and only 19% cited “additional bonuses.” Meanwhile, 40% of women said “support and recognition from supervisors or managers” would be a valuable retention method, compared to just 28% of men.

# Talkin' 'bout my generation

In examining the data related to turnover triggers and retention incentives, one fact becomes crystal clear: companies that deploy a “one-size-fits-all” retention strategy will have a very hard time competing in the intensifying worldwide competition for talent (Figure 5). Different generations have vastly different goals, expectations, and desires—and employers should tailor and target their talent strategies to address every employee group, from Baby Boomers to Generation Xers to Millennials.

## Baby Boomers feel frustrated and let down

Among the generations of employees surveyed, Baby Boomers expressed the strongest discontent with their employers and the greatest frustration that their loyalty and hard work has been neither recognized nor rewarded.

- More than half of Baby Boomers surveyed (51%) report that morale at their companies has dropped over the past year.
- Less than half (47%) believe their companies successfully communicate their corporate strategies.
- Four in ten Baby Boomers (41%) labeled their companies’ ability to inspire trust and confidence in leadership as “poor.”

- Among Baby Boomers, 32% cited “lack of trust in leadership” as a key turnover trigger—making it their top-ranked reason to leave and the highest selection of any generation. Baby Boomers also listed “lack of job security” and dissatisfaction with managers/supervisors as prime motivators that could cause them to leave their current companies.

Different generations appear to have very different goals, expectations, and desires—and employers must tailor and target their talent strategies to satisfy every employee group, from Baby Boomers to Generation Xers to Millennials.

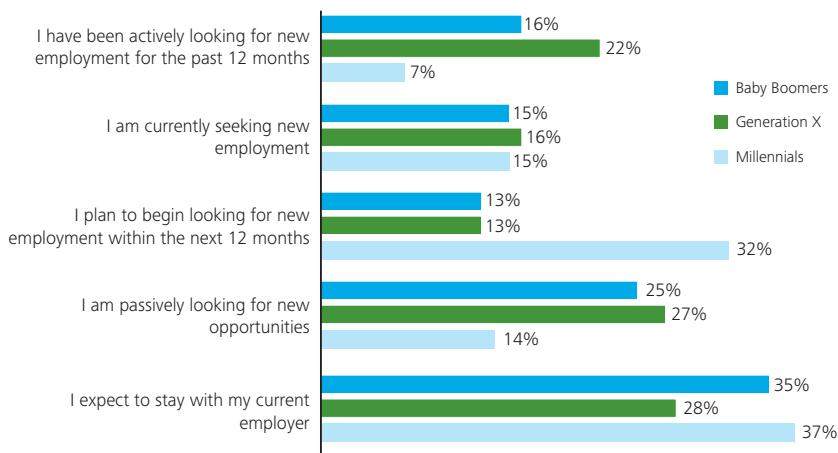
**Figure 5. Top three most effective retention initiatives by generation: Executives vs. employees**

Ranking	Millennials (31 and under)		Generation X (ages 32-47)		Baby Boomers (ages 48-65)	
	Executives	Employees	Executives	Employees	Executives	Employees
1	Company culture (21%)	Promotion/job advancement (41%)	Additional bonuses or financial incentives (21%)	Promotion/job advancement (64%)	Additional benefits (26%)	Promotion/job advancement (50%)
2	Flexible work arrangements (20%)	Additional compensation (40%)	Additional compensation (19%)	Additional bonuses or financial incentives (41%)	Additional bonuses or financial incentives (23%)	Support and recognition from supervisors or managers (43%)
3	New training programs or support and recognition from supervisors or managers (19% tie)	Additional bonuses or financial incentives (33%)	Strong leadership (19%)	Additional compensation (33%)	Additional compensation or strong leadership/organizational support (21% tie)	Additional compensation (42%)

What will it take to keep Baby Boomers satisfied—especially at a time when companies recognize the need to retain key leaders and keep Baby Boomers on the job longer? While all generations ranked “promotion/job advancement” as the number one retention incentive, for Baby Boomers it was less of a priority. Just half (50%) cited promotions when asked to pick their top potential inducements, compared to nearly two thirds of Generation Xers (Figure 5).

On the other hand, more than four in ten Baby Boomers surveyed (43%) wanted greater support and recognition from managers/supervisors, making it their second highest retention incentive. These findings represent a shift in Baby Boomer attitudes since the September 2009 survey, where 41% of Boomers cited “strong leadership” as the most effective retention incentive, followed by “additional financial incentives” (40%) and “additional compensation” (36%).

**Figure 6. Employees seeking new employment by generation\***



\*Survey participants who were actively looking (the first three categories) could choose more than one response.



**Red Flag for Employers: Retirement out of reach.**

Companies should consider ways to integrate older workers effectively into the workforce. Among the Baby Boomers surveyed, nearly half (48%) believe that they will continue working past age 65, compared to just 24% of Gen Xers and 11% of Millennials. More

than one out of every ten Baby Boomers (13%) predicts they will work past 70. These demographic changes in the workplace will likely require companies to create flexible approaches to work, retirement, learning, and education. According to the survey, workplace flexibility and rewards are the most important incentives for keeping Baby Boomers working and content. They tend to desire flexible work arrangements (38%), additional bonuses or financial incentives (29%), and additional compensation (27%). However, as the survey suggests, employers, by and large, have not been effective at creating career options for people working past 65, even though many employers want their experience and will need their skills. Addressing the issue of how to engage older employees should be considered a talent priority.

**Generation X wants to move up or move out**

Generation X employees are far and away the most likely group to be looking at exit strategies from their current jobs (Figure 6). Many Gen Xers surveyed appear frustrated that they are bumping up against the “gray ceiling”—with career paths blocked by Baby Boomers who are not moving out of the workforce.

- Nearly four in 10 Gen Xers surveyed (38%) report they are currently seeking a new job or have been actively looking over the past year.
- Only 28% of Gen Xers expect to stay with their current employers—suggesting many companies can expect a significant exodus among employees they were counting on to become future leaders.
- One of the biggest talent challenges many companies face is opening up career paths for the next generation of corporate leaders. “Lack of career progress” was the clear, number one exit trigger for Generation X at 38%. “New opportunities in the job market” and “lack of compensation increases” lagged well behind at 28% and 26%, respectively.

The “move-up-or-move-out” attitude of Generation X was also evident when Deloitte asked employees to rank the top three retention incentives that would persuade them to stay with their current employers. For Gen X, “promotion/job advancement” was the clear first choice at 64%, followed by “additional bonuses or financial incentives” at 41%, and “additional compensation” at 33% (Figure 5).

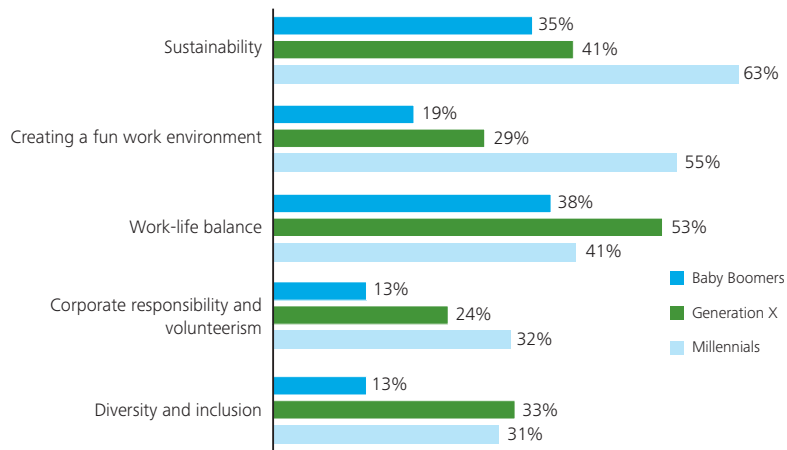
**Along with financial incentives, Millennials seek a new corporate culture with progressive values**

Millennials share a desire to pull themselves up the corporate ladder and want the financial rewards that come with that career progress. But when considering employers, they also seek a corporate culture that aligns with a different set of values than their more experienced colleagues.

- Nearly one out of three Millennials (32%) are about to begin looking for new career opportunities in the next 12 months. Like Generation X, Millennials also ranked “lack of career progress” as their top exit trigger, but with less intensity than their older colleagues (30% compared to 38% for Gen Xers). “Lack of compensation” increases (28%) and “lack of job security” (22%) round out the top three departure drivers.

- Millennials have a sharply different idea of what makes for a strong corporate culture than other generations. When asked, for instance, how important a company’s commitment to “sustainability” is, nearly two-in-three rated it “very important” compared to just one-in-three Baby Boomers (35%). By more than 2:1 (32% to 13%), Millennials were more likely to consider their employers’ commitment to “corporate responsibility/volunteerism” to be very important than were Baby Boomers. Millennials were also nearly three times more likely to call a “fun work environment” important compared to Baby Boomers (55% to just 19%) (Figure 7).

**Figure 7. When considering an employer, how important is the organization’s commitment to the following?**



# Employers need to lift their games to deliver world-class talent programs

Talent managers face a number of serious challenges—from increasing employee frustrations over lack of clear career paths to the rise of Internet and social media tools that make it easier for key talent to shop for better opportunities elsewhere. Addressing the challenges is a critical job—but according to the overwhelming majority of employees Deloitte surveyed, talent programs at most companies are falling short.

Only a scant 6% of employees who participated in the March survey described talent programs at their companies as “world-class.” By a margin of more than 7:1 (43% to 6%), employees were more likely to rate their companies’ talent programs as “fair” or “poor” than “world-class.” Even broadening the definition of “successful” talent programs to include companies employees believe are doing a “very good” job, nearly three-in-four companies (73%) fail to clear the bar.

Given the dim view most employees have of their companies’ overall talent efforts, it is not surprising that companies did not fare much better when employees were asked to grade specific talent programs.

**Digging Deeper:** Financial Services employees give poor marks to their companies’ HR/Talent programs. A solid majority—57%—rated their employers’ overall talent efforts as “fair” (44%) or “poor” (13%).

By a margin approaching or exceeding 2:1, employees were more likely to view many talent programs as “fair” or “poor” than “world-class” or “very good”—including developing leaders (46% “fair/poor” to 26% “world-class/very good”); maintaining high morale (49% “fair/poor” to 22% “world-class/very good”); inspiring trust and confidence in leadership (48% “fair/poor” to 26% “world-class/very good”); creating career paths and challenging job opportunities (48% “fair/poor” to 27% “world-class/very good”); and providing career mobility and international career assignments (45% “fair/poor” to 25% “world-class/very good”) (Figure 8).

The only major area where employees gave their companies relatively high marks was providing competitive compensation and benefit packages, with 36% calling their companies’ efforts “world-class” or “very good” compared to 34% who rated them “fair” or “poor.”

**Digging Deeper:** Leaders of Americas companies trail those in the rest of the world when it comes to winning their employees’ trust. More than one third (35%) of Americas employees surveyed said a “lack of trust in leadership” would lead them to look for a new job in the year ahead. Just 14% of EMEA workers and 21% of Asia Pacific workers share the same view.

**Figure 8. Employee ratings of their companies’ talent programs**

	Employees rated talent programs “fair” or “poor”		Employees rated talent programs “world class” or “very good”	
Inspiring trust in leadership	23%	25%	18%	8%
Creating career paths	23%	25%	20%	7%
Developing leaders	26%	20%	18%	8%
Maintaining high morale	21%	28%	16%	6%
Providing international assignments	22%	23%	18%	7%
Compensation and benefits	22%	12%	24%	12%

■ Poor  
■ Fair  
■ Very good  
■ World class



# Strong talent programs = better workforces, better workplaces, stronger companies

So, what *really* works when it comes to keeping employees committed to their companies and satisfied with their careers? The 35% of employees surveyed who plan to stay with their current employers agree on one clear factor: strong talent programs. Companies with the most effective talent programs share several critical traits that offer compelling lessons.

**Create clear career paths.** Of employees surveyed who plan to remain with their employers, 33% believe their companies are effectively creating challenging job opportunities and clear career paths, compared to 23% for employees who are looking to leave their current jobs.

**Develop a robust leadership pipeline.** Based on our findings, by a margin of 35% to 21%, employees committed to their employers believe their companies are doing a “world-class/very good” job of developing leaders through internal and external talent programs.

**Inspire trust in leadership.** Survey results indicate that one third (33%) of employees who want to stay with their current companies believe their employers are “world-class/very good” at inspiring trust and confidence in corporate leadership, compared to just 23% among employees looking to leave.

**Focus on top performers.** Survey results indicate by nearly 2:1 (44% to 23%), committed employees report their companies do a superior job retaining top talent compared to those who are looking for a new employer.

**Communicate effectively.** Does your company do an effective job communicating with employees? Almost three-quarters (72%) of employees surveyed who are sticking with their employers believe that their employers do a good job communicating with them—22 percentage points higher than those employees exploring new career options.

Companies following this roadmap are reaping significant benefits and positioning themselves to win as the competition for talent intensifies.



**Overall, employees who enjoy “world-class” or “very good” talent programs are happier with their jobs and the development of their careers than their organizations were with “poor” HR programs.**

- **Committed employees.** Surveyed employees with “world-class” or “very good” talent programs are more likely to remain with their current employer than those with “fair” or “poor” programs (42% vs. 23%), and they are less likely to even be passively considering new employment (14% vs. 32%).
- **Strong employee morale.** Survey respondents who describe their companies’ talent programs as “world-class” or “very good” are far more likely to report higher morale over the past year compared to those who rate their HR program as “fair” or “poor.” When asked how morale had changed over the past 12 months, a full 72% of those with strong talent programs said it had “improved” or “significantly improved,” compared to only 16% of those with “fair” or “poor” HR programs.
- **Effective communications.** Companies with “world-class” or “very good” HR efforts are much more likely to be effectively communicating critical issues to their employees. Nearly nine in ten (89%) employees surveyed who rate their talent programs as “world-class/very good” credit managers for effectively communicating their companies’ strategic direction over the past year. It is a mirror image for employees who rate their HR “fair/poor;” 81% said their managers had not communicated effectively during the past 12 months.
- **Solid trust.** According to our survey findings, employees who rate HR efforts highly also believe their organizations were transparent during times of economic uncertainty. These employees gave their companies “excellent/world-class” (23%) or “very good” (34%) marks—57% combined. The opposite was true for workers with fair or poor HR. More than three-quarters (76%) of these respondents said their employers did only a “fair” (35%) or “poor” (41%) job of remaining transparent.
- **Important values.** Workers benefitting from exceptional talent programs hold higher expectations of their employers when it comes to corporate values and commitments.
  - When considering an employer, nearly all—92%—of surveyed employees believe their organization’s commitment to sustainability is “important” (33%) or “very important” (59%).
  - They also highly value an employer’s commitment to corporate responsibility—83% said it was “important” (49%) or “very important” (34%)—and for diversity and inclusion, 79% called it “important” (42%) or “very important” (37%).
- **Future leaders.** Part of a strong talent program includes delivering good career development plans to employees. Solid majorities of survey respondents with highly-rated HR programs described their companies’ performance in developing leaders and creating career paths as “very good/world-class” (60%), as well as in managing and delivering training programs (59%).

# Building the recovery together

Deloitte's *Talent Edge 2020* employee report reveals clear, actionable strategies that employers can implement to deliver world-class talent programs and keep top talent committed to their jobs, excited about their career prospects, and confident in their corporate leadership. Winning companies are targeting talent efforts to each generation, creating clear career paths, and ensuring employees have challenging job opportunities.

Executives around the world are predicting shortages of key talent in critical business units. Firms will separate themselves from the competition if they step up their talent programs now and refine their strategies to engage with workers and focus on specific employee needs.

*The next edition of Deloitte's longitudinal Talent Edge 2020 survey series will be published in the fall of 2011, tracking changes in talent trends and examining employer attitudes.*





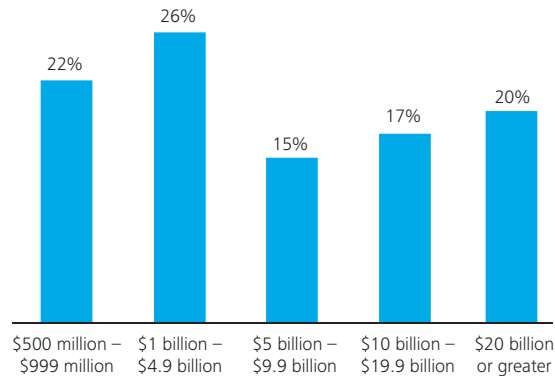
# Survey demographics

For Deloitte's *Talent Edge 2020* employee report, Forbes Insights surveyed 356 employees working at large companies with annual sales over \$500 million. More than three in four (78%) work at companies with more than \$1 billion in annual sales (Figure 9).

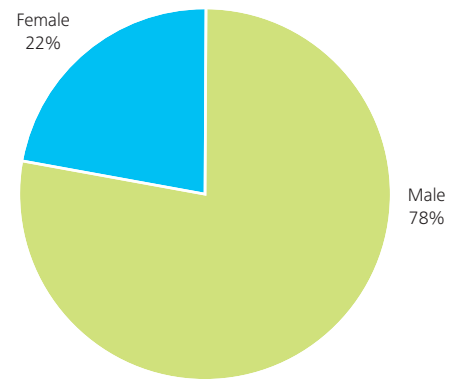
Approximately three quarters of survey participants were men (78%) and 22% were women (Figure 10).

Approximately one third of survey participants were drawn from each generational group: 33% Baby Boomers (ages 48 to 65), 32% Generation X (ages 32 to 47) and 33% Millennials (age 31 or younger). The remaining 2% were age 66 or older—too small a sample size to be included in any of the survey's findings (Figure 11).

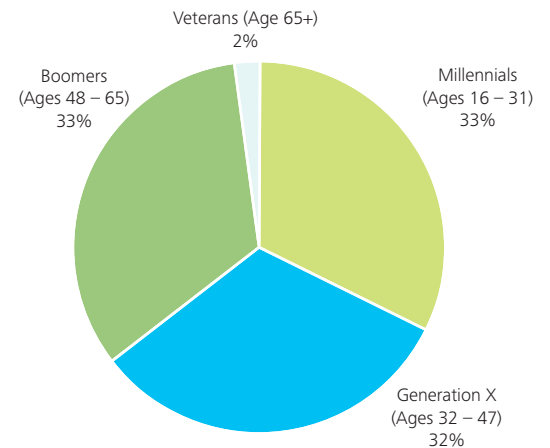
**Figure 9. Company revenues during the most recent fiscal year**



**Figure 10. What is your gender?**



**Figure 11. To which generation do you belong?**

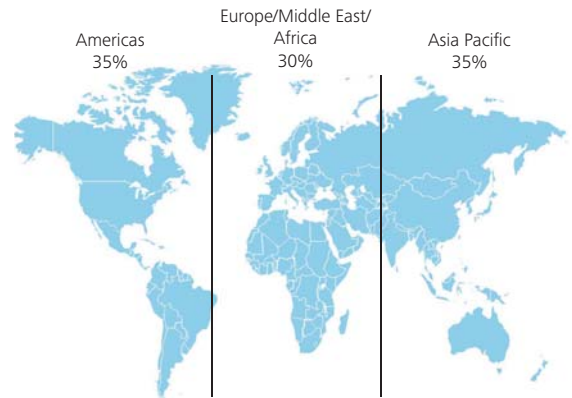


Participating employees were also distributed across hourly (36%) and salaried roles (64%) (Figure 12).

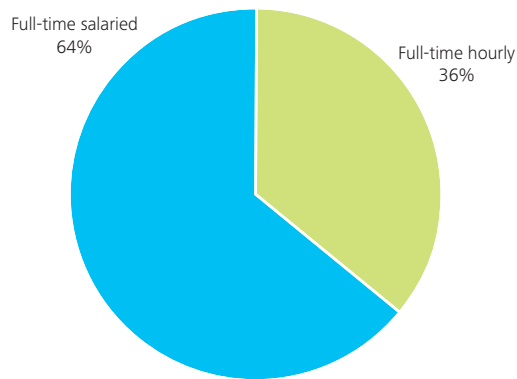
Participating employees were evenly dispersed throughout the world's major economic regions: 35% in the Americas, 35% Asia Pacific, and 30% in Europe, Middle East, and Africa (Figure 13).

Every major industry was represented, led by Consumer/Industrial Products (22%), followed by Technology/Media/Telecommunications (21%), Financial Services (15%), Life Sciences/Health Care (12%) and Energy/Utilities (9%) (Figure 14).

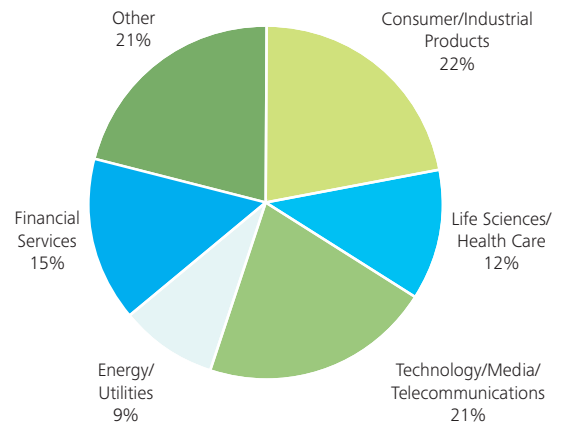
**Figure 13. Respondents by location**



**Figure 12. What best describes your role?**



**Figure 14. Company industries**



**Endnotes**

<sup>1</sup> Griffeth, R. W., Hom, P. W., & Gaertner, S. (2000). A meta-analysis of antecedents and correlates of employee turnover: Update, moderator tests, and research implications for the next millennium. *Journal of Management*, 26.

<sup>2</sup> Quoted in Golson, Jordan. "How the Web Has Changed Job Searching." *gigaom.com*. 17 August 2009. Web. 22 March 2011. <http://gigaom.com/2009/08/17/how-the-web-has-changed-job-searching>

<sup>3</sup> Cachinko. "2011 Social Recruiting Trends and Strategies." 7 January 2011. *blog.cachinko.com*. Web. 22 March 2011. <http://blog.cachinko.com/blog/wp-content/uploads/2011/01/2011-social-recruiting-whitepaper.pdf>

# Contacts

## Global Human Capital

**Margot Thom**  
Global Human Capital Leader  
Deloitte Consulting LLP  
Canada  
+1 416 874 3198  
mathom@deloitte.ca

## Jeff Schwartz

Global Market Offering Co-leader  
Talent, Performance & Rewards  
Human Capital  
Deloitte Consulting LLP  
United States  
+1 703 251 1501  
jeffschwartz@deloitte.com

## Gabi Savini

Global Market Offering Co-leader  
Talent, Performance & Rewards  
Human Capital  
Deloitte Consulting LLP  
South Africa  
+2711 517 4274  
gsavini@deloitte.co.za

## Joseph Kelly

Global Market Offering Co-leader  
Talent, Performance & Rewards  
Human Capital  
Deloitte Consulting LLP  
United States  
+1 713 982 3750  
jaskelly@deloitte.com

## Eileen Fernandes

Global Market Offering Leader  
Mergers & Acquisitions  
Human Capital  
Deloitte Consulting LLP  
United States  
+1 408 704 2513  
eifernandes@deloitte.com

## Jason Geller

Global Market Offering Leader  
HR Transformation  
Deloitte Consulting LLP  
Human Capital  
United States  
+1 212 618 4291  
jgeller@deloitte.com

## Simon Holland

Global Market Offering Leader  
Strategic Change and  
Organization Transformation  
Human Capital  
Deloitte Consulting LLP  
United Kingdom  
+44 20 7007 1922  
siholland@deloitte.co.uk

## John Lucker

Global Market Offering Leader  
Advanced Analytics & Modeling  
Human Capital  
Deloitte Consulting LLP  
United States  
+1 860 725 3022  
jlucker@deloitte.com

## Mike McLaughlin

Global Market Offering Leader  
Actuarial & Insurance Solutions  
Human Capital  
Deloitte Consulting LLP  
United States  
+1 312 486 4466  
mikemclaughlin@deloitte.com

## Tim Short

Global Market Offering Leader  
Technology Adoption  
Human Capital  
Deloitte Consulting LLP  
United States  
+1 617 437 3189  
tishort@deloitte.com

## Human Capital – Americas

**Jaime Valenzuela**  
Regional Leader, Americas  
Human Capital  
Deloitte Consulting LLP  
Chile  
jvalenzuela@deloitte.com

## Barbara Adachi

Human Capital Leader, United States  
Deloitte Consulting LLP  
United States  
+1 415 783 4229  
badachi@deloitte.com

## Jorge Castilla

Human Capital Leader, Mexico  
Deloitte México  
Mexico  
+52 55 50806110 Ext. 6110  
jocastilla@deloittemx.com

## Heather Stockton

Human Capital Leader, Canada  
Deloitte & Touche  
Canada  
+1 416 601 6483  
hstockton@deloitte.ca

## Human Capital – Asia Pacific

**Richard Kleinert**  
Regional Leader, Asia Pacific  
Human Capital  
Deloitte Consulting LLP  
New Zealand  
+64 (0) 9 303 0766 Ext. 6766  
rakleinert@deloitte.co.nz

## Lisa Barry

Human Capital Leader, Australia  
Deloitte Consulting LLP  
Australia  
+61 3 9671 7248  
lisabarry@deloitte.com.au

## Kenji Hamada

Human Capital Leader, Japan  
Deloitte Tohmatsu Consulting  
Co., Ltd.  
Japan  
+81 3 4218 7504  
kehamada@tohmatsums.co.jp

## Kyeong Jun Kim

Human Capital Leader, Korea  
Deloitte Consulting LLP  
Korea  
+82 2 6676 3820  
kyekim@deloitte.com

## Seok Hoon Yang

Human Capital Leader, Korea  
Deloitte Consulting LLP  
Korea  
+82 2 6676 3644  
seoyang@deloitte.com

## Andrew Heng Wan Lee

Human Capital Leader, Malaysia  
Deloitte Consulting LLP  
Malaysia  
+60 3 7723 6576  
andrewlee@deloitte.com

## P. Thiruvengadam

Human Capital Leader, India  
Deloitte Touche Tohmatsu India  
Pvt. Ltd.  
India  
+91 80 6627 6108  
pthiruvengadam@deloitte.com

## Hugo Walkinshaw

Human Capital Leader, South East Asia  
Deloitte Consulting SEA  
Singapore  
+65 6232 7112  
hwalkinshaw@deloitte.com

## Jungle Wong

Human Capital Leader, China  
Deloitte Touche Tohmatsu CPA  
Ltd  
China  
+86 10 8520 7807  
junglewong@deloitte.com.cn

## Human Capital – EMEA

**Brett Walsh**  
Regional Leader, EMEA  
Human Capital  
Deloitte Consulting LLP  
United Kingdom  
+44 20 7007 2985  
bcwalsh@deloitte.co.uk

## Dr. Udo Bohdal

Human Capital Leader, Germany  
Deloitte Consulting GmbH  
Germany  
+49 69 97137350  
ubohdal@deloitte.de

## Elena Chernova

Human Capital Leader, Russia  
Deloitte Consulting LLP  
Russia  
+74957870600 Ext.1061  
echernova@deloitte.ru

## Gert De Beer

Human Capital Leader, South Africa  
Global HC Emerging Practice  
Strategy Leader  
Deloitte Consulting LLP  
South Africa  
+2711 806 5995  
gedebeer@deloitte.co.za

## Rolf Driesen

Human Capital Leader, Belgium  
Deloitte Consulting LLP  
Belgium  
+32 2 749 57 21  
rodriesen@deloitte.be

## Feargus Mitchell

Human Capital Leader, United Kingdom  
Deloitte Consulting LLP  
United Kingdom  
+44 20 7007 3698  
fmitchell@deloitte.co.uk

## Ghassan Turqieh

Human Capital Leader, Middle East  
Deloitte Consulting LLP  
Lebanon  
gturqieh@deloitte.com

## Ardie Van Berkel

Human Capital Leader, Netherlands  
Deloitte Consulting LLP  
Netherlands  
+31882881834  
AvanBerkel@deloitte.nl

## David Yana

Human Capital Leader, France  
Deloitte Consulting LLP  
France  
+33 1 58 37 96 04  
dyana@deloitte.fr

## **About the survey**

*Talent Edge 2020* is a follow up to the *Managing Talent in a Turbulent Economy* survey series. This survey is the second in a post-recession longitudinal study being conducted by Deloitte Consulting LLP with Forbes Insights. This report probes divergences between the attitudes and desires of three generations of employees and the talent strategies and practices being utilized by employers. This report features results from the March 2011 survey that polled 356 employees at large businesses in the Americas, Asia Pacific, and Europe, the Middle East and Africa. For more information see [www.Deloitte.com/us/talent](http://www.Deloitte.com/us/talent).

The statements in this report reflect our analysis of survey respondents and are not intended to reflect facts or opinions of any other entities. All survey data and statistics referenced and presented, as well as the representations made and opinions expressed, unless specifically described otherwise, pertain only to the participating organizations and their responses to the Deloitte survey.

## **About Deloitte**

Deloitte refers to one or more of Deloitte Touche Tohmatsu Limited, a UK private company limited by guarantee, and its network of member firms, each of which is a legally separate and independent entity. Please see [www.deloitte.com/about](http://www.deloitte.com/about) for a detailed description of the legal structure of Deloitte Touche Tohmatsu Limited and its member firms. Please see [www.deloitte.com/us/about](http://www.deloitte.com/us/about) for a detailed description of the legal structure of Deloitte LLP and its subsidiaries.

Copyright © 2011 Deloitte Development LLC. All rights reserved.

Member of Deloitte Touche Tohmatsu Limited.