

# Target Date Fund 2020

**Benchmark**  
Blended Index

**Overall Morningstar Rating™**  
★★  
Rated against 205 Target-Date 2020 funds.

**Morningstar Return**  
Below Average

**Morningstar Risk**  
Average

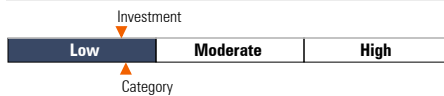
## Investment Strategy

The Target Date Fund invests in a number of underlying investment portfolios created specifically for use by the Target Date Fund. Each of these portfolios may be further sub-divided to allow several different managers to oversee a portfolio. Quarterly rebalancing is used to move the Target Date Fund down the Glide Path toward a slightly more conservative asset mix. This is done to avoid making significant asset mix changes at one time. The Target Date Fund also may generate some income by loaning securities to creditworthy financial institutions. There is no guarantee that the Fund's investment objective will be met.

### Category Description: Target-Date 2020

Target-date portfolios provide diversified exposure to stocks, bonds, and cash for those investors who have a specific date in mind (in this case, the years 2016-2020) for retirement. These portfolios aim to provide investors with an optimal level of return and risk, based solely on the target date. Management adjusts the allocation among asset classes to more-conservative mixes as the target date approaches, following a preset glide path. A target-date portfolio is part of a series of funds offering multiple retirement dates to investors.

### Volatility Analysis



In the past, this investment has shown a relatively small range of price fluctuations relative to other investments. Based on this measure, currently more than two-thirds of all investments in this category have shown higher levels of risk. Consequently, this investment may appeal to investors looking for a conservative investment strategy.

<b>Best 3 Month Return</b> 23.13% (Mar '09 - May '09)	<b>Worst 3 Month Return</b> -26.92% (Sep '08 - Nov '08)
---	---

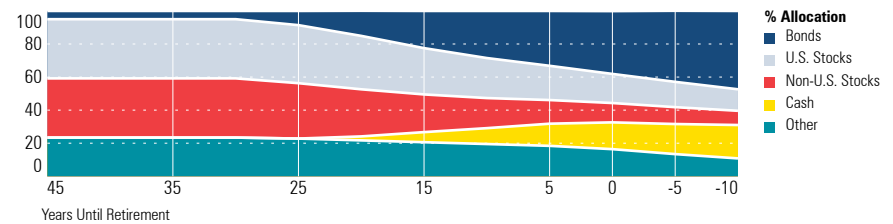
### Operations

Sales Charge	None
Investment Management	0.16 - 0.62% of fund assets <sup>1</sup>
Expense Ratio	
Administrative Expense Ratio	— <sup>1</sup>
Fund Inception Date	06-02-08
Management Company	Multiple Managers <sup>2</sup>
Telephone	800-444-4015

### Notes

This profile reflects past performance and should not be considered indicative of future performance. Annualized total returns measure net investment and capital gain or loss from portfolio investments as an annualized average, assuming the reinvestment of dividends. The Morningstar Rating that is reflected on this page is hypothetical. The Rating is considered hypothetical because Morningstar does not independently analyze the "custom fund" universe. Rather the Rating is assigned to the "custom fund" as a means to compare the institutional funds with the universe of mutual funds that Morningstar rates. The Composition, Credit Analysis and Morningstar Sectors, where applicable, may not add up to exactly 100% due to rounding.  
<sup>1</sup>See summary plan description and any subsequent summary of material modifications/prospectus for explanation of investment management and administrative expenses.  
<sup>2</sup>Please see next page titled "Important Disclosures" for the list of Target Date Fund managers.

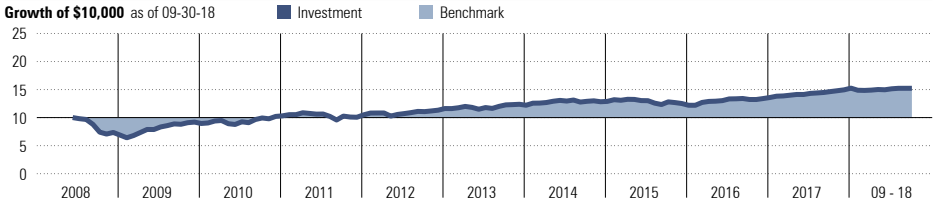
## Allocation of Stocks and Bonds ("Glide Path")



## Performance

							<b>Total Return%</b> as of 09-30-18
							Investment
							Benchmark
							Average annual, if greater than 1 year
							Fund Return %
							Benchmark Return %
							Category Average %
							Morningstar Rating™
							# of Funds in Category
3 Month	1 Year	3 Year	5 Year	10 Year	Since Inception		
1.77	5.14	7.29	4.88	5.65	3.65		
1.61	4.75	6.86	4.68	5.53	—		
1.93	4.70	7.51	5.59	6.56	—		
—	—	★★ 205	★★ 171	★★ 107	—		

<b>Calendar Year Returns</b>	2008	2009	2010	2011	2012	2013	2014	2015	2016	2017	09-18
Total Return %	—	25.17	11.04	-1.45	12.52	9.30	3.65	-2.46	7.06	11.66	1.82
Benchmark	—	25.03	11.47	-1.69	12.07	9.47	3.16	-1.50	6.60	10.62	2.09

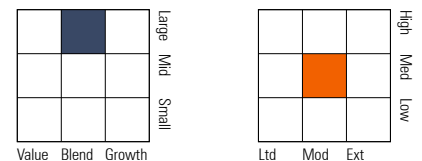


## Portfolio Analysis 09-30-18

<b>Composition</b> as of 09-30-18	% Assets
U.S. Stocks	12.0
Non-U.S. Stocks	14.8
Bonds	45.1
Cash	8.4
Other	19.6

<b>Top 10 Holdings</b> as of 09-30-18	% Assets
Invesco Stable Value Portfolio 03-31-23	11.71
Bridgewater All Weather Portfolio III	3.36
Gstif Erisa 2bps Gstif Erisa 2bps 12-31-30	1.90
Gstif Erisa 2bps Gstif Erisa 2bps 12-31-30	1.70
Gold 100 Oz Futr Dec18 Xcec 20181227 12-27-18	0.93
Us Ultra Bond Cbt Dec18 Xcvt 20181219 12-19-18	0.86
Us 2yr Note (Cbt) Dec18 Xcvt 20181231 12-31-18	0.85
United States Treasury Notes 0.12% 04-15-21	0.68
United States Treasury Notes 0.12% 04-15-22	0.68
Us Ultra Bond Cbt Dec18 Xcvt 20181219 12-19-18	0.66
Total Number of Stock Holdings	6752
Total Number of Bond Holdings	10626
Annual Turnover Ratio %	—
Lockheed Martin Fund Assets (\$mil)	528.1

## Morningstar Style Box™ as of 09-30-18(EQ); 09-30-18(F-I)



<b>Morningstar Sectors</b> as of 09-30-18	% Fund
Cyclical	47.49
Basic Materials	4.84
Consumer Cyclical	9.70
Financial Services	15.84
Real Estate	17.11
Sensitive	32.13
Communication Services	2.96
Energy	5.21
Industrials	10.49
Technology	13.47
Defensive	20.37
Consumer Defensive	7.78
Healthcare	10.53
Utilities	2.06

# Important Disclosures

## Expanded Manager Information

AllianceBernstein Corporation  
Axiom International Investors LLC  
BlackRock Financial Management, Inc.  
CBRE Clarion Securities, LLC.  
Cohen & Steers Capital Management, Inc.  
Columbia Management Investment Advisers, LLC  
Hexavest, Inc.  
Invesco Institutional (N.A.), Inc.  
JPMorgan  
KBI Global Investors Ltd  
Lockheed Martin Investment Management Company ("LMIMCo")  
Mar Vista Investment Partners, LLC  
Morgan Stanley Institutional Fund, Inc.  
Neuberger Berman Management LLC  
Northern Trust Investments, LLC  
Oaktree Capital Management, LP  
State Street Global Advisors  
T. Rowe Price Associates, Inc.  
TCW Investment Management, Co.  
Van Berkorn and Associates, Inc.  
WCM Investment Management  
William Blair & Company, LLC

The Glide Path provider and manager is AllianceBernstein.

# Target Date Fund 2020

**Total Stocks**  
6752

**Total Bonds**  
10626

**Total Cash**  
415

## Stock Portfolio Analysis as of 09-30-18

Security Name	Net Assets %	Market Value \$	Shares Owned	Market Cap	Country	Sector
Apple Inc	0.62	3,273,229	501,003	Giant	United States	Technology
Microsoft Corp	0.49	2,584,548	1,019,025	Giant	United States	Technology
Alphabet Inc C	0.41	2,173,109	83,571		United States	Technology
Occidental Petroleum Corp	0.39	2,052,171	1,218,465	Large	United States	Energy
Facebook Inc A	0.37	1,957,723	573,182	Giant	United States	Technology
UnitedHealth Group Inc	0.36	1,926,194	353,890	Giant	United States	Healthcare
Citigroup Inc	0.35	1,843,979	998,208	Giant	United States	Financial Services
Chubb Ltd	0.35	1,823,881	736,740	Giant	Switzerland	Financial Services
EOG Resources Inc	0.34	1,804,707	810,181	Large	United States	Energy
Pfizer Inc	0.33	1,756,424	1,965,879	Giant	United States	Healthcare
Bank of America Corporation	0.33	1,725,593	3,187,111	Giant	United States	Financial Services
Amazon.com Inc	0.32	1,689,765	75,191	Giant	United States	Consumer Cyclical
DowDuPont Inc	0.31	1,616,302	1,059,186	Giant	United States	Basic Materials
Broadcom Ltd	0.29	1,544,266	297,781	Giant	China	Technology
Nestle SA	0.28	1,502,731	749,878	Giant	Switzerland	Consumer Defensive
Alphabet Inc A	0.28	1,502,721	81,655	Giant	United States	Technology
Honeywell International Inc	0.27	1,435,021	573,759	Giant	United States	Industrials
Accenture PLC A	0.27	1,422,473	626,810	Giant	United States	Technology
Morgan Stanley	0.26	1,347,957	1,761,286	Large	United States	Financial Services
Philip Morris International Inc	0.24	1,270,527	685,742	Giant	United States	Consumer Defensive
Simon Property Group Inc	0.23	1,231,772	184,209	Large	United States	Real Estate
Visa Inc Class A	0.22	1,153,230	737,961	Giant	United States	Financial Services
PepsiCo Inc	0.21	1,117,920	865,303	Giant	United States	Consumer Defensive
Boston Scientific Corp	0.21	1,103,647	2,384,747	Large	United States	Healthcare
Allergan PLC	0.21	1,093,018	423,391	Large	United States	Healthcare
Northrop Grumman Corp	0.21	1,091,201	247,884	Large	United States	Industrials
Taiwan Semiconductor Manufacturing Co Ltd ADR	0.19	1,001,274	564,069	Giant	Taiwan	Technology
Stanley Black & Decker Inc	0.19	991,270	482,145	Large	United States	Industrials
Walt Disney Co	0.19	990,986	716,027	Giant	United States	Consumer Cyclical
Mondelez International Inc Class A	0.19	983,253	2,048,511	Large	United States	Consumer Defensive
Adobe Systems Inc	0.18	976,846	496,391	Giant	United States	Technology
Microchip Technology Inc	0.18	958,942	983,247	Large	United States	Technology
CSL Ltd	0.18	957,639	325,125	Giant	Australia	Healthcare
American International Group Inc	0.18	956,881	1,427,292	Large	United States	Financial Services
Texas Instruments Inc	0.18	945,137	786,278	Giant	United States	Technology
AIA Group Ltd	0.18	943,175	7,364,027	Giant	Hong Kong	Financial Services
Charter Communications Inc A	0.18	928,104	203,028	Large	United States	Communication Services
LVMH Moet Hennessy Louis Vuitton SE	0.17	918,536	133,675	Giant	France	Consumer Cyclical
Canadian Pacific Railway Ltd	0.17	909,768	447,148	Large	Canada	Industrials
Berkshire Hathaway Inc B	0.16	871,027	167,773	Giant	United States	Financial Services
Keyence Corp	0.16	870,557	81,412	Giant	Japan	Technology
Johnson & Johnson	0.16	869,579	259,983	Giant	United States	Healthcare
O'Reilly Automotive Inc	0.16	860,060	351,450	Large	United States	Consumer Cyclical
Pioneer Natural Resources Co	0.16	828,752	478,524	Large	United States	Energy
Tencent Holdings Ltd	0.16	828,631	658,172	Giant	China	Technology
Lowe's Companies Inc	0.16	822,588	962,251	Giant	United States	Consumer Cyclical
Mettler-Toledo International Inc	0.15	807,291	70,285	Medium	United States	Healthcare
Intercontinental Exchange Inc	0.15	805,758	1,195,064	Large	United States	Financial Services
Comcast Corp Class A	0.15	805,052	1,909,342	Giant	United States	Communication Services
Eli Lilly and Co	0.15	790,560	818,670	Giant	United States	Healthcare
adidas AG	0.15	771,345	255,911	Giant	Germany	Consumer Cyclical
Wells Fargo & Co	0.15	766,526	1,323,772	Giant	United States	Financial Services
NextEra Energy Inc	0.14	764,769	553,362	Large	United States	Utilities
Experian PLC	0.14	761,952	1,840,595	Large	United States	Industrials
Merck & Co Inc	0.14	759,620	1,269,801	Giant	United States	Healthcare

# Target Date Fund 2020

**Total Stocks**  
6752

**Total Bonds**  
10626

**Total Cash**  
415

## Stock Portfolio Analysis as of 09-30-18

Security Name	Net Assets %	Market Value \$	Shares Owned	Market Cap	Country	Sector
The Home Depot Inc	0.14	751,245	427,610	Giant	United States	Consumer Cyclical
TJX Companies Inc	0.14	751,204	1,031,217	Large	United States	Consumer Cyclical
Union Pacific Corp	0.14	745,884	666,683	Giant	United States	Industrials
Ingersoll-Rand PLC	0.14	725,643	795,210	Large	United States	Industrials
AvalonBay Communities Inc	0.14	721,810	516,799	Large	United States	Real Estate
Novartis AG	0.14	714,482	512,928	Giant	Switzerland	Healthcare
MetLife Inc	0.13	711,008	1,419,555	Large	United States	Financial Services
Prologis Inc	0.13	698,897	480,291	Large	United States	Real Estate
Compass Group PLC	0.13	696,066	2,125,963	Large	United Kingdom	Consumer Cyclical
Roche Holding AG Dividend Right Cert.	0.13	695,373	182,087	Giant	Switzerland	Healthcare
AT&T Inc	0.13	686,094	2,244,958	Giant	United States	Communication Services
Shopify Inc A	0.13	681,812	112,447	Large	Canada	Technology
Eaton Corp PLC	0.13	679,809	925,525	Large	United States	Industrials
Core Laboratories NV	0.13	678,544	267,599	Medium	United States	Energy
Agilent Technologies Inc	0.13	678,443	1,111,574	Large	United States	Healthcare
JPMorgan Chase & Co	0.12	644,954	207,540	Giant	United States	Financial Services
HDFC Bank Ltd ADR	0.12	630,258	229,399	Giant	India	Financial Services
Pernod Ricard SA	0.12	609,976	288,163	Large	France	Consumer Defensive
First Republic Bank	0.11	591,226	833,520	Medium	United States	Financial Services
Concho Resources Inc	0.11	589,864	537,495	Large	United States	Energy
Markel Corp	0.11	589,285	20,455	Medium	United States	Financial Services
Chr. Hansen Holding A/S	0.11	584,631	465,708	Large	Denmark	Basic Materials
WEX Inc	0.11	582,928	598,979	Medium	United States	Industrials
Capital One Financial Corp	0.11	582,499	840,384	Large	United States	Financial Services
Hexagon AB B	0.11	579,532	806,762	Large	Sweden	Technology
Total SA	0.11	575,106	681,410	Giant	France	Energy
Royal Dutch Shell PLC Class A	0.11	570,687	1,285,531	Giant	United Kingdom	Energy
Icon PLC	0.11	568,972	120,280	Medium	United States	Healthcare
XPO Logistics Inc	0.11	566,674	212,924	Medium	United States	Industrials
Ecolab Inc	0.11	565,041	229,123	Large	United States	Basic Materials
CK Asset Holdings Ltd	0.11	561,494	6,600,740	Giant	Hong Kong	Real Estate
BP PLC	0.11	557,804	5,751,404	Giant	United Kingdom	Energy
Verizon Communications Inc	0.10	554,227	1,445,985	Giant	United States	Communication Services
American Tower Corp	0.10	553,762	167,306	Large	United States	Communication Services
Fidelity National Information Services Inc	0.10	548,377	757,328	Large	United States	Industrials
Celgene Corp	0.10	545,819	547,634	Large	United States	Healthcare
Bristol-Myers Squibb Company	0.10	544,271	1,141,197	Giant	United States	Healthcare
General Electric Co	0.10	539,098	3,525,360	Giant	United States	Industrials
Charles Schwab Corp	0.10	535,078	1,626,078	Large	United States	Financial Services
Goldman Sachs Group Inc	0.10	533,766	308,217	Large	United States	Financial Services
Wal - Mart de Mexico SAB de CV Class V	0.10	526,219	6,841,242	Giant	Mexico	Consumer Defensive
KeyCorp	0.10	514,440	3,814,511	Large	United States	Financial Services
Vonovia SE	0.10	510,778	1,328,905	Large	Germany	Real Estate
Fanuc Corp	0.10	508,082	332,407	Giant	Japan	Industrials
Vornado Realty Trust	0.10	507,726	1,094,788	Medium	United States	Real Estate
Amadeus IT Group SA A	0.10	505,382	508,841	Large	Spain	Technology
Delta Air Lines Inc	0.10	505,050	1,461,266	Large	United States	Industrials
Teleflex Inc	0.10	503,443	134,999	Medium	United States	Healthcare
Essilorluxottica	0.10	503,367	319,478	Large	France	Healthcare
International Business Machines Corp	0.09	501,276	495,903	Giant	United States	Technology
Norfolk Southern Corp	0.09	483,079	523,802	Large	United States	Industrials
Walgreens Boots Alliance Inc	0.09	475,885	946,955	Large	United States	Consumer Defensive
Mitsui Fudosan Co Ltd	0.09	473,748	2,093,178	Large	Japan	Real Estate
Marsh & McLennan Companies Inc	0.09	470,241	866,004	Large	United States	Financial Services
Intuit Inc	0.09	467,136	106,902	Large	United States	Technology

# Target Date Fund 2020

**Total Stocks**  
6752

**Total Bonds**  
10626

**Total Cash**  
415

## Stock Portfolio Analysis as of 09-30-18

Security Name	Net Assets %	Market Value \$	Shares Owned	Market Cap	Country	Sector
Samsung Electronics Co Ltd	0.09	463,494	207,550	Giant	South Korea	Technology
Royal Caribbean Cruises Ltd	0.09	461,351	688,579	Large	United States	Consumer Cyclical
Anthem Inc	0.09	460,464	85,454	Large	United States	Healthcare
NVIDIA Corp	0.09	458,495	381,095	Giant	United States	Technology
Oracle Corp	0.09	450,806	471,480	Giant	United States	Technology
Delphi Automotive PLC	0.08	446,465	756,755	Large	United States	Consumer Cyclical
Eastman Chemical Co	0.08	443,139	789,435	Medium	United States	Basic Materials
Sysmex Corp	0.08	435,613	549,238	Large	Japan	Healthcare
Sanofi SA	0.08	434,803	496,995	Giant	France	Financial Services
AstraZeneca PLC	0.08	433,946	568,389	Giant	United Kingdom	Healthcare
Equity Residential	0.08	432,638	491,381	Large	United States	Real Estate
FedEx Corp	0.08	426,774	365,400	Large	United States	Industrials
Royal Dutch Shell PLC B	0.08	422,866	1,260,432	Giant	United Kingdom	Energy
Caterpillar Inc	0.08	418,910	153,576	Giant	United States	Industrials
General Dynamics Corp	0.08	418,485	409,256	Large	United States	Industrials
DISH Network Corp Class A	0.08	416,482	1,447,950	Medium	United States	Communication Services
PNC Financial Services Group Inc	0.08	416,443	621,743	Large	United States	Financial Services
Link Real Estate Investment Trust	0.08	415,503	5,033,011	Giant	Hong Kong	Real Estate
Cigna Corp	0.08	411,679	380,957	Large	United States	Healthcare
Sika Ag Reg Common Stock Chf.01	0.08	406,999	126,410	—	—	—
NiSource Inc	0.08	404,857	2,842,582	Medium	United States	Utilities
EQT Corp	0.08	400,824	1,196,085	Medium	United States	Energy
Atlas Copco AB A	0.07	392,879	1,640,604	Large	Sweden	Industrials
Digital Realty Trust Inc	0.07	390,603	302,039	Large	United States	Real Estate
Regency Centers Corp	0.07	389,134	503,462	Medium	United States	Real Estate
Grand Canyon Education Inc	0.07	388,595	181,523	Medium	United States	Consumer Defensive
Colgate-Palmolive Co	0.07	388,041	1,181,885	Large	United States	Consumer Defensive
Molson Coors Brewing Co B	0.07	387,777	934,477	Medium	United States	Consumer Defensive
British American Tobacco PLC	0.07	386,158	945,544	Giant	United Kingdom	Consumer Defensive
BNP Paribas	0.07	385,935	721,873	Giant	France	Financial Services
Luxottica Group SpA	0.07	383,034	695,787	Large	Italy	Consumer Cyclical
Cimarex Energy Co	0.07	381,687	251,978	Medium	United States	Energy
Vertex Pharmaceuticals Inc	0.07	376,009	459,952	Large	United States	Healthcare
Zimmer Biomet Holdings Inc	0.07	375,786	606,435	Large	United States	Healthcare
Hilton Worldwide Holdings Inc	0.07	372,288	1,275,882	Large	United States	Consumer Cyclical
Alexandria Real Estate Equities Inc	0.07	372,225	258,835	Medium	United States	Real Estate
NXP Semiconductors NV	0.07	371,339	829,538	Giant	China	Technology
Masco Corp	0.07	370,957	1,876,484	Medium	United States	Basic Materials
Roper Technologies Inc	0.07	368,180	82,069	Large	United States	Industrials
SL Green Realty Corp	0.07	367,392	229,275	Medium	United States	Real Estate
Biogen Inc	0.07	366,746	259,877	Large	United States	Healthcare
Xcel Energy Inc	0.07	366,348	1,767,763	Large	United States	Utilities
Boston Properties Inc	0.07	364,493	671,917	Large	United States	Real Estate
The Hartford Financial Services Group Inc	0.07	362,489	1,551,250	Medium	United States	Financial Services
SVB Financial Group	0.07	356,890	361,987	Medium	United States	Financial Services
Analog Devices Inc	0.07	354,541	831,160	Large	United States	Technology
Mitsubishi UFJ Financial Group Inc	0.07	352,515	7,078,873	Giant	Japan	Financial Services
Welltower Inc	0.07	352,196	506,202	Large	United States	Real Estate
GlaxoSmithKline PLC	0.07	350,882	2,205,428	Giant	United Kingdom	Healthcare
Unilever NV ADR	0.07	349,012	225,077	Giant	Netherlands	Consumer Defensive
HSBC Holdings PLC	0.07	346,303	3,297,661	Giant	United Kingdom	Financial Services
Mastercard Inc A	0.06	339,238	482,447	Giant	United States	Financial Services
Equinix Inc	0.06	336,716	50,831	Large	United States	Real Estate
China Construction Bank Corp H	0.06	336,270	13,138,180	Giant	China	Financial Services
Hongkong Land Holdings Ltd	0.06	334,598	7,483,621	Large	Singapore	Real Estate

# Target Date Fund 2020

**Total Stocks**  
6752
























































**Total Bonds**  
10626

**Total Cash**  
415

## Stock Portfolio Analysis as of 09-30-18

Security Name	Net Assets %	Market Value \$	Shares Owned	Market Cap	Country	Sector
Sumitomo Mitsui Financial Group Inc	0.06	331,764	1,094,555	Giant	Japan	Financial Services
Hewlett Packard Enterprise Co	0.06	324,765	4,839,167	Large	United States	Technology
Brixmor Property Group Inc	0.06	324,524	5,083,794	Medium	United States	Real Estate
Dollar Tree Inc	0.06	324,206	842,977	Large	United States	Consumer Defensive
Public Storage	0.06	323,882	394,175	Large	United States	Real Estate
Dollar General Corp	0.06	323,866	962,167	Large	United States	Consumer Defensive
AmerisourceBergen Corp	0.06	319,681	860,566	Large	United States	Healthcare
Danaher Corp	0.06	319,319	921,033	Large	United States	Healthcare
US Bancorp	0.06	318,915	460,321	Large	United States	Financial Services
Sensata Technologies Holding PLC	0.06	317,168	490,606	Medium	United States	Technology
Alcoa Corp	0.06	316,267	1,592,491	Medium	United States	Basic Materials
Extra Space Storage Inc	0.06	312,330	1,134,276	Medium	United States	Real Estate
Moody's Corporation	0.06	308,595	145,392	Large	United States	Financial Services
Macerich Co	0.06	307,658	588,874	Medium	United States	Real Estate
Ryanair Holdings PLC ADR	0.06	307,269	492,317	Large	United Kingdom	Industrials
Diamondback Energy Inc	0.06	306,887	706,133	Medium	United States	Energy
Gilead Sciences Inc	0.06	306,172	901,096	Giant	United States	Healthcare
Bank of New York Mellon Corp	0.06	305,810	1,374,845	Large	United States	Financial Services
Nike Inc B	0.06	300,572	1,305,527	Giant	United States	Consumer Cyclical
ING Groep NV	0.06	296,744	3,402,176	Giant	Netherlands	Financial Services
Universal Health Services Inc Class B	0.06	296,712	251,001	Medium	United States	Healthcare
Allegion PLC	0.06	295,937	831,385	Medium	United States	Industrials
Toyota Motor Corp	0.06	291,584	707,488	Giant	Japan	Consumer Cyclical
Twenty-First Century Fox Inc Class A	0.06	290,811	2,536,689	Large	United States	Consumer Cyclical
Iridium Communications Inc	0.05	289,476	451,457	Small	United States	Communication Services
TransDigm Group Inc	0.05	288,023	65,295	Large	United States	Industrials
Abbott Laboratories	0.05	287,410	1,455,245	Giant	United States	Healthcare
Fortive Corp	0.05	286,356	288,712	Large	United States	Technology
Land Securities Group PLC	0.05	284,921	4,302,194	Medium	United Kingdom	Real Estate
Commonwealth Bank of Australia	0.05	284,567	855,676	Giant	Australia	Financial Services
Twenty-First Century Fox Inc Class B	0.05	283,943	2,591,624	Large	United States	Consumer Cyclical
HMS Holdings Corp	0.05	283,649	412,684	Small	United States	Industrials
Vulcan Materials Co	0.05	283,494	613,011	Medium	United States	Basic Materials
Deutsche Telekom AG	0.05	282,599	2,740,363	Giant	Germany	Communication Services
Sun Hung Kai Properties Ltd	0.05	282,215	2,701,726	Giant	Hong Kong	Real Estate
United Continental Holdings Inc	0.05	275,071	1,128,260	Large	United States	Industrials
Exxon Mobil Corp	0.05	274,470	275,450	Giant	United States	Energy
Industria De Diseno Textil SA	0.05	274,421	2,067,084	Giant	Spain	Consumer Cyclical
Dollarama Inc	0.05	273,794	587,467	Large	Canada	Consumer Defensive
TransCanada Corp	0.05	272,865	1,213,989	Giant	Canada	Energy
The Hershey Co	0.05	269,374	229,596	Large	United States	Consumer Defensive
The Kraft Heinz Co	0.05	268,817	995,895	Large	United States	Consumer Defensive
Raia Drogasil SA	0.05	268,041	1,146,449	Large	Brazil	Consumer Defensive
AXA SA	0.05	266,766	1,643,626	Giant	France	Financial Services
Anheuser-Busch InBev SA/NV	0.05	263,131	505,849	Giant	Belgium	Consumer Defensive
CarMax Inc	0.05	262,836	325,560	Medium	United States	Consumer Cyclical
Mid-America Apartment Communities Inc	0.05	261,785	325,004	Medium	United States	Real Estate
Unibail-Rodamco-Westfield	0.05	261,514	272,142	Large	France	Real Estate
SAP SE	0.05	258,270	358,962	Giant	Germany	Technology
Banco Bilbao Vizcaya Argentaria SA	0.05	258,164	6,930,772	Large	Spain	Financial Services
Activision Blizzard Inc	0.05	257,897	281,510	Large	United States	Technology
Vodafone Group PLC	0.05	257,823	20,603,661	Giant	United Kingdom	Communication Services
Schlumberger Ltd	0.05	257,648	399,040	Large	United States	Energy
Virtu Financial Inc A	0.05	256,342	1,001,244	Medium	United States	Financial Services
Anadarko Petroleum Corp	0.05	254,521	1,416,040	Large	United States	Energy

# Target Date Fund 2020

		<b>Total Stocks</b> 6752		<b>Total Bonds</b> 10626		<b>Total Cash</b> 415
<b>Stock Portfolio Analysis</b> as of 09-30-18						
Security Name	Net Assets %	Market Value \$	Shares Owned	Market Cap	Country	Sector
WestRock Co A	0.05	254,481	1,289,460	Medium	United States	 Consumer Cyclical
Gentherm Inc	0.05	250,378	223,493	Small	United States	 Consumer Cyclical
Taiwan Semiconductor Manufacturing Co Ltd	0.05	249,618	640,054	Giant	Taiwan	 Technology
Host Hotels & Resorts Inc	0.05	249,595	1,059,768	Medium	United States	 Real Estate
Maximus Inc	0.05	249,151	208,118	Medium	United States	 Industrials
Euronet Worldwide Inc	0.05	245,454	204,308	Medium	United States	 Industrials
Allianz SE	0.05	242,394	198,177	Giant	Germany	 Financial Services
Marathon Petroleum Corp	0.05	240,438	292,845	Large	United States	 Energy
Randgold Resources Ltd	0.05	239,853	621,890	Medium	United Kingdom	 Basic Materials
American Express Co	0.04	235,797	219,915	Giant	United States	 Financial Services
FirstEnergy Corp	0.04	235,309	630,046	Medium	United States	 Utilities
Cardtronics PLC	0.04	231,602	427,945	Small	United States	 Industrials
Fox Factory Holding Corp	0.04	231,028	193,293	Small	United States	 Consumer Cyclical
Wharf Real Estate Investment Co Ltd Ordinary Shares	0.04	230,498	7,679,079	Giant	Hong Kong	 Real Estate
Invitation Homes Inc	0.04	227,541	1,421,165	Medium	United States	 Real Estate
Acushnet Holdings Corp	0.04	226,463	370,316	Small	United States	 Consumer Cyclical
Huron Consulting Group Inc	0.04	225,985	205,623	Small	United States	 Industrials
Mohawk Industries Inc	0.04	223,731	312,241	Medium	United States	 Consumer Cyclical
Alibaba Group Holding Ltd ADR	0.04	222,779	32,583	Giant	China	 Consumer Cyclical
Ford Motor Co	0.04	222,589	6,340,516	Large	United States	 Consumer Cyclical
Chemed Corp	0.04	219,693	64,069	Medium	United States	 Healthcare
CubeSmart	0.04	218,701	1,141,215	Medium	United States	 Real Estate
Klépierre	0.04	217,630	1,109,937	Medium	France	 Real Estate
Mizuho Financial Group Inc	0.04	216,916	25,326,081	Giant	Japan	 Financial Services
Praxair Inc	0.04	215,659	151,244	Large	United States	 Basic Materials
Dai-ichi Life Holdings Inc	0.04	215,129	2,122,016	Large	Japan	 Financial Services
Mirvac Group	0.04	215,040	28,432,683	Medium	Australia	 Real Estate
Celanese Corp	0.04	214,338	786,782	Medium	United States	 Basic Materials
Sony Corp	0.04	213,001	720,590	Giant	Japan	 Technology
MarketAxess Holdings Inc	0.04	212,524	114,715	Medium	United States	 Financial Services
Lloyds Banking Group PLC	0.04	212,479	57,184,101	Giant	United Kingdom	 Financial Services
Tivity Health Inc	0.04	211,807	421,156	Small	United States	 Healthcare
Charles River Laboratories International Inc	0.04	211,064	152,190	Medium	United States	 Healthcare
Daimler AG	0.04	208,871	700,091	Giant	Germany	 Consumer Cyclical
Essex Property Trust Inc	0.04	208,039	131,972	Medium	United States	 Real Estate
Envestnet Inc	0.04	207,891	222,152	Small	United States	 Financial Services
INTL FCStone Inc	0.04	207,086	210,219	Small	United States	 Financial Services
Mitsubishi Estate Co Ltd	0.04	206,939	2,313,788	Large	Japan	 Real Estate
Imperial Brands PLC	0.04	206,669	1,268,926	Large	United Kingdom	 Consumer Defensive
RE/MAX Holdings Inc Class A	0.04	206,071	229,037	Small	United States	 Real Estate
Westpac Banking Corp	0.04	205,047	2,187,750	Giant	Australia	 Financial Services
HD Supply Holdings Inc	0.04	200,579	1,956,476	Medium	United States	 Industrials
Arthur J. Gallagher & Co	0.04	199,724	1,143,457	Medium	United States	 Financial Services
Thermo Fisher Scientific Inc	0.04	198,455	95,947	Giant	United States	 Healthcare
BHP Billiton Ltd	0.04	198,041	1,764,478	Giant	Australia	 Basic Materials
Martin Marietta Materials Inc	0.04	197,884	358,836	Medium	United States	 Basic Materials
PJSC Lukoil ADR	0.04	197,785	155,295	Giant	Russia	 Energy
Bayer AG	0.04	197,337	497,320	Giant	Germany	 Healthcare
Siemens AG	0.04	194,645	224,722	Giant	Germany	 Industrials
Workday Inc Class A	0.04	194,639	656,053	Large	United States	 Technology
Globus Medical Inc Class A	0.04	193,952	238,551	Medium	United States	 Healthcare
Reckitt Benckiser Group PLC	0.04	193,534	483,082	Giant	United Kingdom	 Consumer Defensive
Rio Tinto PLC	0.04	193,082	873,532	Giant	United Kingdom	 Basic Materials
Vantiv Inc Class A	0.04	191,767	976,776	Large	United States	 Industrials
Shutterstock Inc	0.04	190,236	248,079	Small	United States	 Technology
























































# Target Date Fund 2020

**Total Stocks**  
6752

**Total Bonds**  
10626

**Total Cash**  
415

## Stock Portfolio Analysis as of 09-30-18

Security Name	Net Assets %	Market Value \$	Shares Owned	Market Cap	Country	Sector
RLI Corp	0.04	189,901	172,311	Small	United States	 Financial Services
Zurich Insurance Group AG	0.04	188,573	139,559	Giant	Switzerland	 Financial Services
Coca-Cola Co	0.04	187,481	1,593,706	Giant	United States	 Consumer Defensive
AutoZone Inc	0.04	186,691	117,080	Large	United States	 Consumer Cyclical
Sothebys Class A Limited Voting	0.04	184,840	275,263	Small	United States	 Consumer Cyclical
Shire PLC	0.03	183,304	733,060	Large	United States	 Healthcare
SeaWorld Entertainment Inc	0.03	180,911	430,804	Small	United States	 Consumer Cyclical
Douglas Emmett Inc	0.03	180,546	863,173	Medium	United States	 Real Estate
Cboe Global Markets Inc	0.03	180,002	213,377	Medium	United States	 Financial Services
Silicon Laboratories Inc	0.03	179,960	147,496	Medium	United States	 Technology
Novo Nordisk A/S B	0.03	179,671	938,323	Giant	Denmark	 Healthcare
Deutsche Post AG	0.03	179,105	1,239,008	Large	Germany	 Industrials
UniCredit SpA	0.03	178,957	2,935,046	Large	Italy	 Financial Services
Unilever NV DR	0.03	178,188	793,284	Giant	Netherlands	 Consumer Defensive
AZZ Inc	0.03	177,658	268,122	Small	United States	 Industrials
CMS Energy Corp	0.03	177,439	1,549,622	Medium	United States	 Utilities
US Silica Holdings Inc	0.03	177,131	719,074	Small	United States	 Basic Materials
PPL Corp	0.03	176,813	800,369	Large	United States	 Utilities
Tempur Sealy International Inc	0.03	176,715	387,063	Small	United States	 Consumer Cyclical
Industrial And Commercial Bank Of China Ltd H	0.03	176,551	11,557,629	Giant	China	 Financial Services
REV Group Inc	0.03	175,086	862,431	Small	United States	 Consumer Cyclical
National Australia Bank Ltd	0.03	174,206	2,197,191	Giant	Australia	 Financial Services
Diageo PLC	0.03	173,306	812,348	Giant	United Kingdom	 Consumer Defensive
Ambarella Inc	0.03	172,944	350,056	Medium	Taiwan	 Technology
Dexus	0.03	172,891	6,488,897	Large	Australia	 Real Estate
Starbucks Corp	0.03	172,573	1,336,326	Large	United States	 Consumer Cyclical
Ellie Mae Inc	0.03	171,673	142,874	Small	United States	 Technology
Healthcare Trust of America Inc	0.03	170,971	1,220,806	Medium	United States	 Real Estate
Unilever PLC	0.03	170,236	803,914	Giant	United Kingdom	 Consumer Defensive
Primoris Services Corp	0.03	169,704	545,535	Small	United States	 Industrials
Resona Holdings Inc	0.03	167,236	7,864,059	Large	Japan	 Financial Services
TCF Financial Corp	0.03	167,098	859,960	Medium	United States	 Financial Services
Thermon Group Holdings Inc	0.03	166,586	525,220	Small	United States	 Industrials
BlackRock Inc	0.03	165,724	160,632	Large	United States	 Financial Services
SoftBank Group Corp	0.03	165,443	285,181	Giant	Japan	 Communication Services
JBG SMITH Properties	0.03	164,903	2,655,962	Medium	United States	 Real Estate
Ping An Insurance (Group) Co. of China Ltd H	0.03	164,201	855,542	Giant	China	 Financial Services
Micron Technology Inc	0.03	164,117	1,802,292	Large	United States	 Technology
Iberdrola SA	0.03	163,647	6,003,462	Large	Spain	 Utilities
Becton, Dickinson and Co	0.03	163,553	354,589	Large	United States	 Healthcare
Newcrest Mining Ltd	0.03	162,366	3,160,743	Large	Australia	 Basic Materials
Basf SE	0.03	162,054	323,916	Giant	Germany	 Basic Materials
Paramount Group Inc	0.03	161,413	1,481,851	Medium	United States	 Real Estate
Banco Santander SA	0.03	161,237	5,719,246	Giant	Spain	 Financial Services
RLJ Lodging Trust	0.03	161,194	546,675	Medium	United States	 Real Estate
Infosys Ltd	0.03	160,564	683,511	Giant	India	 Technology
CapitalLand Ltd	0.03	158,412	22,054,762	Large	Singapore	 Real Estate
T-Mobile US Inc	0.03	157,705	1,151,328	Large	United States	 Communication Services
Equinor ASA	0.03	157,431	1,567,196	Giant	Norway	 Energy
Aviva PLC	0.03	153,940	6,924,007	Large	United Kingdom	 Financial Services
LEG Immobilien AG	0.03	152,425	174,967	Medium	Germany	 Real Estate
ASML Holding NV	0.03	151,960	154,107	Giant	South Korea	 Technology
Waddell & Reed Financial Inc A	0.03	151,826	479,593	Small	United States	 Financial Services
Itau Unibanco Holding SA ADR	0.03	151,455	584,360	Giant	Brazil	 Financial Services
Australia and New Zealand Banking Group Ltd	0.03	150,036	2,168,342	Giant	Australia	 Financial Services



# Target Date Fund 2020

			<b>Total Stocks</b> 6752	<b>Total Bonds</b> 10626	<b>Total Cash</b> 415	
<b>Stock Portfolio Analysis</b> as of 09-30-18						
Security Name	Net Assets %	Market Value \$	Shares Owned	Market Cap	Country	Sector
Sainsbury (J) PLC	0.03	148,667	10,532,326	Medium	United Kingdom	Consumer Defensive
Federal Realty Investment Trust	0.03	148,361	660,939	Medium	United States	Real Estate
Herman Miller Inc	0.03	148,248	352,609	Small	United States	Industrials
Kansas City Southern	0.03	148,165	214,597	Medium	United States	Industrials
Wolters Kluwer NV	0.03	147,803	708,829	Large	Netherlands	Consumer Cyclical
Healthcare Realty Trust Inc	0.03	147,751	411,594	Medium	United States	Real Estate
GPT Group	0.03	147,147	13,152,159	Large	Australia	Real Estate
Gecina	0.03	146,239	296,705	Large	France	Real Estate
British Land Co PLC	0.03	145,889	1,315,750	Medium	United Kingdom	Real Estate
Airbus SE	0.03	144,332	229,209	Giant	Netherlands	Industrials
Orange SA	0.03	144,234	2,770,290	Large	France	Communication Services
Dave & Buster's Entertainment Inc	0.03	143,856	204,472	Small	United States	Consumer Cyclical
Hudson Pacific Properties Inc	0.03	143,570	995,078	Medium	United States	Real Estate
KDDI Corp	0.03	143,127	1,599,117	Giant	Japan	Communication Services
Phillips 66	0.03	143,035	766,435	Large	United States	Energy
Swisscom AG	0.03	141,862	97,196	Large	Switzerland	Communication Services
Deere & Co	0.03	141,266	559,488	Large	United States	Industrials
Repsol SA	0.03	141,258	2,216,716	Large	Spain	Energy
Waste Connections Inc	0.03	140,766	866,463	Large	United States	Industrials
Castellum AB	0.03	140,124	1,160,908	Medium	Sweden	Real Estate
STORE Capital Corp	0.03	139,768	791,808	Medium	United States	Real Estate
Bayerische Motoren Werke AG	0.03	139,503	489,640	Giant	Germany	Consumer Cyclical
VICI Properties Inc Ordinary Shares	0.03	139,408	1,017,776	Medium	United States	Real Estate
Mylan NV	0.03	139,221	2,254,929	Large	United States	Healthcare
National Grid PLC	0.03	139,120	4,282,666	Large	United Kingdom	Utilities
American Renal Associates Holdings Inc	0.03	138,961	625,411	Micro	United States	Healthcare
Merlin Properties SOCIMI SA	0.03	137,995	1,531,057	Medium	Spain	Real Estate
Merck KGaA	0.03	137,363	427,527	Large	Germany	Healthcare
Duke Realty Corp	0.03	137,113	1,147,653	Medium	United States	Real Estate
Orix Jreit Inc	0.03	137,045	13,304	Medium	Japan	Real Estate
Deutsche Wohnen SE	0.03	136,400	1,140,864	Large	Germany	Real Estate
ICICI Bank Ltd ADR	0.03	136,021	755,745	Giant	India	Financial Services
SBA Communications Corp	0.03	135,581	494,311	Large	United States	Communication Services
Sun Communities Inc	0.03	133,650	216,707	Medium	United States	Real Estate
Sberbank of Russia PJSC ADR	0.02	131,285	720,420	Giant	Russia	Financial Services
China Overseas Land & Investment Ltd	0.02	130,890	8,344,362	Giant	China	Real Estate
Columbia Property Trust Inc	0.02	129,889	1,377,284	Small	United States	Real Estate
Healthcare Services Group Inc	0.02	129,596	333,338	Small	United States	Industrials
Tata Consultancy Services Ltd	0.02	128,874	181,794	Giant	India	Technology
Scentre Group	0.02	127,620	13,709,987	Large	Australia	Real Estate
Air Products & Chemicals Inc	0.02	127,589	140,190	Large	United States	Basic Materials
First Capital Realty Inc	0.02	127,125	1,375,104	Medium	Canada	Real Estate
Credit Agricole SA	0.02	127,124	3,072,011	Large	France	Financial Services
Duke Energy Corp	0.02	126,686	869,872	Large	United States	Utilities
Enel SpA	0.02	126,219	8,624,190	Giant	Italy	Utilities
Woodside Petroleum Ltd	0.02	126,210	1,583,822	Large	Australia	Energy
Thor Industries Inc	0.02	125,472	244,630	Medium	United States	Consumer Cyclical
Swire Properties Ltd	0.02	125,169	10,387,748	Giant	Hong Kong	Real Estate
Hulic Co Ltd	0.02	124,590	5,048,031	Medium	Japan	Real Estate
HCP Inc	0.02	124,011	3,027,730	Medium	United States	Real Estate
Cousins Properties Inc	0.02	123,723	2,501,804	Medium	United States	Real Estate
NTT DOCOMO Inc	0.02	122,257	1,643,086	Giant	Japan	Communication Services
Taubman Centers Inc	0.02	121,214	367,782	Medium	United States	Real Estate
Sumitomo Realty & Development Co Ltd	0.02	121,145	1,095,647	Large	Japan	Real Estate
UBS Group AG	0.02	120,686	1,822,812	Giant	Switzerland	Financial Services

# Target Date Fund 2020

			<b>Total Stocks</b> 6752	<b>Total Bonds</b> 10626	<b>Total Cash</b> 415	
<b>Stock Portfolio Analysis</b> as of 09-30-18						
Security Name	Net Assets %	Market Value \$	Shares Owned	Market Cap	Country	Sector
L'Oreal SA	0.02	120,685	119,383	Giant	France	Consumer Defensive
Goodman Group	0.02	119,760	6,614,167	Large	Australia	Real Estate
Legal & General Group PLC	0.02	119,427	12,926,401	Large	United Kingdom	Financial Services
BT Group PLC	0.02	119,317	15,043,511	Large	United Kingdom	Communication Services
Mitsubishi Corp	0.02	118,753	1,433,770	Giant	Japan	Industrials
Prudential PLC	0.02	117,231	1,255,341	Giant	United Kingdom	Financial Services
UCB SA	0.02	116,927	491,601	Large	Belgium	Healthcare
Japan Hotel REIT Investment Corp	0.02	115,580	28,539	Medium	Japan	Real Estate
Ameriprise Financial Inc	0.02	114,633	488,130	Large	United States	Financial Services
Telefonica SA	0.02	114,095	5,580,804	Large	Spain	Communication Services
Camden Property Trust	0.02	111,953	238,976	Medium	United States	Real Estate
Air Liquide SA	0.02	111,175	218,851	Giant	France	Basic Materials
VEREIT Inc Class A	0.02	110,407	3,030,895	Medium	United States	Real Estate
Deutsche Bank AG	0.02	110,255	3,871,585	Large	Germany	Financial Services
Marriott Vacations Worldwide Corp	0.02	109,139	121,165	Medium	United States	Consumer Cyclical
American Homes 4 Rent Class A	0.02	109,040	1,021,523	Medium	United States	Real Estate
DXP Enterprises Inc	0.02	107,142	337,913	Micro	United States	Industrials
Nomura Real Estate Master Fund Inc	0.02	106,949	40,070	Medium	Japan	Real Estate
Grupo Financiero Banorte SAB de CV Class O	0.02	105,639	1,633,306	Giant	Mexico	Financial Services
Nippon Building Fund Inc	0.02	105,582	6,804	Large	Japan	Real Estate
Proximus SA	0.02	105,521	1,848,879	Medium	Belgium	Communication Services
CyrusOne Inc	0.02	105,222	347,072	Medium	United States	Real Estate
Honda Motor Co Ltd	0.02	105,195	1,459,618	Giant	Japan	Consumer Cyclical
Segro PLC	0.02	104,853	5,958,855	Medium	United Kingdom	Real Estate
Geberit AG	0.02	104,743	95,103	Large	Switzerland	Basic Materials
Wheelock and Co Ltd	0.02	104,480	6,499,856	Large	Hong Kong	Real Estate
American Electric Power Co Inc	0.02	104,435	1,029,579	Large	United States	Utilities
Volkswagen AG Participating Preferred	0.02	104,345	250,989		Germany	Consumer Cyclical
Engie SA	0.02	103,301	3,004,338	Large	France	Utilities
Takeda Pharmaceutical Co Ltd	0.02	102,850	1,032,633	Giant	Japan	Healthcare
Crown Castle International Corp	0.02	102,105	210,355	Large	United States	Real Estate
Hammerson PLC	0.02	100,129	3,489,302	Medium	United Kingdom	Real Estate
Chevron Corp	0.02	99,645	96,553	Giant	United States	Energy
Naspers Ltd Class N	0.02	99,380	24,887	Giant	South Africa	Technology
Tesco PLC	0.02	99,269	14,133,869	Large	United Kingdom	Consumer Defensive
Glencore PLC	0.02	99,181	6,658,948	Giant	Switzerland	Basic Materials
Seven & i Holdings Co Ltd	0.02	98,988	992,022	Giant	Japan	Consumer Defensive
Fabege AB	0.02	98,849	738,163	Medium	Sweden	Real Estate
T&D Holdings Inc	0.02	98,825	2,677,136	Large	Japan	Financial Services
American Campus Communities Inc	0.02	98,651	791,034	Medium	United States	Real Estate
Bank Rakyat Indonesia (Persero) Tbk Class B	0.02	98,389	41,114,868	Giant	Indonesia	Financial Services
Japan Real Estate Investment Corp	0.02	98,236	10,434	Large	Japan	Real Estate
Mack-Cali Realty Corp	0.02	98,043	566,474	Small	United States	Real Estate
Cisco Systems Inc	0.02	97,981	242,682	Giant	United States	Technology
Ado Properties SA	0.02	97,592	346,713	Small	Germany	Real Estate
Japan Retail Fund Investment Corp	0.02	97,489	30,174	Medium	Japan	Real Estate
NCsoft Corp	0.02	96,907	14,454	Large	South Korea	Technology
BankUnited Inc	0.02	96,608	2,037,698	Medium	United States	Financial Services
Mori Hills Reit Investment Corp	0.02	96,178	8,040	Medium	Japan	Real Estate
Eni SpA	0.02	95,760	1,522,896	Giant	Italy	Energy
Vinci SA	0.02	95,081	302,314	Giant	France	Industrials
Danone SA	0.02	93,925	371,751	Giant	France	Consumer Defensive
Adtran Inc	0.02	93,590	575,511	Small	United States	Technology
Intel Corp	0.02	93,388	249,662	Giant	United States	Technology
Safran SA	0.02	93,070	205,433	Giant	France	Industrials

# Target Date Fund 2020

**Total Stocks**  
6752

**Total Bonds**  
10626

**Total Cash**  
415

## Stock Portfolio Analysis as of 09-30-18

Security Name	Net Assets %	Market Value \$	Shares Owned	Market Cap	Country	Sector
Petroleo Brasileiro SA Petrobras ADR	0.02	92,398	317,667	Giant	Brazil	Energy
Maxim Integrated Products Inc	0.02	91,765	1,479,918	Medium	United States	Technology
Koninklijke Ahold Delhaize NV	0.02	91,513	1,926,579	Large	Netherlands	Consumer Defensive
Nippon Telegraph & Telephone Corp	0.02	91,475	978,104	Giant	Japan	Communication Services
Diamondrock Hospitality Co	0.02	91,419	1,905,830	Small	United States	Real Estate
General Motors Co	0.02	91,369	1,851,835	Large	United States	Consumer Cyclical
Aegon NV	0.02	91,245	6,809,223	Large	Netherlands	Financial Services
SunTrust Banks Inc	0.02	91,172	1,190,954	Large	United States	Financial Services
BHP Billiton PLC	0.02	91,068	1,321,669	Large	United Kingdom	Basic Materials
United Urban Investment Corp	0.02	90,462	34,879	Medium	Japan	Real Estate
Hana Financial Group Inc	0.02	89,730	139,377	Large	South Korea	Financial Services
Baidu Inc ADR	0.02	89,360	23,476	Giant	China	Technology
Procter & Gamble Co	0.02	88,689	141,854	Giant	United States	Consumer Defensive
Piedmont Office Realty Trust Inc	0.02	88,206	617,349	Small	United States	Real Estate
Linde AG Bearer Shs Br Shares submitted for exchange	0.02	87,184	121,727		Germany	Basic Materials
Schneider Electric SE	0.02	86,851	357,804	Large	France	Industrials
Bank Of China Ltd H	0.02	86,427	18,159,096	Giant	China	Financial Services
Smith & Nephew PLC	0.02	86,290	2,421,796	Large	United Kingdom	Healthcare
ABB Ltd	0.02	86,184	1,218,352	Giant	Switzerland	Industrials
Boeing Co	0.02	86,169	31,746	Giant	United States	Industrials
Reliance Industries Ltd ADR	0.02	85,625	252,860	Giant	India	Energy
UNITE Group PLC	0.02	85,600	877,704	Medium	United Kingdom	Real Estate
Exelon Corp	0.02	85,513	1,879,597	Large	United States	Utilities
Royal Philips NV	0.02	84,681	631,981	Large	Netherlands	Healthcare
Cie Financiere Richemont SA	0.02	84,078	353,170	Large	Switzerland	Consumer Cyclical
Westlake Chemical Corp	0.02	83,639	871,599	Medium	United States	Basic Materials
Entra ASA	0.02	83,210	1,445,590	Small	Norway	Real Estate
New World Development Co Ltd	0.02	82,979	28,838,649	Large	Hong Kong	Real Estate
RELX PLC	0.02	82,331	1,366,815	Giant	United Kingdom	Consumer Cyclical
CapitalLand Commercial Trust	0.02	82,166	38,044,178	Large	Singapore	Real Estate
Nintendo Co Ltd	0.02	81,826	78,896	Giant	Japan	Technology
Rio Tinto Ltd	0.02	81,502	775,823	Large	Australia	Basic Materials
Japan Tobacco Inc	0.02	81,437	1,692,391	Giant	Japan	Consumer Defensive
Hysan Development Co Ltd	0.02	81,146	7,787,527	Large	Hong Kong	Real Estate
Kering SA	0.02	80,894	53,705	Giant	France	Consumer Cyclical
Royal Mail PLC	0.02	80,829	7,103,965	Medium	United Kingdom	Industrials
Wesfarmers Ltd	0.02	80,821	798,942	Giant	Australia	Consumer Defensive
CNOOC Ltd	0.02	80,278	4,514,611	Giant	China	Energy
Riocan Real Estate Investment Trust	0.02	79,474	552,385	Medium	Canada	Real Estate
Grand City Properties SA	0.02	79,357	394,258	Medium	Germany	Real Estate
Chesapeake Lodging Trust	0.01	79,105	375,530	Small	United States	Real Estate
Kao Corp	0.01	79,060	356,554	Giant	Japan	Consumer Defensive
Yum Brands Inc	0.01	79,052	953,369	Large	United States	Consumer Cyclical
Sands China Ltd	0.01	78,752	7,773,718	Giant	Macao	Consumer Cyclical
United Microelectronics Corp	0.01	77,298	10,582,975	Large	Taiwan	Technology
Tokyo Tatemono Co Ltd	0.01	77,158	3,195,773	Medium	Japan	Real Estate
Derwent London PLC	0.01	76,515	284,058	Medium	United Kingdom	Real Estate
Corning Inc	0.01	76,233	2,360,455	Large	United States	Technology
Kenedix Office Investment Corp	0.01	76,058	3,255	Medium	Japan	Real Estate
CK Hutchison Holdings Ltd	0.01	75,964	3,834,073	Giant	Hong Kong	Industrials
Credit Suisse Group AG	0.01	75,954	1,915,497	Large	Switzerland	Financial Services
Ally Financial Inc	0.01	75,597	2,945,040	Medium	United States	Financial Services
CLP Holdings Ltd	0.01	75,425	3,773,416	Giant	Hong Kong	Utilities
Barclays PLC	0.01	75,341	12,858,151	Large	United Kingdom	Financial Services
Intesa Sanpaolo	0.01	75,228	11,265,694	Large	Italy	Financial Services

# Target Date Fund 2020

			<b>Total Stocks</b> 6752	<b>Total Bonds</b> 10626	<b>Total Cash</b> 415	
<b>Stock Portfolio Analysis</b> as of 09-30-18						
Security Name	Net Assets %	Market Value \$	Shares Owned	Market Cap	Country	Sector
Catcher Technology Co Ltd	0.01	75,099	451,788	Large	Taiwan	Industrials
Kirin Holdings Co Ltd	0.01	74,865	1,724,365	Large	Japan	Consumer Defensive
Komatsu Ltd	0.01	74,445	1,452,440	Giant	Japan	Industrials
Carrefour	0.01	74,296	2,306,057	Large	France	Consumer Defensive
Nomura Real Estate Holdings Inc	0.01	74,072	1,930,837	Medium	Japan	Real Estate
ITOCHU Corp	0.01	73,749	2,413,283	Giant	Japan	Industrials
Guangzhou R&F Properties Co Ltd H	0.01	73,179	10,468,506	Large	China	Real Estate
Recruit Holdings Co Ltd	0.01	72,672	862,612	Giant	Japan	Industrials
Suzuki Motor Corp	0.01	72,484	771,301	Large	Japan	Consumer Cyclical
Coca-Cola European Partners PLC	0.01	71,738	971,714	Large	United Kingdom	Consumer Defensive
Deutsche Boerse AG	0.01	71,585	329,722	Large	Germany	Financial Services
JXTG Holdings Inc	0.01	71,459	5,848,340	Large	Japan	Energy
Macy's Inc	0.01	71,361	3,070,787	Medium	United States	Consumer Cyclical
Kilroy Realty Corp	0.01	71,309	311,915	Medium	United States	Real Estate
Swiss Prime Site AG	0.01	70,481	517,527	Medium	Switzerland	Real Estate
Telstra Corp Ltd	0.01	70,422	19,154,819	Giant	Australia	Communication Services
NTT Data Corp	0.01	70,023	3,191,117	Large	Japan	Technology
Hon Hai Precision Industry Co Ltd	0.01	69,825	3,350,609	Giant	Taiwan	Technology
Continental Resources Inc	0.01	69,596	1,742,912	Large	United States	Energy
QTS Realty Trust Inc Class A	0.01	68,043	361,510	Small	United States	Real Estate
Dr Pepper Snapple Group Inc	0.01	67,784	1,194,737	Large	United States	Consumer Defensive
DBS Group Holdings Ltd	0.01	67,296	1,508,479	Giant	Singapore	Financial Services
Lendlease Group	0.01	66,911	2,742,694	Large	Australia	Real Estate
Astellas Pharma Inc	0.01	66,842	2,532,621	Giant	Japan	Healthcare
Tier REIT Inc	0.01	66,788	922,865	Small	United States	Real Estate
Netflix Inc	0.01	66,678	31,557	Giant	United States	Consumer Cyclical
DNB ASA	0.01	66,402	2,100,272	Large	Norway	Financial Services
Hong Kong Exchanges and Clearing Ltd	0.01	66,213	1,006,123	Giant	Hong Kong	Financial Services
Tokio Marine Holdings Inc	0.01	65,939	580,277	Giant	Japan	Financial Services
Great Portland Estates PLC	0.01	65,931	1,212,905	Small	United Kingdom	Real Estate
Hitachi Ltd	0.01	65,484	847,416	Giant	Japan	Technology
Societe Generale SA	0.01	65,412	670,700	Large	France	Financial Services
Daikin Industries Ltd	0.01	65,174	216,266	Giant	Japan	Basic Materials
Munchener Ruckversicherungs-Gesellschaft AG	0.01	65,059	129,991	Large	Germany	Financial Services
Nordea Bank Abp DR	0.01	64,982	2,639,424	Large	Finland	Financial Services
Oil Search Ltd	0.01	64,393	6,766,761	Large	Papua New Guinea	Energy
Natixis	0.01	64,347	6,510,941	Large	France	Financial Services
CaixaBank SA	0.01	64,097	9,662,250	Large	Spain	Financial Services
China Resources Land Ltd	0.01	63,643	6,577,761	Giant	China	Real Estate
Nidec Corp	0.01	63,510	200,124	Giant	Japan	Industrials
Renault SA	0.01	63,491	510,738	Large	France	Consumer Cyclical
Veolia Environnement SA	0.01	63,404	2,213,492	Medium	France	Industrials
Shin-Etsu Chemical Co Ltd	0.01	63,246	324,990	Giant	Japan	Basic Materials
Telenor ASA	0.01	62,855	2,260,662	Large	Norway	Communication Services
Warehouses De Pauw	0.01	62,823	77,600	Medium	Belgium	Real Estate
Canon Inc	0.01	62,399	906,101	Giant	Japan	Industrials
Nokia Oyj	0.01	61,765	5,190,662	Large	Finland	Technology
Bajaj Auto Ltd	0.01	61,612	137,764	Large	India	Consumer Cyclical
Etablissements Franz Colruyt NV	0.01	61,608	780,511	Medium	Belgium	Consumer Defensive
AbbVie Inc	0.01	61,304	124,831	Giant	United States	Healthcare
Ventas Inc	0.01	61,181	411,201	Large	United States	Real Estate
Ono Pharmaceutical Co Ltd	0.01	60,615	1,561,315	Large	Japan	Healthcare
Fujitsu Ltd	0.01	60,596	620,013	Large	Japan	Technology
China Petroleum & Chemical Corp H Shares	0.01	60,511	5,359,053	Giant	China	Energy
AerCap Holdings NV	0.01	60,432	1,686,532	Medium	Netherlands	Industrials

# Target Date Fund 2020

**Total Stocks**  
6752

**Total Bonds**  
10626

**Total Cash**  
415

## Stock Portfolio Analysis as of 09-30-18

Security Name	Net Assets %	Market Value \$	Shares Owned	Market Cap	Country	Sector
Fresenius SE & Co KGaA	0.01	60,211	392,090	Large	Germany	Healthcare
SmartCentres Real Estate Investment Trust	0.01	60,183	878,876	Medium	Canada	Real Estate
CNOOC Ltd ADR	0.01	59,976	16,821	Giant	China	Energy
CBS Corp Class B	0.01	59,861	1,250,642	Large	United States	Consumer Cyclical
Ascendas Real Estate Investment Trust	0.01	59,123	28,340,700	Large	Singapore	Real Estate
Kansai Electric Power Co Inc	0.01	59,060	2,930,315	Large	Japan	Utilities
Voya Financial Inc	0.01	59,000	1,757,320	Medium	United States	Financial Services
Central Japan Railway Co	0.01	58,953	138,251	Giant	Japan	Industrials
Shinhan Financial Group Co Ltd	0.01	58,765	132,331	Giant	South Korea	Financial Services
PPG Industries Inc	0.01	58,739	666,054	Large	United States	Basic Materials
Valeo SA	0.01	58,510	1,017,378	Medium	France	Consumer Cyclical
Fast Retailing Co Ltd	0.01	58,346	56,475	Giant	Japan	Consumer Cyclical
Mitsui & Co Ltd	0.01	58,047	1,618,918	Giant	Japan	Energy
Macquarie Group Ltd	0.01	58,032	315,989	Giant	Australia	Financial Services
Swiss Re AG	0.01	58,028	311,850	Large	Switzerland	Financial Services
Shiseido Co Ltd	0.01	57,886	371,750	Giant	Japan	Consumer Defensive
Hong Kong and China Gas Co Ltd	0.01	57,560	22,254,408	Giant	Hong Kong	Utilities
Amgen Inc	0.01	57,504	56,956	Giant	United States	Healthcare
Walmart Inc	0.01	57,316	125,721	Giant	United States	Consumer Defensive
Firststrand Ltd	0.01	57,134	1,688,952	Large	South Africa	Financial Services
Medtronic PLC	0.01	56,940	120,021	Giant	United States	Healthcare
Brambles Ltd	0.01	56,381	5,605,862	Large	Australia	Industrials
Nippon Prologis REIT Inc	0.01	56,245	27,652	Medium	Japan	Real Estate
Tokyo Electric Power Co Holdings	0.01	56,242	8,995,752	Large	Japan	Utilities
East Japan Railway Co	0.01	56,212	309,903	Giant	Japan	Industrials
Hindustan Unilever Ltd	0.01	56,121	221,841	Giant	India	Consumer Defensive
McDonald's Corp	0.01	55,570	70,575	Giant	United States	Consumer Cyclical
Anglogold Ashanti Ltd ADR	0.01	55,543	437,914	Medium	South Africa	Basic Materials
Vicinity Centres	0.01	55,268	20,774,296	Large	Australia	Real Estate
Ctrip.com International Ltd ADR	0.01	55,054	233,823	Giant	China	Consumer Cyclical
Vale SA ADR	0.01	54,649	223,908	Giant	Brazil	Basic Materials
Murata Manufacturing Co Ltd	0.01	54,647	187,290	Giant	Japan	Technology
Hibernia REIT PLC	0.01	54,643	12,598,878	Small	Ireland	Real Estate
Volvo AB B	0.01	54,500	1,628,650	Large	Sweden	Industrials
CRH PLC	0.01	54,453	879,907	Large	United States	Basic Materials
Muenchener Rueckver Ag Reg Common Stock	0.01	54,075	69,484	—	—	—
Telefonaktiebolaget L M Ericsson B	0.01	54,005	3,243,673	Large	Sweden	Technology
AmorePacific Corp	0.01	53,550	23,790	Large	South Korea	Consumer Defensive
Vivendi SA	0.01	53,023	1,118,439	Large	France	Consumer Cyclical
Ptt PCL	0.01	52,740	5,148,714	—	Thailand	Energy
CITIC Ltd	0.01	52,404	3,659,895	Giant	China	Industrials
Gaming and Leisure Properties Inc	0.01	52,252	634,358	Medium	United States	Real Estate
Woolworths Group Ltd	0.01	52,243	1,418,350	Large	Australia	Consumer Defensive
BAE Systems PLC	0.01	52,170	3,507,103	Large	United Kingdom	Industrials
United Overseas Bank Ltd	0.01	51,912	1,453,331	Giant	Singapore	Financial Services
Sino Land Co Ltd	0.01	51,864	22,950,580	Large	Hong Kong	Real Estate
3M Co	0.01	51,443	56,032	Giant	United States	Industrials
The Wharf (Holdings) Ltd	0.01	51,389	14,459,938	Large	Hong Kong	Real Estate
Panasonic Corp	0.01	51,232	2,471,495	Large	Japan	Technology
UOL Group Ltd	0.01	51,169	10,859,127	Large	Singapore	Real Estate
Infosys Ltd ADR	0.01	50,799	549,878	Giant	India	Technology
Oversea-Chinese Banking Corp Ltd	0.01	50,799	3,440,228	Giant	Singapore	Financial Services
Wirecard AG	0.01	50,723	132,811	Large	Germany	Technology
UDR Inc	0.01	50,704	553,082	Medium	United States	Real Estate
Asahi Kasei Corp	0.01	50,634	2,913,309	Large	Japan	Basic Materials

# Target Date Fund 2020

**Total Stocks**  
6752

**Total Bonds**  
10626

**Total Cash**  
415

## Stock Portfolio Analysis as of 09-30-18

Security Name	Net Assets %	Market Value \$	Shares Owned	Market Cap	Country	Sector
Infinion Technologies AG	0.01	50,623	1,267,031	Large	Germany	Technology
Adecco Group AG	0.01	50,482	839,951	Medium	Switzerland	Industrials
Standard Bank Group Ltd	0.01	49,860	377,499	Large	South Africa	Financial Services
Ancor Ltd	0.01	49,825	4,466,657	Large	Australia	Consumer Cyclical
Nucor Corp	0.01	49,812	1,267,762	Large	United States	Basic Materials
Lonza Group Ltd	0.01	49,792	84,339	Large	Switzerland	Healthcare
Inpex Corp	0.01	49,676	3,542,436	Large	Japan	Energy
Mapletree Logistics Trust	0.01	49,625	23,084,664	Medium	Singapore	Real Estate
NetEase Inc ADR	0.01	49,380	21,648	Giant	China	Technology
MAN SE	0.01	49,202	406,299	Large	Germany	Industrials
Singapore Telecommunications Ltd	0.01	49,057	6,512,234	Large	Singapore	Communication Services
Mitsubishi Electric Corp	0.01	48,973	2,101,525	Giant	Japan	Technology
Altria Group Inc	0.01	48,854	195,764	Giant	United States	Consumer Defensive
Eurocommercial Properties NV	0.01	48,535	288,857	Large	Italy	Real Estate
Heineken NV	0.01	48,534	307,031	Giant	Netherlands	Consumer Defensive
Caltex Australia Ltd	0.01	48,494	2,043,607	Medium	Australia	Energy
Eisai Co Ltd	0.01	48,432	295,753	Giant	Japan	Healthcare
Daiichi Sankyo Co Ltd	0.01	48,317	664,167	Giant	Japan	Healthcare
CapitalLand Mall Trust	0.01	48,062	33,702,433	Large	Singapore	Real Estate
Nissan Motor Co Ltd	0.01	48,039	4,719,917	Giant	Japan	Consumer Cyclical
LafargeHolcim Ltd	0.01	48,029	583,150	Large	Switzerland	Basic Materials
Salesforce.com Inc	0.01	47,984	74,241	Giant	United States	Technology
Stockland Corp Ltd	0.01	47,616	13,115,336	Large	Australia	Real Estate
Obayashi Corp	0.01	47,529	4,665,083	Medium	Japan	Industrials
Apartment Investment & Management Co	0.01	47,527	506,711	Medium	United States	Real Estate
MGM Growth Properties LLC A	0.01	47,345	345,805	Medium	United States	Real Estate
Weibo Corp ADR Class A	0.01	47,284	118,846	Large	China	Technology
Akzo Nobel NV	0.01	47,211	307,869	Large	Netherlands	Basic Materials
Hyundai Motor Co	0.01	46,786	47,948	Giant	South Korea	Consumer Cyclical
XL Group Ltd	0.01	46,682	1,536,571	Medium	United States	Financial Services
Telia Company AB	0.01	46,568	9,621,272	Large	Sweden	Communication Services
Anglo American PLC	0.01	46,493	1,281,934	Large	United Kingdom	Basic Materials
Sky PLC	0.01	46,434	1,277,486	Large	United Kingdom	Communication Services
Standard Chartered PLC	0.01	46,156	3,470,731	Large	United Kingdom	Financial Services
AEON REIT Investment Corp	0.01	45,943	9,508	Medium	Japan	Real Estate
Sampo Oyj A	0.01	45,828	555,959	Large	Finland	Financial Services
Qualcomm Inc	0.01	45,683	163,911	Giant	United States	Technology
Kimco Realty Corp	0.01	45,599	1,335,790	Medium	United States	Real Estate
Givaudan SA	0.01	45,440	11,709	Large	Switzerland	Basic Materials
Asahi Group Holdings Ltd	0.01	45,439	1,019,213	Large	Japan	Consumer Defensive
Santos Ltd	0.01	45,431	8,416,507	Large	Australia	Energy
PSP Swiss Property AG	0.01	45,321	109,216	Medium	Switzerland	Real Estate
Denso Corp	0.01	45,116	545,262	Giant	Japan	Consumer Cyclical
Want Want China Holdings Ltd	0.01	45,061	6,647,863	Large	China	Consumer Defensive
Bridgestone Corp	0.01	45,047	761,944	Large	Japan	Consumer Cyclical
Plains GP Holdings LP Class A	0.01	45,045	2,771,730	Medium	United States	Energy
Samsung Heavy Industries Co Ltd	0.01	45,027	768,473	Large	South Korea	Industrials
E.ON SE	0.01	44,911	2,824,122	Large	Germany	Utilities
Swedbank AB A	0.01	44,867	1,161,421	Large	Sweden	Financial Services
Hannover Rueck SE	0.01	44,832	312,654	Large	Germany	Financial Services
United Technologies Corp	0.01	44,792	84,447	Giant	United States	Industrials
Wihlborgs Fastigheter AB	0.01	44,771	850,145	Small	Sweden	Real Estate
China Oilfield Services Ltd H	0.01	44,652	5,160,119	Large	China	Energy
PayPal Holdings Inc	0.01	44,634	134,409	Giant	United States	Financial Services
Larsen & Toubro Ltd	0.01	44,583	305,473	Giant	India	Industrials

# Target Date Fund 2020

		<b>Total Stocks</b> 6752		<b>Total Bonds</b> 10626		<b>Total Cash</b> 415
<b>Stock Portfolio Analysis</b> as of 09-30-18						
Security Name	Net Assets %	Market Value \$	Shares Owned	Market Cap	Country	Sector
Hoya Corp	0.01	44,324	484,596	Large	Japan	Technology
Coca-Cola Amatil Ltd	0.01	44,312	6,260,643	Medium	Australia	Consumer Defensive
Fresenius Medical Care AG & Co. KGaA	0.01	44,180	279,925	Large	Germany	Healthcare
Barry Callebaut AG	0.01	44,145	23,275	Medium	Switzerland	Consumer Defensive
Costco Wholesale Corp	0.01	43,894	50,266	Giant	United States	Consumer Defensive
Mitsubishi Chemical Holdings Corp	0.01	43,472	4,615,751	Large	Japan	Basic Materials
China Merchants Bank Co Ltd Class H	0.01	43,326	1,377,655	Giant	China	Financial Services
China Railway Group Ltd H	0.01	43,147	5,645,545	Giant	China	Industrials
SK Innovation Co Ltd	0.01	43,105	28,594	Large	South Korea	Energy
Grainger PLC	0.01	43,072	5,311,878	Small	United Kingdom	Real Estate
Rolls-Royce Holdings PLC	0.01	43,034	2,236,959	Large	United Kingdom	Industrials
Tokyo Electron Ltd	0.01	42,940	209,547	Large	Japan	Technology
China National Building Material Co Ltd H	0.01	42,695	6,303,508	Large	China	Basic Materials
Charoen Pokphand Foods PCL	0.01	42,555	4,255,811	Large	Thailand	Consumer Defensive
Reliance Industries Ltd	0.01	42,522	309,868	Giant	India	Energy
Compagnie de Saint-Gobain SA	0.01	42,473	667,540	Large	France	Basic Materials
Home Product Center PCL	0.01	42,381	6,844,383		Thailand	Consumer Cyclical
Transurban Group	0.01	42,274	3,549,667	Large	Australia	Industrials
Investor AB B	0.01	42,164	622,987	Large	Sweden	Financial Services
ORIX Corp	0.01	41,995	1,775,800	Large	Japan	Financial Services
PG&E Corp	0.01	41,959	1,139,858	Large	United States	Utilities
Henkel AG & Co KGaA Participating Preferred	0.01	41,834	245,381		Germany	Consumer Defensive
Kungsholmen AB	0.01	41,830	2,824,167	Small	Sweden	Real Estate
Sinopharm Group Co Ltd H	0.01	41,754	1,143,848	Large	China	Healthcare
China Pacific Insurance (Group) Co Ltd H	0.01	41,730	2,198,944	Giant	China	Financial Services
Teva Pharmaceutical Industries Ltd ADR	0.01	41,610	1,336,544	Large	Israel	Healthcare
Hermes International SA	0.01	41,425	43,456	Giant	France	Consumer Cyclical
Hang Seng Bank Ltd	0.01	41,287	1,060,073	Giant	Hong Kong	Financial Services
UPM-Kymmene Oyj	0.01	41,227	733,603	Large	Finland	Basic Materials
Tokyo Gas Co Ltd	0.01	40,893	1,797,538	Large	Japan	Utilities
Oriental Land Co Ltd	0.01	40,885	275,339	Giant	Japan	Consumer Cyclical
ArcelorMittal SA	0.01	40,809	925,216	Large	United States	Basic Materials
China Shenhua Energy Co Ltd H	0.01	40,801	2,450,190	Giant	China	Basic Materials
Validus Holdings Ltd	0.01	40,535	1,231,817		United States	Financial Services
Assicurazioni Generali	0.01	40,502	1,666,384	Large	Italy	Financial Services
Hulic Reit Inc	0.01	40,463	14,287	Medium	Japan	Real Estate
Cie Generale des Etablissements Michelin SA	0.01	40,438	240,853	Large	France	Consumer Cyclical
Assa Abloy AB B	0.01	40,305	1,432,191	Large	Sweden	Industrials
Booking Holdings Inc	0.01	40,229	5,951	Giant	United States	Consumer Cyclical
GLP J-REIT	0.01	40,201	10,876	Medium	Japan	Real Estate
Capgemini SE	0.01	40,076	228,743	Large	France	Technology
America Movil SAB de CV ADR	0.01	39,956	192,620	Giant	Mexico	Communication Services
Safestore Holdings PLC	0.01	39,544	1,504,395	Small	United Kingdom	Real Estate
Suntec Real Estate Investment Trust	0.01	39,518	38,766,525	Large	Singapore	Real Estate
Ferguson PLC	0.01	39,462	339,029	Large	United States	Industrials
Sandvik AB	0.01	39,295	1,621,939	Large	Sweden	Industrials
Kuehne + Nagel International AG	0.01	39,253	278,399	Large	Switzerland	Industrials
Hufvudstaden AB A	0.01	39,178	695,336	Medium	Sweden	Real Estate
Legrand SA	0.01	38,900	394,963	Large	France	Industrials
Sinopec Shanghai Petrochemical Co Ltd H	0.01	38,826	8,757,602	Large	China	Energy
ConocoPhillips	0.01	38,767	152,539	Large	United States	Energy
Svenska Handelsbanken A	0.01	38,630	2,279,385	Large	Sweden	Financial Services
Agricultural Bank of China Ltd H	0.01	38,627	10,869,599	Giant	China	Financial Services
Singapore Telecommunications Ltd	0.01	38,575	12,146,979	Giant	Singapore	Communication Services
Brandywine Realty Trust	0.01	38,568	1,422,462	Small	United States	Real Estate

# Target Date Fund 2020

**Total Stocks**  
6752

**Total Bonds**  
10626

**Total Cash**  
415

## Stock Portfolio Analysis as of 09-30-18

Security Name	Net Assets %	Market Value \$	Shares Owned	Market Cap	Country	Sector
LaSalle LOGIPORT REIT	0.01	38,510	11,110	Small	Japan	Real Estate
Anhui Conch Cement Co Ltd H Shares	0.01	38,502	927,183	Giant	China	Basic Materials
Credicorp Ltd	0.01	38,477	24,065	Giant	Peru	Financial Services
Otsuka Holdings Co Ltd	0.01	38,418	571,158	Giant	Japan	Healthcare
Continental AG	0.01	38,319	165,360	Large	Germany	Consumer Cyclical
City Developments Ltd	0.01	38,166	8,212,889	Large	Singapore	Consumer Cyclical
Dassault Systemes SE	0.01	38,015	192,589	Large	France	Technology
Cemex SAB de CV ADR	0.01	37,978	471,988	Large	Mexico	Basic Materials
Yandex NV	0.01	37,879	94,055	Medium	Russia	Technology
Kyocera Corp	0.01	37,773	479,622	Large	Japan	Technology
Toshiba Corp	0.01	37,683	995,745	Large	Japan	Industrials
Sika AG Registered Shares	0.01	37,669	197,716	Micro	Switzerland	Basic Materials
Koninklijke DSM NV	0.01	37,666	271,764	Large	Netherlands	Basic Materials
Danske Bank A/S	0.01	37,661	1,096,087	Large	Denmark	Financial Services
Azul SA ADR	0.01	37,620	186,779	Medium	Brazil	Industrials
Henderson Land Development Co Ltd	0.01	37,573	7,827,109	Giant	Hong Kong	Real Estate
Fomento Economico Mexicano SAB de CV ADR	0.01	37,570	31,257	Giant	Mexico	Consumer Defensive
Covivio	0.01	37,511	377,564	Medium	France	Real Estate
LG Chem Ltd	0.01	37,508	16,292	Giant	South Korea	Basic Materials
Sumitomo Corp	0.01	37,413	1,726,590	Large	Japan	Industrials
London Stock Exchange Group PLC	0.01	37,384	481,634	Large	United Kingdom	Financial Services
KBC Group SA/NV	0.01	37,320	386,830	Large	Belgium	Financial Services
Japan Post Holdings Co Ltd	0.01	37,274	2,419,396	Giant	Japan	Financial Services
Chubu Electric Power Co Inc	0.01	37,186	2,920,938	Large	Japan	Utilities
WPP PLC	0.01	37,168	1,964,227	Large	United Kingdom	Consumer Cyclical
Fiat Chrysler Automobiles NV	0.01	37,128	1,641,020	Large	United Kingdom	Consumer Cyclical
Petroleo Brasileiro SA Petrobras ADR	0.01	37,101	256,295	Giant	Brazil	Energy
Corporate Office Properties Trust	0.01	37,039	749,617	Small	United States	Real Estate
China International Travel Service Corp Ltd Class A	0.01	36,839	566,236	Giant	China	Consumer Cyclical
Ryohin Keikaku Co Ltd	0.01	36,838	148,510	Large	Japan	Consumer Cyclical
Subaru Corp	0.01	36,760	939,949	Large	Japan	Consumer Cyclical
Lockheed Martin Corp	0.01	36,699	34,127	Giant	United States	Industrials
Kajima Corp	0.01	36,656	3,040,358	Large	Japan	Industrials
Snap-on Inc	0.01	36,652	471,110	Medium	United States	Industrials
Alpha Bank AE	0.01	36,483	3,890,344	Small	Greece	Financial Services
Skandinaviska Enskilda Banken AB A	0.01	36,476	2,578,204	Large	Sweden	Financial Services
Icade	0.01	36,419	425,708	Medium	France	Real Estate
Sumitomo Mitsui Trust Holdings Inc	0.01	36,407	1,073,486	Large	Japan	Financial Services
Taisei Corp	0.01	36,399	969,040	Large	Japan	Industrials
Pandox AB B	0.01	36,341	570,964	Medium	Sweden	Consumer Cyclical
Toray Industries Inc	0.01	36,153	5,881,226	Large	Japan	Consumer Cyclical
KONE Oyj B	0.01	36,025	538,805	Large	Finland	Industrials
Shimao Property Holdings Ltd	0.01	36,023	3,306,062	Large	China	Real Estate
Shoprite Holdings Ltd	0.01	36,022	413,211	Medium	South Africa	Consumer Cyclical
Shionogi & Co Ltd	0.01	36,020	440,601	Large	Japan	Healthcare
Terumo Corp	0.01	35,919	486,036	Large	Japan	Healthcare
China Longyuan Power Group Corp Ltd H	0.01	35,733	6,657,959	Large	China	Utilities
SMC Corp	0.01	35,732	89,962	Large	Japan	Industrials
Yum China Holdings Inc	0.01	35,673	495,706	Large	China	Consumer Cyclical
POSCO	0.01	35,415	20,220	Giant	South Korea	Basic Materials
AGL Energy Ltd	0.01	35,324	3,133,528	Large	Australia	Utilities
Shimizu Corp	0.01	35,304	4,840,530	Large	Japan	Industrials
ProSiebenSat 1 Media SE	0.01	35,261	1,700,936	Medium	Germany	Consumer Cyclical
Kasikornbank Public Co Ltd	0.01	35,200	463,971		Thailand	Financial Services
Wuliangye Yibin Co Ltd	0.01	35,182	566,824	Giant	China	Consumer Defensive



# Target Date Fund 2020

**Total Stocks**  
6752

**Total Bonds**  
10626

**Total Cash**  
415

## Stock Portfolio Analysis as of 09-30-18

Security Name	Net Assets %	Market Value \$	Shares Owned	Market Cap	Country	Sector
BOC Hong Kong Holdings Ltd	0.01	34,935	6,058,376	Giant	China	Financial Services
Cathay Financial Holding Co Ltd	0.01	34,845	3,122,155	Giant	Taiwan	Financial Services
Kerry Group PLC Class A	0.01	34,545	260,323	Large	Ireland	Consumer Defensive
United Parcel Service Inc Class B	0.01	34,487	101,126	Giant	United States	Industrials
Petrobras Distribuidora SA	0.01	34,486	1,152,361	Large	Brazil	Consumer Cyclical
Mercialys SA	0.01	34,469	656,380	Small	France	Real Estate
Urban&Civic PLC	0.01	34,366	2,663,733	Micro	United Kingdom	Real Estate
OTP Bank PLC	0.01	34,314	151,045	Medium	Hungary	Financial Services
Power Assets Holdings Ltd	0.01	34,279	6,345,564	Large	Hong Kong	Utilities
ITC Ltd	0.01	34,229	1,304,213	Giant	India	Consumer Defensive
DSV A/S	0.01	34,194	316,626	Large	Denmark	Industrials
CVS Health Corp	0.01	34,154	149,981	Large	United States	Healthcare
China Medical System Holdings Ltd	0.01	34,085	3,400,451	Large	China	Healthcare
FUJIFILM Holdings Corp	0.01	33,861	639,496	Large	Japan	Industrials
China Mobile Ltd	0.01	33,763	544,587	Giant	China	Communication Services
Gerda SA ADR	0.01	33,686	734,793	Large	Brazil	Basic Materials
CTBC Financial Holding Co Ltd	0.01	33,639	7,126,660	Large	Taiwan	Financial Services
Sumitomo Chemical Co Ltd	0.01	33,634	7,548,310	Large	Japan	Basic Materials
PT Telekomunikasi Indonesia (Persero) Tbk Class B	0.01	33,618	21,469,595	Giant	Indonesia	Communication Services
Hyundai Fire & Marine Insurance Co Ltd	0.01	33,575	152,081	Medium	South Korea	Financial Services
Kubota Corp	0.01	33,481	1,693,953	Large	Japan	Industrials
SECOM Co Ltd	0.01	33,334	353,166	Large	Japan	Industrials
BAIC Motor Corp Ltd H	0.01	33,310	6,987,145	Medium	China	Consumer Cyclical
St Modwen Properties PLC	0.01	32,937	2,135,670	Small	United Kingdom	Real Estate
Sberbank of Russia PJSC	0.01	32,902	1,731,406	Giant	Russia	Financial Services
Nomura Holdings Inc	0.01	32,856	6,027,315	Large	Japan	Financial Services
Country Garden Holdings Co Ltd	0.01	32,846	10,175,684	Giant	China	Real Estate
Ferrari NV	0.01	32,836	209,619	Large	United States	Consumer Cyclical
Daiwa House Industry Co Ltd	0.01	32,822	971,207	Large	Japan	Real Estate
Everest Re Group Ltd	0.01	32,788	317,089	Medium	United States	Financial Services
Nine Dragons Paper (Holdings) Ltd	0.01	32,747	4,541,947	Large	China	Basic Materials
Daiwa House REIT Investment Corp	0.01	32,490	19,314	Medium	Japan	Real Estate
Hennes & Mauritz AB B	0.01	32,392	1,557,848	Large	Sweden	Consumer Cyclical
Metro Ag Common Stock	0.01	32,212	981,789	—	—	—
Lotte Chemical Corp	0.01	32,122	18,462	Large	South Korea	Basic Materials
Nippon Steel & Sumitomo Metal Corp	0.01	32,081	1,360,942	Large	Japan	Basic Materials
The Foschini Group Ltd Common Stock Zar.0125	0.01	31,938	271,222	—	—	—
Powszechny Zaklad Ubezpieczen SA	0.01	31,677	761,446	Medium	Poland	Financial Services
The Royal Bank of Scotland Group PLC	0.01	31,457	8,835,092	Large	United Kingdom	Financial Services
BRF SA ADR	0.01	31,440	606,350	Medium	Brazil	Consumer Defensive
Peugeot SA	0.01	31,425	1,067,404	Large	France	Consumer Cyclical
Covestro AG	0.01	31,186	354,935	Large	Germany	Basic Materials
Kingfisher PLC	0.01	30,991	13,136,830	Medium	United Kingdom	Consumer Cyclical
Inventec Corp	0.01	30,965	6,121,155	Large	Taiwan	Technology
MS&AD Insurance Group Holdings Inc	0.01	30,838	862,157	Large	Japan	Financial Services
KB Financial Group Inc	0.01	30,804	109,399	Giant	South Korea	Financial Services
Mitsubishi Motors Corp	0.01	30,684	6,258,888	Large	Japan	Consumer Cyclical
Abbey National Treasury Services	0.01	30,667	28,230,909	—	—	—
KT&G Corp	0.01	30,607	54,844	Large	South Korea	Consumer Defensive
Essity AB Class B	0.01	30,541	1,145,304	Large	Sweden	Consumer Defensive
Largan Precision Co Ltd	0.01	30,506	45,093	Large	Taiwan	Technology
CVC Brasil Operadora e Agencia de Viagens SA	0.01	30,270	306,390	Medium	Brazil	Consumer Cyclical
Ashtead Group PLC	0.01	30,260	906,349	Large	United Kingdom	Industrials
Galaxy Entertainment Group Ltd	0.01	30,127	4,539,206	Giant	Hong Kong	Consumer Cyclical
SSE PLC	0.01	30,112	1,927,376	Large	United Kingdom	Utilities

# Target Date Fund 2020

**Total Stocks**  
6752

**Total Bonds**  
10626

**Total Cash**  
415

## Stock Portfolio Analysis as of 09-30-18

Security Name	Net Assets %	Market Value \$	Shares Owned	Market Cap	Country	Sector
Check Point Software Technologies Ltd	0.01	29,949	244,660	Large	United States	Technology
Brilliance China Automotive Holdings Ltd	0.01	29,939	3,460,460	Large	China	Consumer Cyclical
Eregli Demir Ve Celik Fabrikalari TAS	0.01	29,850	2,584,225	Medium	Turkey	Basic Materials
Thales	0.01	29,848	202,663	Large	France	Industrials
PKO Bank Polski SA	0.01	29,664	461,306	Large	Poland	Financial Services
J Front Retailing Co Ltd	0.01	29,577	2,847,206	Medium	Japan	Consumer Cyclical
Fukuoka Financial Group Inc	0.01	29,570	1,606,281	Medium	Japan	Financial Services
CSPC Pharmaceutical Group Ltd	0.01	29,553	2,527,979	Large	Hong Kong	Healthcare
Champion Real Estate Investment Trust	0.01	29,498	15,110,726	Large	Hong Kong	Real Estate
AEON Co Ltd	0.01	29,399	1,194,895	Large	Japan	Consumer Cyclical
President Chain Store Corp	0.01	29,319	457,219	Large	Taiwan	Consumer Defensive
Rakuten Inc	0.01	29,125	5,764,386	Large	Japan	Consumer Cyclical
Micro-Star International Co Ltd	0.01	29,004	1,718,570	Medium	Taiwan	Technology
Semen Indonesia Persero Tbk Common Stock Idr100	0.01	28,980	4,988,883	—	—	—
UltraTech Cement Ltd	0.01	28,917	95,729	Large	India	Basic Materials
CK Infrastructure Holdings Ltd	0.01	28,856	5,577,954	Giant	Hong Kong	Industrials
Itausa Investimentos ITAU SA Participating Preferred	0.01	28,762	2,000,302	Giant	Brazil	Financial Services
Chugai Pharmaceutical Co Ltd	0.01	28,754	448,086	Giant	Japan	Healthcare
Thai Oil PCL	0.01	28,693	2,465,649	Large	Thailand	Energy
Bank Bradesco SA ADR	0.01	28,609	469,322	Giant	Brazil	Financial Services
Marubeni Corp	0.01	28,567	3,145,215	Large	Japan	Consumer Defensive
HKT Trust and HKT Ltd	0.01	28,567	32,140,634	Large	Hong Kong	Communication Services
Automatic Data Processing Inc	0.01	28,388	78,365	Large	United States	Industrials
Telefonica Brasil SA Participating Preferred	0.01	28,371	494,099	—	Brazil	Communication Services
South32 Ltd	0.01	28,262	10,160,017	Large	Australia	Basic Materials
Sompo Holdings Inc	0.01	28,253	675,971	Large	Japan	Financial Services
Fletcher Building Ltd	0.01	28,227	10,191,717	Medium	New Zealand	Basic Materials
TDK Corp	0.01	28,187	264,005	Large	Japan	Technology
Rmb Holdings Ltd	0.01	28,026	886,182	Medium	South Africa	Financial Services
SGS AG	0.01	27,971	10,934	Large	Switzerland	Industrials
Concordia Financial Group Ltd	0.01	27,819	9,011,905	Medium	Japan	Financial Services
PhosAgro PJSC GDR	0.01	27,770	412,203	Medium	Russia	Basic Materials
Aetna Inc	0.01	27,746	58,203	Large	United States	Healthcare
Jardine Matheson Holdings Ltd	0.01	27,703	458,791	Giant	Hong Kong	Industrials
Advance Residence Investment Corp	0.01	27,661	4,141	Medium	Japan	Real Estate
Intuitive Surgical Inc	0.01	27,576	20,569	Large	United States	Healthcare
Truworths International Ltd	0.01	27,439	867,293	Small	South Africa	Consumer Cyclical
Partners Group Holding AG	0.01	27,298	36,292	Large	Switzerland	Financial Services
Public Bank Bhd	0.01	27,207	888,684	Giant	Malaysia	Financial Services
Bidvest Group Ltd	0.01	27,201	410,523	Medium	South Africa	Industrials
ITOCHU Techno-Solutions Corp	0.01	27,110	709,292	Medium	Japan	Technology
Suncorp Group Ltd	0.01	26,834	2,754,306	Large	Australia	Financial Services
Cosan SA	0.01	26,801	591,546	Medium	Brazil	Energy
Unicharm Corp	0.01	26,624	870,416	Large	Japan	Consumer Defensive
Feng Tay Enterprises Co Ltd	0.01	26,581	883,625	Large	Taiwan	Consumer Cyclical
Vestas Wind Systems A/S	0.01	26,438	425,667	Large	Denmark	Industrials
Petronas Dagangan Bhd	0.01	26,393	812,944	Large	Malaysia	Energy
Lar Espana Real Estate Socimi SA	0.01	26,389	1,003,403	Small	Spain	Real Estate
HK Electric Investments Ltd	0.00	26,376	43,776,368	Large	Hong Kong	Utilities
Indiabulls Housing Finance Ltd	0.00	26,347	474,178	Large	India	Financial Services
Antofagasta PLC	0.00	26,304	3,964,099	Medium	United Kingdom	Basic Materials
Orkla ASA	0.00	26,244	5,230,824	Medium	Norway	Consumer Defensive
NN Group NV	0.00	26,184	645,220	Large	Netherlands	Financial Services
Grupo Mexico SAB de CV	0.00	26,048	1,749,910	Giant	Mexico	Basic Materials
Swiss Life Holding AG	0.00	25,993	75,950	Large	Switzerland	Financial Services

# Target Date Fund 2020

**Total Stocks**  
6752

**Total Bonds**  
10626

**Total Cash**  
415

## Stock Portfolio Analysis as of 09-30-18

Security Name	Net Assets %	Market Value \$	Shares Owned	Market Cap	Country	Sector
Stryker Corp	0.00	25,954	66,448	Large	United States	Healthcare
CSX Corp	0.00	25,863	159,440	Large	United States	Industrials
Advanced Info Service PCL	0.00	25,838	497,619		Thailand	Communication Services
Japan Prime Realty Investment Corp	0.00	25,757	12,394	Medium	Japan	Real Estate
Kingboard Holdings Ltd	0.00	25,738	1,562,528	Large	China	Basic Materials
Cabot Corp	0.00	25,733	1,274,579	Medium	United States	Basic Materials
Hitachi Construction Machinery Co Ltd	0.00	25,690	1,320,955	Large	Japan	Industrials
Orsted A/S	0.00	25,665	423,814	Large	Denmark	Utilities
Samsung Electro-Mechanics Co Ltd	0.00	25,582	42,841	Large	South Korea	Technology
Newmont Mining Corp	0.00	25,573	396,847	Medium	United States	Basic Materials
RWE AG	0.00	25,567	1,166,861	Large	Germany	Utilities
Shizuoka Bank Ltd	0.00	25,528	4,921,207	Medium	Japan	Financial Services
Melrose Industries PLC	0.00	25,389	11,049,390	Large	United Kingdom	Industrials
China Conch Venture Holdings Ltd	0.00	25,382	1,454,034	Large	China	Industrials
Raytheon Co	0.00	25,380	57,130	Large	United States	Industrials
Invincible Investment Corp	0.00	25,243	25,302	Medium	Japan	Real Estate
Bank Bradesco SA Participating Preferred	0.00	25,193	692,731		Brazil	Financial Services
Macquarie Bank Ltd Warrant	0.00	25,128	659,999	—	—	—
Gruma SAB de CV Class B	0.00	25,046	673,419	Large	Mexico	Consumer Defensive
Lojas Renner SA	0.00	25,009	695,255	Large	Brazil	Consumer Cyclical
MMG Ltd	0.00	24,973	10,817,157	Large	China	Basic Materials
Carlsberg A/S B	0.00	24,948	240,018	Large	Denmark	Consumer Defensive
Five Below Inc	0.00	24,922	37,452	Medium	United States	Consumer Cyclical
L3 Technologies Inc	0.00	24,897	377,227	Medium	United States	Industrials
Insurance Australia Group Ltd	0.00	24,871	5,440,883	Large	Australia	Financial Services
Erste Group Bank AG	0.00	24,859	693,007	Large	Austria	Financial Services
PACCAR Inc	0.00	24,857	1,011,097	Large	United States	Industrials
Publicis Groupe SA	0.00	24,790	481,659	Large	France	Consumer Cyclical
Nitto Denko Corp	0.00	24,756	384,103	Large	Japan	Basic Materials
CME Group Inc Class A	0.00	24,687	69,364	Large	United States	Financial Services
Sawai Pharmaceutical Co Ltd	0.00	24,662	285,684	Medium	Japan	Healthcare
Infirma PLC	0.00	24,646	2,897,892	Large	United Kingdom	Consumer Cyclical
The Swatch Group AG Bearer Shares	0.00	24,634	72,389		Switzerland	Consumer Cyclical
Zhuzhou CRRC Times Electric Co Ltd H	0.00	24,613	939,934	Large	China	Industrials
Coloplast A/S B	0.00	24,358	281,531	Large	Denmark	Healthcare
SK Telecom Co Ltd	0.00	24,276	22,352	Giant	South Korea	Communication Services
Liberty Property Trust	0.00	24,163	529,259	Medium	United States	Real Estate
Metropolitan Bank & Trust Company	0.00	24,118	4,329,166	Large	Philippines	Financial Services
Shikoku Electric Power Co Inc	0.00	24,114	1,180,878	Medium	Japan	Utilities
STMicroelectronics NV	0.00	24,080	1,582,373	Large	Singapore	Technology
Novozymes A/S B	0.00	24,042	524,418	Large	Denmark	Healthcare
Datang International Power Generation Co Ltd H Shares	0.00	24,038	22,125,943	Large	China	Utilities
Shimano Inc	0.00	23,941	178,647	Large	Japan	Consumer Cyclical
Coway Co Ltd	0.00	23,785	64,796	Large	South Korea	Industrials
CNH Industrial NV	0.00	23,688	2,395,728	Medium	United States	Industrials
Mexichem SAB de CV	0.00	23,630	1,526,174	Large	Mexico	Basic Materials
Sumitomo Electric Industries Ltd	0.00	23,578	1,835,591	Large	Japan	Technology
COSMOS Pharmaceutical Corp	0.00	23,557	68,542	Medium	Japan	Consumer Defensive
Aristocrat Leisure Ltd	0.00	23,495	1,400,396	Large	Australia	Technology
Aena SME SA	0.00	23,420	165,858	Large	Spain	Industrials
Umicore SA	0.00	23,417	514,756	Large	Belgium	Industrials
Mitsubishi Heavy Industries Ltd	0.00	23,377	745,618	Large	Japan	Industrials
Empire State Realty Trust Inc Class A	0.00	23,257	1,346,241	Medium	United States	Real Estate
Telecom Italia SpA	0.00	23,227	72,753,098	Large	Italy	Communication Services
MTU Aero Engines AG	0.00	23,190	127,748	Medium	Germany	Industrials

# Target Date Fund 2020

**Total Stocks**  
6752























































**Total Bonds**  
10626

**Total Cash**  
415

## Stock Portfolio Analysis as of 09-30-18

Security Name	Net Assets %	Market Value \$	Shares Owned	Market Cap	Country	Sector
ABN AMRO Group NV DR	0.00	23,080	1,057,390	Large	Netherlands	Financial Services
Illumina Inc	0.00	23,020	32,165	Large	United States	Healthcare
Pick N Pay Stores Ltd	0.00	22,982	997,270	Small	South Africa	Consumer Cyclical
Nitori Holdings Co Ltd	0.00	22,982	200,738	Large	Japan	Consumer Cyclical
Suzano Papel E Celulose SA	0.00	22,969	448,384	Large	Brazil	Basic Materials
Beiersdorf AG	0.00	22,933	255,153	Large	Germany	Consumer Defensive
West Japan Railway Co	0.00	22,927	412,956	Large	Japan	Industrials
Centrica PLC	0.00	22,827	14,259,349	Medium	United Kingdom	Utilities
Clicks Group Ltd	0.00	22,787	433,981	Medium	South Africa	Consumer Defensive
Express Scripts Holding Co	0.00	22,766	124,266	Large	United States	Healthcare
Whitbread PLC	0.00	22,714	468,258	Medium	United Kingdom	Consumer Cyclical
Olympus Corp	0.00	22,660	737,548	Large	Japan	Healthcare
Symrise AG	0.00	22,596	315,388	Medium	Germany	Basic Materials
HeidelbergCement AG	0.00	22,591	368,327	Large	Germany	Basic Materials
JFE Holdings Inc	0.00	22,562	1,254,708	Large	Japan	Basic Materials
Atos SE	0.00	22,490	241,910	Large	France	Technology
Fortum Oyj	0.00	22,478	1,148,485	Large	Finland	Utilities
Julius Baer Gruppe AG	0.00	22,459	575,312	Medium	Switzerland	Financial Services
Life Storage Inc	0.00	22,333	234,983	Medium	United States	Real Estate
Makita Corp	0.00	22,297	574,872	Large	Japan	Industrials
SK Hynix Inc	0.00	22,286	81,462	Giant	South Korea	Technology
Burberry Group PLC	0.00	22,162	1,096,165	Medium	United Kingdom	Consumer Cyclical
Henkel AG & Co KGaA	0.00	22,110	271,140	Giant	Germany	Consumer Defensive
thyssenkrupp AG	0.00	22,095	1,140,561	Large	Germany	Industrials
InterContinental Hotels Group PLC	0.00	22,087	462,086	Medium	United Kingdom	Consumer Cyclical
ACS Actividades de Construccion y Servicios SA	0.00	22,015	676,003	Large	Spain	Industrials
Sonova Holding AG	0.00	21,981	144,668	Large	Switzerland	Healthcare
Carnival PLC	0.00	21,751	463,638	Large	United Kingdom	Consumer Cyclical
Commercial International Bank (Egypt) SAE	0.00	21,622	1,149,762	Medium	Egypt	Financial Services
QBE Insurance Group Ltd	0.00	21,598	3,581,589	Large	Australia	Financial Services
Std Life Aberdeen	0.00	21,566	7,214,755	—	United Kingdom	—
TAV Havalimanlari Holding AS	0.00	21,555	948,377	Small	Turkey	Industrials
Teleperformance SE	0.00	21,550	152,589	Medium	France	Industrials
Associated British Foods PLC	0.00	21,534	964,530	Large	United Kingdom	Consumer Defensive
Etsy Inc	0.00	21,527	94,804	Medium	United States	Consumer Cyclical
Bunzl PLC	0.00	21,491	915,364	Medium	United Kingdom	Consumer Defensive
S-Oil Corp	0.00	21,460	45,323	Large	South Korea	Energy
Maruti Suzuki India Ltd	0.00	21,438	53,075	Giant	India	Consumer Cyclical
Itau Unibanco Holding SA Participating Preferred	0.00	21,406	459,642	—	Brazil	Financial Services
Integrated Device Technology Inc	0.00	21,353	103,617	Medium	United States	Technology
Neste Corp	0.00	21,252	348,255	Large	Finland	Energy
Intertek Group PLC	0.00	21,120	442,463	Medium	United Kingdom	Industrials
Brookfield Property REIT Inc	0.00	21,084	1,068,374	Large	United States	Real Estate
Origin Energy Ltd	0.00	21,042	4,821,703	Large	Australia	Energy
Commerzbank AG	0.00	21,014	2,762,762	Large	Germany	Financial Services
Stora Enso Oyj R	0.00	21,014	1,505,056	Large	Finland	Basic Materials
S&P Global Inc	0.00	20,992	60,425	Large	United States	Financial Services
Valero Energy Corp	0.00	20,895	103,793	Large	United States	Energy
Haemonetics Corp	0.00	20,871	42,512	Medium	United States	Healthcare
Electric Power Development Co Ltd	0.00	20,846	1,596,067	Medium	Japan	Utilities
China Everbright International Ltd	0.00	20,840	5,109,591	Large	China	Industrials
Qiagen NV	0.00	20,759	1,072,289	Medium	United States	Healthcare
Porsche Automobil Holding SE Participating Preferred	0.00	20,738	427,514	Large	Germany	Consumer Cyclical
Northern Star Resources Ltd	0.00	20,708	76,169	Medium	Australia	Basic Materials
Atlas Copco AB B	0.00	20,659	1,078,899	Large	Sweden	Industrials

# Target Date Fund 2020

		<b>Total Stocks</b> 6752		<b>Total Bonds</b> 10626		<b>Total Cash</b> 415
<b>Stock Portfolio Analysis</b> as of 09-30-18						
Security Name	Net Assets %	Market Value \$	Shares Owned	Market Cap	Country	Sector
Isetan Mitsukoshi Holdings Ltd	0.00	20,654	3,598,304	Medium	Japan	 Consumer Cyclical
Heineken Holding NV	0.00	20,628	317,895	Large	Netherlands	 Consumer Defensive
Kojamo Oyj	0.00	20,597	965,438	Small	Finland	 Real Estate
Amada Holdings Co Ltd	0.00	20,532	4,138,193	Medium	Japan	 Industrials
Emerson Electric Co	0.00	20,498	154,172	Large	United States	 Industrials
Yahoo Japan Corp	0.00	20,495	7,997,613	Large	Japan	 Technology
MOL Hungarian Oil and Gas PLC Class A	0.00	20,441	516,997	Medium	Hungary	 Energy
Mahindra & Mahindra Ltd ADR	0.00	20,399	264,400	Large	India	 Consumer Cyclical
Vale SA	0.00	20,398	153,759	Giant	Brazil	 Basic Materials
Atlantia SpA	0.00	20,395	1,387,565	Large	Italy	 Industrials
Next PLC	0.00	20,392	402,034	Medium	United Kingdom	 Consumer Cyclical
Electricite de France SA	0.00	20,357	1,639,391	Giant	France	 Utilities
Schindler Holding AG Profit-sharing certificate	0.00	20,319	115,509	Medium	Switzerland	 Industrials
Teladoc Health Inc	0.00	20,296	56,410	Medium	United States	 Technology
Target Corp	0.00	20,217	133,845	Large	United States	 Consumer Defensive
Southern Copper Corp	0.00	20,174	398,117	Large	United States	 Basic Materials
Illinois Tool Works Inc	0.00	20,174	83,663	Large	United States	 Industrials
Ferrovial SA	0.00	20,171	1,387,565	Large	Spain	 Industrials
Ligand Pharmaceuticals Inc	0.00	20,138	17,746	Medium	United States	 Healthcare
ABC-Mart Inc	0.00	20,136	794,245	Medium	Japan	 Consumer Cyclical
Huntington Bancshares Inc	0.00	20,097	5,108,294	Medium	United States	 Financial Services
Blackstone Mortgage Trust Inc A	0.00	20,057	359,392	Medium	United States	 Real Estate
Gazprom PJSC ADR	0.00	19,966	1,073,679	Giant	Russia	 Energy
Humana Inc	0.00	19,925	34,877	Large	United States	 Healthcare
Dentsu Inc	0.00	19,897	620,688	Large	Japan	 Consumer Cyclical
MediaTek Inc	0.00	19,886	664,962	Large	Taiwan	 Technology
Seibu Holdings Inc	0.00	19,885	2,456,990	Medium	Japan	 Industrials
Casino Guichard-Perrachon SA	0.00	19,870	1,050,522	Medium	France	 Consumer Defensive
Activia Properties Inc	0.00	19,813	2,443	Medium	Japan	 Real Estate
Solvay SA	0.00	19,810	214,682	Large	Belgium	 Basic Materials
Galp Energia SGPS SA	0.00	19,704	1,450,895	Large	Portugal	 Energy
Ageas NV	0.00	19,652	535,431	Medium	Belgium	 Financial Services
Dominion Energy Inc	0.00	19,605	167,992	Large	United States	 Utilities
Mondi PLC	0.00	19,589	1,049,797	Medium	United Kingdom	 Basic Materials
Temenos AG	0.00	19,583	177,472	Medium	Switzerland	 Technology
Jp Morgan Structured Products Jpm Cw19 United Bank L	0.00	19,535	2,701,463	—	—	—
Genting Malaysia Bhd	0.00	19,517	4,452,327	Large	Malaysia	 Consumer Cyclical
Daiwa Securities Group Inc	0.00	19,479	4,732,384	Large	Japan	 Financial Services
Spar Group Ltd	0.00	19,476	381,527	Small	South Africa	 Consumer Defensive
Persimmon PLC	0.00	19,430	933,942	Medium	United Kingdom	 Consumer Cyclical
Genmab A/S	0.00	19,283	183,079	Medium	Denmark	 Healthcare
Marine Harvest ASA	0.00	19,280	1,242,683	Medium	Norway	 Consumer Defensive
Cognizant Technology Solutions Corp A	0.00	19,258	153,033	Large	United States	 Technology
Tosoh Corp	0.00	19,212	2,868,358	Medium	Japan	 Basic Materials
Naturgy Energy Group SA	0.00	19,205	1,054,691	Large	Spain	 Utilities
HubSpot Inc	0.00	19,192	32,269	Medium	United States	 Technology
Sodexo	0.00	19,131	271,467	Large	France	 Industrials
Accor SA	0.00	19,082	560,737	Large	France	 Consumer Cyclical
EDP - Energias de Portugal SA	0.00	19,027	7,802,326	Large	Portugal	 Utilities
Zoetis Inc Class A	0.00	18,962	128,948	Large	United States	 Healthcare
Brenntag AG	0.00	18,949	466,437	Medium	Germany	 Basic Materials
Sekisui House Ltd	0.00	18,921	1,888,037	Large	Japan	 Consumer Cyclical
Yamato Holdings Co Ltd	0.00	18,918	937,794	Large	Japan	 Industrials
Southern Co	0.00	18,899	270,791	Large	United States	 Utilities
Eicher Motors Ltd	0.00	18,886	16,066	Large	India	 Consumer Cyclical

# Target Date Fund 2020

			<b>Total Stocks</b> 6752	<b>Total Bonds</b> 10626	<b>Total Cash</b> 415	
<b>Stock Portfolio Analysis</b> as of 09-30-18						
Security Name	Net Assets %	Market Value \$	Shares Owned	Market Cap	Country	Sector
Bank Leumi Le-Israeli BM	0.00	18,881	4,370,934	Medium	Israel	Financial Services
Daito Trust Construction Co Ltd	0.00	18,569	223,813	Large	Japan	Real Estate
Chiba Bank Ltd/The Common Stock	0.00	18,535	2,253,355	—	—	—
Alpek SA Class A	0.00	18,483	2,047,240	Medium	Mexico	Basic Materials
M3 Inc	0.00	18,467	1,268,822	Large	Japan	Technology
Snam SpA	0.00	18,429	6,908,831	Large	Italy	Utilities
Bouygues	0.00	18,380	666,016	Large	France	Industrials
Pearson PLC	0.00	18,371	2,481,768	Medium	United Kingdom	Consumer Cyclical
Yamada Denki Co Ltd	0.00	18,359	8,729,785	Medium	Japan	Consumer Cyclical
Yakult Honsha Co Ltd	0.00	18,336	351,345	Large	Japan	Consumer Defensive
A. P. Moller Maersk A/S B	0.00	18,336	20,500	Large	Denmark	Industrials
Treasury Wine Estates Ltd	0.00	18,256	2,277,145	Large	Australia	Consumer Defensive
Tokyu Corp	0.00	18,250	1,574,121	Large	Japan	Industrials
Primerica Inc	0.00	18,239	40,407	Medium	United States	Financial Services
Sunny Optical Technology (Group) Co Ltd	0.00	18,231	465,283	Large	China	Technology
Red Electrica Corporacion SA	0.00	18,183	1,374,489	Medium	Spain	Utilities
Swedish Match AB	0.00	18,167	562,332	Medium	Sweden	Consumer Defensive
Prudential Financial Inc	0.00	18,128	116,527	Large	United States	Financial Services
Compal Electronics Inc	0.00	18,124	8,333,559	Medium	Taiwan	Technology
Hyundai Mobis Co Ltd	0.00	18,112	26,118	Giant	South Korea	Consumer Cyclical
Ambev SA	0.00	18,046	1,082,757	Giant	Brazil	Consumer Defensive
Wistron Corp	0.00	18,038	7,387,633	Medium	Taiwan	Technology
Johnson Matthey PLC	0.00	18,017	620,094	Medium	United Kingdom	Basic Materials
Pennsylvania Real Estate Investment Trust	0.00	17,992	1,630,617	Micro	United States	Real Estate
Koninklijke KPN NV	0.00	17,973	10,913,641	Medium	Netherlands	Communication Services
HealthEquity Inc	0.00	17,933	51,594	Medium	United States	Technology
Eiffage SA	0.00	17,855	257,860	Medium	France	Industrials
Smurfit Kappa Group PLC	0.00	17,767	728,003	Medium	Ireland	Consumer Cyclical
HP Inc	0.00	17,762	458,149	Large	United States	Technology
Japan Exchange Group Inc	0.00	17,741	1,652,033	Large	Japan	Financial Services
Edenred SA	0.00	17,685	755,278	Medium	France	Financial Services
Progressive Corp	0.00	17,605	166,195	Large	United States	Financial Services
Banco de Sabadell S.A	0.00	17,586	18,518,143	Medium	Spain	Financial Services
LivaNova PLC	0.00	17,549	39,292	Medium	United States	Healthcare
Techtronic Industries Co Ltd	0.00	17,539	4,507,432	Large	Hong Kong	Industrials
Guangzhou Automobile Group Co Ltd H	0.00	17,494	5,269,578	Large	China	Consumer Cyclical
ASX Ltd	0.00	17,355	625,625	Large	Australia	Financial Services
Kikkoman Corp	0.00	17,344	483,879	Large	Japan	Consumer Defensive
Evolution Mining Ltd	0.00	17,330	238,488	Medium	Australia	Basic Materials
Yara International ASA	0.00	17,318	586,209	Large	Norway	Basic Materials
Wartsila Corp	0.00	17,286	1,476,819	Medium	Finland	Industrials
Toyota Industries Corp	0.00	17,269	486,760	Large	Japan	Consumer Cyclical
Toll Brothers Inc	0.00	17,233	1,819,173	Medium	United States	Consumer Cyclical
The Trade Desk Inc A	0.00	17,214	32,278	Medium	United States	Technology
Croda International PLC	0.00	17,205	424,601	Medium	United Kingdom	Basic Materials
APA Group	0.00	17,194	3,990,708	Large	Australia	Utilities
Blackbaud Inc	0.00	17,184	48,000	Medium	United States	Technology
Arkema SA	0.00	17,058	232,388	Medium	France	Basic Materials
China Everbright Ltd	0.00	16,925	2,981,534	Medium	China	Financial Services
Kimberly-Clark Corp	0.00	16,916	103,894	Large	United States	Consumer Defensive
Cielo SA	0.00	16,879	1,534,287	Large	Brazil	Technology
Chocoladefabriken Lindt & Spruengli AG	0.00	16,860	351	Large	Switzerland	Consumer Defensive
Regions Financial Corp	0.00	16,837	4,623,559	Large	United States	Financial Services
Housing Development Finance Corp Ltd	0.00	16,797	93,992	Giant	India	Financial Services
Sage Group (The) PLC	0.00	16,779	3,766,666	Medium	United Kingdom	Technology

# Target Date Fund 2020

**Total Stocks**  
6752

**Total Bonds**  
10626

**Total Cash**  
415

## Stock Portfolio Analysis as of 09-30-18

Security Name	Net Assets %	Market Value \$	Shares Owned	Market Cap	Country	Sector
Planet Fitness Inc A	0.00	16,770	90,154	Medium	United States	Consumer Cyclical
Ollie's Bargain Outlet Holdings Inc	0.00	16,760	50,687	Medium	United States	Consumer Defensive
Grifols SA A	0.00	16,756	1,022,085	Large	Spain	Healthcare
Isuzu Motors Ltd	0.00	16,725	1,826,368	Large	Japan	Consumer Cyclical
Hargreaves Lansdown PLC	0.00	16,690	988,265	Large	United Kingdom	Financial Services
Waste Management Inc	0.00	16,650	130,661	Large	United States	Industrials
Grupo Aeroportuario del Centro Norte SAB de CV	0.00	16,647	432,491	Medium	Mexico	Industrials
Applied Materials Inc	0.00	16,646	305,472	Large	United States	Technology
Omv AG	0.00	16,635	512,416	Large	Austria	Energy
DCC PLC	0.00	16,598	317,125	Medium	United Kingdom	Energy
TUI AG	0.00	16,586	1,499,507	Medium	Germany	Consumer Cyclical
Shaftesbury PLC	0.00	16,538	896,250	Medium	United Kingdom	Real Estate
Texas Roadhouse Inc	0.00	16,487	70,299	Medium	United States	Consumer Cyclical
HCA Healthcare Inc	0.00	16,487	84,865	Large	United States	Healthcare
Baxter International Inc	0.00	16,468	153,152	Large	United States	Healthcare
Cochlear Ltd	0.00	16,466	198,501	Large	Australia	Healthcare
Meiji Holdings Co Ltd	0.00	16,428	428,706	Large	Japan	Consumer Defensive
Sumitomo Metal Mining Co Ltd	0.00	16,390	820,628	Large	Japan	Basic Materials
Micro Focus International PLC	0.00	16,353	1,545,137	Medium	United Kingdom	Technology
Banco do Brasil SA BB Brasil	0.00	16,297	660,905	Giant	Brazil	Financial Services
Manila Electric Co	0.00	16,264	783,695	Large	Philippines	Utilities
Marriott International Inc Class A	0.00	16,239	89,423	Large	United States	Consumer Cyclical
Ubisoft Entertainment	0.00	16,230	265,423	Medium	France	Technology
Hankyu Hanshin Holdings Inc	0.00	16,206	811,668	Large	Japan	Real Estate
Sherwin-Williams Co	0.00	16,202	25,936	Large	United States	Basic Materials
Groupe Bruxelles Lambert SA	0.00	16,192	274,594	Large	Belgium	Financial Services
Norsk Hydro ASA	0.00	16,140	4,795,495	Medium	Norway	Basic Materials
Kroton Educacional SA	0.00	16,126	1,817,963	Medium	Brazil	Consumer Defensive
Loxo Oncology Inc	0.00	16,114	28,514	Medium	United States	Healthcare
Premier Investment Co	0.00	16,103	10,066	Medium	Japan	Real Estate
BB&T Corp	0.00	16,085	243,232	Large	United States	Financial Services
St James's Place PLC	0.00	16,045	1,930,746	Medium	United Kingdom	Financial Services
Aon PLC	0.00	16,040	76,775	Large	United States	Financial Services
Trex Co Inc	0.00	15,977	63,277	Medium	United States	Basic Materials
FibroGen Inc	0.00	15,946	80,182	Medium	United States	Healthcare
Huazhu Group Ltd ADR	0.00	15,945	166,204	Large	China	Consumer Cyclical
Vifor Pharma AG	0.00	15,905	166,051	Medium	Switzerland	Healthcare
Insperty Inc	0.00	15,835	41,297	Medium	United States	Industrials
Jardine Strategic Holdings Ltd	0.00	15,807	793,090	Giant	Singapore	Industrials
Jardine Cycle & Carriage Ltd	0.00	15,771	1,887,799	Large	Singapore	Consumer Cyclical
Ajinomoto Co Inc	0.00	15,761	1,677,018	Large	Japan	Consumer Defensive
SES SA DR	0.00	15,760	1,311,947	Large	Luxembourg	Consumer Cyclical
Aisin Seiki Co Ltd	0.00	15,757	591,505	Large	Japan	Consumer Cyclical
Alfa Laval AB	0.00	15,709	1,061,664	Medium	Sweden	Industrials
Toyota Tsusho Corp	0.00	15,700	762,476	Large	Japan	Basic Materials
Ross Stores Inc	0.00	15,691	119,137	Large	United States	Consumer Cyclical
Henan Shuanghui Investment & Development Co Ltd	0.00	15,675	1,412,100	Large	China	Consumer Defensive
Straumann Holding AG	0.00	15,634	38,284	Medium	Switzerland	Healthcare
OMRON Corp	0.00	15,631	681,463	Large	Japan	Technology
Edwards Lifesciences Corp	0.00	15,620	67,814	Large	United States	Healthcare
Yamaha Motor Co Ltd	0.00	15,585	1,027,009	Large	Japan	Consumer Cyclical
BANDAI NAMCO Holdings Inc	0.00	15,576	740,889	Large	Japan	Consumer Cyclical
Smiths Group PLC	0.00	15,524	1,476,946	Medium	United Kingdom	Industrials
Electronic Arts Inc	0.00	15,508	97,987	Large	United States	Technology
Tenaris SA	0.00	15,490	1,718,350	Large	Italy	Energy

# Target Date Fund 2020

**Total Stocks**  
6752

**Total Bonds**  
10626

**Total Cash**  
415

## Stock Portfolio Analysis as of 09-30-18

Security Name	Net Assets %	Market Value \$	Shares Owned	Market Cap	Country	Sector
RSA Insurance Group PLC	0.00	15,489	3,841,345	Medium	United Kingdom	Financial Services
Moncler SpA	0.00	15,468	668,350	Medium	Italy	Consumer Cyclical
Mitsui Chemicals Inc	0.00	15,442	1,766,857	Medium	Japan	Basic Materials
AGC Inc	0.00	15,432	693,748	Large	Japan	Basic Materials
alstria office REIT-AG	0.00	15,428	712,876	Small	Germany	Real Estate
Trend Micro Inc	0.00	15,409	447,472	Large	Japan	Technology
Proto Labs Inc	0.00	15,402	30,115	Medium	United States	Industrials
Aflac Inc	0.00	15,382	250,828	Large	United States	Financial Services
MTR Corp Ltd	0.00	15,346	5,470,183	Giant	Hong Kong	Industrials
Tesla Inc	0.00	15,333	44,591	Large	United States	Consumer Cyclical
Aurobindo Pharma Ltd	0.00	15,317	523,331	Large	India	Healthcare
Bank Hapoalim BM	0.00	15,274	3,938,853	Medium	Israel	Financial Services
Gudang Garam Tbk Pt Common Stock Idr500.	0.00	15,235	622,519	—	—	—
Woodward Inc	0.00	15,199	60,240	Medium	United States	Industrials
Biomarin Pharmaceutical Inc	0.00	15,196	773,068	Medium	United States	Healthcare
Agile Group Holdings Ltd	0.00	15,189	3,569,605	Large	China	Real Estate
Terna SpA	0.00	15,164	5,389,218	Medium	Italy	Utilities
Ingevity Corp	0.00	15,162	47,811	Medium	United States	Basic Materials
Citycon Oyj	0.00	15,143	5,072,689	Small	Finland	Real Estate
Longfor Group Holdings Ltd	0.00	15,142	4,971,980	Large	China	Real Estate
Boliden AB	0.00	15,141	1,032,114	Medium	Sweden	Basic Materials
Halliburton Co	0.00	15,122	291,303	Large	United States	Energy
Inogen Inc	0.00	15,111	19,953	Medium	United States	Healthcare
Allstate Corp	0.00	15,101	776,514	Large	United States	Financial Services
Kinder Morgan Inc P	0.00	15,085	3,826,388	Large	United States	Energy
Green Dot Corp	0.00	15,050	54,842	Medium	United States	Financial Services
Barrick Gold Corp	0.00	15,043	16,089	Large	Canada	Basic Materials
Morrison (Wm) Supermarkets PLC	0.00	14,994	8,514,930	Medium	United Kingdom	Consumer Defensive
The Travelers Companies Inc	0.00	14,968	91,022	Large	United States	Financial Services
SM Investments Corp	0.00	14,939	320,857	Giant	Philippines	Consumer Cyclical
Epiroc AB Ordinary Shares - Class A	0.00	14,928	2,576,646	Large	Sweden	Industrials
China Mobile Ltd ADR	0.00	14,922	63,223	Giant	China	Communication Services
ITV PLC	0.00	14,911	13,992,862	Medium	United Kingdom	Consumer Cyclical
Sysco Corp	0.00	14,910	161,181	Large	United States	Consumer Defensive
Atrium Ljungberg AB B	0.00	14,878	581,905	Small	Sweden	Real Estate
Showa Denko KK	0.00	14,877	521,694	Large	Japan	Basic Materials
Medidata Solutions Inc	0.00	14,856	66,444	Medium	United States	Technology
Barratt Developments PLC	0.00	14,831	3,895,544	Medium	United Kingdom	Consumer Cyclical
SKF AB B	0.00	14,811	1,459,144	Medium	Sweden	Industrials
Chocoladefabriken Lindt & Spruengli AG	0.00	14,805	4,107	Large	Switzerland	Consumer Defensive
Coupa Software Inc	0.00	14,769	61,581	Medium	United States	Technology
Inmobiliaria Colonial SOCIMI SA	0.00	14,731	1,017,939	Medium	Spain	Real Estate
Yamaha Corp	0.00	14,679	543,360	Large	Japan	Consumer Cyclical
New Relic Inc	0.00	14,645	51,693	Medium	United States	Technology
Osaka Gas Co Ltd	0.00	14,643	1,476,094	Large	Japan	Utilities
ServiceNow Inc	0.00	14,638	60,351	Large	United States	Technology
Baloise Holding AG	0.00	14,637	188,735	Medium	Switzerland	Financial Services
Autodesk Inc	0.00	14,631	75,629	Large	United States	Technology
Crombie Real Estate Investment Trust	0.00	14,604	1,047,875	Small	Canada	Real Estate
World Wrestling Entertainment Inc Class A	0.00	14,596	50,357	Medium	United States	Consumer Cyclical
SCOR SE	0.00	14,592	619,895	Medium	France	Financial Services
Ecopetrol SA	0.00	14,561	4,504,287	Giant	Colombia	Energy
EXOR NV	0.00	14,517	428,845	Large	Netherlands	Financial Services
Sundrug Co Ltd	0.00	14,509	1,237,888	Medium	Japan	Consumer Defensive
MISUMI Group Inc	0.00	14,471	1,112,593	Large	Japan	Industrials



# Target Date Fund 2020

**Total Stocks**  
6752

**Total Bonds**  
10626

**Total Cash**  
415

## Stock Portfolio Analysis as of 09-30-18

Security Name	Net Assets %	Market Value \$	Shares Owned	Market Cap	Country	Sector
Constellation Brands Inc A	0.00	14,463	54,756	Large	United States	Consumer Defensive
Ricoh Co Ltd	0.00	14,445	2,681,167	Large	Japan	Industrials
Keppel Corp Ltd	0.00	14,439	5,654,627	Large	Singapore	Industrials
NEC Corp	0.00	14,433	1,041,727	Large	Japan	Technology
Entegris Inc	0.00	14,420	168,257	Medium	United States	Technology
Unibail-Rodamco-Westfield Chess Depository Interest	0.00	14,417	2,818,356	Small	France	Real Estate
Lundin Petroleum AB	0.00	14,402	752,090	Large	Sweden	Energy
Bank of Ireland Group PLC	0.00	14,393	3,759,786	Medium	Ireland	Financial Services
YASKAWA Electric Corp	0.00	14,350	969,192	Large	Japan	Technology
Paddy Power Betfair PLC	0.00	14,298	337,358	Medium	United Kingdom	Consumer Cyclical
Idemitsu Kosan Co Ltd	0.00	14,283	544,264	Large	Japan	Energy
Fiserv Inc	0.00	14,253	143,317	Large	United States	Industrials
Sonic Healthcare Ltd	0.00	14,189	1,598,846	Large	Australia	Healthcare
Hartalega Holdings Bhd	0.00	14,179	3,415,860	Large	Malaysia	Consumer Cyclical
Williams Companies Inc	0.00	14,138	434,222	Large	United States	Energy
Southwest Airlines Co	0.00	14,093	189,055	Large	United States	Industrials
Kinnevik AB B	0.00	14,086	950,803	Medium	Sweden	Financial Services
NICE Ltd	0.00	14,051	251,181	Medium	Israel	Technology
ASGN Inc	0.00	14,016	61,713	Medium	United States	Industrials
LyondellBasell Industries NV	0.00	14,012	115,174	Large	United States	Basic Materials
Yelp Inc Class A	0.00	14,008	99,005	Medium	United States	Technology
Taylor Wimpey PLC	0.00	13,967	12,856,654	Medium	United Kingdom	Consumer Cyclical
SBI Holdings Inc	0.00	13,964	926,636	Medium	Japan	Financial Services
Minebea Mitsumi Inc	0.00	13,958	1,587,876	Large	Japan	Technology
Stamps.com Inc	0.00	13,949	21,534	Medium	United States	Technology
Endesa SA	0.00	13,883	1,332,391	Large	Spain	Utilities
Johnson Controls International PLC	0.00	13,830	337,329	Large	United States	Industrials
Kintetsu Group Holdings Co Ltd	0.00	13,826	715,760	Large	Japan	Industrials
Coca-Cola HBC AG	0.00	13,817	845,302	Large	Switzerland	Consumer Defensive
Axon Enterprise Inc	0.00	13,797	71,183	Medium	United States	Industrials
Yamana Gold Inc	0.00	13,796	174,500	Medium	Canada	Basic Materials
Regeneron Pharmaceuticals Inc	0.00	13,757	29,221	Large	United States	Healthcare
Pan American Silver Corp	0.00	13,750	29,849	Small	Canada	Basic Materials
Pandora A/S	0.00	13,748	461,007	Medium	Denmark	Consumer Cyclical
Koito Manufacturing Co Ltd	0.00	13,708	438,475	Large	Japan	Consumer Cyclical
PJSC Lukoil	0.00	13,669	29,676	Giant	Russia	Energy
Rohm Co Ltd	0.00	13,668	395,051	Large	Japan	Technology
Alstom SA	0.00	13,630	644,214	Medium	France	Industrials
Odakyu Electric Railway Co Ltd	0.00	13,616	1,216,899	Large	Japan	Industrials
j2 Global Inc	0.00	13,615	58,793	Medium	United States	Technology
Sekisui Chemical Co Ltd	0.00	13,599	1,560,603	Large	Japan	Consumer Cyclical
Wood Group (John) PLC	0.00	13,592	2,862,588	Medium	United Kingdom	Energy
DB Insurance Co Ltd	0.00	13,553	87,014	Large	South Korea	Financial Services
Franco-Nevada Corp	0.00	13,546	2,850	Large	Canada	Basic Materials
AMP Ltd	0.00	13,541	12,485,037	Large	Australia	Financial Services
Tabcorp Holdings Ltd	0.00	13,532	8,178,084	Large	Australia	Consumer Cyclical
Mazda Motor Corp	0.00	13,532	2,398,112	Large	Japan	Consumer Cyclical
Ryman Hospitality Properties Inc	0.00	13,531	56,528	Medium	United States	Real Estate
The Estee Lauder Companies Inc Class A	0.00	13,526	81,245	Large	United States	Consumer Defensive
NovoCure Ltd	0.00	13,522	92,959	Medium	United States	Healthcare
BlueScope Steel Ltd	0.00	13,503	2,345,540	Medium	Australia	Basic Materials
First Financial Bankshares Inc	0.00	13,472	82,420	Medium	United States	Financial Services
Nissan Chemical Corp	0.00	13,469	545,171	Large	Japan	Basic Materials
State Street Corporation	0.00	13,461	140,922	Large	United States	Financial Services
Sempra Energy	0.00	13,308	103,793	Large	United States	Utilities

# Target Date Fund 2020

**Total Stocks**  
6752

**Total Bonds**  
10626

**Total Cash**  
415

## Stock Portfolio Analysis as of 09-30-18

Security Name	Net Assets %	Market Value \$	Shares Owned	Market Cap	Country	Sector
James Hardie Industries PLC DR	0.00	13,265	1,900,156	Medium	United States	Basic Materials
Skanska AB B	0.00	13,256	1,465,832	Medium	Sweden	Industrials
Siemens Healthineers AG Registered Shares	0.00	13,253	654,674		Germany	Healthcare
Shimadzu Corp	0.00	13,249	918,827	Large	Japan	Technology
Bureau Veritas SA	0.00	13,244	1,115,420	Medium	France	Industrials
Align Technology Inc	0.00	13,243	30,179	Large	United States	Healthcare
GVC Holdings PLC	0.00	13,207	2,404,761	Medium	United Kingdom	Consumer Cyclical
Lumentum Holdings Inc	0.00	13,203	81,252	Medium	United States	Technology
FamilyMart UNY Holdings Co Ltd	0.00	13,183	276,502	Large	Japan	Consumer Cyclical
Mahindra & Mahindra Ltd	0.00	13,170	450,937	Large	India	Consumer Cyclical
eBay Inc	0.00	13,156	357,556	Large	United States	Consumer Cyclical
John Bean Technologies Corp	0.00	13,123	40,830	Medium	United States	Industrials
Computershare Ltd	0.00	13,081	1,996,355	Large	Australia	Technology
Aéroports de Paris SA	0.00	13,043	127,879	Large	France	Industrials
United Utilities Group PLC	0.00	12,965	3,137,462	Medium	United Kingdom	Utilities
PT Matahari Department Store Tbk A	0.00	12,940	10,252,369	Micro	Indonesia	Consumer Cyclical
VF Corp	0.00	12,938	126,340	Large	United States	Consumer Cyclical
American Eagle Outfitters Inc	0.00	12,930	196,175	Medium	United States	Consumer Cyclical
Randstad NV	0.00	12,859	539,273	Medium	Netherlands	Industrials
Lanxess AG	0.00	12,824	393,085	Medium	Germany	Basic Materials
NuVasive Inc	0.00	12,817	68,625	Medium	United States	Healthcare
Eurofins Scientific SE	0.00	12,816	50,707	Medium	France	Healthcare
Nexstar Media Group Inc Class A	0.00	12,794	59,841	Medium	United States	Consumer Cyclical
Samsung Electronics Co Ltd Participating Preferred	0.00	12,721	66,670		South Korea	Technology
MSA Safety Inc	0.00	12,706	45,763	Medium	United States	Industrials
Alexion Pharmaceuticals Inc	0.00	12,696	84,933	Large	United States	Healthcare
Wright Medical Group NV	0.00	12,678	167,851	Small	United States	Healthcare
Banco Santander (Brasil) SA Unit	0.00	12,672	568,019		Brazil	Financial Services
Wolverine World Wide Inc	0.00	12,658	124,738	Medium	United States	Consumer Cyclical
Kumba Iron Ore Ltd	0.00	12,617	236,072	Medium	South Africa	Basic Materials
Neogen Corp	0.00	12,614	68,098	Medium	United States	Healthcare
Balchem Corp	0.00	12,607	43,456	Medium	United States	Basic Materials
Ultragenyx Pharmaceutical Inc	0.00	12,604	63,807	Medium	United States	Healthcare
RBC Bearings Inc	0.00	12,598	32,396	Medium	United States	Industrials
Oji Holdings Corp	0.00	12,585	3,964,878	Large	Japan	Basic Materials
Kangwon Land Inc	0.00	12,577	217,471	Large	South Korea	Consumer Cyclical
Tetra Tech Inc	0.00	12,561	71,318	Medium	United States	Industrials
Centene Corp	0.00	12,559	81,548	Large	United States	Healthcare
Deckers Outdoor Corp	0.00	12,558	41,078	Small	United States	Consumer Cyclical
Hangzhou Hik-Vision Digital Technology Co Ltd	0.00	12,558	1,286,476	Giant	China	Industrials
Marks & Spencer Group PLC	0.00	12,536	7,648,108	Medium	United Kingdom	Consumer Cyclical
Mediobanca SpA	0.00	12,528	2,881,892	Medium	Italy	Financial Services
Air China Ltd H	0.00	12,518	5,633,551	Large	China	Industrials
FirstCash Inc	0.00	12,507	59,403	Medium	United States	Financial Services
Bankinter SA	0.00	12,482	3,126,046	Medium	Spain	Financial Services
Uniper SE	0.00	12,476	935,337	Medium	Germany	Utilities
GEA Group AG	0.00	12,427	808,207	Medium	Germany	Industrials
Berkeley Group Holdings (The) PLC	0.00	12,407	600,373	Medium	United Kingdom	Consumer Cyclical
The Brink's Co	0.00	12,326	69,836	Small	United States	Industrials
Enagas SA	0.00	12,319	1,066,486	Medium	Spain	Utilities
WH Group Ltd	0.00	12,315	40,902,277	Medium	United States	Consumer Defensive
ENGIE Brasil Energia SA	0.00	12,305	560,388	Large	Brazil	Utilities
OBIC Co Ltd	0.00	12,295	304,281	Large	Japan	Technology
Start Today Co Ltd	0.00	12,263	950,879	Large	Japan	Consumer Cyclical
EMCOR Group Inc	0.00	12,227	64,852	Medium	United States	Industrials

# Target Date Fund 2020

**Total Stocks**  
6752

**Total Bonds**  
10626

**Total Cash**  
415

## Stock Portfolio Analysis as of 09-30-18

Security Name	Net Assets %	Market Value \$	Shares Owned	Market Cap	Country	Sector
Elisa Oyj A	0.00	12,222	678,779	Medium	Finland	Communication Services
Ipsen SA	0.00	12,220	171,242	Large	France	Healthcare
McKesson Corp	0.00	12,195	482,755	Large	United States	Healthcare
Liberty Holdings Ltd	0.00	12,169	626,986	Small	South Africa	Financial Services
Nikon Corp	0.00	12,168	1,532,095	Large	Japan	Consumer Cyclical
PICC Property and Casualty Co Ltd H Shares	0.00	12,132	4,517,910	Giant	China	Financial Services
Square Inc A	0.00	12,089	119,245	Large	United States	Technology
Generac Holdings Inc	0.00	11,986	86,350	Small	United States	Industrials
Archer-Daniels Midland Co	0.00	11,982	234,862	Large	United States	Consumer Defensive
Advanced Micro Devices Inc	0.00	11,981	382,211	Large	United States	Technology
Science Applications International Corp	0.00	11,948	60,435	Small	United States	Technology
ISS A/S	0.00	11,943	818,185	Medium	Denmark	Industrials
Direct Line Insurance Group PLC	0.00	11,937	6,819,305	Medium	United Kingdom	Financial Services
Performance Food Group Co	0.00	11,929	146,277	Small	United States	Consumer Defensive
Aurizon Holdings Ltd	0.00	11,906	9,690,334	Medium	Australia	Industrials
Semtech Corp	0.00	11,863	87,608	Medium	United States	Technology
Innogy Se	0.00	11,860	677,861	—	Germany	—
Amphenol Corp Class A	0.00	11,854	125,574	Large	United States	Technology
Suntory Beverage & Food Ltd	0.00	11,828	680,047	Large	Japan	Consumer Defensive
ONEOK Inc	0.00	11,824	174,163	Large	United States	Energy
Don Quijote Holdings Co Ltd	0.00	11,822	568,874	Large	Japan	Consumer Defensive
Meggitt PLC	0.00	11,802	3,899,671	Medium	United Kingdom	Industrials
EastGroup Properties Inc	0.00	11,780	50,942	Small	United States	Real Estate
Severn Trent PLC	0.00	11,778	1,194,577	Medium	United Kingdom	Utilities
America Movil SAB de CV Class L	0.00	11,761	2,828,757	Giant	Mexico	Communication Services
TOTO Ltd	0.00	11,747	693,749	Large	Japan	Basic Materials
Tohoku Electric Power Co Inc	0.00	11,736	2,121,286	Medium	Japan	Utilities
Amedisys Inc	0.00	11,723	38,981	Medium	United States	Healthcare
PolyOne Corp	0.00	11,701	111,414	Small	United States	Basic Materials
Getlink SE	0.00	11,687	2,254,163	Medium	France	Industrials
Santen Pharmaceutical Co Ltd	0.00	11,678	1,816,226	Medium	Japan	Healthcare
Delek US Holdings Inc	0.00	11,652	114,802	Medium	United States	Energy
Medibank Private Ltd	0.00	11,638	13,686,344	Medium	Australia	Financial Services
Evonik Industries AG	0.00	11,638	803,753	Large	Germany	Basic Materials
Sartorius AG Participating Preferred	0.00	11,618	177,366	Medium	Germany	Healthcare
Weichai Power Co Ltd H	0.00	11,608	4,308,522	Large	China	Industrials
United Internet AG	0.00	11,601	608,486	Medium	Germany	Communication Services
Lite-On Technology Corp	0.00	11,583	4,106,873	Medium	Taiwan	Technology
Komerční Banka AS	0.00	11,570	124,729	Medium	Czech Republic	Financial Services
Deutsche Lufthansa AG	0.00	11,563	1,171,824	Medium	Germany	Industrials
Boral Ltd	0.00	11,543	5,763,714	Medium	Australia	Basic Materials
Fisher & Paykel Healthcare Corp Ltd	0.00	11,534	2,885,873	Medium	New Zealand	Healthcare
Hillenbrand Inc	0.00	11,532	93,136	Small	United States	Industrials
NEXON Co Ltd	0.00	11,529	2,202,710	Large	Japan	Technology
Churchill Downs Inc	0.00	11,491	17,541	Medium	United States	Consumer Cyclical
Merit Medical Systems Inc	0.00	11,489	79,268	Small	United States	Healthcare
Nomura Research Institute Ltd	0.00	11,472	569,865	Large	Japan	Technology
Dai Nippon Printing Co Ltd	0.00	11,460	1,238,086	Large	Japan	Industrials
West China Cement Ltd	0.00	11,439	17,687,465	Medium	China	Basic Materials
Matador Resources Co	0.00	11,421	147,384	Medium	United States	Energy
KOSE Corp	0.00	11,393	151,087	Large	Japan	Consumer Defensive
Tobu Railway Co Ltd	0.00	11,385	973,519	Medium	Japan	Industrials
DXC Technology Co	0.00	11,383	126,246	Large	United States	Technology
Horizon Pharma PLC	0.00	11,380	248,776	Small	United States	Healthcare
Public Service Enterprise Group Inc	0.00	11,360	223,650	Large	United States	Utilities

# Target Date Fund 2020

**Total Stocks**  
6752

**Total Bonds**  
10626

**Total Cash**  
415

## Stock Portfolio Analysis as of 09-30-18

Security Name	Net Assets %	Market Value \$	Shares Owned	Market Cap	Country	Sector
Keio Corp	0.00	11,356	525,888	Medium	Japan	Industrials
Volkswagen AG	0.00	11,322	165,195	Giant	Germany	Consumer Cyclical
Blueprint Medicines Corp	0.00	11,290	62,401	Small	United States	Healthcare
Hoshizaki Corp	0.00	11,267	278,148	Large	Japan	Industrials
Eldorado Resorts Inc	0.00	11,254	100,227	Medium	United States	Consumer Cyclical
Discover Financial Services	0.00	11,247	154,435	Large	United States	Financial Services
Physon SpA	0.00	11,180	1,236,081	Medium	Italy	Technology
Hamamatsu Photonics KK	0.00	11,178	722,878	Medium	Japan	Technology
IHI Corp	0.00	11,152	759,820	Medium	Japan	Industrials
Gold Fields Ltd ADR	0.00	11,149	179,547	Small	South Africa	Basic Materials
Auto Trader Group PLC	0.00	11,143	4,945,753	Medium	United Kingdom	Technology
Roku Inc Class A	0.00	11,130	66,699	Medium	United States	Communication Services
Admiral Group PLC	0.00	11,126	1,061,910	Medium	United Kingdom	Financial Services
Sydney Airport	0.00	11,125	5,780,445	Large	Australia	Industrials
Mondi Ltd	0.00	11,121	192,170	Medium	South Africa	Basic Materials
Securitas AB B	0.00	11,108	1,653,383	Medium	Sweden	Industrials
Weir Group PLC	0.00	11,103	1,252,849	Medium	United Kingdom	Industrials
Ramsay Health Care Ltd	0.00	11,071	725,055	Large	Australia	Healthcare
Tim Participacoes SA ADR	0.00	11,048	213,490	Large	Brazil	Communication Services
Carnival Corp	0.00	11,034	185,142	Large	United States	Consumer Cyclical
T. Rowe Price Group Inc	0.00	11,008	108,138	Large	United States	Financial Services
Gazprom PJSC	0.00	11,000	916,503	Giant	Russia	Energy
Vonage Holdings Corp	0.00	10,951	343,999	Small	United States	Communication Services
Nippon Paint Holdings Co Ltd	0.00	10,913	771,468	Large	Japan	Basic Materials
The a2 Milk Co Ltd	0.00	10,913	3,857,228	Medium	New Zealand	Consumer Defensive
Eclat Textile Co Ltd	0.00	10,907	433,634	Large	Taiwan	Consumer Cyclical
Array BioPharma Inc	0.00	10,896	320,462	Small	United States	Healthcare
General Mills Inc	0.00	10,855	275,081	Large	United States	Consumer Defensive
China Molybdenum Co Ltd H	0.00	10,833	11,334,629	Large	China	Basic Materials
Cornerstone OnDemand Inc	0.00	10,827	85,833	Small	United States	Technology
Emaar Properties PJSC	0.00	10,813	3,982,676	Medium	United Arab Emirates	Real Estate
Chegg Inc	0.00	10,812	171,334	Small	United States	Consumer Defensive
CyberAgent Inc	0.00	10,798	540,665	Medium	Japan	Consumer Cyclical
B2Gold Corp	0.00	10,795	188,915	Small	Canada	Basic Materials
Steven Madden Ltd	0.00	10,786	92,080	Small	United States	Consumer Cyclical
ACI Worldwide Inc	0.00	10,782	173,100	Small	United States	Technology
Sanlam Ltd	0.00	10,753	924,253	Medium	South Africa	Financial Services
Polski Koncern Naftowy ORLEN SA	0.00	10,720	198,283	Medium	Poland	Energy
International Consolidated Airlines Group SA	0.00	10,692	3,349,878	Large	United Kingdom	Industrials
LHC Group Inc	0.00	10,663	47,296	Small	United States	Healthcare
Qol Holdings Co Ltd	0.00	10,630	703,098	Small	Japan	Consumer Defensive
Swire Pacific Ltd Class A	0.00	10,602	2,628,240	Large	Hong Kong	Real Estate
Cimpress NV	0.00	10,581	35,656	Medium	United States	Consumer Cyclical
SiteOne Landscape Supply Inc	0.00	10,577	64,654	Small	United States	Industrials
Intu Properties PLC	0.00	10,568	5,266,417	Small	United Kingdom	Real Estate
Suez SA	0.00	10,562	2,025,800	Medium	France	Utilities
Simpson Manufacturing Co Inc	0.00	10,549	67,224	Small	United States	Industrials
Sociedad Quimica Y Minera De Chile SA ADR	0.00	10,531	67,662	Large	Chile	Basic Materials
Qualys Inc	0.00	10,512	54,669	Small	United States	Technology
Applied Industrial Technologies Inc	0.00	10,510	62,250	Small	United States	Industrials
Electrolux AB B	0.00	10,495	1,305,413	Medium	Sweden	Technology
Melco Resorts and Entertainment Ltd ADR	0.00	10,481	1,361,190	Medium	Philippines	Consumer Cyclical
KapStone Paper And Packaging Corp	0.00	10,452	143,646	Small	United States	Basic Materials
OceanaGold Corp	0.00	10,451	144,010	Medium	New Zealand	Basic Materials
Clariant AG	0.00	10,447	1,106,248	Medium	Switzerland	Basic Materials

# Target Date Fund 2020

**Total Stocks**  
6752

**Total Bonds**  
10626

**Total Cash**  
415

## Stock Portfolio Analysis as of 09-30-18

Security Name	Net Assets %	Market Value \$	Shares Owned	Market Cap	Country	Sector
Weyerhaeuser Co	0.00	10,425	365,866	Large	United States	Basic Materials
Parker Hannifin Corp	0.00	10,399	64,191	Large	United States	Industrials
voestalpine AG	0.00	10,397	629,335	Medium	Austria	Basic Materials
Daifuku Co Ltd	0.00	10,380	564,944	Medium	Japan	Industrials
Renesas Electronics Corp	0.00	10,366	4,607,077	Large	Japan	Technology
Box Inc	0.00	10,349	203,723	Small	United States	Technology
Braskem SA Participating Preferred	0.00	10,345	364,411		Brazil	Basic Materials
Goldcorp Inc	0.00	10,314	17,477	Medium	Canada	Basic Materials
Red Hat Inc	0.00	10,301	86,635	Large	United States	Technology
Emergent BioSolutions Inc	0.00	10,295	73,994	Small	United States	Healthcare
iRobot Corp	0.00	10,290	44,314	Small	United States	Technology
The Kroger Co	0.00	10,271	3,427,403	Large	United States	Consumer Defensive
Bottomline Technologies Inc	0.00	10,269	66,993	Small	United States	Technology
II-VI Inc	0.00	10,231	102,982	Small	United States	Technology
Lam Research Corp	0.00	10,193	77,828	Large	United States	Technology
Nanya Technology Corp	0.00	10,188	2,368,638	Large	Taiwan	Technology
M&T Bank Corp	0.00	10,157	71,755	Large	United States	Financial Services
MasTec Inc	0.00	10,129	109,094	Small	United States	Industrials
Consolidated Edison Inc	0.00	10,116	154,961	Large	United States	Utilities
Alfresa Holdings Corp	0.00	10,101	1,075,995	Medium	Japan	Healthcare
Lixil Group Corp	0.00	10,092	1,494,983	Medium	Japan	Basic Materials
Paychex Inc	0.00	10,086	160,306	Large	United States	Industrials
H2O Retailing Corp	0.00	10,032	936,493	Medium	Japan	Consumer Cyclical
Strategic Education Inc	0.00	10,008	35,547	Small	United States	Consumer Defensive
A. P. Moller Maersk A/S A	0.00	9,989	21,948	Large	Denmark	Industrials
Lion Corp	0.00	9,951	1,295,968	Medium	Japan	Consumer Defensive
Cracker Barrel Old Country Store Inc	0.00	9,945	33,107	Small	United States	Consumer Cyclical
Synchrony Financial	0.00	9,936	379,874	Large	United States	Financial Services
G4S PLC	0.00	9,928	9,127,163	Medium	United Kingdom	Industrials
Monster Beverage Corp	0.00	9,925	202,582	Large	United States	Consumer Defensive
Wheaton Precious Metals Corp	0.00	9,913	10,532	Medium	Canada	Basic Materials
Korn/Ferry International	0.00	9,911	98,924	Small	United States	Industrials
Bank of N.T Butterfield & Son Ltd	0.00	9,909	93,926	Small	United States	Financial Services
Alumina Ltd	0.00	9,899	14,378,075	Medium	Australia	Basic Materials
Hugo Boss AG	0.00	9,876	373,881	Medium	Germany	Consumer Cyclical
Nippon Express Co Ltd	0.00	9,848	438,475	Medium	Japan	Industrials
Vopak Common Stock Eur.5	0.00	9,840	312,302	—	—	
Spark New Zealand Ltd	0.00	9,839	10,724,049	Medium	New Zealand	Communication Services
Seek Ltd	0.00	9,825	1,918,462	Medium	Australia	Technology
Rockwell Automation Inc	0.00	9,821	62,961	Large	United States	Industrials
Bankia SA	0.00	9,802	7,342,550	Medium	Spain	Financial Services
Rockwell Collins Inc	0.00	9,796	84,050	Large	United States	Industrials
Kemper Corp	0.00	9,791	60,547	Medium	United States	Financial Services
Ornicell Inc	0.00	9,779	67,747	Small	United States	Technology
Yokogawa Electric Corp	0.00	9,773	1,361,225	Medium	Japan	Industrials
CarGurus Inc Class A	0.00	9,770	87,467	Medium	United States	Technology
Leonardo SpA	0.00	9,765	2,388,805	Medium	Italy	Industrials
Konica Minolta Inc	0.00	9,741	2,707,801	Medium	Japan	Industrials
Kyowa Hako Kirin Co Ltd	0.00	9,727	1,536,414	Large	Japan	Healthcare
Davide Campari-Milano SpA	0.00	9,712	3,380,476	Medium	Italy	Consumer Defensive
Kuraray Co Ltd	0.00	9,707	1,915,120	Medium	Japan	Basic Materials
Myriad Genetics Inc	0.00	9,699	105,892	Small	United States	Healthcare
BanColombia SA Participating Preferred	0.00	9,694	477,228	Large	Colombia	Financial Services
Nokian Tyres PLC	0.00	9,692	702,629	Medium	Finland	Consumer Cyclical
Exponent Inc	0.00	9,676	90,877	Small	United States	Industrials

# Target Date Fund 2020

**Total Stocks**  
6752

**Total Bonds**  
10626

**Total Cash**  
415

## Stock Portfolio Analysis as of 09-30-18

Security Name	Net Assets %	Market Value \$	Shares Owned	Market Cap	Country	Sector
Intercept Pharmaceuticals Inc	0.00	9,675	38,549	Medium	United States	Healthcare
Seiko Epson Corp	0.00	9,658	1,687,835	Medium	Japan	Technology
Fuji Electric Co Ltd	0.00	9,617	718,907	Medium	Japan	Technology
CommVault Systems Inc	0.00	9,610	69,586	Small	United States	Technology
JGC Corp	0.00	9,600	1,255,189	Medium	Japan	Industrials
NetApp Inc	0.00	9,598	137,461	Large	United States	Technology
Immunomedics Inc	0.00	9,596	233,847	Medium	United States	Healthcare
Investec PLC	0.00	9,562	4,093,353	Medium	United Kingdom	Financial Services
Disco Corp	0.00	9,540	171,978	Medium	Japan	Technology
Qatar National Bank SAQ	0.00	9,535	46,619	Large	Qatar	Financial Services
Dubai Islamic Bank PJSC	0.00	9,527	3,755,733	Medium	United Arab Emirates	Financial Services
Alps Electric Co Ltd	0.00	9,517	1,133,411	Medium	Japan	Technology
Kyushu Railway Co	0.00	9,517	945,382	Medium	Japan	Industrials
Deluxe Corp	0.00	9,511	85,547	Small	United States	Industrials
Auckland International Airport Ltd	0.00	9,502	5,949,643	Medium	New Zealand	Industrials
Schindler Holding AG	0.00	9,491	119,314	Large	Switzerland	Industrials
Cummins Inc	0.00	9,481	80,827	Large	United States	Industrials
Celltrion Inc	0.00	9,454	8,496	Giant	South Korea	Healthcare
Incitec Pivot Ltd	0.00	9,454	10,006,851	Medium	Australia	Basic Materials
MORI TRUST Sogo Reit Inc	0.00	9,435	7,419	Medium	Japan	Real Estate
NMC Health PLC	0.00	9,422	650,788	Medium	United Arab Emirates	Healthcare
Orica Ltd	0.00	9,416	2,338,653	Medium	Australia	Basic Materials
Perusahaan Gas Negara (Persero) Tbk Class B	0.00	9,387	40,668,608	Large	Indonesia	Utilities
Schroders PLC	0.00	9,367	713,659	Medium	United Kingdom	Financial Services
Genting Singapore Ltd	0.00	9,364	37,128,501	Large	Singapore	Consumer Cyclical
Marui Group Co Ltd	0.00	9,350	1,166,556	Medium	Japan	Consumer Cyclical
Kyushu Electric Power Co Inc	0.00	9,330	2,385,867	Medium	Japan	Utilities
Surya Citra Media Tbk	0.00	9,323	39,383,362	Medium	Indonesia	Consumer Cyclical
Aker BP ASA	0.00	9,321	678,367	Large	Norway	Energy
Agnico Eagle Mines Ltd	0.00	9,319	5,212	Medium	Canada	Basic Materials
Japan Post Bank Co Ltd	0.00	9,315	2,435,610	Giant	Japan	Financial Services
NGK Spark Plug Co Ltd	0.00	9,309	988,225	Medium	Japan	Consumer Cyclical
Weight Watchers International Inc	0.00	9,305	67,663	Medium	United States	Consumer Cyclical
EnerSys	0.00	9,248	55,905	Medium	United States	Technology
Iamgold Corp	0.00	9,238	118,072	Small	Canada	Basic Materials
Quaker Chemical Corp	0.00	9,237	24,089	Small	United States	Basic Materials
Cabot Microelectronics Corp	0.00	9,233	47,214	Small	United States	Technology
StarHub Ltd	0.00	9,227	11,265,317	Medium	Singapore	Communication Services
Ain Holdings Inc	0.00	9,225	190,975	Medium	Japan	Consumer Defensive
Andeavor	0.00	9,214	76,916	Large	United States	Energy
Northern Trust Corp	0.00	9,200	115,603	Large	United States	Financial Services
Sasol Ltd	0.00	9,177	58,755	Large	South Africa	Energy
Bank of East Asia Ltd	0.00	9,166	7,718,203	Large	Hong Kong	Financial Services
Keisei Electric Railway Co Ltd	0.00	9,161	817,756	Medium	Japan	Industrials
Edison International	0.00	9,157	174,446	Large	United States	Utilities
Tsuruha Holdings Inc	0.00	9,145	233,812	Medium	Japan	Consumer Defensive
Ems-Chemie Holding AG	0.00	9,137	48,297	Large	Switzerland	Basic Materials
IDEXX Laboratories Inc	0.00	9,137	47,291	Large	United States	Healthcare
Las Vegas Sands Corp	0.00	9,080	198,997	Large	United States	Consumer Cyclical
Boyd Gaming Corp	0.00	9,080	143,900	Medium	United States	Consumer Cyclical
Stanley Electric Co Ltd	0.00	9,074	841,962	Medium	Japan	Consumer Cyclical
Medifast Inc	0.00	9,049	21,986	Small	United States	Consumer Cyclical
New York Times Co Class A	0.00	9,040	210,412	Medium	United States	Consumer Cyclical
Faurecia SA	0.00	9,036	478,314	Medium	France	Consumer Cyclical
AMN Healthcare Services Inc	0.00	9,027	89,050	Small	United States	Healthcare

# Target Date Fund 2020

**Total Stocks**  
6752

**Total Bonds**  
10626

**Total Cash**  
415

## Stock Portfolio Analysis as of 09-30-18

Security Name	Net Assets %	Market Value \$	Shares Owned	Market Cap	Country	Sector
Ingenico Group SA	0.00	9,007	378,909	Medium	France	Industrials
IQVIA Holdings Inc	0.00	8,997	91,001	Large	United States	Healthcare
Dana Inc	0.00	8,995	260,901	Small	United States	Consumer Cyclical
Motorola Solutions Inc	0.00	8,986	90,721	Large	United States	Technology
Dassault Aviation SA	0.00	8,976	15,556	Large	France	Industrials
Challenger Ltd	0.00	8,961	3,556,006	Medium	Australia	Financial Services
WEC Energy Group Inc	0.00	8,949	176,850	Large	United States	Utilities
Ironwood Pharmaceuticals Inc Class A	0.00	8,942	263,869	Small	United States	Healthcare
IHS Markit Ltd	0.00	8,941	218,801	Large	United States	Industrials
Zhejiang Expressway Co Ltd H Shares	0.00	8,940	6,097,086	Large	China	Industrials
Dycom Industries Inc	0.00	8,938	57,577	Small	United States	Industrials
Essent Group Ltd	0.00	8,934	110,080	Medium	United States	Financial Services
Delivery Hero SE	0.00	8,909	598,643	Medium	Germany	Technology
RH	0.00	8,889	37,181	Small	United States	Consumer Cyclical
Hokuriku Electric Power Co Inc	0.00	8,871	1,505,799	Medium	Japan	Utilities
Wilmar International Ltd	0.00	8,852	12,222,426	Large	Singapore	Consumer Defensive
Taisho Pharmaceutical Holding Co Ltd	0.00	8,852	235,495	Large	Japan	Healthcare
Petroleo Brasileiro SA Petrobras Participating Preferred	0.00	8,851	435,409		Brazil	Energy
Rexel SA	0.00	8,849	1,916,954	Medium	France	Technology
The Swatch Group AG Reg.Shares	0.00	8,837	369,328	Large	Switzerland	Consumer Cyclical
Hisamitsu Pharmaceutical Co Inc	0.00	8,812	375,548	Medium	Japan	Healthcare
Trinseo SA	0.00	8,809	62,210	Small	United States	Consumer Cyclical
Five9 Inc	0.00	8,787	111,491	Small	United States	Technology
Fortescue Metals Group Ltd	0.00	8,763	10,160,020	Large	Australia	Basic Materials
KION GROUP AG	0.00	8,748	468,375	Medium	Germany	Industrials
Amundi SA	0.00	8,726	384,193	Large	France	Financial Services
Xilinx Inc	0.00	8,725	147,268	Large	United States	Technology
Nisshin Seifun Group Inc	0.00	8,720	1,313,664	Medium	Japan	Consumer Defensive
Kasikornbank Public Co Ltd DR	0.00	8,705	803,769		Thailand	Financial Services
Bayerische Motoren Werke AG Participating Preferred	0.00	8,695	366,260		Germany	Consumer Cyclical
Nagoya Railroad Co Ltd	0.00	8,691	1,162,411	Medium	Japan	Industrials
Cerner Corp	0.00	8,687	183,302	Large	United States	Technology
Devon Energy Corp	0.00	8,670	295,606	Large	United States	Energy
Zalando SE	0.00	8,656	739,952	Medium	Germany	Consumer Cyclical
International Paper Co	0.00	8,652	240,213	Large	United States	Consumer Cyclical
Global Payments Inc	0.00	8,645	92,672	Large	United States	Industrials
Palo Alto Networks Inc	0.00	8,640	52,413	Large	United States	Technology
NGK Insulators Ltd	0.00	8,639	1,745,477	Medium	Japan	Industrials
H. Lundbeck A/S	0.00	8,639	466,120	Medium	Denmark	Healthcare
CenturyLink Inc	0.00	8,638	556,911	Large	United States	Communication Services
Supernus Pharmaceuticals Inc	0.00	8,618	96,743	Small	United States	Healthcare
Brother Industries Ltd	0.00	8,610	1,457,676	Medium	Japan	Industrials
Trinet Group Inc	0.00	8,597	86,488	Medium	United States	Industrials
Twitter Inc	0.00	8,589	414,845	Large	United States	Technology
Raiffeisen Bank International AG	0.00	8,587	999,831	Medium	Austria	Financial Services
Tele2 AB B	0.00	8,587	2,391,224	Medium	Sweden	Communication Services
Freeport-McMoRan Inc	0.00	8,573	848,168	Large	United States	Basic Materials
Harris Corp	0.00	8,567	69,774	Large	United States	Technology
Moelis & Co Class A	0.00	8,565	88,887	Small	United States	Financial Services
Ube Industries Ltd	0.00	8,550	566,746	Medium	Japan	Basic Materials
Mitsubishi Tanabe Pharma Corp	0.00	8,523	1,721,591	Large	Japan	Healthcare
Fleetcor Technologies Inc	0.00	8,523	51,819	Large	United States	Industrials
Brooks Automation Inc	0.00	8,519	139,053	Small	United States	Technology
Pandora Media Inc	0.00	8,516	512,201	Small	United States	Consumer Cyclical
Kennametal Inc	0.00	8,500	111,823	Small	United States	Industrials

# Target Date Fund 2020

**Total Stocks**  
6752

**Total Bonds**  
10626

**Total Cash**  
415

## Stock Portfolio Analysis as of 09-30-18

Security Name	Net Assets %	Market Value \$	Shares Owned	Market Cap	Country	Sector
Hikari Tsushin Inc	0.00	8,498	145,638	Large	Japan	Communication Services
Israel Chemicals Ltd	0.00	8,457	4,703,520	Medium	Israel	Basic Materials
Boston Beer Co Inc Class A	0.00	8,442	16,943	Small	United States	Consumer Defensive
Regis Resources Ltd	0.00	8,435	169,970	Small	Australia	Basic Materials
Marathon Oil Corp	0.00	8,429	507,152	Large	United States	Energy
Persol Holdings Co Ltd	0.00	8,417	1,227,401	Medium	Japan	Industrials
Fomento Economico Mexicano SAB de CV Units (1 Series B, 4 Series D)	0.00	8,403	229,949		Mexico	Consumer Defensive
DTE Energy Co	0.00	8,403	108,187	Large	United States	Utilities
Poste Italiane SpA	0.00	8,400	3,602,992	Medium	Italy	Financial Services
Regenxbio Inc	0.00	8,385	64,517	Small	United States	Healthcare
Singapore Exchange Ltd	0.00	8,348	5,340,056	Large	Singapore	Financial Services
The Chiba Bank Ltd	0.00	8,329	4,215,238	Medium	Japan	Financial Services
Tenet Healthcare Corp	0.00	8,324	171,154	Small	United States	Healthcare
ConvaTec Group PLC	0.00	8,319	9,504,190	Medium	United Kingdom	Healthcare
AeroVironment Inc	0.00	8,318	43,425	Small	United States	Industrials
Aerjet Rocketdyne Holdings Inc	0.00	8,305	143,308	Small	United States	Industrials
Hecla Mining Co	0.00	8,297	1,903,795	Small	United States	Basic Materials
Eversource Energy	0.00	8,280	192,163	Large	United States	Utilities
NSK Ltd	0.00	8,264	2,512,308	Medium	Japan	Industrials
Andritz AG	0.00	8,262	493,448	Medium	Austria	Industrials
Detour Gold Corp	0.00	8,259	53,797	Small	Canada	Basic Materials
Verisk Analytics Inc	0.00	8,255	97,939	Large	United States	Industrials
Clorox Co	0.00	8,250	78,495	Large	United States	Consumer Defensive
WD-40 Co	0.00	8,250	28,304	Small	United States	Basic Materials
Dell-VNWare Tracking Stock V	0.00	8,244	121,566	Large	United States	Technology
Royal Gold Inc	0.00	8,240	155,524	Medium	United States	Basic Materials
Puma SE	0.00	8,238	58,343	Medium	Germany	Consumer Cyclical
National Bank Of Greece Common Stock Eur3.0	0.00	8,235	1,521,913			
JD.com Inc ADR	0.00	8,224	87,195	Giant	China	Consumer Cyclical
Centamin PLC	0.00	8,221	331,238	Small	Egypt	Basic Materials
Abiomed Inc	0.00	8,219	26,251	Large	United States	Healthcare
Tatneft PJSC	0.00	8,215	178,397	Large	Russia	Energy
USS Co Ltd	0.00	8,195	1,550,983	Medium	Japan	Consumer Cyclical
Cogent Communications Holdings Inc	0.00	8,184	87,294	Small	United States	Communication Services
Best Buy Co Inc	0.00	8,162	148,771	Large	United States	Consumer Cyclical
Paylocity Holding Corp	0.00	8,158	60,645	Medium	United States	Technology
Keikyu Corp	0.00	8,149	1,579,441	Medium	Japan	Industrials
Eutelsat Communications	0.00	8,132	1,217,868	Medium	France	Technology
Nissin Foods Holdings Co Ltd	0.00	8,124	418,825	Medium	Japan	Consumer Defensive
K+S AG	0.00	8,115	1,371,449	Medium	Germany	Basic Materials
Japan Airlines Co Ltd	0.00	8,112	800,937	Large	Japan	Industrials
Kawasaki Heavy Industries Ltd	0.00	8,077	1,020,600	Medium	Japan	Industrials
Hess Corp	0.00	8,063	164,941	Large	United States	Energy
Harsco Corp	0.00	8,052	170,614	Small	United States	Basic Materials
Alamos Gold Inc	0.00	8,051	94,253	Small	Canada	Basic Materials
AIB Group PLC	0.00	8,008	5,622,629	Large	Ireland	Financial Services
iRhythm Technologies Inc	0.00	8,005	51,458	Small	United States	Healthcare
Amicus Therapeutics Inc	0.00	8,004	402,898	Small	United States	Healthcare
Randgold Resources Ltd ADR	0.00	8,003	2,527	Medium	United Kingdom	Basic Materials
Ford Otomotiv Sanayi AS	0.00	8,000	459,516	Medium	Turkey	Consumer Cyclical
Cheesecake Factory Inc	0.00	7,996	90,979	Small	United States	Consumer Cyclical
Albany International Corp	0.00	7,982	61,271	Small	United States	Consumer Cyclical
Singapore Technologies Engineering Ltd	0.00	7,980	11,055,114	Large	Singapore	Industrials
Epiroc AB Share B	0.00	7,971	2,796,295	Large	Sweden	Industrials
Fifth Third Bancorp	0.00	7,971	422,869	Large	United States	Financial Services



# Target Date Fund 2020

**Total Stocks**  
6752

**Total Bonds**  
10626

**Total Cash**  
415

## Stock Portfolio Analysis as of 09-30-18

Security Name	Net Assets %	Market Value \$	Shares Owned	Market Cap	Country	Sector
Citizens Financial Group Inc	0.00	7,958	306,106	Large	United States	Financial Services
Toppan Printing Co Ltd	0.00	7,954	1,792,342	Medium	Japan	Industrials
Halozyme Therapeutics Inc	0.00	7,932	268,081	Small	United States	Healthcare
Hakuhodo DY Holdings Inc	0.00	7,925	1,641,256	Medium	Japan	Consumer Cyclical
J&J Snack Foods Corp	0.00	7,913	32,282	Small	United States	Consumer Defensive
Sumitomo Heavy Industries Ltd	0.00	7,902	806,664	Medium	Japan	Industrials
Willis Towers Watson PLC	0.00	7,895	83,769	Large	United States	Financial Services
NAVER Corp	0.00	7,882	3,524	Giant	South Korea	Technology
Otsuka Corp	0.00	7,879	771,468	Large	Japan	Technology
Fuchs Petrolub SE Participating Preferred	0.00	7,859	515,291	Medium	Germany	Basic Materials
Aozora Bank Ltd	0.00	7,848	805,671	Medium	Japan	Financial Services
Novanta Inc	0.00	7,842	71,214	Small	United States	Technology
OSRAM Licht AG	0.00	7,836	723,754	Medium	Germany	Technology
Frutarom Industries Ltd	0.00	7,824	278,162	Medium	Israel	Basic Materials
Petroleo Brasileiro SA Petrobras	0.00	7,818	377,763	Giant	Brazil	Energy
Quidel Corp	0.00	7,813	74,743	Small	United States	Healthcare
Abu Dhabi Commercial Bank	0.00	7,797	2,612,530	Medium	United Arab Emirates	Financial Services
Companhia Brasileira De Distribuicao Participating Preferred	0.00	7,791	241,511		Brazil	Consumer Cyclical
ANA Holdings Inc	0.00	7,787	823,936	Large	Japan	Industrials
MyoKardia Inc	0.00	7,783	74,709	Small	United States	Healthcare
Monro Inc	0.00	7,757	69,986	Small	United States	Consumer Cyclical
Q2 Holdings Inc	0.00	7,746	80,446	Small	United States	Technology
Hang Lung Properties Ltd	0.00	7,744	14,730,164	Large	Hong Kong	Real Estate
CNP Assurances	0.00	7,735	1,194,403	Large	France	Financial Services
Orion Oyj B	0.00	7,727	760,141	Medium	Finland	Healthcare
ExlService Holdings Inc	0.00	7,726	73,581	Small	United States	Industrials
Carrizo Oil & Gas Inc	0.00	7,724	193,295	Small	United States	Energy
Apache Corp	0.00	7,724	247,672	Large	United States	Energy
Textron Inc	0.00	7,717	165,195	Medium	United States	Industrials
Sony Financial Holdings Inc	0.00	7,700	1,306,320	Large	Japan	Financial Services
Showa Shell Sekiyu KK	0.00	7,689	1,358,963	Large	Japan	Energy
AMETEK Inc	0.00	7,686	149,222	Large	United States	Industrials
ComfortDelGro Corp Ltd	0.00	7,669	16,195,973	Large	Singapore	Industrials
Lancaster Colony Corp	0.00	7,667	32,645	Medium	United States	Consumer Defensive
National Vision Holdings Inc	0.00	7,665	107,909	Small	United States	Consumer Cyclical
Itron Inc	0.00	7,660	75,873	Small	United States	Technology
Tandem Diabetes Care Inc	0.00	7,660	113,703	Small	United States	Healthcare
Heron Therapeutics Inc	0.00	7,652	153,903	Small	United States	Healthcare
Pretium Resources Inc	0.00	7,651	57,096	Small	Canada	Basic Materials
Aerie Pharmaceuticals Inc	0.00	7,650	79,139	Small	United States	Healthcare
Shutterfly Inc A	0.00	7,641	73,927	Small	United States	Consumer Cyclical
Merlin Entertainments PLC	0.00	7,634	5,516,418	Medium	United Kingdom	Consumer Cyclical
Ptt PCL DR	0.00	7,620	1,356,142		Thailand	Energy
Carmila SAS	0.00	7,616	414,149	Medium	France	Real Estate
Cavco Industries Inc	0.00	7,589	19,253	Small	United States	Consumer Cyclical
William Demant Holding A/S	0.00	7,586	765,989	Medium	Denmark	Healthcare
Total System Services Inc	0.00	7,575	119,571	Medium	United States	Financial Services
SRC Energy Inc	0.00	7,575	547,922	Small	United States	Energy
Repligen Corp	0.00	7,573	87,830	Small	United States	Healthcare
Americold Realty Trust	0.00	7,570	194,685	Medium	United States	Real Estate
Jerónimo Martins SGPS SA	0.00	7,545	1,954,733	Medium	Portugal	Consumer Defensive
Avis Budget Group Inc	0.00	7,526	151,557	Small	United States	Industrials
Industrivarden AB C	0.00	7,522	1,295,499	Medium	Sweden	Financial Services
Metso Corp	0.00	7,519	811,912	Medium	Finland	Industrials
Ascleptis Pharma Inc Ordinary Shares	0.00	7,518	3,372,322	Medium	China	Healthcare

# Target Date Fund 2020

			<b>Total Stocks</b> 6752	<b>Total Bonds</b> 10626	<b>Total Cash</b> 415	
<b>Stock Portfolio Analysis</b> as of 09-30-18						
Security Name	Net Assets %	Market Value \$	Shares Owned	Market Cap	Country	Sector
Petra Diamonds Ltd	0.00	7,514	6,791,588	Micro	South Africa	Basic Materials
Laboratory Corp of America Holdings	0.00	7,499	67,978	Medium	United States	Healthcare
Millicom International Cellular SA DR	0.00	7,499	501,197	Medium	United States	Communication Services
Glaukos Corp	0.00	7,495	75,054	Small	United States	Healthcare
Splunk Inc	0.00	7,476	97,648	Medium	United States	Technology
Kellogg Co	0.00	7,461	168,616	Large	United States	Consumer Defensive
Risesun Real Estate Development Co Ltd	0.00	7,458	2,507,485	Large	China	Real Estate
Western Digital Corp	0.00	7,457	201,683	Medium	United States	Technology
Compass Minerals International Inc	0.00	7,457	72,486	Small	United States	Basic Materials
St Barbara Ltd	0.00	7,454	181,159	Small	Australia	Basic Materials
CCR SA	0.00	7,440	2,170,194	Medium	Brazil	Industrials
PetroChina Co Ltd H	0.00	7,440	2,808,963	Giant	China	Energy
PTC Therapeutics Inc	0.00	7,439	103,639	Small	United States	Healthcare
Formosa Plastics Corp	0.00	7,438	593,676	Giant	Taiwan	Basic Materials
Keihan Holdings Co Ltd	0.00	7,424	753,692	Medium	Japan	Industrials
Taiheiyō Cement Corp	0.00	7,418	917,538	Medium	Japan	Basic Materials
Tanger Factory Outlet Centers Inc	0.00	7,405	212,895	Small	United States	Real Estate
Staar Surgical Co	0.00	7,398	101,480	Small	United States	Healthcare
Tahoe Resources Inc	0.00	7,398	1,903,816	Small	Peru	Basic Materials
Dufry AG	0.00	7,384	255,342	Medium	Switzerland	Consumer Cyclical
Bolloré SA	0.00	7,381	6,665,536	Large	France	Industrials
American Airlines Group Inc	0.00	7,378	285,664	Large	United States	Industrials
Franklin Electric Co Inc	0.00	7,376	103,091	Small	United States	Industrials
Eurazeo SE	0.00	7,375	365,457	Medium	France	Financial Services
China Life Insurance Co Ltd H Shares	0.00	7,371	1,001,621	Giant	China	Financial Services
Cintas Corp	0.00	7,368	59,686	Large	United States	Industrials
Tyson Foods Inc Class A	0.00	7,363	198,329	Large	United States	Consumer Defensive
Investa Office Fund	0.00	7,361	2,650,989	Medium	Australia	Real Estate
Forward Air Corp	0.00	7,352	67,936	Small	United States	Industrials
Sumitomo Dainippon Pharma Co Ltd	0.00	7,343	1,253,746	Large	Japan	Healthcare
Tokyu Fudosan Holdings Corp	0.00	7,343	4,130,081	Medium	Japan	Real Estate
Bendigo and Adelaide Bank Ltd	0.00	7,338	3,704,862	Medium	Australia	Financial Services
Kobayashi Pharmaceutical Co Ltd	0.00	7,323	391,271	Medium	Japan	Consumer Defensive
BioTelemetry Inc	0.00	7,319	75,578	Small	United States	Healthcare
Singapore Airlines Ltd	0.00	7,318	4,040,678	Large	Singapore	Industrials
NOVATEK PJSC GDR	0.00	7,311	12,364	Giant	Russia	Energy
CIMIC Group Ltd	0.00	7,294	775,453	Large	Australia	Industrials
Chugoku Electric Power Co Inc	0.00	7,289	2,240,427	Medium	Japan	Utilities
H.B. Fuller Co	0.00	7,279	94,272	Small	United States	Basic Materials
Fraport AG	0.00	7,251	325,832	Medium	Germany	Industrials
Varonis Systems Inc	0.00	7,250	66,499	Small	United States	Technology
Children's Place Inc	0.00	7,248	38,115	Small	United States	Consumer Cyclical
SEB SA	0.00	7,243	169,139	Medium	France	Consumer Defensive
Comfort Systems USA Inc	0.00	7,231	86,366	Small	United States	Industrials
Crown Resorts Ltd	0.00	7,226	2,909,223	Large	Australia	Consumer Cyclical
Dorman Products Inc	0.00	7,224	63,326	Small	United States	Consumer Cyclical
Ryman Healthcare Ltd	0.00	7,223	3,102,314	Medium	New Zealand	Healthcare
Wynn Macau Ltd	0.00	7,222	12,520,640	Large	Macao	Consumer Cyclical
Husqvarna AB B	0.00	7,220	3,379,933	Medium	Sweden	Industrials
Medipal Holdings Corp	0.00	7,214	1,379,596	Medium	Japan	Healthcare
Coca-Cola Bottlers Japan Holdings Inc	0.00	7,214	1,075,995	Medium	Japan	Consumer Defensive
JSR Corp	0.00	7,202	1,542,208	Medium	Japan	Basic Materials
VeriSign Inc	0.00	7,202	73,735	Large	United States	Technology
Axos Financial Inc	0.00	7,168	141,641	Small	United States	Financial Services
Summit Materials Inc A	0.00	7,157	267,933	Small	United States	Basic Materials

# Target Date Fund 2020

**Total Stocks**  
6752

**Total Bonds**  
10626

**Total Cash**  
415

## Stock Portfolio Analysis as of 09-30-18

Security Name	Net Assets %	Market Value \$	Shares Owned	Market Cap	Country	Sector
Travis Perkins PLC	0.00	7,156	2,072,992	Medium	United Kingdom	Basic Materials
Toho Co Ltd	0.00	7,153	917,538	Medium	Japan	Consumer Cyclical
ACADIA Pharmaceuticals Inc	0.00	7,148	234,635	Small	United States	Healthcare
Konami Holdings Corp	0.00	7,136	735,062	Medium	Japan	Technology
Cardinal Health Inc	0.00	7,130	218,639	Medium	United States	Healthcare
Sharp Corp	0.00	7,122	1,416,641	Large	Japan	Technology
BlackLine Inc	0.00	7,120	86,259	Small	United States	Technology
Endeavour Mining Corp	0.00	7,116	27,859	Small	Cote d'Ivoire	Basic Materials
Venture Corp Ltd	0.00	7,105	2,232,343	Large	Singapore	Technology
Fastenal Co	0.00	7,104	203,490	Medium	United States	Industrials
Recordati	0.00	7,082	850,336	Medium	Italy	Healthcare
LCI Industries Inc	0.00	7,080	58,829	Small	United States	Consumer Cyclical
Advanced Energy Industries Inc	0.00	7,077	94,308	Small	United States	Technology
Momenta Pharmaceuticals Inc	0.00	7,059	185,210	Small	United States	Healthcare
Guangdong Investment Ltd	0.00	7,056	3,033,064	Large	China	Utilities
TopBuild Corp	0.00	7,054	85,727	Small	United States	Basic Materials
Integer Holdings Corp	0.00	7,053	58,722	Small	United States	Healthcare
Realty Income Corp	0.00	7,052	207,533	Medium	United States	Real Estate
Hirose Electric Co Ltd	0.00	7,026	263,367	Medium	Japan	Technology
Plantronics Inc	0.00	7,023	80,780	Small	United States	Technology
Principal Financial Group Inc	0.00	7,023	201,511	Medium	United States	Financial Services
Sensient Technologies Corp	0.00	7,019	63,665	Small	United States	Basic Materials
Park24 Co Ltd	0.00	7,006	952,263	Medium	Japan	Industrials
National Oilwell Varco Inc	0.00	6,986	274,059	Medium	United States	Energy
Skyworks Solutions Inc	0.00	6,985	130,157	Medium	United States	Technology
Koninklijke Vopak NV	0.00	6,984	584,255	Medium	Netherlands	Industrials
Select Medical Holdings Corp	0.00	6,973	264,730	Small	United States	Healthcare
Toyo Suisan Kaisha Ltd	0.00	6,972	742,571	Medium	Japan	Consumer Defensive
PT Bank Central Asia Tbk	0.00	6,963	1,403,714	Giant	Indonesia	Financial Services
W.W. Grainger Inc	0.00	6,953	33,033	Large	United States	Industrials
Mitsubishi Gas Chemical Co Inc	0.00	6,923	1,352,222	Medium	Japan	Basic Materials
ResMed Inc	0.00	6,916	102,363	Medium	United States	Healthcare
Saia Inc	0.00	6,897	63,715	Small	United States	Industrials
Ulta Beauty Inc	0.00	6,884	41,849	Medium	United States	Consumer Cyclical
IAC/InterActiveCorp	0.00	6,882	54,478	Medium	United States	Technology
Iliad SA	0.00	6,865	220,407	Medium	France	Communication Services
Pacira Pharmaceuticals Inc	0.00	6,856	99,105	Small	United States	Healthcare
8x8 Inc	0.00	6,854	229,225	Small	United States	Communication Services
Beacon Roofing Supply Inc	0.00	6,850	134,596	Small	United States	Basic Materials
Ferro Corp	0.00	6,847	209,777	Small	United States	Basic Materials
Pirelli & C SpA Ordinary Shares	0.00	6,843	3,430,520	Medium	Italy	Consumer Cyclical
McCormick & Co Inc Non-Voting	0.00	6,842	89,613	Medium	United States	Consumer Defensive
Schibsted ASA B	0.00	6,837	830,879	Medium	Norway	Consumer Cyclical
WellCare Health Plans Inc	0.00	6,832	36,839	Medium	United States	Healthcare
NH Foods Ltd	0.00	6,831	779,744	Medium	Japan	Consumer Defensive
Lululemon Athletica Inc	0.00	6,829	72,659	Large	United States	Consumer Cyclical
Cheniere Energy Inc	0.00	6,821	169,902	Medium	United States	Energy
The Medicines Co	0.00	6,814	162,856	Small	United States	Healthcare
Norwegian Property ASA	0.00	6,814	8,000,957	Small	Norway	Real Estate
Teijin Ltd	0.00	6,808	1,501,158	Medium	Japan	Basic Materials
BioMerieux SA	0.00	6,805	345,345	Medium	France	Healthcare
Ameris Bancorp	0.00	6,805	106,587	Small	United States	Financial Services
American Water Works Co Inc	0.00	6,791	134,211	Medium	United States	Utilities
APAC Realty Ltd	0.00	6,787	26,474,625	Micro	Singapore	Real Estate
KLA-Tencor Corp	0.00	6,767	116,080	Medium	United States	Technology

# Target Date Fund 2020

**Total Stocks**  
6752

**Total Bonds**  
10626

**Total Cash**  
415

## Stock Portfolio Analysis as of 09-30-18

Security Name	Net Assets %	Market Value \$	Shares Owned	Market Cap	Country	Sector
Tiffany & Co	0.00	6,764	91,545	Medium	United States	Consumer Cyclical
HNI Corp	0.00	6,763	110,105	Small	United States	Industrials
Republic Services Inc Class A	0.00	6,760	162,489	Large	United States	Industrials
SSR Mining Inc	0.00	6,748	50,582	Small	Canada	Basic Materials
Singapore Press Holdings Ltd	0.00	6,745	13,712,964	Large	Singapore	Consumer Cyclical
Universal Forest Products Inc	0.00	6,745	137,872	Small	United States	Basic Materials
Amneal Pharmaceuticals Inc Ordinary Shares - Class A	0.00	6,741	219,515	Medium	United States	Healthcare
Pola Orbis Holdings Inc	0.00	6,739	788,198	Large	Japan	Consumer Defensive
SUMCO Corp	0.00	6,730	1,984,844	Medium	Japan	Technology
Yext Inc	0.00	6,729	205,529	Small	United States	Technology
GCP Applied Technologies Inc	0.00	6,728	183,466	Small	United States	Basic Materials
Carvana Co A	0.00	6,711	82,434	Medium	United States	Consumer Cyclical
Expedia Group Inc	0.00	6,705	90,485	Large	United States	Consumer Cyclical
Covanta Holding Corp	0.00	6,701	299,756	Small	United States	Industrials
Grupo Aval Acciones y Valores SA Participating Preferred	0.00	6,699	13,380,608		Colombia	Financial Services
Arena Pharmaceuticals Inc	0.00	6,686	105,846	Small	United States	Healthcare
Take-Two Interactive Software Inc	0.00	6,674	85,561	Medium	United States	Technology
Accelaron Pharma Inc	0.00	6,664	85,113	Small	United States	Healthcare
Ebix Inc	0.00	6,664	61,542	Small	United States	Technology
Suzuken Co Ltd	0.00	6,647	606,869	Medium	Japan	Healthcare
AnaptyBio Inc	0.00	6,643	48,823	Small	United States	Healthcare
Global Blood Therapeutics Inc	0.00	6,638	128,185	Small	United States	Healthcare
Ansys Inc	0.00	6,628	63,245	Medium	United States	Technology
Mapfre SA	0.00	6,619	9,176,831	Medium	Spain	Financial Services
MSCI Inc	0.00	6,612	66,550	Medium	United States	Financial Services
Gjensidige Forsikring ASA	0.00	6,604	1,707,783	Medium	Norway	Financial Services
Equifax Inc	0.00	6,602	90,422	Medium	United States	Industrials
Kansai Paint Co Ltd	0.00	6,587	1,562,093	Medium	Japan	Basic Materials
Axis Bank Ltd	0.00	6,584	268,909	Giant	India	Financial Services
PS Business Parks Inc	0.00	6,575	38,327	Small	United States	Real Estate
D.R. Horton Inc	0.00	6,564	1,797,992	Medium	United States	Consumer Cyclical
First Majestic Silver Corp	0.00	6,540	77,564	Small	Canada	Basic Materials
Broadridge Financial Solutions Inc	0.00	6,540	89,477	Medium	United States	Industrials
Comerica Inc	0.00	6,538	130,892	Medium	United States	Financial Services
Ensign Group Inc	0.00	6,533	128,455	Small	United States	Healthcare
Ameren Corp	0.00	6,527	186,752	Medium	United States	Utilities
Advanced Disposal Services Inc	0.00	6,526	179,876	Small	United States	Industrials
Telecom Italia SpA Rsp	0.00	6,523	53,508,411	Large	Italy	Communication Services
Mitsui O.S.K. Lines Ltd	0.00	6,503	986,734	Medium	Japan	Industrials
Wingstop Inc	0.00	6,499	71,350	Small	United States	Consumer Cyclical
Kaman Corp Class A	0.00	6,495	72,941	Small	United States	Industrials
Omnicom Group Inc	0.00	6,491	173,573	Medium	United States	Consumer Cyclical
TravelSky Technology Ltd H Shares	0.00	6,490	1,926,248	Large	China	Technology
Hochtief AG	0.00	6,477	173,640	Medium	Germany	Industrials
Red Rock Resorts Inc A	0.00	6,472	182,778	Small	United States	Consumer Cyclical
GTT Communications Inc	0.00	6,460	112,236	Small	United States	Communication Services
Arista Networks Inc	0.00	6,448	44,409	Large	United States	Technology
Casio Computer Co Ltd	0.00	6,437	1,761,456	Medium	Japan	Technology
LendingTree Inc	0.00	6,428	21,169	Small	United States	Financial Services
Federated Investors Inc Class B	0.00	6,425	201,950	Small	United States	Financial Services
CoStar Group Inc	0.00	6,416	28,055	Medium	United States	Real Estate
Citrix Systems Inc	0.00	6,412	106,212	Medium	United States	Technology
Formosa Chemicals & Fibre Corp	0.00	6,412	542,657	Giant	Taiwan	Basic Materials
Ball Corp	0.00	6,396	268,390	Medium	United States	Consumer Cyclical
Tenneco Inc Class A	0.00	6,393	115,592	Small	United States	Consumer Cyclical

# Target Date Fund 2020

**Total Stocks**  
6752

**Total Bonds**  
10626

**Total Cash**  
415

## Stock Portfolio Analysis as of 09-30-18

Security Name	Net Assets %	Market Value \$	Shares Owned	Market Cap	Country	Sector
Waters Corp	0.00	6,392	60,645	Medium	United States	Healthcare
Axel Springer SE	0.00	6,390	427,882	Medium	Germany	Consumer Cyclical
Servisfirst Bancshares Inc	0.00	6,386	124,420	Small	United States	Financial Services
Cloudera Inc	0.00	6,379	275,979	Small	United States	Technology
TD Ameritrade Holding Corp	0.00	6,376	223,481	Large	United States	Financial Services
The Mosaic Co	0.00	6,360	3,171,185	Medium	United States	Basic Materials
Mitsubishi Materials Corp	0.00	6,350	963,483	Medium	Japan	Basic Materials
Shenandoah Telecommunications Co	0.00	6,350	125,704	Small	United States	Communication Services
Noble Energy Inc	0.00	6,344	378,534	Medium	United States	Energy
Power Integrations Inc	0.00	6,335	77,073	Small	United States	Technology
ASM Pacific Technology Ltd	0.00	6,330	2,827,749	Large	Hong Kong	Technology
FCB Financial Holdings Inc Class A	0.00	6,319	102,764	Small	United States	Financial Services
NxStage Medical Inc	0.00	6,319	174,651	Small	United States	Healthcare
Eergy Inc	0.00	6,316	214,976	Medium	United States	Utilities
Toyo Seikan Group Holdings Ltd	0.00	6,311	1,387,791	Medium	Japan	Consumer Cyclical
Xencor Inc	0.00	6,302	124,994	Small	United States	Healthcare
Pinnacle Entertainment Inc	0.00	6,279	144,584	Small	United States	Consumer Cyclical
Lincoln National Corp	0.00	6,275	174,497	Medium	United States	Financial Services
Pricesmart Inc	0.00	6,255	60,173	Small	United States	Consumer Defensive
SailPoint Technologies Holdings Inc	0.00	6,241	143,181	Small	United States	Technology
REA Group Ltd	0.00	6,238	463,485	Large	Australia	Technology
Entergy Corp	0.00	6,231	145,525	Medium	United States	Utilities
Church & Dwight Co Inc	0.00	6,226	198,863	Medium	United States	Consumer Defensive
Nan Ya Plastics Corp	0.00	6,217	819,104	Giant	Taiwan	Basic Materials
Oracle Corp Japan	0.00	6,215	357,099	Large	Japan	Technology
MINDBODY Inc A	0.00	6,213	119,829	Small	United States	Technology
Saracen Mineral Holdings Ltd	0.00	6,211	338,980	Small	Australia	Basic Materials
Telefonica Deutschland Holding AG	0.00	6,203	6,810,159	Large	Germany	Communication Services
Lawson Inc	0.00	6,203	472,691	Medium	Japan	Consumer Defensive
Quest Diagnostics Inc	0.00	6,201	109,411	Medium	United States	Healthcare
Mobile Mini Inc	0.00	6,196	111,084	Small	United States	Industrials
Synopsys Inc	0.00	6,190	119,729	Medium	United States	Technology
Alarm.com Holdings Inc	0.00	6,187	84,861	Small	United States	Technology
THK Co Ltd	0.00	6,183	1,131,059	Medium	Japan	Industrials
Daicel Corp	0.00	6,155	2,478,049	Medium	Japan	Basic Materials
MGM Resorts International	0.00	6,139	423,021	Medium	United States	Consumer Cyclical
Pargesa Holding SA	0.00	6,134	358,321	Medium	Switzerland	Industrials
Tapstry Inc	0.00	6,133	234,861	Medium	United States	Consumer Cyclical
Localiza Rent A Car SA	0.00	6,121	876,738	Medium	Brazil	Consumer Cyclical
Sohgo Security Service Co Ltd	0.00	6,120	654,860	Medium	Japan	Industrials
Xylem Inc	0.00	6,118	147,821	Medium	United States	Industrials
LINE Corp	0.00	6,117	681,463	Large	Japan	Technology
Brown-Forman Corp Class B	0.00	6,086	233,560	Large	United States	Consumer Defensive
Atara Biotherapeutics Inc	0.00	6,083	117,800	Small	United States	Healthcare
Bank of Queensland Ltd	0.00	6,068	3,614,090	Medium	Australia	Financial Services
JTEKT Corp	0.00	6,060	1,966,941	Medium	Japan	Consumer Cyclical
Minth Group Ltd	0.00	6,054	6,977,449	Large	China	Consumer Cyclical
Coeur Mining Inc	0.00	6,054	996,545	Small	United States	Basic Materials
Genuine Parts Co	0.00	6,041	118,778	Medium	United States	Consumer Cyclical
Elbit Systems Ltd	0.00	6,037	227,278	Medium	Israel	Industrials
Sangamo Therapeutics Inc	0.00	6,014	287,376	Small	United States	Healthcare
Spark Therapeutics Inc	0.00	5,997	89,295	Small	United States	Healthcare
Loews Corp	0.00	5,993	235,049	Medium	United States	Financial Services
JELD-WEN Holding Inc	0.00	5,988	197,528	Small	United States	Basic Materials
Gartner Inc A	0.00	5,974	74,489	Medium	United States	Technology

# Target Date Fund 2020

**Total Stocks**  
6752

**Total Bonds**  
10626

**Total Cash**  
415

## Stock Portfolio Analysis as of 09-30-18

Security Name	Net Assets %	Market Value \$	Shares Owned	Market Cap	Country	Sector
Lexington Realty Trust	0.00	5,972	1,450,994	Small	United States	Real Estate
Baker Hughes, a GE Co Class A	0.00	5,972	348,995	Large	United States	Energy
Worthington Industries Inc	0.00	5,971	112,339	Small	United States	Basic Materials
WageWorks Inc	0.00	5,953	113,942	Small	United States	Industrials
Chunghwa Telecom Co Ltd	0.00	5,947	631,455	Giant	Taiwan	Communication Services
NWS Holdings Ltd	0.00	5,945	14,558,892	Large	Hong Kong	Industrials
Siemens Gamesa Renewable Energy SA	0.00	5,933	2,274,843	Medium	Spain	Industrials
CBRE Group Inc	0.00	5,923	267,721	Medium	United States	Real Estate
Nippon Yusen Kabushiki Kaisha	0.00	5,913	1,530,662	Medium	Japan	Industrials
Darden Restaurants Inc	0.00	5,897	106,183	Medium	United States	Consumer Cyclical
Dairy Farm International Holdings Ltd	0.00	5,890	3,198,796	Large	Hong Kong	Consumer Defensive
Masonite International Corp	0.00	5,880	75,991	Small	United States	Basic Materials
CA Inc	0.00	5,878	267,418	Large	United States	Technology
McDonald's Holdings Co (Japan) Ltd	0.00	5,870	655,516	Medium	Japan	Consumer Cyclical
Alteryx Inc A	0.00	5,867	85,143	Small	United States	Technology
Tryg A/S	0.00	5,860	1,156,410	Medium	Denmark	Financial Services
Callaway Golf Co	0.00	5,852	200,536	Small	United States	Consumer Cyclical
SPS Commerce Inc	0.00	5,852	49,083	Small	United States	Technology
Nabtesco Corp	0.00	5,849	1,083,120	Medium	Japan	Industrials
National Health Investors Inc	0.00	5,842	64,440	Small	United States	Real Estate
E*TRADE Financial Corp	0.00	5,838	225,359	Medium	United States	Financial Services
Arrowhead Pharmaceuticals Inc	0.00	5,836	254,097	Small	United States	Healthcare
Telenet Group Holding NV	0.00	5,832	522,897	Medium	Belgium	Communication Services
American States Water Co	0.00	5,832	79,670	Small	United States	Utilities
Granite Construction Inc	0.00	5,825	106,587	Small	United States	Industrials
Toho Gas Co Ltd	0.00	5,820	758,059	Medium	Japan	Utilities
Builders FirstSource Inc	0.00	5,813	331,814	Small	United States	Basic Materials
Kurita Water Industries Ltd	0.00	5,812	988,225	Medium	Japan	Industrials
Groupon Inc	0.00	5,811	1,292,050	Small	United States	Technology
Rogers Corp	0.00	5,807	33,064	Small	United States	Technology
TransUnion	0.00	5,802	160,458	Medium	United States	Industrials
Nevro Corp	0.00	5,802	85,457	Small	United States	Healthcare
Buenaventura Mining Co Inc ADR	0.00	5,798	183,388	Medium	Peru	Basic Materials
Zogenix Inc	0.00	5,797	98,206	Small	United States	Healthcare
Bloomin Brands Inc	0.00	5,795	246,136	Small	United States	Consumer Cyclical
Rémy Cointreau	0.00	5,783	220,996	Medium	France	Consumer Defensive
United Rentals Inc	0.00	5,779	72,167	Medium	United States	Industrials
Inphi Corp	0.00	5,770	128,252	Small	United States	Technology
Mueller Industries Inc	0.00	5,763	168,082	Small	United States	Industrials
C.H. Robinson Worldwide Inc	0.00	5,763	120,573	Medium	United States	Industrials
Brinker International Inc	0.00	5,759	104,238	Small	United States	Consumer Cyclical
Mebuki Financial Group Inc	0.00	5,755	8,323,219	Medium	Japan	Financial Services
Raven Industries Inc	0.00	5,754	106,471	Small	United States	Industrials
GoDaddy Inc A	0.00	5,720	141,582	Medium	United States	Technology
Allegiant Travel Co	0.00	5,717	38,415	Small	United States	Industrials
Portola Pharmaceuticals Inc	0.00	5,712	182,915	Small	United States	Healthcare
METRO AG	0.00	5,700	1,836,725	Medium	Germany	Consumer Defensive
First Data Corp Class A	0.00	5,699	482,489	Large	United States	Industrials
Hino Motors Ltd	0.00	5,688	2,629,440	Medium	Japan	Consumer Cyclical
Lennar Corp	0.00	5,684	252,870	Medium	United States	Consumer Cyclical
The Cooper Companies Inc	0.00	5,681	42,600	Medium	United States	Healthcare
Conagra Brands Inc	0.00	5,674	347,556	Medium	United States	Consumer Defensive
US Ecology Inc	0.00	5,670	66,048	Small	United States	Industrials
NSI NV	0.00	5,666	256,997	Small	Netherlands	Real Estate
Kennedy-Wilson Holdings Inc	0.00	5,662	226,560	Small	United States	Real Estate

# Target Date Fund 2020

**Total Stocks**  
6752

**Total Bonds**  
10626

**Total Cash**  
415

## Stock Portfolio Analysis as of 09-30-18

Security Name	Net Assets %	Market Value \$	Shares Owned	Market Cap	Country	Sector
Imperva Inc	0.00	5,661	104,866	Small	United States	Technology
Meridian Energy Ltd	0.00	5,656	13,221,430	Medium	New Zealand	Utilities
Hortonworks Inc	0.00	5,651	213,548	Small	United States	Technology
CDW Corp	0.00	5,644	132,776	Medium	United States	Technology
Meritor Inc	0.00	5,631	251,603	Small	United States	Consumer Cyclical
Denbury Resources Inc	0.00	5,628	785,650	Small	United States	Energy
Bank of Kyoto Ltd	0.00	5,608	551,606	Medium	Japan	Financial Services
Samsung SDI Co Ltd	0.00	5,605	9,762	Large	South Korea	Technology
Progress Software Corp	0.00	5,597	138,029	Small	United States	Technology
Wynn Resorts Ltd	0.00	5,588	92,921	Medium	United States	Consumer Cyclical
HFF Inc Class A	0.00	5,579	114,666	Small	United States	Real Estate
Symantec Corp	0.00	5,575	554,818	Medium	United States	Technology
Veeva Systems Inc Class A	0.00	5,574	108,446	Medium	United States	Technology
Chinese Universe Publishing and Media Co Ltd	0.00	5,551	1,657,183	Medium	China	Consumer Cyclical
Spectrum Pharmaceuticals Inc	0.00	5,548	289,942	Small	United States	Healthcare
Henry Schein Inc	0.00	5,517	138,851	Medium	United States	Healthcare
Air Water Inc	0.00	5,513	1,568,837	Medium	Japan	Basic Materials
Helios Technologies	0.00	5,498	88,920	Small	United States	Industrials
Annaly Capital Management Inc	0.00	5,495	1,154,105	Medium	United States	Real Estate
Uni-President Enterprises Corp	0.00	5,485	871,519	Large	Taiwan	Consumer Defensive
Expeditors International of Washington Inc	0.00	5,483	160,567	Medium	United States	Industrials
Dover Corp	0.00	5,477	133,362	Medium	United States	Industrials
Fortinet Inc	0.00	5,475	127,957	Medium	United States	Technology
AAON Inc	0.00	5,471	128,863	Small	United States	Basic Materials
Mercury Systems Inc	0.00	5,457	88,052	Small	United States	Technology
easyJet PLC	0.00	5,446	1,680,953	Medium	United Kingdom	Industrials
Artisan Partners Asset Management Inc	0.00	5,441	150,340	Small	United States	Financial Services
Acxiom Holdings	0.00	5,433	68,456	—	United States	—
Shake Shack Inc	0.00	5,429	77,306	Small	United States	Consumer Cyclical
Everbridge Inc	0.00	5,422	84,508	Small	United States	Technology
Cadence Design Systems Inc	0.00	5,422	260,515	Medium	United States	Technology
Kakaku.com Inc	0.00	5,418	1,472,109	Medium	Japan	Communication Services
Inmed Inc	0.00	5,416	240,901	Small	United States	Healthcare
Kobe Steel Ltd	0.00	5,412	3,238,638	Medium	Japan	Basic Materials
International Flavors & Fragrances Inc	0.00	5,379	84,866	Medium	United States	Basic Materials
Tokyo Century Corp	0.00	5,371	463,318	Medium	Japan	Industrials
Universal Insurance Holdings Inc	0.00	5,371	100,330	Small	United States	Financial Services
Usana Health Sciences Inc	0.00	5,370	40,407	Small	United States	Consumer Defensive
CF Industries Holdings Inc	0.00	5,368	216,872	Medium	United States	Basic Materials
Reata Pharmaceuticals Inc A	0.00	5,362	59,577	Small	United States	Healthcare
Virtusa Corp	0.00	5,358	90,691	Small	United States	Technology
Hitachi Metals Ltd	0.00	5,357	2,324,822	Medium	Japan	Basic Materials
Calavo Growers Inc	0.00	5,354	50,425	Small	United States	Consumer Defensive
GrubHub Inc	0.00	5,353	85,171	Medium	United States	Technology
JC Decaux SA	0.00	5,351	787,168	Medium	France	Consumer Cyclical
Nippon Electric Glass Co Ltd	0.00	5,351	914,972	Medium	Japan	Technology
Targa Resources Corp	0.00	5,346	209,669	Medium	United States	Energy
DexCom Inc	0.00	5,332	82,540	Medium	United States	Healthcare
Healthscope Ltd	0.00	5,325	18,965,369	Medium	Australia	Healthcare
Domino's Pizza Inc	0.00	5,316	40,049	Medium	United States	Consumer Cyclical
Federal Signal Corp	0.00	5,310	181,891	Small	United States	Industrials
PTC Inc	0.00	5,307	111,183	Medium	United States	Technology
Fresnillo PLC	0.00	5,307	2,689,600	Large	Mexico	Basic Materials
Badger Meter Inc	0.00	5,295	91,993	Small	United States	Technology
Kohl's Corp	0.00	5,286	158,370	Medium	United States	Consumer Cyclical

# Target Date Fund 2020

**Total Stocks**  
6752

**Total Bonds**  
10626

**Total Cash**  
415

## Stock Portfolio Analysis as of 09-30-18

Security Name	Net Assets %	Market Value \$	Shares Owned	Market Cap	Country	Sector
Iida Group Holdings Co Ltd	0.00	5,280	1,618,517	Medium	Japan	Real Estate
LivePerson Inc	0.00	5,278	187,708	Small	United States	Technology
Oxford Industries Inc	0.00	5,275	54,002	Small	United States	Consumer Cyclical
InterDigital Inc	0.00	5,271	60,888	Small	United States	Communication Services
Watts Water Technologies Inc A	0.00	5,262	58,687	Small	United States	Industrials
Houlihan Lokey Inc	0.00	5,257	108,414	Small	United States	Financial Services
Keysight Technologies Inc	0.00	5,256	178,131	Medium	United States	Technology
Jack Henry & Associates Inc	0.00	5,255	73,753	Medium	United States	Industrials
BJ's Restaurants Inc	0.00	5,236	67,466	Small	United States	Consumer Cyclical
Crown Holdings Inc	0.00	5,236	1,261,002	Medium	United States	Consumer Cyclical
Hasbro Inc	0.00	5,228	112,315	Medium	United States	Consumer Cyclical
Madrigal Pharmaceuticals Inc	0.00	5,209	22,748	Small	United States	Healthcare
F5 Networks Inc	0.00	5,209	59,204	Medium	United States	Technology
B3 SA - Brasil Bolsa Balcao	0.00	5,205	392,612	Large	Brazil	Financial Services
Akamai Technologies Inc	0.00	5,197	161,401	Medium	United States	Technology
Blucora Inc	0.00	5,196	121,019	Small	United States	Financial Services
Redfin Corp	0.00	5,194	260,483	Small	United States	Real Estate
RTL Group SA	0.00	5,193	403,511	Medium	Germany	Consumer Cyclical
Incyte Corp	0.00	5,189	170,911	Medium	United States	Healthcare
L E Lundbergforetagen AB B	0.00	5,182	854,009	Medium	Sweden	Financial Services
Imerys	0.00	5,182	389,871	Medium	France	Basic Materials
Raymond James Financial Inc	0.00	5,172	128,261	Medium	United States	Financial Services
US Physical Therapy Inc	0.00	5,168	41,071	Small	United States	Healthcare
Genomic Health Inc	0.00	5,165	69,368	Small	United States	Healthcare
Rinnai Corp	0.00	5,164	377,716	Medium	Japan	Consumer Cyclical
Shinsei Bank Ltd	0.00	5,147	1,761,457	Medium	Japan	Financial Services
CALBEE Inc	0.00	5,136	874,605	Medium	Japan	Consumer Defensive
Yokohama Rubber Co Ltd	0.00	5,127	1,335,657	Medium	Japan	Consumer Cyclical
Sega Sammy Holdings Inc	0.00	5,124	1,952,850	Medium	Japan	Technology
Turkcell Iletisim Hizmetleri AS	0.00	5,114	2,334,819	Medium	Turkey	Communication Services
Cactus Inc Class A	0.00	5,099	127,247	Small	United States	Energy
1&1 Drillisch AG	0.00	5,098	591,785	Medium	Germany	Communication Services
Advance Auto Parts Inc	0.00	5,098	70,140	Medium	United States	Consumer Cyclical
Viacom Inc B	0.00	5,096	349,719	Medium	United States	Consumer Cyclical
Industrial Bank Co Ltd	0.00	5,092	2,312,149	Giant	China	Financial Services
Editas Medicine Inc	0.00	5,079	153,081	Small	United States	Healthcare
Cubic Corp	0.00	5,075	66,681	Small	United States	Industrials
SG Holdings Co Ltd	0.00	5,066	1,098,765	Large	Japan	Industrials
CenterPoint Energy Inc	0.00	5,058	426,998	Medium	United States	Utilities
Oriental Pearl Group Co Ltd	0.00	5,041	1,450,912	Large	China	Technology
Cross Inc	0.00	5,037	228,794	Small	United States	Consumer Cyclical
Tenaga Nasional Bhd	0.00	5,037	608,975	Giant	Malaysia	Utilities
Boingo Wireless Inc	0.00	5,033	139,571	Small	United States	Communication Services
Alfa SAB de CV	0.00	5,014	3,989,528	Large	Mexico	Industrials
Beni Stabili SpA SIQ	0.00	5,013	12,107,046	Small	Italy	Real Estate
Enanta Pharmaceuticals Inc	0.00	5,007	56,998	Small	United States	Healthcare
Sarana Menara Nusantara Pt Common Stock Idr50.	0.00	4,994	101,465,264	—	—	—
Mizrahi Tefahot Bank Ltd	0.00	4,992	1,644,789	Medium	Israel	Financial Services
FMC Corp	0.00	4,992	135,427	Medium	United States	Basic Materials
Cincinnati Financial Corp	0.00	4,989	153,710	Medium	United States	Financial Services
Tabula Rasa HealthCare Inc	0.00	4,988	59,995	Small	United States	Technology
Sumitomo Rubber Industries Ltd	0.00	4,977	1,918,490	Medium	Japan	Consumer Cyclical
NRG Energy Inc	0.00	4,972	315,682	Medium	United States	Utilities
Norwegian Cruise Line Holdings Ltd	0.00	4,971	205,581	Medium	United States	Consumer Cyclical
Cibc Copper Index Swap 2	0.00	4,969	8	—	—	—



# Target Date Fund 2020

**Total Stocks**  
6752

**Total Bonds**  
10626

**Total Cash**  
415

## Stock Portfolio Analysis as of 09-30-18

Security Name	Net Assets %	Market Value \$	Shares Owned	Market Cap	Country	Sector
SS&C Technologies Holdings Inc	0.00	4,955	207,751	Medium	United States	Technology
Credit Saison Co Ltd	0.00	4,954	1,765,258	Medium	Japan	Financial Services
Arch Capital Group Ltd	0.00	4,954	396,059	Medium	United States	Financial Services
Patrick Industries Inc	0.00	4,948	82,281	Small	United States	Consumer Cyclical
IDEX Corp	0.00	4,943	78,366	Medium	United States	Industrials
Deutsche EuroShop AG	0.00	4,933	326,777	Small	Germany	Real Estate
ICA Gruppen AB	0.00	4,931	907,309	Medium	Sweden	Consumer Defensive
Centerra Gold Inc	0.00	4,925	109,056	Small	Canada	Basic Materials
SATS Ltd	0.00	4,908	7,539,504	Large	Singapore	Industrials
Theravance Biopharma Inc	0.00	4,908	149,098	Small	United States	Healthcare
DAMAC Properties Dubai Co PJSC	0.00	4,900	8,929,119	Medium	United Arab Emirates	Real Estate
Fubon Financial Holdings Co Ltd	0.00	4,899	1,340,928	Large	Taiwan	Financial Services
At Home Group Inc	0.00	4,892	154,489	Small	United States	Consumer Cyclical
Clovis Oncology Inc	0.00	4,889	165,850	Small	United States	Healthcare
Scientific Games Corp Class A	0.00	4,886	191,773	Small	United States	Consumer Cyclical
Continental Building Products Inc	0.00	4,885	129,721	Small	United States	Basic Materials
First Industrial Realty Trust Inc	0.00	4,871	155,128	Medium	United States	Real Estate
Alliance Data Systems Corp	0.00	4,867	49,993	Medium	United States	Financial Services
Imax Corp	0.00	4,861	188,800	Small	United States	Consumer Cyclical
Asbury Automotive Group Inc	0.00	4,852	70,851	Small	United States	Consumer Cyclical
Babcock International Group PLC	0.00	4,845	3,055,012	Medium	United Kingdom	Industrials
PCCW Ltd	0.00	4,842	49,423,588	Large	Hong Kong	Communication Services
Mitsubishi UFJ Lease & Finance Co Ltd	0.00	4,842	4,889,421	Medium	Japan	Financial Services
ASICS Corp	0.00	4,842	1,930,946	Medium	Japan	Consumer Cyclical
Hitachi High-Technologies Corp	0.00	4,830	835,510	Medium	Japan	Technology
Kirkland Lake Gold Ltd	0.00	4,806	9,413	Medium	Canada	Basic Materials
National Beverage Corp	0.00	4,800	41,768	Medium	United States	Consumer Defensive
Concept Therapeutics Inc	0.00	4,797	347,435	Small	United States	Healthcare
HollyFrontier Corp	0.00	4,785	168,905	Medium	United States	Energy
Arca Continental SAB de CV	0.00	4,783	807,512	Large	Mexico	Consumer Defensive
Domino's Pizza Enterprises Ltd	0.00	4,781	748,633	Medium	Australia	Consumer Cyclical
Kraton Corp	0.00	4,781	103,309	Small	United States	Basic Materials
JM Smucker Co	0.00	4,780	115,062	Medium	United States	Consumer Defensive
Takashimaya Co Ltd	0.00	4,773	1,704,532	Medium	Japan	Consumer Cyclical
Immunogen Inc	0.00	4,771	514,364	Small	United States	Healthcare
Harmony Gold Mining Co Ltd ADR	0.00	4,765	261,749	Small	South Africa	Basic Materials
Boise Cascade Co	0.00	4,755	132,365	Small	United States	Basic Materials
Tennant Co	0.00	4,746	64,135	Small	United States	Industrials
Tractor Supply Co	0.00	4,744	129,913	Medium	United States	Consumer Cyclical
Yamazaki Baking Co Ltd	0.00	4,742	1,438,445	Medium	Japan	Consumer Defensive
Eagle Bancorp Inc	0.00	4,736	96,265	Small	United States	Financial Services
Chipotle Mexican Grill Inc Class A	0.00	4,736	25,977	Medium	United States	Consumer Cyclical
Rapid7 Inc	0.00	4,727	131,935	Small	United States	Technology
Syntel Inc	0.00	4,721	118,864	Small	United States	Technology
Hang Lung Group Ltd	0.00	4,718	10,835,168	Large	Hong Kong	Real Estate
Evoqua Water Technologies Corp	0.00	4,710	273,961	Small	United States	Industrials
Vail Resorts Inc	0.00	4,706	43,024	Medium	United States	Consumer Cyclical
Hologic Inc	0.00	4,694	288,103	Medium	United States	Healthcare
Huntington Ingalls Industries Inc	0.00	4,690	46,105	Medium	United States	Industrials
PVH Corp	0.00	4,684	81,763	Medium	United States	Consumer Cyclical
Bezeq The Israeli Telecommunication Corp Ltd	0.00	4,672	25,048,845	Medium	Israel	Communication Services
Neurocrine Biosciences Inc	0.00	4,668	96,027	Medium	United States	Healthcare
Puma Biotechnology Inc	0.00	4,665	106,238	Small	United States	Healthcare
TPG Telecom Ltd	0.00	4,664	4,663,616	Medium	Australia	Communication Services
VMware Inc	0.00	4,662	75,654	Large	United States	Technology

# Target Date Fund 2020

**Total Stocks**  
6752

**Total Bonds**  
10626

**Total Cash**  
415

## Stock Portfolio Analysis as of 09-30-18

Security Name	Net Assets %	Market Value \$	Shares Owned	Market Cap	Country	Sector
Trimble Inc	0.00	4,653	271,664	Medium	United States	Technology
Albemarle Corp	0.00	4,645	118,326	Medium	United States	Basic Materials
Burlington Stores Inc	0.00	4,627	72,469	Medium	United States	Consumer Defensive
LG Household & Health Care Ltd	0.00	4,627	1,978	Large	South Korea	Consumer Defensive
Old Mutual Ltd Ordinary Shares	0.00	4,614	1,062,074	Large	United Kingdom	Financial Services
Altair Engineering Inc Class A	0.00	4,607	112,107	Small	United States	Technology
McGrath RentCorp	0.00	4,605	89,426	Small	United States	Industrials
New Oriental Education & Technology Group Inc ADR	0.00	4,602	30,738	Large	China	Consumer Defensive
TrueCar Inc	0.00	4,590	345,463	Small	United States	Technology
PerkinElmer Inc	0.00	4,589	121,379	Medium	United States	Healthcare
Bic	0.00	4,586	314,468	Medium	France	Consumer Defensive
MTN Group Ltd	0.00	4,583	367,324	Medium	South Africa	Communication Services
Mining and Metallurgical Company NORILSK NICKEL PJSC	0.00	4,582	13,087	Large	Russia	Basic Materials
Kaneka Corp	0.00	4,577	623,052	Medium	Japan	Basic Materials
Chart Industries Inc	0.00	4,566	62,186	Small	United States	Industrials
Medpace Holdings Inc	0.00	4,562	81,306	Small	United States	Healthcare
Old Dominion Freight Lines Inc	0.00	4,546	73,213	Medium	United States	Industrials
Four Corners Property Trust Inc	0.00	4,544	189,608	Small	United States	Real Estate
Marvell Technology Group Ltd	0.00	4,530	611,737	Large	China	Technology
CP All PCL DR	0.00	4,526	1,066,243		Thailand	Consumer Defensive
Lithia Motors Inc Class A	0.00	4,520	59,650	Small	United States	Consumer Cyclical
Hormel Foods Corp	0.00	4,520	299,657	Large	United States	Consumer Defensive
Home BancShares Inc	0.00	4,519	222,422	Medium	United States	Financial Services
Azrieli Group Ltd	0.00	4,514	560,984	Micro	Israel	Real Estate
China Steel Corp	0.00	4,501	2,723,923	Large	Taiwan	Basic Materials
Kamigumi Co Ltd	0.00	4,500	1,306,319	Medium	Japan	Industrials
Kerry Properties Ltd	0.00	4,488	8,488,570	Large	China	Real Estate
Cemex SAB de CV CPO Terms:2 Shs-A- & 1 Shs-B-	0.00	4,482	3,232,571	Large	Mexico	Basic Materials
Copart Inc	0.00	4,479	229,119	Medium	United States	Consumer Cyclical
Apptio Inc A	0.00	4,461	131,792	Small	United States	Technology
Interface Inc	0.00	4,457	208,609	Small	United States	Consumer Cyclical
Cardiovascular Systems Inc	0.00	4,453	124,451	Small	United States	Healthcare
Evertec Inc	0.00	4,452	202,118	Medium	Puerto Rico	Technology
Intrexon Corp	0.00	4,451	282,871	Small	United States	Healthcare
Sembcorp Industries Ltd	0.00	4,445	12,736,634	Large	Singapore	Industrials
Sleep Number Corp	0.00	4,441	132,437	Small	United States	Consumer Cyclical
Aramark	0.00	4,431	274,443	Medium	United States	Consumer Cyclical
AusNet Services Ltd	0.00	4,416	24,509,097	Medium	Australia	Utilities
JB Hunt Transport Services Inc	0.00	4,414	99,265	Medium	United States	Industrials
Tactile Systems Technology Inc	0.00	4,400	68,558	Small	United States	Healthcare
Steel Dynamics Inc	0.00	4,394	261,263	Medium	United States	Basic Materials
Tailored Brands Inc	0.00	4,393	193,372	Small	United States	Consumer Cyclical
Air Transport Services Group Inc	0.00	4,392	226,876	Small	United States	Industrials
Discovery Inc C	0.00	4,386	399,139	Medium	United States	Consumer Cyclical
Vistra Energy Corp	0.00	4,386	474,539	Medium	United States	Utilities
Yamaguchi Financial Group Inc	0.00	4,384	2,642,184	Medium	Japan	Financial Services
Fidelity National Financial Inc	0.00	4,384	300,039	Medium	United States	Financial Services
AxoGen Inc	0.00	4,381	132,185	Small	United States	Healthcare
Extendicare Inc	0.00	4,378	1,772,805	Micro	Canada	Healthcare
Kinsale Capital Group Inc	0.00	4,372	76,277	Small	United States	Financial Services
ICICI Bank Ltd	0.00	4,365	539,711	Giant	India	Financial Services
Juniper Networks Inc	0.00	4,365	393,943	Medium	United States	Technology
Packaging Corp of America	0.00	4,364	107,634	Medium	United States	Consumer Cyclical
PT Astra International Tbk	0.00	4,360	4,612,203	Giant	Indonesia	Consumer Cyclical
Sibanye-Stillwater ADR	0.00	4,359	174,500	Small	South Africa	Basic Materials

# Target Date Fund 2020

**Total Stocks**  
6752

**Total Bonds**  
10626

**Total Cash**  
415

## Stock Portfolio Analysis as of 09-30-18

Security Name	Net Assets %	Market Value \$	Shares Owned	Market Cap	Country	Sector
Varian Medical Systems Inc	0.00	4,358	105,481	Medium	United States	Healthcare
MaxLinear Inc A	0.00	4,355	245,022	Small	United States	Technology
Neenah Inc	0.00	4,343	56,443	Small	United States	Basic Materials
ePlus Inc	0.00	4,342	52,546	Small	United States	Technology
Quotient Technology Inc	0.00	4,337	314,260	Small	United States	Consumer Cyclical
Sarepta Therapeutics Inc	0.00	4,337	73,100	Medium	United States	Healthcare
Nasdaq Inc	0.00	4,324	137,605	Medium	United States	Financial Services
Atmos Energy Corp	0.00	4,319	125,721	Medium	United States	Utilities
Herc Holdings Inc	0.00	4,316	95,137	Small	United States	Industrials
Japan Airport Terminal Co Ltd	0.00	4,315	632,693	Medium	Japan	Industrials
Fortuna Silver Mines Inc	0.00	4,311	100,878	Small	Canada	Basic Materials
Flight Centre Travel Group Ltd	0.00	4,304	749,196	Medium	Australia	Consumer Cyclical
Hitachi Chemical Co Ltd	0.00	4,298	1,414,192	Medium	Japan	Basic Materials
Geely Automobile Holdings Ltd	0.00	4,295	1,141,592	Giant	China	Consumer Cyclical
Mega Financial Holding Co Ltd	0.00	4,294	2,525,819	Large	Taiwan	Financial Services
Viavi Solutions Inc	0.00	4,290	429,544	Small	United States	Technology
Osisko Gold Royalties Ltd	0.00	4,276	57,247	Small	Canada	Basic Materials
Yangzijiang Shipbuilding (Holdings) Ltd	0.00	4,275	31,738,872	Large	China	Industrials
NMI Holdings Inc A	0.00	4,267	215,057	Small	United States	Financial Services
SPX Corp	0.00	4,261	146,233	Small	United States	Industrials
Leidos Holdings Inc	0.00	4,244	170,712	Medium	United States	Technology
Nielsen Holdings PLC	0.00	4,244	426,843	Medium	United States	Industrials
Alliant Energy Corp	0.00	4,240	277,344	Medium	United States	Utilities
Cabot Oil & Gas Corp Class A	0.00	4,239	524,266	Medium	United States	Energy
Hypera SA	0.00	4,235	717,484	Medium	Brazil	Healthcare
Jazz Pharmaceuticals PLC	0.00	4,228	70,222	Medium	United States	Healthcare
Audentes Therapeutics Inc	0.00	4,227	123,037	Small	United States	Healthcare
Shenzhou International Group Holdings Ltd	0.00	4,222	177,379	Giant	China	Consumer Cyclical
Cambrex Corp	0.00	4,215	71,214	Small	United States	Healthcare
Iron Mountain Inc	0.00	4,215	342,018	Medium	United States	Industrials
Shimamura Co Ltd	0.00	4,211	303,434	Medium	Japan	Consumer Cyclical
TherapeuticsMD Inc	0.00	4,206	742,535	Small	United States	Healthcare
LKQ Corp	0.00	4,195	372,797	Medium	United States	Consumer Cyclical
The Ultimate Software Group Inc	0.00	4,189	36,645	Medium	United States	Technology
Qorvo Inc	0.00	4,181	153,550	Medium	United States	Technology
Mueller Water Products, Inc.	0.00	4,174	423,200	Small	United States	Industrials
Jacobs Engineering Group Inc	0.00	4,172	154,333	Medium	United States	Industrials
AppFolio Inc A	0.00	4,169	62,130	Small	United States	Technology
Schaeffler AG Participating Preferred	0.00	4,163	2,252,115	Small	Germany	Consumer Cyclical
Bunge Ltd	0.00	4,161	171,832	Medium	United States	Consumer Defensive
Spirit AeroSystems Holdings Inc	0.00	4,156	128,793	Medium	United States	Industrials
Qurate Retail Inc Class A	0.00	4,154	531,585	Medium	United States	Consumer Cyclical
Vanda Pharmaceuticals Inc	0.00	4,147	212,245	Small	United States	Healthcare
Zhaojin Mining Industry Co Ltd Class H	0.00	4,145	3,500,645	Medium	China	Basic Materials
Franklin Resources Inc	0.00	4,142	388,244	Medium	United States	Financial Services
Aimmune Therapeutics Inc	0.00	4,133	178,557	Small	United States	Healthcare
AtriCure Inc	0.00	4,133	139,053	Small	United States	Healthcare
Kadant Inc	0.00	4,129	45,165	Small	United States	Industrials
Michael Kors Holdings Ltd	0.00	4,118	172,206	Medium	United Kingdom	Consumer Cyclical
Lamb Weston Holdings Inc	0.00	4,113	177,275	Medium	United States	Consumer Defensive
STERIS PLC	0.00	4,111	103,204	Medium	United States	Healthcare
UGI Corp	0.00	4,110	212,806	Medium	United States	Utilities
Zions Bancorp NA	0.00	4,107	235,423	Medium	United States	Financial Services
Sandstorm Gold Ltd	0.00	4,104	116,489	Small	Canada	Basic Materials
ProPetro Holding Corp	0.00	4,101	295,393	Small	United States	Energy

# Target Date Fund 2020

**Total Stocks**  
6752

**Total Bonds**  
10626

**Total Cash**  
415

## Stock Portfolio Analysis as of 09-30-18

Security Name	Net Assets %	Market Value \$	Shares Owned	Market Cap	Country	Sector
Cleveland-Cliffs Inc	0.00	4,096	384,758	Medium	United States	Basic Materials
Benesse Holdings Inc	0.00	4,096	1,011,135	Medium	Japan	Consumer Defensive
Alleghany Corp	0.00	4,096	18,094	Medium	United States	Financial Services
Retrophin Inc	0.00	4,090	169,545	Small	United States	Healthcare
Mediclinic International PLC	0.00	4,088	5,148,653	Medium	United Kingdom	Healthcare
Arconic Inc	0.00	4,085	536,416	Medium	United States	Industrials
AEON Financial Service Co Ltd	0.00	4,074	1,390,150	Medium	Japan	Financial Services
Nektar Therapeutics Inc	0.00	4,073	193,676	Medium	United States	Healthcare
Kinross Gold Corp	0.00	4,055	66,023	Medium	Canada	Basic Materials
DaVita Inc	0.00	4,053	164,826	Medium	United States	Healthcare
Lear Corp	0.00	4,050	81,424	Medium	United States	Consumer Cyclical
Sturm Ruger & Co Inc	0.00	4,048	70,544	Small	United States	Industrials
Avery Dennison Corp	0.00	4,038	108,966	Medium	United States	Industrials
Louisiana-Pacific Corp	0.00	4,037	183,882	Medium	United States	Basic Materials
Natus Medical Inc	0.00	4,024	136,635	Small	United States	Healthcare
Exact Sciences Corp	0.00	4,020	149,601	Medium	United States	Healthcare
Sinclair Broadcast Group Inc	0.00	4,019	171,818	Small	United States	Consumer Cyclical
Yue Yuen Industrial (Holdings) Ltd	0.00	4,016	10,361,915	Large	China	Consumer Cyclical
Reinsurance Group of America Inc	0.00	4,005	81,671	Medium	United States	Financial Services
CSG Systems International Inc	0.00	4,003	121,351	Small	United States	Technology
Mabuchi Motor Co Ltd	0.00	3,995	713,418	Medium	Japan	Consumer Cyclical
Sernafo Inc	0.00	3,989	184,750	Small	Canada	Basic Materials
Zebra Technologies Corp	0.00	3,986	66,767	Medium	United States	Industrials
The AES Corp	0.00	3,982	843,322	Medium	United States	Utilities
ForeScout Technologies Inc	0.00	3,978	129,000	Small	United States	Technology
K2M Group Holdings Inc	0.00	3,976	177,970	Small	United States	Healthcare
Amdocs Ltd	0.00	3,972	178,940	Medium	United States	Technology
Tyler Technologies Inc	0.00	3,950	48,179	Medium	United States	Technology
Instructure Inc	0.00	3,947	137,600	Small	United States	Technology
Workiva Inc Class A	0.00	3,947	123,317	Small	United States	Technology
Cognex Corp	0.00	3,941	211,510	Medium	United States	Technology
Newell Brands Inc	0.00	3,940	581,601	Medium	United States	Consumer Defensive
Perrigo Co PLC	0.00	3,937	166,759	Medium	United States	Healthcare
Glacier Bancorp Inc	0.00	3,932	113,043	Medium	United States	Financial Services
Advanced Drainage Systems Inc	0.00	3,928	157,638	Small	United States	Consumer Cyclical
Carbonite Inc	0.00	3,923	136,635	Small	United States	Technology
Torchmark Corp	0.00	3,922	136,192	Medium	United States	Financial Services
TAL Education Group ADR	0.00	3,919	88,484	Large	China	Consumer Defensive
ON Semiconductor Corp	0.00	3,919	3,922,574	Medium	United States	Technology
Malibu Boats Inc Class A	0.00	3,917	89,017	Small	United States	Consumer Cyclical
Omeros Corp	0.00	3,914	199,551	Small	United States	Healthcare
Invesco Ltd	0.00	3,911	516,018	Medium	United States	Financial Services
Companhia De Saneamento Basico Do Estado De Sao Paulo	0.00	3,909	841,358	Medium	Brazil	Utilities
Malayan Banking Bhd	0.00	3,902	961,670	Giant	Malaysia	Financial Services
Molina Healthcare Inc	0.00	3,901	79,399	Medium	United States	Healthcare
Taiyo Nippon Sanso Corp	0.00	3,901	1,924,132	Medium	Japan	Basic Materials
China Mengniu Dairy Co Ltd	0.00	3,891	683,640	Large	China	Consumer Defensive
American Woodmark Corp	0.00	3,884	62,091	Small	United States	Consumer Cyclical
National General Holdings Corp	0.00	3,879	181,484	Small	United States	Financial Services
Seven Bank Ltd	0.00	3,857	9,111,486	Medium	Japan	Financial Services
Samsung C&T Corp	0.00	3,854	19,486	Giant	South Korea	Industrials
Invitae Corp	0.00	3,851	291,155	Small	United States	Healthcare
West Pharmaceutical Services Inc	0.00	3,843	95,623	Medium	United States	Healthcare
Delta Electronics Inc	0.00	3,839	530,230	Large	Taiwan	Technology
Westinghouse Air Brake Technologies Corp	0.00	3,837	112,572	Medium	United States	Industrials

# Target Date Fund 2020

**Total Stocks**  
6752

**Total Bonds**  
10626

**Total Cash**  
415

## Stock Portfolio Analysis as of 09-30-18

Security Name	Net Assets %	Market Value \$	Shares Owned	Market Cap	Country	Sector
Torex Gold Resources Inc	0.00	3,836	51,198	Small	Canada	Basic Materials
Novagold Resources Inc	0.00	3,836	69,068	Small	Canada	Basic Materials
Rosneft Oil Co	0.00	3,833	302,297	Giant	Russia	Energy
Varex Imaging Corp	0.00	3,827	169,959	Small	United States	Healthcare
Standex International Corp	0.00	3,827	46,725	Small	United States	Industrials
G1 Therapeutics Inc	0.00	3,823	93,154	Small	United States	Healthcare
Pros Holdings Inc	0.00	3,823	139,093	Small	United States	Technology
Nutrisystem Inc	0.00	3,821	131,472	Small	United States	Consumer Cyclical
Pinnacle West Capital Corp	0.00	3,802	149,109	Medium	United States	Utilities
Grupo Televisa SAB CPO Terms:25 Shs-A- + 35 Shs-L- + 35 Shs-D- + 22 Sh-B-	0.00	3,800	640,191	Large	Mexico	Consumer Cyclical
AGNC Investment Corp	0.00	3,798	633,736	Medium	United States	Real Estate
Vocera Communications Inc	0.00	3,797	133,161	Small	United States	Technology
Shangri-La Asia Ltd	0.00	3,794	19,361,823	Large	Hong Kong	Consumer Cyclical
Airports Of Thailand PLC DR	0.00	3,785	1,123,217		Thailand	Industrials
Kaiser Aluminum Corp	0.00	3,784	44,664	Small	United States	Basic Materials
Central Garden & Pet Co Class A	0.00	3,783	146,984	Small	United States	Consumer Defensive
Liberty TripAdvisor Holdings Inc Class A	0.00	3,781	328,015	Small	United States	Technology
The GEO Group Inc	0.00	3,779	193,602	Small	United States	Real Estate
Hyosung TNC Co Ltd Ordinary Shares	0.00	3,775	15,187		South Korea	Consumer Cyclical
Knoll Inc	0.00	3,773	207,720	Small	United States	Industrials
Atlassian Corporation PLC A	0.00	3,773	122,805	Large	United States	Technology
BorgWarner Inc	0.00	3,763	275,982	Medium	United States	Consumer Cyclical
Liberty Broadband Corp C	0.00	3,763	140,053	Medium	United States	Communication Services
Lindsay Corp	0.00	3,763	48,594	Small	United States	Industrials
PGT Innovations Inc	0.00	3,762	225,511	Small	United States	Basic Materials
East West Bancorp Inc	0.00	3,754	195,568	Medium	United States	Financial Services
Endocyte Inc	0.00	3,752	274,270	Small	United States	Healthcare
The Interpublic Group of Companies Inc	0.00	3,746	516,243	Medium	United States	Consumer Cyclical
Biohaven Pharmaceutical Holding Co Ltd	0.00	3,745	129,721	Small	United States	Healthcare
AEON Mall Co Ltd	0.00	3,737	1,675,730	Medium	Japan	Real Estate
SendGrid Inc	0.00	3,730	132,401	Small	United States	Technology
Web.com Group Inc	0.00	3,724	174,589	Small	United States	Technology
The Western Union Co	0.00	3,713	619,440	Medium	United States	Financial Services
SJM Holdings Ltd	0.00	3,699	31,128,682	Large	Hong Kong	Consumer Cyclical
Hub Group Inc Class A	0.00	3,696	106,821	Small	United States	Industrials
Maruichi Steel Tube Ltd	0.00	3,687	882,868	Medium	Japan	Basic Materials
Inter Parfums Inc	0.00	3,678	75,578	Small	United States	Consumer Defensive
PT Bank Mandiri (Persero) Tbk	0.00	3,668	5,040,845	Giant	Indonesia	Financial Services
Innoviva Inc	0.00	3,666	319,622	Small	United States	Healthcare
Teledyne Technologies Inc	0.00	3,665	47,861	Medium	United States	Technology
Atkore International Group Inc	0.00	3,655	183,605	Small	United States	Industrials
HCL Technologies Ltd	0.00	3,640	151,598	Giant	India	Technology
RPM International Inc	0.00	3,639	181,806	Medium	United States	Basic Materials
LegacyTexas Financial Group Inc	0.00	3,636	114,343	Small	United States	Financial Services
Faro Technologies Inc	0.00	3,632	75,696	Small	United States	Technology
Dentsply Sirona Inc	0.00	3,632	312,837	Medium	United States	Healthcare
Kia Motors Corp	0.00	3,631	71,893	Large	South Korea	Consumer Cyclical
Robert Half International Inc	0.00	3,628	167,754	Medium	United States	Industrials
ASE Technology Holding Co Ltd	0.00	3,622	932,349	Large	Taiwan	Technology
Wayfair Inc Class A	0.00	3,613	79,951	Medium	United States	Consumer Cyclical
Zijin Mining Group Co Ltd H	0.00	3,605	6,380,378	Large	China	Basic Materials
The Siam Commercial Bank PCL DR	0.00	3,604	493,763		Thailand	Financial Services
KMG Chemicals Inc	0.00	3,600	64,466	Small	United States	Basic Materials
Winnipeg Industries Inc	0.00	3,591	146,939	Small	United States	Consumer Cyclical
ServiceMaster Global Holdings Inc	0.00	3,590	190,336	Medium	United States	Industrials
























































# Target Date Fund 2020

**Total Stocks**  
6752

**Total Bonds**  
10626

**Total Cash**  
415

## Stock Portfolio Analysis as of 09-30-18

Security Name	Net Assets %	Market Value \$	Shares Owned	Market Cap	Country	Sector
FactSet Research Systems Inc	0.00	3,582	52,776	Medium	United States	 Financial Services
Esperion Therapeutics Inc	0.00	3,565	109,782	Small	United States	 Healthcare
Sankyo Co Ltd	0.00	3,564	735,888	Medium	Japan	 Consumer Cyclical
Career Education Corp	0.00	3,559	326,258	Small	United States	 Consumer Defensive
SK Holdings Co Ltd	0.00	3,552	8,793	Large	South Korea	 Technology
FLIR Systems Inc	0.00	3,547	192,070	Medium	United States	 Technology
Alaska Air Group Inc	0.00	3,542	171,457	Medium	United States	 Industrials
Seattle Genetics Inc	0.00	3,520	153,092	Medium	United States	 Healthcare
Apogee Enterprises Inc	0.00	3,509	117,885	Small	United States	 Basic Materials
Unum Group	0.00	3,505	302,189	Medium	United States	 Financial Services
Athene Holding Ltd A	0.00	3,504	228,543	Medium	United States	 Financial Services
DeNA Co Ltd	0.00	3,501	1,629,807	Medium	Japan	 Technology
WisdomTree Investments Inc	0.00	3,493	574,414	Small	United States	 Financial Services
Eldorado Gold Corp	0.00	3,492	492,021	Small	Canada	 Basic Materials
Aspen Technology Inc	0.00	3,491	103,647	Medium	United States	 Technology
Actuant Corp Class A	0.00	3,489	174,589	Small	United States	 Industrials
Sirius XM Holdings Inc	0.00	3,489	1,868,117	Large	United States	 Consumer Cyclical
Penn Virginia Corp	0.00	3,485	60,479	Small	United States	 Energy
H&E Equipment Services Inc	0.00	3,484	128,932	Small	United States	 Industrials
SEI Investments Co	0.00	3,482	193,232	Medium	United States	 Financial Services
Equity Lifestyle Properties Inc	0.00	3,479	122,410	Medium	United States	 Real Estate
Denali Therapeutics Inc	0.00	3,478	224,058	Small	United States	 Healthcare
Fluor Corp	0.00	3,471	203,211	Medium	United States	 Industrials
Atrion Corp	0.00	3,470	7,011	Small	United States	 Healthcare
CDK Global Inc	0.00	3,468	188,723	Medium	United States	 Technology
PJT Partners Inc A	0.00	3,466	93,047	Small	United States	 Financial Services
Samsung Fire & Marine Insurance Co Ltd	0.00	3,465	8,885	Large	South Korea	 Financial Services
MRC Global Inc	0.00	3,443	259,511	Small	United States	 Energy
Douglas Dynamics Inc	0.00	3,443	110,957	Small	United States	 Consumer Cyclical
Samsung BioLogics Co Ltd	0.00	3,442	4,726	Giant	South Korea	 Healthcare
Guidewire Software Inc	0.00	3,438	116,884	Medium	United States	 Technology
WPX Energy Inc Class A	0.00	3,425	586,804	Medium	United States	 Energy
KAR Auction Services Inc	0.00	3,424	197,798	Medium	United States	 Consumer Cyclical
Nordson Corp	0.00	3,424	85,000	Medium	United States	 Industrials
New Jersey Resources Corp	0.00	3,420	105,662	Medium	United States	 Utilities
NeoGenomics Inc	0.00	3,418	317,331	Small	United States	 Healthcare
McEwen Mining Inc	0.00	3,413	227,090	Small	Mexico	 Basic Materials
R1 RCM Inc	0.00	3,407	479,432	Small	United States	 Technology
Garmin Ltd	0.00	3,404	168,543	Medium	United States	 Technology
Conmed Corp	0.00	3,399	61,487	Small	United States	 Healthcare
Barnes Group Inc	0.00	3,397	68,577	Medium	United States	 Industrials
Emirates Telecommunications Group Co PJSC	0.00	3,397	500,371	Large	United Arab Emirates	 Communication Services
Surmodics Inc	0.00	3,389	65,251	Small	United States	 Healthcare
Liberty Media Corp	0.00	3,379	178,753	Small	United States	 Consumer Cyclical
bluebird bio Inc	0.00	3,377	80,866	Medium	United States	 Healthcare
Absa Group Ltd	0.00	3,371	211,814	Medium	South Africa	 Financial Services
Freshpet Inc	0.00	3,368	132,726	Small	United States	 Consumer Defensive
Enova International Inc	0.00	3,364	169,133	Small	United States	 Financial Services
American Financial Group Inc	0.00	3,362	106,395	Medium	United States	 Financial Services
Sonic Corp	0.00	3,362	112,391	Small	United States	 Consumer Cyclical
NVR Inc	0.00	3,354	4,777	Medium	United States	 Consumer Cyclical
NIC Inc	0.00	3,353	329,124	Small	United States	 Technology
Liberty Oilfield Services Inc	0.00	3,352	225,824	Small	United States	 Energy
Lennox International Inc	0.00	3,348	54,059	Medium	United States	 Industrials
Tableau Software Inc A	0.00	3,341	105,660	Medium	United States	 Technology

# Target Date Fund 2020

**Total Stocks**  
6752

**Total Bonds**  
10626

**Total Cash**  
415

## Stock Portfolio Analysis as of 09-30-18

Security Name	Net Assets %	Market Value \$	Shares Owned	Market Cap	Country	Sector
AAC Technologies Holdings Inc	0.00	3,338	219,051	Large	Hong Kong	Technology
Mirati Therapeutics Inc	0.00	3,333	103,419	Small	United States	Healthcare
Intellia Therapeutics Inc	0.00	3,330	170,197	Small	United States	Healthcare
Alnylam Pharmaceuticals Inc	0.00	3,328	134,901	Medium	United States	Healthcare
MB Financial Inc	0.00	3,321	105,639	Medium	United States	Financial Services
Service Corp International	0.00	3,319	267,115	Medium	United States	Consumer Cyclical
MGP Ingredients Inc	0.00	3,315	61,674	Small	United States	Consumer Defensive
Lattice Semiconductor Corp	0.00	3,305	608,879	Small	United States	Technology
Acom Co Ltd	0.00	3,293	7,141,978	Medium	Japan	Financial Services
Pinnacle Foods Inc	0.00	3,289	182,171	Medium	United States	Consumer Defensive
Paycom Software Inc	0.00	3,283	75,969	Medium	United States	Technology
Insight Enterprises Inc	0.00	3,281	90,054	Small	United States	Technology
Parsley Energy Inc A	0.00	3,280	403,640	Medium	United States	Energy
Graco Inc	0.00	3,264	254,779	Medium	United States	Industrials
Matson Inc	0.00	3,256	122,882	Small	United States	Industrials
TransEnterix Inc	0.00	3,250	839,833	Small	United States	Healthcare
Diplomat Pharmacy Inc	0.00	3,248	250,955	Small	United States	Healthcare
Cryolife Inc	0.00	3,246	138,381	Small	United States	Healthcare
A.O. Smith Corp	0.00	3,244	221,219	Medium	United States	Industrials
Iovance Biotherapeutics Inc	0.00	3,243	432,981	Small	United States	Healthcare
Toyoda Gosei Co Ltd	0.00	3,241	1,166,141	Medium	Japan	Consumer Cyclical
Encompass Health Corp	0.00	3,240	151,463	Medium	United States	Healthcare
Bio-Techne Corp	0.00	3,237	57,843	Medium	United States	Healthcare
Remgro Ltd	0.00	3,231	163,094	Medium	South Africa	Financial Services
Astronics Corp	0.00	3,231	111,978	Small	United States	Industrials
Ralph Lauren Corp Class A	0.00	3,226	85,833	Medium	United States	Consumer Cyclical
Live Nation Entertainment Inc	0.00	3,223	216,751	Medium	United States	Consumer Cyclical
Harley-Davidson Inc	0.00	3,222	260,629	Medium	United States	Consumer Cyclical
China Evergrande Group	0.00	3,221	811,337	Giant	China	Real Estate
Heartland Express Inc	0.00	3,217	246,884	Small	United States	Industrials
Werner Enterprises Inc	0.00	3,212	137,794	Small	United States	Industrials
CareDx Inc	0.00	3,212	168,840	Small	United States	Healthcare
South Jersey Industries Inc	0.00	3,209	138,107	Small	United States	Utilities
Ingredion Inc	0.00	3,208	112,485	Medium	United States	Consumer Defensive
Whirlpool Corp	0.00	3,207	99,424	Medium	United States	Consumer Cyclical
Energen Corp	0.00	3,203	137,014	Medium	United States	Energy
Ruth's Hospitality Group Inc	0.00	3,198	154,391	Small	United States	Consumer Cyclical
WR Berkley Corp	0.00	3,195	147,711	Medium	United States	Financial Services
Triumph Bancorp Inc	0.00	3,192	127,514	Small	United States	Financial Services
Sunac China Holdings Ltd	0.00	3,183	738,956	Large	China	Real Estate
Benefitfocus Inc	0.00	3,182	120,421	Small	United States	Technology
Cision Ltd	0.00	3,177	289,942	Small	United States	Technology
Affiliated Managers Group Inc	0.00	3,176	86,354	Medium	United States	Financial Services
Idacorp Inc	0.00	3,173	15,002	Medium	United States	Utilities
Dine Brands Global Inc	0.00	3,173	59,907	Small	United States	Consumer Cyclical
Donaldson Co Inc	0.00	3,169	202,653	Medium	United States	Industrials
Viking Therapeutics Inc	0.00	3,168	279,623	Small	United States	Healthcare
Liberty SiriusXM Group C	0.00	3,165	271,726	Medium	United States	Consumer Cyclical
Cohen & Steers Inc	0.00	3,162	119,947	Small	United States	Financial Services
Zendesk Inc	0.00	3,162	166,290	Medium	United States	Technology
Liberty Formula One Group C	0.00	3,161	317,465	Medium	United States	Consumer Cyclical
Trupanion Inc	0.00	3,160	136,329	Small	United States	Financial Services
Fortune Brands Home & Security Inc	0.00	3,158	225,487	Medium	United States	Consumer Cyclical
E. Sun Financial Holding Co Ltd	0.00	3,154	3,080,270	Large	Taiwan	Financial Services
Woori Bank	0.00	3,153	149,317	Large	South Korea	Financial Services

# Target Date Fund 2020

**Total Stocks**  
6752

**Total Bonds**  
10626

**Total Cash**  
415

## Stock Portfolio Analysis as of 09-30-18

Security Name	Net Assets %	Market Value \$	Shares Owned	Market Cap	Country	Sector
Hudson Ltd Class A	0.00	3,147	215,914	Small	United States	Consumer Cyclical
Sun Pharmaceuticals Industries Ltd	0.00	3,144	264,595	Giant	India	Healthcare
Black Knight Inc A	0.00	3,144	227,266	Medium	United States	Technology
OraSure Technologies Inc	0.00	3,143	315,277	Small	United States	Healthcare
Hubbell Inc	0.00	3,126	88,392	Medium	United States	Technology
BrightSphere Investment Group PLC	0.00	3,125	392,825	Small	United Kingdom	Financial Services
Helmerich & Payne Inc	0.00	3,122	171,682	Medium	United States	Energy
Endo International PLC	0.00	3,118	289,425	Medium	United States	Healthcare
Samsung SDS Co Ltd	0.00	3,118	10,924	Large	South Korea	Technology
Coca Cola Icecek AS	0.00	3,114	906,498	Small	Turkey	Consumer Defensive
Rexnord Corp	0.00	3,113	158,150	Small	United States	Industrials
Lakeland Financial Corp	0.00	3,106	104,799	Small	United States	Financial Services
Universal Health Realty Income Trust	0.00	3,102	65,462	Small	United States	Real Estate
Jagged Peak Energy Inc	0.00	3,098	352,208	Small	United States	Energy
Seabridge Gold Inc	0.00	3,097	20,255	Small	Canada	Basic Materials
Carlisle Companies Inc	0.00	3,094	96,934	Medium	United States	Industrials
Sally Beauty Holdings Inc	0.00	3,091	264,874	Small	United States	Consumer Cyclical
LGI Homes Inc	0.00	3,091	102,678	Small	United States	Consumer Cyclical
MGM China Holdings Ltd	0.00	3,089	18,175,117	Large	Macao	Consumer Cyclical
WAVE Life Sciences Ltd	0.00	3,082	97,421	Medium	Singapore	Healthcare
MGIC Investment Corp	0.00	3,066	111,843	Medium	United States	Financial Services
China Unicom (Hong Kong) Ltd	0.00	3,064	1,931,544	Giant	China	Communication Services
Kforce Inc	0.00	3,062	129,548	Small	United States	Industrials
Codexis Inc	0.00	3,059	284,025	Small	United States	Healthcare
Chase Corp	0.00	3,059	40,541	Small	United States	Industrials
G-III Apparel Group Ltd	0.00	3,058	101,080	Small	United States	Consumer Cyclical
The Middleby Corp	0.00	3,047	91,276	Medium	United States	Industrials
OGE Energy Corp	0.00	3,045	325,069	Medium	United States	Utilities
Bid Corp Ltd	0.00	3,044	109,081	Medium	South Africa	Consumer Defensive
Cadence Bancorp A	0.00	3,040	186,487	Small	United States	Financial Services
Teradyne Inc	0.00	3,038	319,268	Medium	United States	Technology
Intersect ENT Inc	0.00	3,038	169,427	Small	United States	Healthcare
Cerus Corp	0.00	3,036	675,593	Small	United States	Healthcare
Nanometrics Inc	0.00	3,025	129,825	Small	United States	Technology
China Telecom Corp Ltd H Shares	0.00	3,020	4,578,103	Giant	China	Communication Services
Installed Building Products Inc	0.00	3,013	124,898	Small	United States	Basic Materials
L Brands Inc	0.00	3,011	389,653	Medium	United States	Consumer Cyclical
Nordstrom Inc	0.00	3,009	197,401	Medium	United States	Consumer Cyclical
Coca-Cola Bottling Co Consolidated	0.00	3,008	26,723	Small	United States	Consumer Defensive
Coherus BioSciences Inc	0.00	3,005	295,214	Small	United States	Healthcare
The Chemours Co	0.00	2,999	299,353	Medium	United States	Basic Materials
Flowserve Corp	0.00	2,996	215,881	Medium	United States	Industrials
EPAM Systems Inc	0.00	2,991	85,741	Medium	United States	Technology
Hyosung Advanced Materials Co Ltd Ordinary Shares	0.00	2,988	19,861	Small	South Korea	Industrials
Helen Of Troy Ltd	0.00	2,983	37,212	Small	United States	Consumer Defensive
Pentair PLC	0.00	2,979	272,354	Medium	United States	Industrials
Murphy USA Inc	0.00	2,970	56,998	Small	United States	Consumer Cyclical
LG Electronics Inc	0.00	2,963	35,542	Large	South Korea	Technology
SM Prime Holdings Inc	0.00	2,954	3,400,104	Giant	Philippines	Real Estate
58.com Inc ADR repr Class A	0.00	2,954	30,909	Large	China	Technology
Korea Electric Power Corp	0.00	2,952	85,978	Large	South Korea	Utilities
Booz Allen Hamilton Holding Corp	0.00	2,952	237,891	Medium	United States	Industrials
XO Group Inc	0.00	2,946	141,271	Small	United States	Technology
W.P. Carey Inc	0.00	2,946	183,587	Medium	United States	Real Estate
MacroGenics Inc	0.00	2,942	227,194	Small	United States	Healthcare



# Target Date Fund 2020

**Total Stocks**  
6752

**Total Bonds**  
10626

**Total Cash**  
415

## Stock Portfolio Analysis as of 09-30-18

Security Name	Net Assets %	Market Value \$	Shares Owned	Market Cap	Country	Sector
First Financial Holding Co Ltd	0.00	2,942	3,339,423	Large	Taiwan	Financial Services
CIMB Group Holdings Bhd	0.00	2,936	1,566,513	Large	Malaysia	Financial Services
Zayo Group Holdings Inc	0.00	2,933	340,050	Medium	United States	Technology
Glu Mobile Inc	0.00	2,931	653,829	Small	United States	Technology
CSW Industrials Inc	0.00	2,916	90,708	Small	United States	Industrials
PTT Exploration & Production PCL DR	0.00	2,913	474,650		Thailand	Energy
CalAmp Corp	0.00	2,910	203,299	Small	United States	Technology
Hengan International Group Co Ltd	0.00	2,909	246,660	Large	China	Consumer Defensive
Jefferies Financial Group Inc	0.00	2,907	537,637	Medium	United States	Financial Services
Bright Horizons Family Solutions Inc	0.00	2,904	100,191	Medium	United States	Consumer Cyclical
CoBiz Financial Inc	0.00	2,901	220,010	Small	United States	Financial Services
Brown & Brown Inc	0.00	2,895	399,273	Medium	United States	Financial Services
CytomX Therapeutics Inc	0.00	2,893	263,299	Small	United States	Healthcare
Skyline Champion Corp	0.00	2,891	170,494	Small	United States	Consumer Cyclical
Echo Global Logistics Inc	0.00	2,891	157,384	Small	United States	Industrials
Revance Therapeutics Inc	0.00	2,879	196,017	Small	United States	Healthcare
Myers Industries Inc	0.00	2,877	209,507	Small	United States	Consumer Cyclical
National Retail Properties Inc	0.00	2,875	263,420	Medium	United States	Real Estate
IBERIABANK Corp	0.00	2,872	18,299	Medium	United States	Financial Services
CACI International Inc Class A	0.00	2,871	8,084	Medium	United States	Technology
Fate Therapeutics Inc	0.00	2,865	299,019	Small	United States	Healthcare
Bank of Communications Co Ltd H	0.00	2,864	3,033,875	Giant	China	Financial Services
Alder BioPharmaceuticals Inc	0.00	2,864	292,554	Small	United States	Healthcare
Phibro Animal Health Corp Class A	0.00	2,861	113,544	Small	United States	Healthcare
NV5 Global Inc	0.00	2,851	56,183	Small	United States	Industrials
GoPro Inc A	0.00	2,851	676,532	Small	United States	Technology
Resolute Mining Ltd	0.00	2,850	581,947	Small	Australia	Basic Materials
Radian Group Inc	0.00	2,850	72,019	Medium	United States	Financial Services
Harvey Norman Holdings Ltd	0.00	2,850	11,314,565	Medium	Australia	Consumer Cyclical
Preferred Bank	0.00	2,849	83,265	Small	United States	Financial Services
Bio-Rad Laboratories Inc	0.00	2,848	37,722	Medium	United States	Healthcare
Sino Biopharmaceutical Ltd	0.00	2,847	2,439,564	Large	Hong Kong	Healthcare
AptarGroup Inc	0.00	2,847	109,582	Medium	United States	Consumer Cyclical
US Foods Holding Corp	0.00	2,847	383,080	Medium	United States	Consumer Defensive
Ciena Corp	0.00	2,846	47,652	Medium	United States	Technology
Bharti Airtel Ltd	0.00	2,842	487,103	Giant	India	Communication Services
Orthofix Medical Inc	0.00	2,836	84,259	Small	United States	Healthcare
Sabre Corp	0.00	2,830	452,703	Medium	United States	Technology
HealthStream Inc	0.00	2,816	157,079	Small	United States	Technology
Viad Corp	0.00	2,814	82,212	Small	United States	Industrials
Catalent Inc	0.00	2,813	259,198	Medium	United States	Healthcare
Advanced Info Service PCL DR	0.00	2,813	366,024		Thailand	Communication Services
Aqua America Inc	0.00	2,812	319,959	Medium	United States	Utilities
New Gold Inc	0.00	2,812	547,717	Micro	Canada	Basic Materials
Jones Lang LaSalle Inc	0.00	2,806	81,806	Medium	United States	Real Estate
Hanesbrands Inc	0.00	2,805	640,615	Medium	United States	Consumer Cyclical
Fair Isaac Corp	0.00	2,804	51,659	Medium	United States	Technology
ENN Energy Holdings Ltd	0.00	2,804	261,894	Large	China	Utilities
Pool Corp	0.00	2,801	70,748	Medium	United States	Consumer Cyclical
Park Hotels & Resorts Inc	0.00	2,799	359,736	Medium	United States	Real Estate
Gramercy Property Trust	0.00	2,799	54,251	Medium	United States	Real Estate
Alkermes PLC	0.00	2,796	278,194	Medium	United States	Healthcare
ORBCOMM Inc	0.00	2,792	448,529	Small	United States	Communication Services
Campbell Soup Co	0.00	2,790	322,319	Medium	United States	Consumer Defensive
The Chefs' Warehouse Inc	0.00	2,788	134,003	Small	United States	Consumer Defensive

# Target Date Fund 2020

**Total Stocks**  
6752

**Total Bonds**  
10626

**Total Cash**  
415

## Stock Portfolio Analysis as of 09-30-18

Security Name	Net Assets %	Market Value \$	Shares Owned	Market Cap	Country	Sector
Momo Inc ADR	0.00	2,781	51,939	Large	China	Technology
State Bank of India	0.00	2,780	621,126	Giant	India	Financial Services
Bank Bradesco SA	0.00	2,780	359,708	Giant	Brazil	Financial Services
Penn National Gaming Inc	0.00	2,772	147,966	Small	United States	Consumer Cyclical
La-Z-Boy Inc	0.00	2,770	154,146	Small	United States	Consumer Cyclical
Ionis Pharmaceuticals Inc	0.00	2,769	228,897	Medium	United States	Healthcare
Post Holdings Inc	0.00	2,766	120,425	Medium	United States	Consumer Defensive
Natera Inc	0.00	2,766	203,468	Small	United States	Healthcare
Health Insurance Innovations Inc	0.00	2,762	79,011	Small	United States	Healthcare
Omega Healthcare Investors Inc	0.00	2,759	360,282	Medium	United States	Real Estate
Alamo Group Inc	0.00	2,759	53,171	Small	United States	Industrials
Boot Barn Holdings Inc	0.00	2,759	171,455	Small	United States	Consumer Cyclical
Sage Therapeutics Inc	0.00	2,758	83,586	Medium	United States	Healthcare
Hochschild Mining PLC	0.00	2,753	134,161	Small	United Kingdom	Basic Materials
Syneos Health Inc A	0.00	2,752	94,491	Medium	United States	Healthcare
Cass Information Systems Inc	0.00	2,745	74,801	Small	United States	Industrials
Pitney Bowes Inc	0.00	2,742	687,999	Small	United States	Industrials
Assembly Biosciences Inc	0.00	2,742	131,153	Small	United States	Healthcare
Berry Global Group Inc	0.00	2,740	243,986	Medium	United States	Consumer Cyclical
Sealed Air Corp	0.00	2,736	294,059	Medium	United States	Consumer Cyclical
NOK Corp	0.00	2,735	1,676,590	Medium	Japan	Consumer Cyclical
Lamar Advertising Co Class A	0.00	2,734	151,753	Medium	United States	Real Estate
ONE Gas Inc	0.00	2,734	18,092	Medium	United States	Utilities
Meta Financial Group Inc	0.00	2,731	58,935	Small	United States	Financial Services
Rudolph Technologies Inc	0.00	2,727	199,224	Small	United States	Technology
LG Corp	0.00	2,720	34,758	Large	South Korea	Technology
Pacific Premier Bancorp Inc	0.00	2,720	130,942	Small	United States	Financial Services
Old Republic International Corp	0.00	2,719	527,548	Medium	United States	Financial Services
PulteGroup Inc	0.00	2,713	476,647	Medium	United States	Consumer Cyclical
Acuity Brands Inc	0.00	2,710	75,104	Medium	United States	Technology
Cal-Maine Foods Inc	0.00	2,707	100,850	Small	United States	Consumer Defensive
Hill-Rom Holdings Inc	0.00	2,704	125,069	Medium	United States	Healthcare
Commerce Bancshares Inc	0.00	2,699	178,832	Medium	United States	Financial Services
RingCentral Inc Class A	0.00	2,698	126,882	Medium	United States	Technology
Taiwan Cement Corp	0.00	2,696	1,690,027	Large	Taiwan	Basic Materials
Vector Group Ltd	0.00	2,696	353,486	Small	United States	Consumer Defensive
Arrow Electronics Inc	0.00	2,694	160,152	Medium	United States	Technology
PRA Health Sciences Inc	0.00	2,692	107,148	Medium	United States	Healthcare
UniFirst Corp	0.00	2,692	28,051	Small	United States	Consumer Cyclical
Gap Inc	0.00	2,691	409,237	Medium	United States	Consumer Cyclical
Samsung Life Insurance Co Ltd	0.00	2,684	25,935	Large	South Korea	Financial Services
Tellurian Inc	0.00	2,678	543,036	Small	United States	Energy
Asustek Computer Inc	0.00	2,674	263,106	Large	Taiwan	Technology
Herbalife Nutrition Ltd	0.00	2,674	216,435	Large	China	Consumer Defensive
Urban Edge Properties	0.00	2,670	220,608	Small	United States	Real Estate
BJ's Wholesale Club Holdings Inc	0.00	2,667	181,891	Medium	United States	Consumer Cyclical
Karyopharm Therapeutics Inc	0.00	2,661	286,026	Small	United States	Healthcare
Unisys Corp	0.00	2,661	238,776	Small	United States	Technology
WABCO Holdings Inc	0.00	2,660	100,107	Medium	United States	Consumer Cyclical
Global Brass and Copper Holdings Inc	0.00	2,659	132,006	Small	United States	Industrials
BWX Technologies Inc	0.00	2,659	188,783	Medium	United States	Industrials
Heska Corp	0.00	2,654	42,989	Small	United States	Healthcare
Insulet Corp	0.00	2,652	111,436	Medium	United States	Healthcare
Signature Bank	0.00	2,651	102,807	Medium	United States	Financial Services
Formosa Petrochemical Corp	0.00	2,648	469,325	Giant	Taiwan	Energy

# Target Date Fund 2020

**Total Stocks**  
6752

**Total Bonds**  
10626

**Total Cash**  
415

## Stock Portfolio Analysis as of 09-30-18

Security Name	Net Assets %	Market Value \$	Shares Owned	Market Cap	Country	Sector
Industries Qatar QSC	0.00	2,643	66,424	Large	Qatar	Basic Materials
The Toro Co	0.00	2,640	196,872	Medium	United States	Industrials
Twilio Inc A	0.00	2,635	136,840	Medium	United States	Technology
Axalta Coating Systems Ltd	0.00	2,634	404,887	Medium	United States	Basic Materials
SJW Group	0.00	2,632	79,657	Small	United States	Utilities
Vicor Corp	0.00	2,625	105,892	Small	United States	Technology
Li & Fung Ltd	0.00	2,617	128,783,812	Small	United States	Industrials
Sabra Health Care REIT Inc	0.00	2,611	64,387	Medium	United States	Real Estate
Stoneridge Inc	0.00	2,604	163,897	Small	United States	Consumer Cyclical
Providence Service Corp	0.00	2,602	72,400	Small	United States	Healthcare
JetBlue Airways Corp	0.00	2,601	609,840	Medium	United States	Industrials
Empresas COPEC SA	0.00	2,600	147,267	Giant	Chile	Industrials
Portland General Electric Co	0.00	2,600	32,638	Medium	United States	Utilities
SACI Falabella	0.00	2,599	279,516	Giant	Chile	Consumer Cyclical
Dunkin' Brands Group Inc	0.00	2,595	160,154	Medium	United States	Consumer Cyclical
Caesars Entertainment Corp	0.00	2,593	1,151,853	Medium	United States	Consumer Cyclical
Curtiss-Wright Corp	0.00	2,593	85,916	Medium	United States	Industrials
Eaton Vance Corp	0.00	2,590	224,630	Medium	United States	Financial Services
Eagle Pharmaceuticals Inc	0.00	2,590	70,258	Small	United States	Healthcare
NextGen Healthcare Inc	0.00	2,587	242,581	Small	United States	Technology
Methode Electronics Inc Class A	0.00	2,586	134,559	Small	United States	Technology
Transocean Ltd	0.00	2,582	846,344	Medium	United States	Energy
Hancock Whitney Corp	0.00	2,582	31,307	Medium	United States	Financial Services
Hexcel Corp	0.00	2,581	176,086	Medium	United States	Industrials
Alexander's Inc	0.00	2,577	14,189	Small	United States	Real Estate
US Concrete Inc	0.00	2,577	106,239	Small	United States	Basic Materials
People's United Financial Inc	0.00	2,575	689,632	Medium	United States	Financial Services
Reliance Steel & Aluminum Co	0.00	2,573	138,429	Medium	United States	Basic Materials
Okta Inc A	0.00	2,571	167,801	Medium	United States	Technology
China Resources Beer (Holdings) Co Ltd	0.00	2,567	566,258	Large	China	Consumer Defensive
Vectren Corp	0.00	2,562	165,151	Medium	United States	Utilities
Biocryst Pharmaceuticals Inc	0.00	2,560	638,405	Small	United States	Healthcare
Foot Locker Inc	0.00	2,558	231,590	Medium	United States	Consumer Cyclical
Xerox Corp	0.00	2,555	437,602	Medium	United States	Technology
Allison Transmission Holdings Inc	0.00	2,551	227,005	Medium	United States	Consumer Cyclical
Radius Health Inc	0.00	2,550	273,653	Small	United States	Healthcare
Cullen/Frost Bankers Inc	0.00	2,550	113,045	Medium	United States	Financial Services
KB Home	0.00	2,549	203,724	Small	United States	Consumer Cyclical
Denny's Corp	0.00	2,548	330,912	Small	United States	Consumer Cyclical
MAG Silver Corp	0.00	2,543	32,345	Small	Canada	Basic Materials
Owens-Corning Inc	0.00	2,540	217,550	Medium	United States	Basic Materials
Jack In The Box Inc	0.00	2,537	58,106	Small	United States	Consumer Cyclical
Taiwan Mobile Co Ltd	0.00	2,536	634,339	Large	Taiwan	Communication Services
Polaris Industries Inc	0.00	2,532	116,955	Medium	United States	Consumer Cyclical
Huntsman Corp	0.00	2,527	433,586	Medium	United States	Basic Materials
Netgear Inc	0.00	2,522	77,503	Small	United States	Technology
Rollins Inc	0.00	2,521	194,537	Medium	United States	Industrials
PBF Energy Inc Class A	0.00	2,518	236,555	Medium	United States	Energy
Evolent Health Inc A	0.00	2,510	171,515	Small	United States	Technology
GMS Inc	0.00	2,509	209,958	Small	United States	Basic Materials
Altra Industrial Motion Corp	0.00	2,504	117,943	Small	United States	Industrials
China Citic Bank Corp Ltd H	0.00	2,495	3,554,657	Giant	China	Financial Services
CIT Group Inc	0.00	2,495	228,762	Medium	United States	Financial Services
Lincoln Electric Holdings Inc	0.00	2,495	126,353	Medium	United States	Industrials
PacWest Bancorp	0.00	2,494	247,776	Medium	United States	Financial Services

# Target Date Fund 2020

**Total Stocks**  
6752

**Total Bonds**  
10626

**Total Cash**  
415

## Stock Portfolio Analysis as of 09-30-18

Security Name	Net Assets %	Market Value \$	Shares Owned	Market Cap	Country	Sector
Travelport Worldwide Ltd	0.00	2,491	288,739	Small	United Kingdom	Consumer Cyclical
Coty Inc Class A	0.00	2,486	940,009	Medium	United States	Consumer Defensive
Newfield Exploration Co	0.00	2,486	409,522	Medium	United States	Energy
The Madison Square Garden Co A	0.00	2,485	37,445	Medium	United States	Consumer Cyclical
New Residential Investment Corp	0.00	2,484	662,542	Medium	United States	Real Estate
CommScope Holding Co Inc	0.00	2,479	383,825	Medium	United States	Technology
Gentex Corp	0.00	2,478	550,162	Medium	United States	Consumer Cyclical
China Taiping Insurance Holdings Co Ltd	0.00	2,478	648,773	Large	China	Financial Services
Signet Jewelers Ltd	0.00	2,477	22,579	Small	United States	Consumer Cyclical
Dow Chem	0.00	2,473	0	—	United States	—
Brunswick Corp	0.00	2,472	176,163	Medium	United States	Consumer Cyclical
Southwest Gas Holdings Inc	0.00	2,470	18,836	Medium	United States	Utilities
PTT Global Chemical PCL DR	0.00	2,468	905,485	—	Thailand	Basic Materials
ALLETE Inc	0.00	2,465	19,846	Medium	United States	Utilities
Boardwalk Real Estate Investment Trust	0.00	2,460	271,733	Small	Canada	Real Estate
Leggett & Platt Inc	0.00	2,459	269,618	Medium	United States	Consumer Cyclical
Dicerna Pharmaceuticals Inc	0.00	2,459	319,203	Small	United States	Healthcare
Dynavax Technologies Corp	0.00	2,458	392,825	Small	United States	Healthcare
Moog Inc A	0.00	2,458	56,660	Small	United States	Industrials
Cara Therapeutics Inc	0.00	2,448	203,383	Small	United States	Healthcare
Heico Corp Class A	0.00	2,446	156,377	Medium	United States	Industrials
Xcerra Corp	0.00	2,436	341,348	Small	United States	Technology
Oasis Petroleum Inc	0.00	2,435	104,981	Medium	United States	Energy
Acciom Holdngs	0.00	2,434	30,128	—	United States	—
Allscripts Healthcare Solutions Inc	0.00	2,430	341,827	Small	United States	Technology
LaSalle Hotel Properties	0.00	2,429	43,037	Medium	United States	Real Estate
Watsco Inc	0.00	2,429	66,292	Medium	United States	Technology
Inovalon Holdings Inc	0.00	2,427	484,679	Small	United States	Technology
Camping World Holdings Inc Class A	0.00	2,424	228,472	Small	United States	Consumer Cyclical
Cree Inc	0.00	2,421	39,309	Medium	United States	Technology
IPG Photonics Corp	0.00	2,420	75,647	Medium	United States	Technology
First Abu Dhabi Bank PJSC	0.00	2,417	584,298	Large	United Arab Emirates	Financial Services
Chemical Financial Corp	0.00	2,414	27,877	Medium	United States	Financial Services
Western Alliance Bancorp	0.00	2,413	207,531	Medium	United States	Financial Services
Hyosung Co	0.00	2,411	75,805	Small	South Korea	Industrials
Middlesex Water Co	0.00	2,410	100,600	Small	United States	Utilities
Aaron's Inc	0.00	2,407	27,334	Medium	United States	Industrials
Olin Corp	0.00	2,407	2,229,599	Medium	United States	Basic Materials
Assurant Inc	0.00	2,404	109,369	Medium	United States	Financial Services
First American Financial Corp	0.00	2,404	228,852	Medium	United States	Financial Services
Athenex Inc	0.00	2,402	313,451	Small	United States	Healthcare
First Horizon National Corp	0.00	2,401	684,038	Medium	United States	Financial Services
Masimo Corp	0.00	2,397	94,802	Medium	United States	Healthcare
LPL Financial Holdings Inc	0.00	2,396	183,019	Medium	United States	Financial Services
SillaJen Inc	0.00	2,395	24,643	Large	South Korea	Healthcare
Ayala Land Inc	0.00	2,394	3,069,008	Large	Philippines	Real Estate
ManpowerGroup Inc	0.00	2,392	137,349	Medium	United States	Industrials
Petronas Chemicals Group Bhd	0.00	2,390	1,005,849	Giant	Malaysia	Basic Materials
Goodyear Tire & Rubber Co	0.00	2,386	504,768	Medium	United States	Consumer Cyclical
Lazard Ltd Shs A	0.00	2,381	245,305	Medium	United States	Financial Services
Sunstone Hotel Investors Inc	0.00	2,378	90,992	Medium	United States	Real Estate
SCANA Corp	0.00	2,374	303,585	Medium	United States	Utilities
Golden Agri-Resources Ltd	0.00	2,372	157,424,917	Medium	Singapore	Consumer Defensive
United Therapeutics Corp	0.00	2,364	92,326	Medium	United States	Healthcare
Marcus & Millichap Inc	0.00	2,362	140,335	Small	United States	Real Estate

# Target Date Fund 2020

**Total Stocks**  
6752

**Total Bonds**  
10626

**Total Cash**  
415

## Stock Portfolio Analysis as of 09-30-18

Security Name	Net Assets %	Market Value \$	Shares Owned	Market Cap	Country	Sector
Allegheny Technologies Inc	0.00	2,361	50,377	Medium	United States	Industrials
Murphy Oil Corp	0.00	2,354	354,124	Medium	United States	Energy
Sonoco Products Co	0.00	2,353	212,731	Medium	United States	Consumer Cyclical
Perspecta Inc Ordinary Shares	0.00	2,349	57,879	Medium	United States	Technology
Synovus Financial Corp	0.00	2,347	257,840	Medium	United States	Financial Services
Vodacom Group Ltd	0.00	2,346	255,462	Large	South Africa	Communication Services
Starwood Property Trust Inc	0.00	2,344	548,627	Medium	United States	Real Estate
Rush Enterprises Inc A	0.00	2,340	123,913	Small	United States	Consumer Cyclical
Astec Industries Inc	0.00	2,338	96,628	Small	United States	Industrials
Yuanta Financial Holdings Co Ltd	0.00	2,338	4,314,285	Large	Taiwan	Financial Services
Selective Insurance Group Inc	0.00	2,336	23,443	Medium	United States	Financial Services
Addus HomeCare Corp	0.00	2,336	69,438	Small	United States	Healthcare
Taiwan Cooperative Financial Holding Co Ltd	0.00	2,335	3,734,416	Large	Taiwan	Financial Services
Sociedad Quimica Y Minera De Chile SA Class B	0.00	2,334	49,557	Large	Chile	Basic Materials
Luminex Corp	0.00	2,326	160,707	Small	United States	Healthcare
The RMR Group Inc Class A	0.00	2,326	52,490	Small	United States	Real Estate
Envision Healthcare Corp	0.00	2,322	258,177	Medium	United States	Healthcare
Genesee & Wyoming Inc Class A	0.00	2,322	129,755	Medium	United States	Industrials
Lenovo Group Ltd	0.00	2,321	3,113,432	Large	China	Technology
ITT Inc	0.00	2,319	192,726	Medium	United States	Industrials
Siam Cement PCL Units Non-Voting Depository Receipt	0.00	2,315	164,957		Thailand	Basic Materials
United Bankshares Inc	0.00	2,315	40,953	Medium	United States	Financial Services
United States Steel Corp	0.00	2,314	387,351	Medium	United States	Basic Materials
Wyndham Hotels & Resorts Inc Ordinary Shares	0.00	2,313	212,462	Medium	United States	Consumer Cyclical
Hamilton Lane Inc A	0.00	2,312	110,005	Small	United States	Financial Services
H&R Block Inc	0.00	2,305	458,507	Medium	United States	Consumer Cyclical
PetMed Express Inc	0.00	2,303	147,562	Micro	United States	Consumer Defensive
Williams-Sonoma Inc	0.00	2,303	179,647	Medium	United States	Consumer Cyclical
Pacific Biosciences of California Inc	0.00	2,302	900,375	Small	United States	Healthcare
Spire Inc	0.00	2,299	20,240	Medium	United States	Utilities
Valley National Bancorp	0.00	2,297	132,323	Medium	United States	Financial Services
Dun & Bradstreet Corp	0.00	2,296	82,846	Medium	United States	Industrials
Mattel Inc	0.00	2,293	752,008	Medium	United States	Consumer Cyclical
MCBC Holdings Inc	0.00	2,291	135,759	Micro	United States	Consumer Cyclical
Forest City Realty Trust Inc Class A	0.00	2,289	470,567	Medium	United States	Real Estate
Silvercorp Metals Inc	0.00	2,287	107,291	Micro	Canada	Basic Materials
Trinity Industries Inc	0.00	2,286	322,232	Medium	United States	Industrials
Medical Properties Trust Inc	0.00	2,283	791,852	Medium	United States	Real Estate
Guaranty Bancorp	0.00	2,281	164,008	Small	United States	Financial Services
athenahealth Inc	0.00	2,280	88,371	Medium	United States	Technology
Kakao Corp	0.00	2,279	21,205	Large	South Korea	Technology
PlayAGS Inc	0.00	2,276	165,288	Small	United States	Consumer Cyclical
RenaissanceRe Holdings Ltd	0.00	2,275	88,385	Medium	United States	Financial Services
Proofpoint Inc	0.00	2,274	111,035	Medium	United States	Technology
BrightHouse Financial Inc	0.00	2,273	266,875	Medium	United States	Financial Services
Avnet Inc	0.00	2,269	263,714	Medium	United States	Technology
Zillow Group Inc C	0.00	2,267	266,812	Medium	United States	Real Estate
Alacer Gold Corp	0.00	2,264	165,610	Micro	Turkey	Basic Materials
Bajaj Finance Ltd	0.00	2,263	76,065	Large	India	Financial Services
James River Group Holdings Ltd	0.00	2,262	114,290	Small	United States	Financial Services
TripAdvisor Inc	0.00	2,261	231,181	Medium	United States	Consumer Cyclical
Viasat Inc	0.00	2,260	23,278	Medium	United States	Technology
The Hanover Insurance Group Inc	0.00	2,260	95,701	Medium	United States	Financial Services
Stifel Financial Corp	0.00	2,258	29,041	Medium	United States	Financial Services
ANTA Sports Products Ltd	0.00	2,256	474,270	Large	China	Consumer Cyclical

# Target Date Fund 2020

**Total Stocks**  
6752

**Total Bonds**  
10626

**Total Cash**  
415

## Stock Portfolio Analysis as of 09-30-18

Security Name	Net Assets %	Market Value \$	Shares Owned	Market Cap	Country	Sector
Ashland Global Holdings Inc	0.00	2,255	140,790	Medium	United States	Basic Materials
NCI Building Systems Inc	0.00	2,253	321,520	Small	United States	Industrials
Apellis Pharmaceuticals Inc	0.00	2,252	273,961	Small	United States	Healthcare
Asian Paints Ltd	0.00	2,245	127,510	Large	India	Basic Materials
Webster Financial Corp	0.00	2,242	200,246	Medium	United States	Financial Services
Koza Altin Izletmeleri AS	0.00	2,233	30,052	Small	Turkey	Basic Materials
Extreme Networks Inc	0.00	2,233	888,874	Micro	United States	Technology
National Instruments Corp	0.00	2,231	244,288	Medium	United States	Technology
Keane Group Inc	0.00	2,229	393,778	Small	United States	Energy
Banco Santander Chile	0.00	2,224	28,434,927	Large	Chile	Financial Services
Heidrick & Struggles International Inc	0.00	2,224	143,900	Micro	United States	Industrials
Papa John's International Inc	0.00	2,220	94,989	Small	United States	Consumer Cyclical
MiMedx Group Inc	0.00	2,218	788,193	Micro	United States	Healthcare
CNO Financial Group Inc	0.00	2,218	70,152	Small	United States	Financial Services
Oshkosh Corp	0.00	2,217	165,727	Medium	United States	Industrials
Mesa Laboratories Inc	0.00	2,217	26,242	Small	United States	Technology
AECOM	0.00	2,216	361,496	Medium	United States	Industrials
Exelixis Inc	0.00	2,214	666,281	Medium	United States	Healthcare
Popular Inc	0.00	2,214	230,370	Large	Puerto Rico	Financial Services
China Development Financial Holding Corp	0.00	2,208	6,092,990	Large	Taiwan	Financial Services
Empresas CMPC SA	0.00	2,204	563,708	Large	Chile	Basic Materials
Big Lots Inc	0.00	2,201	116,560	Small	United States	Consumer Defensive
Highland Gold Mining Ltd	0.00	2,200	134,446	Micro	United Kingdom	Basic Materials
Flexion Therapeutics Inc	0.00	2,199	260,343	Micro	United States	Healthcare
Monolithic Power Systems Inc	0.00	2,198	94,054	Medium	United States	Technology
Tronox Ltd	0.00	2,197	407,618	Small	United States	Basic Materials
China Tower Corp Ltd Ordinary Shares - Class H	0.00	2,192	15,621,799	Giant	China	Communication Services
Wipro Ltd	0.00	2,188	508,977	Giant	India	Technology
Kratos Defense & Security Solutions Inc	0.00	2,188	329,569	Small	United States	Industrials
Cypress Semiconductor Corp	0.00	2,185	814,802	Medium	United States	Technology
WuXi Biologics (Cayman) Inc Registered Shs Unitary 144A/Reg S	0.00	2,184	225,001	Medium	United States	Healthcare
EPR Properties	0.00	2,183	172,583	Medium	United States	Real Estate
News Corp A	0.00	2,177	895,110	Medium	United States	Consumer Cyclical
Nuance Communications Inc	0.00	2,176	681,668	Medium	United States	Technology
Endurance International Group Holdings Inc	0.00	2,170	553,526	Small	United States	Technology
Quantenna Communications Inc	0.00	2,170	264,013	Micro	United States	Technology
Taylor Morrison Home Corp Class A	0.00	2,167	270,013	Small	United States	Consumer Cyclical
OSI Systems Inc	0.00	2,166	63,832	Small	United States	Technology
LeMaitre Vascular Inc	0.00	2,164	125,736	Small	United States	Healthcare
GCI Liberty Inc A	0.00	2,164	231,501	Medium	United States	Communication Services
Quanta Services Inc	0.00	2,162	353,698	Medium	United States	Industrials
John B Sanfilippo & Son Inc	0.00	2,160	68,241	Small	United States	Consumer Defensive
Gold Resource Corp	0.00	2,154	997,524	Micro	United States	Basic Materials
Saul Centers Inc	0.00	2,151	86,982	Small	United States	Real Estate
CVR Energy Inc	0.00	2,148	121,110	Small	United States	Energy
China Gas Holdings Ltd	0.00	2,147	804,010	Large	China	Utilities
Tata Motors Ltd	0.00	2,142	737,187	Large	India	Consumer Cyclical
WildHorse Resource Development Corp	0.00	2,141	206,050	Small	United States	Energy
CONSOL Energy Inc Ordinary Shares	0.00	2,140	119,359	Small	United States	Basic Materials
Growthpoint Properties Ltd	0.00	2,135	1,384,856	Medium	South Africa	Real Estate
Vericel Corp	0.00	2,133	344,242	Micro	United States	Healthcare
Landstar System Inc	0.00	2,132	96,775	Medium	United States	Industrials
Six Flags Entertainment Corp	0.00	2,132	169,099	Medium	United States	Consumer Cyclical
MDU Resources Group Inc	0.00	2,131	459,575	Medium	United States	Basic Materials
Crane Co	0.00	2,130	120,047	Medium	United States	Industrials

# Target Date Fund 2020

**Total Stocks**  
6752

**Total Bonds**  
10626

**Total Cash**  
415

## Stock Portfolio Analysis as of 09-30-18

Security Name	Net Assets %	Market Value \$	Shares Owned	Market Cap	Country	Sector
Magnit PJSC GDR	0.00	2,129	160,149	Medium	Russia	Consumer Defensive
Discovery Inc Class A	0.00	2,123	368,953	Medium	United States	Consumer Cyclical
Universal Display Corp	0.00	2,123	100,141	Medium	United States	Technology
OneSpan Inc	0.00	2,122	255,697	Small	United States	Technology
Hyosung Chemical Corp Ordinary Shares	0.00	2,121	19,920	Small	South Korea	Basic Materials
Columbus McKinnon Corp	0.00	2,120	123,192	Small	United States	Industrials
Independent Bank Corp	0.00	2,120	58,971	Small	United States	Financial Services
Insteel Industries Inc	0.00	2,120	135,759	Micro	United States	Industrials
New York Community Bancorp Inc	0.00	2,113	1,138,525	Medium	United States	Financial Services
Carolina Financial Corp	0.00	2,113	129,136	Small	United States	Financial Services
Accelerate Diagnostics Inc	0.00	2,113	212,246	Small	United States	Healthcare
Kearny Financial Corp	0.00	2,110	351,699	Small	United States	Financial Services
PT Unilever Indonesia Tbk	0.00	2,109	720,887	Giant	Indonesia	Consumer Defensive
Tech Mahindra Ltd	0.00	2,105	221,206	Large	India	Technology
Avista Corp	0.00	2,104	29,443	Small	United States	Utilities
RadNet Inc	0.00	2,103	323,656	Small	United States	Healthcare
Taishin Financial Holdings Co Ltd	0.00	2,103	4,709,160	Large	Taiwan	Financial Services
McDermott International Inc	0.00	2,102	80,772	Small	United States	Energy
Liberty Expedia Holdings Inc A	0.00	2,101	103,551	Small	United States	Technology
Credit Acceptance Corp	0.00	2,097	26,952	Medium	United States	Financial Services
Highwoods Properties Inc	0.00	2,096	249,822	Medium	United States	Real Estate
SLM Corp	0.00	2,092	1,058,878	Medium	United States	Financial Services
The Howard Hughes Corp	0.00	2,092	95,045	Medium	United States	Real Estate
CEVA Inc	0.00	2,083	169,427	Micro	United States	Technology
Cushman & Wakefield PLC	0.00	2,082	286,700	Medium	United States	Real Estate
Primo Water Corp	0.00	2,081	269,863	Micro	United States	Consumer Defensive
Focus Financial Partners Inc Class A	0.00	2,078	102,635	Small	United States	Financial Services
Kirby Corp	0.00	2,073	143,546	Medium	United States	Industrials
Everi Holdings Inc	0.00	2,072	531,192	Micro	United States	Consumer Cyclical
Hyundai Engineering & Construction Co Ltd	0.00	2,072	37,384	Large	South Korea	Industrials
Quanta Computer Inc	0.00	2,072	1,305,639	Large	Taiwan	Technology
PDC Energy Inc	0.00	2,071	30,405	Small	United States	Energy
GATX Corp	0.00	2,070	17,192	Small	United States	Industrials
Bank Polska Kasa Opieki SA	0.00	2,069	78,975	Medium	Poland	Financial Services
DMC Global Inc	0.00	2,064	119,388	Micro	United States	Industrials
Casey's General Stores Inc	0.00	2,058	91,447	Medium	United States	Consumer Defensive
Wintrust Financial Corp	0.00	2,057	139,000	Medium	United States	Financial Services
W R Grace & Co	0.00	2,054	165,218	Medium	United States	Basic Materials
Spirit Airlines Inc	0.00	2,053	31,693	Small	United States	Industrials
QAD Inc	0.00	2,053	85,984	Small	United States	Technology
Stericycle Inc	0.00	2,051	201,202	Medium	United States	Industrials
Avanos Medical Inc	0.00	2,049	21,732	Small	United States	Healthcare
Littelfuse Inc	0.00	2,043	59,662	Medium	United States	Technology
UMB Financial Corp	0.00	2,040	20,996	Small	United States	Financial Services
Loral Space & Communications Inc	0.00	2,039	107,292	Small	United States	Technology
Hyundai Heavy Industries Co Ltd	0.00	2,037	18,762	Large	South Korea	Industrials
Cathay General Bancorp	0.00	2,034	35,923	Small	United States	Financial Services
Whiting Petroleum Corp	0.00	2,030	222,595	Medium	United States	Energy
Grasim Industries Ltd	0.00	2,028	161,438	Large	India	Basic Materials
Sterling Bancorp	0.00	2,028	536,660	Medium	United States	Financial Services
Aspen Pharmacare Holdings Ltd	0.00	2,028	189,929	Medium	South Africa	Healthcare
Fibria Celulose SA	0.00	2,027	122,006	Large	Brazil	Basic Materials
Verint Systems Inc	0.00	2,026	29,713	Small	United States	Technology
Axis Capital Holdings Ltd	0.00	2,024	204,582	Medium	United States	Financial Services
Overstock.com Inc	0.00	2,019	175,850	Small	United States	Consumer Cyclical

# Target Date Fund 2020

**Total Stocks**  
6752

**Total Bonds**  
10626

**Total Cash**  
415

## Stock Portfolio Analysis as of 09-30-18

Security Name	Net Assets %	Market Value \$	Shares Owned	Market Cap	Country	Sector
Solid Biosciences Inc	0.00	2,018	103,243	Small	United States	Healthcare
Integra Lifesciences Holdings Corp	0.00	2,015	179,240	Medium	United States	Healthcare
RealPage Inc	0.00	2,015	179,158	Medium	United States	Technology
Zscaler Inc	0.00	2,013	119,447	Medium	United States	Technology
American Equity Investment Life Holding Co	0.00	2,013	42,099	Small	United States	Financial Services
Darling Ingredients Inc	0.00	2,010	77,051	Small	United States	Industrials
Hua Nan Financial Holdings Co Ltd	0.00	2,004	3,754,595	Large	Taiwan	Financial Services
KLX Inc	0.00	2,003	23,712	Small	United States	Industrials
Hospitality Properties Trust	0.00	2,000	409,380	Medium	United States	Real Estate
PNM Resources Inc	0.00	1,997	37,735	Small	United States	Utilities
BYD Co Ltd H	0.00	1,997	316,883		China	Consumer Cyclical
China Gold International Resources Corp Ltd	0.00	1,992	178,075	Small	China	Basic Materials
Intra-Cellular Therapies Inc	0.00	1,991	224,472	Small	United States	Healthcare
Bank OZK	0.00	1,991	311,026	Medium	United States	Financial Services
Fosun International Ltd	0.00	1,988	1,290,496	Large	Hong Kong	Financial Services
Assured Guaranty Ltd	0.00	1,986	279,575	Medium	United States	Financial Services
Arqule Inc	0.00	1,982	860,606	Micro	United States	Healthcare
ViewRay Inc	0.00	1,979	520,409	Small	United States	Healthcare
Black Hills Corp	0.00	1,978	25,626	Small	United States	Utilities
China Communications Construction Co Ltd H	0.00	1,977	2,226,106	Giant	China	Industrials
Meridian Bioscience Inc	0.00	1,975	326,915	Micro	United States	Healthcare
Umpqua Holdings Corp	0.00	1,972	567,619	Medium	United States	Financial Services
Sientra Inc	0.00	1,970	203,979	Micro	United States	Healthcare
Physicians Realty Trust	0.00	1,969	88,294	Small	United States	Real Estate
LogMeIn Inc	0.00	1,963	132,509	Medium	United States	Technology
SINA Corp	0.00	1,963	32,742	Large	China	Technology
BancorpSouth Bank	0.00	1,962	45,524	Small	United States	Financial Services
Prosperity Bancshares Inc	0.00	1,961	170,244	Medium	United States	Financial Services
Pinnacle Financial Partners Inc	0.00	1,953	196,286	Medium	United States	Financial Services
United Community Banks Inc	0.00	1,951	174,651	Small	United States	Financial Services
ARRIS International PLC	0.00	1,946	454,272	Medium	United States	Technology
Enterprise Financial Services Corp	0.00	1,946	91,820	Small	United States	Financial Services
National Fuel Gas Co	0.00	1,945	210,604	Medium	United States	Energy
JSW Steel Ltd Shs Dematerialised	0.00	1,944	432,094	Large	India	Basic Materials
Community Bank System Inc	0.00	1,944	24,376	Small	United States	Financial Services
Fibra Uno Administracion SA de CV Series 11	0.00	1,944	1,720,135	Large	Mexico	Real Estate
Genpact Ltd	0.00	1,943	385,709	Large	India	Industrials
Penumbra Inc	0.00	1,943	78,867	Medium	United States	Healthcare
CorVel Corp	0.00	1,942	80,847	Small	United States	Financial Services
Nu Skin Enterprises Inc Class A	0.00	1,941	143,249	Medium	United States	Consumer Defensive
China Minsheng Banking Corp Ltd H	0.00	1,941	3,065,204	Giant	China	Financial Services
Enel Americas SA	0.00	1,937	14,770,340	Large	Chile	Utilities
Hyosung Heavy Industries Co Ltd Ordinary Shares	0.00	1,936	63,792		South Korea	Industrials
Heritage Commerce Corp	0.00	1,931	326,476	Micro	United States	Financial Services
Laredo Petroleum Inc	0.00	1,927	596,209	Small	United States	Energy
Investors Bancorp Inc	0.00	1,927	121,323	Medium	United States	Financial Services
Autohome Inc ADR	0.00	1,926	29,388	Large	China	Technology
Teradata Corp	0.00	1,923	313,087	Medium	United States	Technology
Nutanix Inc A	0.00	1,921	276,368	Medium	United States	Technology
Limelight Networks Inc	0.00	1,918	970,325	Micro	United States	Technology
WSFS Financial Corp	0.00	1,918	103,309	Small	United States	Financial Services
Southwestern Energy Co	0.00	1,917	291,318	Small	United States	Energy
Kimball International Inc Class B	0.00	1,916	290,808	Micro	United States	Industrials
Carter's Inc	0.00	1,915	119,741	Medium	United States	Consumer Cyclical
NTPC Ltd	0.00	1,915	988,365	Giant	India	Utilities



# Target Date Fund 2020

**Total Stocks**  
6752

**Total Bonds**  
10626

**Total Cash**  
415

## Stock Portfolio Analysis as of 09-30-18

Security Name	Net Assets %	Market Value \$	Shares Owned	Market Cap	Country	Sector
Ring Energy Inc	0.00	1,915	491,527	Micro	United States	Energy
Jabil Inc	0.00	1,911	435,986	Medium	United States	Technology
South State Corp	0.00	1,911	18,154	Small	United States	Financial Services
SkyWest Inc	0.00	1,910	25,274	Small	United States	Industrials
BDO Unibank Inc	0.00	1,910	1,025,992	Large	Philippines	Financial Services
Diamond Hill Investment Group Inc	0.00	1,909	29,451	Micro	United States	Financial Services
Gerdau SA Participating Preferred	0.00	1,904	537,880	Large	Brazil	Basic Materials
Independent Bank Group Inc	0.00	1,902	73,470	Small	United States	Financial Services
KBR Inc	0.00	1,899	70,451	Small	United States	Industrials
Associated Banc-Corp	0.00	1,896	454,097	Medium	United States	Financial Services
Graphic Packaging Holding Co	0.00	1,889	842,718	Medium	United States	Consumer Cyclical
Fiesta Restaurant Group Inc	0.00	1,885	182,095	Small	United States	Consumer Cyclical
Rayonier Inc	0.00	1,882	349,201	Medium	United States	Basic Materials
NorthWestern Corp	0.00	1,882	25,377	Small	United States	Utilities
Yes Bank Ltd	0.00	1,881	897,952	Large	India	Financial Services
ICU Medical Inc	0.00	1,880	41,758	Medium	United States	Healthcare
Knight-Swift Transportation Holdings Inc A	0.00	1,880	342,417	Medium	United States	Industrials
Tucows Inc	0.00	1,879	87,373	Small	Canada	Technology
Air Lease Corp Class A	0.00	1,875	257,333	Medium	United States	Industrials
Qatar Islamic Bank QPSC	0.00	1,871	59,065	Medium	Qatar	Financial Services
Ayala Corporation	0.00	1,870	132,450	Large	Philippines	Real Estate
MYR Group Inc	0.00	1,869	149,235	Micro	United States	Industrials
Discovery Ltd	0.00	1,868	189,236	Medium	South Africa	Financial Services
Grupo Aeroportuario del Sureste SAB de CV Class B	0.00	1,868	111,330	Large	Mexico	Industrials
Bemis Co Inc	0.00	1,865	242,934	Medium	United States	Consumer Cyclical
nVent Electric PLC	0.00	1,865	434,700	Medium	United States	Technology
Mobile TeleSystems PJSC ADR	0.00	1,864	266,696	Medium	Russia	Communication Services
CymaBay Therapeutics Inc	0.00	1,861	439,624	Micro	United States	Healthcare
Cinemark Holdings Inc	0.00	1,861	293,695	Medium	United States	Consumer Cyclical
Progenics Pharmaceuticals Inc	0.00	1,858	776,879	Micro	United States	Healthcare
Mednax Inc	0.00	1,858	253,031	Medium	United States	Healthcare
MKS Instruments Inc	0.00	1,858	147,307	Medium	United States	Technology
Cirrus Logic Inc	0.00	1,858	126,193	Small	United States	Technology
Old National Bancorp	0.00	1,855	77,131	Small	United States	Financial Services
People's Utah Bancorp	0.00	1,849	143,477	Micro	United States	Financial Services
State Bank Financial Corp	0.00	1,848	161,399	Small	United States	Financial Services
Rexford Industrial Realty Inc	0.00	1,847	46,578	Small	United States	Real Estate
Pure Storage Inc A	0.00	1,841	454,973	Medium	United States	Technology
Stag Industrial Inc	0.00	1,841	54,132	Small	United States	Real Estate
CoreCivic Inc	0.00	1,838	61,185	Small	United States	Real Estate
Diodes Inc	0.00	1,835	146,321	Small	United States	Technology
Adtalem Global Education Inc	0.00	1,834	30,885	Small	United States	Consumer Defensive
Nedbank Group Ltd	0.00	1,832	121,567	Medium	South Africa	Financial Services
China Vanke Co Ltd H	0.00	1,831	687,600	Giant	China	Real Estate
ALROSA PJSC	0.00	1,829	1,395,568	Medium	Russia	Basic Materials
Belden Inc	0.00	1,828	20,846	Small	United States	Technology
Antero Resources Corp	0.00	1,826	666,657	Medium	United States	Energy
Dolby Laboratories Inc	0.00	1,825	168,738	Medium	United States	Consumer Cyclical
Fulton Financial Corp	0.00	1,823	89,408	Small	United States	Financial Services
Sprint Corp	0.00	1,821	1,805,275	Large	United States	Communication Services
Vedanta Ltd	0.00	1,820	709,896	Large	India	Basic Materials
BB Seguridade Participacoes SA	0.00	1,820	382,157	Large	Brazil	Financial Services
Conduent Inc	0.00	1,815	524,268	Medium	United States	Industrials
CEZ a.s	0.00	1,811	89,128	Large	Czech Republic	Utilities
Lantheus Holdings Inc	0.00	1,807	325,821	Micro	United States	Healthcare

# Target Date Fund 2020

**Total Stocks**  
6752

**Total Bonds**  
10626

**Total Cash**  
415

## Stock Portfolio Analysis as of 09-30-18

Security Name	Net Assets %	Market Value \$	Shares Owned	Market Cap	Country	Sector
Wyndham Destinations Inc	0.00	1,806	272,289	Medium	United States	Consumer Cyclical
First Financial Bancorp	0.00	1,805	50,122	Small	United States	Financial Services
Upland Software Inc	0.00	1,804	150,760	Micro	United States	Technology
Chailease Holding Co Ltd	0.00	1,803	649,159	Large	Taiwan	Financial Services
Columbia Banking System Inc	0.00	1,803	38,397	Small	United States	Financial Services
Mr Price Group Ltd	0.00	1,797	140,937	Medium	South Africa	Consumer Cyclical
Rocket Pharmaceuticals Inc	0.00	1,795	197,849	Small	United States	Healthcare
Valvoline Inc	0.00	1,793	548,884	Medium	United States	Energy
Spartan Motors Inc	0.00	1,793	330,240	Micro	United States	Industrials
Coherent Inc	0.00	1,785	68,567	Medium	United States	Technology
F N B Corp	0.00	1,785	928,183	Medium	United States	Financial Services
Hyundai Steel Co	0.00	1,783	44,663	Large	South Korea	Basic Materials
Peabody Energy Corp	0.00	1,783	41,769	Medium	United States	Basic Materials
FTI Consulting Inc	0.00	1,775	20,339	Small	United States	Industrials
3i Infrastructure Ord	0.00	1,775	11,298		United Kingdom	Financial Services
GAIL (India) Ltd	0.00	1,773	435,115	Large	India	Utilities
CITIC Securities Co Ltd H	0.00	1,770	1,279,368	Giant	China	Financial Services
California Water Service Group	0.00	1,768	113,544	Small	United States	Utilities
2U Inc	0.00	1,765	157,021	Medium	United States	Technology
Rumo SA	0.00	1,765	615,341	Large	Brazil	Industrials
QuinStreet Inc	0.00	1,761	358,956	Micro	United States	Technology
Shin Kong Financial Holding Co Ltd	0.00	1,761	5,812,562	Large	Taiwan	Financial Services
Texas Capital Bancshares Inc	0.00	1,760	142,848	Medium	United States	Financial Services
LG Display Co Ltd	0.00	1,754	132,118	Large	South Korea	Technology
Callon Petroleum Co	0.00	1,754	124,156	Small	United States	Energy
Rigel Pharmaceuticals Inc	0.00	1,753	1,517,455	Micro	United States	Healthcare
Senior Housing Properties Trust	0.00	1,752	672,353	Medium	United States	Real Estate
Weg SA	0.00	1,750	466,349	Large	Brazil	Industrials
Verastem Inc	0.00	1,748	671,866	Micro	United States	Healthcare
Carpenter Technology Corp	0.00	1,746	25,252	Small	United States	Industrials
Dr Reddy's Laboratories Ltd	0.00	1,746	65,165	Large	India	Healthcare
Interactive Brokers Group Inc	0.00	1,743	213,461	Large	United States	Financial Services
Koppers Holdings Inc	0.00	1,742	156,373	Micro	United States	Basic Materials
Kura Oncology Inc	0.00	1,741	278,345	Micro	United States	Healthcare
Oceaneering International Inc	0.00	1,741	53,936	Small	United States	Energy
Tech Data Corp	0.00	1,740	20,800	Small	United States	Technology
National Bank Holdings Corp Class A	0.00	1,736	129,377	Small	United States	Financial Services
First Midwest Bancorp Inc	0.00	1,735	55,985	Small	United States	Financial Services
New China Life Insurance Co Ltd H	0.00	1,735	474,270	Giant	China	Financial Services
Power Grid Corp Of India Ltd	0.00	1,729	875,312	Large	India	Utilities
Centennial Resource Development Inc A	0.00	1,727	540,343	Medium	United States	Energy
Pegatron Corp	0.00	1,725	1,136,825	Large	Taiwan	Technology
B&G Foods Inc	0.00	1,725	177,451	Small	United States	Consumer Defensive
GlycoMimetics Inc	0.00	1,725	338,266	Micro	United States	Healthcare
CoreSite Realty Corp	0.00	1,723	106,228	Medium	United States	Real Estate
SinoPac Financial Holdings Co Ltd	0.00	1,722	6,229,601	Large	Taiwan	Financial Services
CoreLogic Inc	0.00	1,719	238,952	Medium	United States	Industrials
Ichor Holdings Ltd	0.00	1,717	238,542	Micro	United States	Technology
Vishay Intertechnology Inc	0.00	1,717	73,152	Small	United States	Technology
AGCO Corp	0.00	1,717	194,217	Medium	United States	Industrials
Evercore Inc A	0.00	1,717	117,419	Medium	United States	Financial Services
Chesapeake Energy Corp	0.00	1,715	2,629,513	Medium	United States	Energy
Eagle Materials Inc	0.00	1,715	138,507	Medium	United States	Basic Materials
AdvanSix Inc	0.00	1,715	143,477	Small	United States	Basic Materials
MediciNova Inc	0.00	1,714	389,994	Micro	United States	Healthcare

# Target Date Fund 2020

**Total Stocks**  
6752

**Total Bonds**  
10626

**Total Cash**  
415

## Stock Portfolio Analysis as of 09-30-18

Security Name	Net Assets %	Market Value \$	Shares Owned	Market Cap	Country	Sector
Bharat Petroleum Corp Ltd	0.00	1,713	440,756	Large	India	Energy
E-MART Inc	0.00	1,710	12,161	Large	South Korea	Consumer Defensive
NVE Corp	0.00	1,708	46,006	Micro	United States	Technology
Solaris Oilfield Infrastructure Inc Class A	0.00	1,705	257,863	Small	United States	Energy
Grupo Aeroportuario del Pacifico SAB de CV Class B	0.00	1,703	207,936	Large	Mexico	Industrials
AmTrust Financial Services Inc	0.00	1,703	335,470	Small	United States	Financial Services
Xenia Hotels & Resorts Inc	0.00	1,701	62,812	Small	United States	Real Estate
Washington Federal Inc	0.00	1,700	46,520	Small	United States	Financial Services
Simmons First National Corp Class A	0.00	1,699	50,548	Small	United States	Financial Services
MSC Industrial Direct Co Inc Class A	0.00	1,697	133,998	Medium	United States	Industrials
Tetra Technologies Inc	0.00	1,694	1,080,051	Micro	United States	Energy
Genting Bhd	0.00	1,692	1,205,471	Large	Malaysia	Consumer Cyclical
Antares Pharma Inc	0.00	1,690	1,449,712	Micro	United States	Healthcare
Sorrento Therapeutics Inc	0.00	1,687	1,107,052	Micro	United States	Healthcare
Surgutneftegas PJSC Participating Preferred	0.00	1,687	3,914,700	Large	Russia	Energy
Barrett Business Services Inc	0.00	1,687	72,941	Micro	United States	Industrials
Forrester Research Inc	0.00	1,684	106,122	Small	United States	Industrials
First Solar Inc	0.00	1,682	243,835	Medium	United States	Technology
Under Armour Inc A	0.00	1,682	556,385	Medium	United States	Consumer Cyclical
Aduro Biotech Inc	0.00	1,682	662,725	Micro	United States	Healthcare
Far EasTone Telecommunications Co Ltd	0.00	1,681	954,122	Large	Taiwan	Communication Services
Golar LNG Ltd	0.00	1,679	53,548	Small	United States	Industrials
Masraf Al Rayan QSC	0.00	1,670	220,837	Medium	Qatar	Financial Services
Yageo Corp	0.00	1,667	151,329	Large	Taiwan	Technology
Far Eastern New Century Corp	0.00	1,667	1,945,658	Large	Taiwan	Communication Services
Endeavour Silver Corp	0.00	1,663	113,561	Micro	Canada	Basic Materials
Cyberdyne Inc	0.00	1,661	3,646,628	Medium	Japan	Technology
Godrej Consumer Products Ltd	0.00	1,660	214,547	Large	India	Consumer Defensive
CRRC Corp Ltd H	0.00	1,659	2,490,745	Giant	China	Industrials
Tegna Inc	0.00	1,658	124,468	Small	United States	Consumer Cyclical
Control4 Corp	0.00	1,654	141,888	Small	United States	Technology
Stemline Therapeutics Inc	0.00	1,652	293,435	Micro	United States	Healthcare
Agios Pharmaceuticals Inc	0.00	1,652	153,093	Medium	United States	Healthcare
Versum Materials Inc	0.00	1,652	327,870	Medium	United States	Basic Materials
Kunlun Energy Co Ltd	0.00	1,651	1,954,865	Large	China	Energy
Ryder System Inc	0.00	1,643	161,577	Medium	United States	Industrials
Hawaiian Electric Industries Inc	0.00	1,640	331,736	Medium	United States	Utilities
Greenhill & Co Inc	0.00	1,639	184,859	Micro	United States	Financial Services
Lexicon Pharmaceuticals Inc	0.00	1,638	456,516	Small	United States	Healthcare
Equity Commonwealth	0.00	1,638	367,920	Medium	United States	Real Estate
Monotype Imaging Holdings Inc	0.00	1,632	241,140	Small	United States	Technology
CenterState Bank Corp	0.00	1,629	53,071	Small	United States	Financial Services
United Tractors Tbk	0.00	1,627	1,027,264	Large	Indonesia	Industrials
Redefine Properties Ltd	0.00	1,626	3,210,603	Medium	South Africa	Real Estate
Synnex Corp	0.00	1,621	17,575	Small	United States	Industrials
Banco De Chile	0.00	1,621	14,939,907	Giant	Chile	Financial Services
Bank Negara Indonesia (Persero) Tbk Class B	0.00	1,620	4,581,040	Large	Indonesia	Financial Services
Extended Stay America Inc	0.00	1,617	583,614	Medium	United States	Consumer Cyclical
Hindalco Industries Ltd	0.00	1,616	718,087	Large	India	Basic Materials
Belmond Ltd Class A	0.00	1,616	266,906	Small	United States	Consumer Cyclical
Cable One Inc	0.00	1,612	13,363	Medium	United States	Communication Services
Marten Transport Ltd	0.00	1,609	231,403	Small	United States	Industrials
Union Bankshares Corp	0.00	1,608	38,636	Small	United States	Financial Services
Apple Hospitality REIT Inc	0.00	1,608	675,040	Medium	United States	Real Estate
Skechers USA Inc	0.00	1,606	422,716	Medium	United States	Consumer Cyclical

# Target Date Fund 2020

**Total Stocks**  
6752

**Total Bonds**  
10626

**Total Cash**  
415

## Stock Portfolio Analysis as of 09-30-18

Security Name	Net Assets %	Market Value \$	Shares Owned	Market Cap	Country	Sector
PotlatchDeltic Corp	0.00	1,605	36,353	Small	United States	Real Estate
Enstar Group Ltd	0.00	1,602	7,140	Medium	United States	Financial Services
3D Systems Corp	0.00	1,599	257,727	Small	United States	Technology
Perficient Inc	0.00	1,598	182,778	Small	United States	Technology
UMH Properties Inc	0.00	1,597	311,447	Micro	United States	Real Estate
Patterson-UTI Energy Inc	0.00	1,596	690,034	Medium	United States	Energy
Great Western Bancorp Inc	0.00	1,595	35,284	Small	United States	Financial Services
AU Optronics Corp	0.00	1,595	5,384,499	Large	Taiwan	Technology
Grupo Financiero Inbursa SAB de CV Class O	0.00	1,594	1,447,075	Large	Mexico	Financial Services
Digi.com Bhd	0.00	1,592	1,953,268	Large	Malaysia	Communication Services
The Hackett Group Inc	0.00	1,592	241,738	Micro	United States	Industrials
Clean Harbors Inc	0.00	1,592	164,941	Medium	United States	Industrials
CVB Financial Corp	0.00	1,591	66,695	Small	United States	Financial Services
YY Inc ADR	0.00	1,591	30,365	Large	China	Technology
Edgewell Personal Care Co	0.00	1,589	32,201	Small	United States	Consumer Defensive
Inovio Pharmaceuticals Inc	0.00	1,587	876,085	Micro	United States	Healthcare
Akcea Therapeutics Inc	0.00	1,586	139,093	Small	United States	Healthcare
Pebblebrook Hotel Trust	0.00	1,585	40,930	Small	United States	Real Estate
Macquarie Infrastructure Corp	0.00	1,584	255,942	Medium	United States	Industrials
China Resources Gas Group Ltd	0.00	1,584	559,147	Large	China	Utilities
Two Harbors Investment Corp	0.00	1,580	790,790	Medium	United States	Real Estate
WillScot Corp	0.00	1,579	284,025	Small	United States	Industrials
Liberty SiriusXM Group A	0.00	1,579	271,787	Medium	United States	Consumer Cyclical
ProAssurance Corp	0.00	1,576	31,707	Small	United States	Financial Services
International Bancshares Corp	0.00	1,576	33,081	Small	United States	Financial Services
Tingyi (Cayman Islands) Holding Corp	0.00	1,575	1,238,444	Large	China	Consumer Defensive
Carrols Restaurant Group Inc	0.00	1,574	333,632	Micro	United States	Consumer Cyclical
LG Uplus Corp	0.00	1,569	137,893	Large	South Korea	Communication Services
Hyatt Hotels Corp	0.00	1,568	148,342	Medium	United States	Consumer Cyclical
Under Armour Inc C	0.00	1,567	606,706	Medium	United States	Consumer Cyclical
Seacoast Banking Corp of Florida Class A	0.00	1,566	166,816	Small	United States	Financial Services
Adient PLC	0.00	1,564	300,342	Medium	United States	Consumer Cyclical
ShotSpotter Inc	0.00	1,562	79,475	Micro	United States	Technology
Hyundai Heavy Industries Holdings	0.00	1,561	6,231	Large	South Korea	Industrials
Rhythm Pharmaceuticals Inc	0.00	1,559	166,988	Small	United States	Healthcare
Cutera Inc	0.00	1,558	149,648	Micro	United States	Healthcare
ANI Pharmaceuticals Inc	0.00	1,558	86,152	Micro	United States	Healthcare
Golden Entertainment Inc	0.00	1,554	202,875	Micro	United States	Consumer Cyclical
Anglogold Ashanti Ltd	0.00	1,552	262,829	Medium	South Africa	Basic Materials
Easterly Government Properties Inc	0.00	1,550	251,473	Small	United States	Real Estate
Range Resources Corp	0.00	1,549	694,909	Medium	United States	Energy
Santander Bank Polska SA	0.00	1,547	22,330	Medium	Poland	Financial Services
First Citizens BancShares Inc (DE) Class A	0.00	1,547	26,103	Medium	United States	Financial Services
Epizyme Inc	0.00	1,545	459,531	Small	United States	Healthcare
Washington REIT	0.00	1,543	48,569	Small	United States	Real Estate
Univar Inc	0.00	1,542	385,078	Medium	United States	Basic Materials
Westwood Holdings Group Inc	0.00	1,539	94,144	Micro	United States	Financial Services
Heico Corp	0.00	1,534	127,487	Medium	United States	Industrials
Weingarten Realty Investors	0.00	1,531	396,722	Medium	United States	Real Estate
Collegium Pharmaceutical Inc	0.00	1,531	330,464	Micro	United States	Healthcare
Regal Beloit Corp	0.00	1,530	143,198	Small	United States	Industrials
Mallinckrodt PLC	0.00	1,528	50,789	Small	United States	Healthcare
La Jolla Pharmaceutical Co	0.00	1,528	241,979	Micro	United States	Healthcare
Minerals Technologies Inc	0.00	1,527	22,021	Small	United States	Basic Materials
Woolworths Holdings Ltd	0.00	1,526	648,593	Medium	South Africa	Consumer Cyclical

# Target Date Fund 2020

**Total Stocks**  
6752

**Total Bonds**  
10626

**Total Cash**  
415

## Stock Portfolio Analysis as of 09-30-18

Security Name	Net Assets %	Market Value \$	Shares Owned	Market Cap	Country	Sector
Grupo Bimbo SAB de CV Shs A	0.00	1,526	1,069,123	Large	Mexico	Consumer Defensive
Rowan Companies PLC	0.00	1,526	79,057	Small	United States	Energy
Kindred Biosciences Inc	0.00	1,525	349,178	Micro	United States	Healthcare
Care.com Inc	0.00	1,522	220,309	Micro	United States	Technology
Industrial Bank of Korea	0.00	1,517	165,472	Large	South Korea	Financial Services
Commercial Metals Co	0.00	1,517	72,546	Small	United States	Basic Materials
Monarch Casino & Resort Inc	0.00	1,516	107,173	Small	United States	Consumer Cyclical
Central Pattana PCL DR	0.00	1,515	886,394		Thailand	Real Estate
Industrias Peñoles SAB de CV	0.00	1,515	132,568	Large	Mexico	Basic Materials
Esterline Technologies Corp	0.00	1,512	16,368	Small	United States	Industrials
Manhattan Associates Inc	0.00	1,512	216,235	Medium	United States	Technology
Guyana Goldfields Inc	0.00	1,511	116,217	Micro	Canada	Basic Materials
SM Energy Co	0.00	1,507	374,454	Small	United States	Energy
Titan Co Ltd	0.00	1,504	204,703	Large	India	Consumer Cyclical
Walker & Dunlop Inc	0.00	1,502	92,115	Small	United States	Financial Services
Energizer Holdings Inc	0.00	1,501	201,303	Small	United States	Technology
Spirit Realty Capital Inc	0.00	1,496	1,464,828	Small	United States	Real Estate
Navient Corp	0.00	1,495	875,856	Small	United States	Financial Services
Synergy Pharmaceuticals Inc	0.00	1,495	2,865,312	Micro	United States	Healthcare
Cencosud SA	0.00	1,495	956,983	Large	Chile	Consumer Cyclical
China Resources Power Holdings Co Ltd	0.00	1,495	1,286,766	Large	China	Utilities
Haier Electronics Group Co Ltd	0.00	1,494	838,062	Large	Hong Kong	Technology
USG Corp	0.00	1,492	272,603	Medium	United States	Basic Materials
Omnova Solutions Inc	0.00	1,492	494,521	Micro	United States	Basic Materials
Severstal PAO	0.00	1,492	136,564	Large	Russia	Basic Materials
Alibaba Health Information Technology Ltd	0.00	1,492	2,321,878	Large	China	Consumer Defensive
Dundee Precious Metals Inc	0.00	1,492	111,526	Micro	Canada	Basic Materials
Navistar International Corp	0.00	1,491	126,520	Medium	United States	Industrials
Cytokinetics Inc	0.00	1,491	494,521	Micro	United States	Healthcare
CD Projekt SA	0.00	1,489	44,779	Medium	Poland	Technology
Klabin SA Unit	0.00	1,489	463,757		Brazil	Basic Materials
Oil & Natural Gas Corp Ltd	0.00	1,488	930,638	Giant	India	Energy
KGHM Polska Miedz SA	0.00	1,487	94,132	Medium	Poland	Basic Materials
Liberty Latin America Ltd C	0.00	1,486	72,159	Small	United States	Communication Services
TRI Pointe Group Inc	0.00	1,485	392,825	Small	United States	Consumer Cyclical
Avaya Holdings Corp	0.00	1,484	67,237	Small	United States	Industrials
Apollo Commercial Real Estate Finance Inc	0.00	1,484	78,889	Small	United States	Real Estate
People's Insurance Co (Group) of China Ltd H	0.00	1,482	5,059,328	Giant	China	Financial Services
Wesbanco Inc	0.00	1,481	33,393	Small	United States	Financial Services
Novo Resources Corp	0.00	1,481	102,863	Micro	Canada	Basic Materials
HLB Co Ltd	0.00	1,481	21,011	Large	South Korea	Industrials
El Paso Electric Co	0.00	1,480	26,025	Small	United States	Utilities
Maxis Bhd	0.00	1,476	1,612,115	Large	Malaysia	Communication Services
Tenable Holdings Inc	0.00	1,476	125,284	Medium	United States	Technology
DSW Inc	0.00	1,475	43,938	Small	United States	Consumer Cyclical
PetIQ Inc Class A	0.00	1,473	123,913	Micro	United States	Healthcare
HANKOOK TIRE Co Ltd	0.00	1,473	50,368	Large	South Korea	Consumer Cyclical
Chimera Investment Corp	0.00	1,470	651,212	Small	United States	Real Estate
The Timken Co	0.00	1,470	236,842	Medium	United States	Industrials
Wabash National Corp	0.00	1,470	267,199	Small	United States	Industrials
Sprouts Farmers Market Inc	0.00	1,468	430,737	Small	United States	Consumer Defensive
Winmark Corp	0.00	1,466	29,343	Micro	United States	Consumer Cyclical
ZIOPHARM Oncology Inc	0.00	1,465	1,522,197	Micro	United States	Healthcare
Model N Inc	0.00	1,464	307,321	Micro	United States	Technology
Ultrapar Participacoes SA	0.00	1,462	246,369	Large	Brazil	Energy

# Target Date Fund 2020

**Total Stocks**  
6752

**Total Bonds**  
10626

**Total Cash**  
415

## Stock Portfolio Analysis as of 09-30-18

Security Name	Net Assets %	Market Value \$	Shares Owned	Market Cap	Country	Sector
Korea Zinc Co Ltd	0.00	1,462	5,788	Large	South Korea	Basic Materials
BancFirst Corp	0.00	1,462	81,252	Small	United States	Financial Services
Tribune Media Co A	0.00	1,459	307,219	Small	United States	Consumer Cyclical
Apergy Corp	0.00	1,458	271,038	Small	United States	Energy
Cantel Medical Corp	0.00	1,457	128,250	Medium	United States	Healthcare
TPI Composites Inc	0.00	1,453	170,614	Small	United States	Industrials
Chang Hwa Commercial Bank Ltd	0.00	1,449	3,675,137	Large	Taiwan	Financial Services
LifePoint Health Inc	0.00	1,448	23,115	Small	United States	Healthcare
Trustmark Corp	0.00	1,448	44,239	Small	United States	Financial Services
NanoString Technologies Inc	0.00	1,447	273,193	Micro	United States	Healthcare
Casella Waste Systems Inc Class A	0.00	1,445	156,827	Small	United States	Industrials
Flowers Foods Inc	0.00	1,444	632,719	Medium	United States	Consumer Defensive
Fullshare Holdings Ltd	0.00	1,442	4,736,398	Large	Hong Kong	Real Estate
USA Technologies Inc	0.00	1,438	676,532	Micro	United States	Technology
Synaptics Inc	0.00	1,433	106,774	Small	United States	Technology
Acadia Realty Trust	0.00	1,432	53,109	Small	United States	Real Estate
NCR Corp	0.00	1,432	415,577	Small	United States	Technology
Embraer SA	0.00	1,431	463,294	Medium	Brazil	Industrials
Live Oak Bancshares Inc	0.00	1,430	181,755	Small	United States	Financial Services
Bank of Hawaii Corp	0.00	1,430	149,618	Small	United States	Financial Services
Fitbit Inc A	0.00	1,429	910,473	Small	United States	Technology
National Commerce Corp	0.00	1,429	117,943	Small	United States	Financial Services
Senseonics Holdings Inc	0.00	1,428	1,021,180	Small	United States	Healthcare
Voyager Therapeutics Inc	0.00	1,427	257,454	Micro	United States	Healthcare
Oxford Immunotec Global PLC	0.00	1,426	300,125	Micro	United States	Healthcare
Finisar Corp	0.00	1,426	78,144	Small	United States	Technology
Bruker Corp	0.00	1,425	352,959	Medium	United States	Healthcare
Plug Power Inc	0.00	1,423	2,536,996	Micro	United States	Technology
UPL Ltd	0.00	1,421	248,244	Large	India	Basic Materials
IntriCon Corp	0.00	1,421	86,673	Micro	United States	Technology
Impinj Inc	0.00	1,420	196,254	Micro	United States	Technology
Midland States Bancorp Inc	0.00	1,420	151,745	Small	United States	Financial Services
Sappi Ltd	0.00	1,420	362,482	Large	Hong Kong	Basic Materials
Conn's Inc	0.00	1,419	137,795	Small	United States	Consumer Cyclical
Hong Leong Bank Bhd	0.00	1,419	457,471	Large	Malaysia	Financial Services
Novolipetsk Steel PJSC	0.00	1,417	837,733	Large	Russia	Basic Materials
MFA Financial Inc	0.00	1,416	1,606,326	Small	United States	Real Estate
First Merchants Corp	0.00	1,415	33,088	Small	United States	Financial Services
MGE Energy Inc	0.00	1,415	23,315	Small	United States	Utilities
Zagg Inc	0.00	1,410	330,240	Micro	United States	Consumer Cyclical
Domtar Corp	0.00	1,410	226,307	Small	United States	Basic Materials
Monmouth Real Estate Investment Corp Class A	0.00	1,407	291,330	Small	United States	Real Estate
Schweitzer-Mauduit International Inc	0.00	1,403	127,148	Small	United States	Basic Materials
PT Indah Kiat Pulp & Paper Corp Tbk	0.00	1,403	1,953,875	Large	Indonesia	Basic Materials
Uniti Group Inc	0.00	1,403	585,932	Small	United States	Real Estate
TechTarget Inc	0.00	1,402	250,825	Micro	United States	Technology
National Research Corp Class A	0.00	1,401	126,192	Small	United States	Healthcare
Fossil Group Inc	0.00	1,395	209,237	Small	United States	Consumer Cyclical
California Resources Corp	0.00	1,391	30,674	Small	United States	Energy
SPX FLOW Inc	0.00	1,391	28,628	Small	United States	Industrials
FireEye Inc	0.00	1,390	694,498	Small	United States	Technology
DP World Ltd	0.00	1,389	119,298	Large	United Arab Emirates	Industrials
Petronas Gas Bhd	0.00	1,388	498,135	Large	Malaysia	Utilities
IHH Healthcare Bhd	0.00	1,386	1,807,052	Large	Malaysia	Healthcare
Dialog Group Bhd	0.00	1,381	2,697,637	Large	Malaysia	Energy

# Target Date Fund 2020

**Total Stocks**  
6752

**Total Bonds**  
10626

**Total Cash**  
415

## Stock Portfolio Analysis as of 09-30-18

Security Name	Net Assets %	Market Value \$	Shares Owned	Market Cap	Country	Sector
The Wendy's Co Class A	0.00	1,381	688,826	Medium	United States	Consumer Cyclical
Gold Standard Ventures Corp	0.00	1,381	148,978	Micro	Canada	Basic Materials
Semiconductor Manufacturing International Corp	0.00	1,381	2,110,052	Large	China	Technology
Akebia Therapeutics Inc	0.00	1,380	551,645	Micro	United States	Healthcare
Golden Star Resources Ltd	0.00	1,375	353,487	Micro	Canada	Basic Materials
Convergys Corp	0.00	1,374	62,706	Small	United States	Industrials
Terreno Realty Corp	0.00	1,373	39,486	Small	United States	Real Estate
Hilton Grand Vacations Inc	0.00	1,372	356,695	Small	United States	Consumer Cyclical
Wesdome Gold Mines Ltd	0.00	1,371	93,565	Micro	Canada	Basic Materials
Bajaj Finserv Ltd	0.00	1,371	27,456	Large	India	Financial Services
Mirae Asset Daewoo Co Ltd	0.00	1,370	297,928	Large	South Korea	Financial Services
Colfax Corp	0.00	1,370	327,414	Medium	United States	Industrials
The Scotts Miracle Gro Co A	0.00	1,367	149,961	Medium	United States	Basic Materials
Ormat Technologies Inc	0.00	1,366	27,511	Small	United States	Utilities
Corbus Pharmaceuticals Holdings Inc	0.00	1,365	645,169	Micro	United States	Healthcare
National Storage Affiliates Trust	0.00	1,364	191,471	Small	United States	Real Estate
Innolux Corp	0.00	1,364	6,552,840	Large	Taiwan	Technology
EnPro Industries Inc	0.00	1,362	66,791	Small	United States	Industrials
Indian Oil Corp Ltd	0.00	1,362	1,075,375	Giant	India	Energy
Erie Indemnity Co Class A	0.00	1,357	92,581	Medium	United States	Financial Services
Cooper-Standard Holdings Inc	0.00	1,355	12,407	Small	United States	Consumer Cyclical
Cipla Ltd	0.00	1,355	252,135	Large	India	Healthcare
Dabur India Ltd	0.00	1,354	386,293	Large	India	Consumer Defensive
ABM Industries Inc	0.00	1,353	46,159	Small	United States	Industrials
CytoSorbents Corp	0.00	1,352	377,599	Micro	United States	Healthcare
MobileIron Inc	0.00	1,350	919,062	Micro	United States	Technology
Sun Art Retail Group Ltd	0.00	1,348	1,749,394	Large	Hong Kong	Consumer Cyclical
Thai Oil PCL DR	0.00	1,347	831,309		Thailand	Energy
Nestle India Ltd	0.00	1,346	17,002	Large	India	Consumer Defensive
Genworth Financial Inc	0.00	1,345	356,987	Small	United States	Financial Services
Accuray Inc	0.00	1,344	1,082,451	Micro	United States	Healthcare
Hotel Shilla Co Ltd	0.00	1,343	23,258	Large	South Korea	Consumer Cyclical
Allied Motion Technologies Inc	0.00	1,343	89,492	Micro	United States	Technology
Eloxx Pharmaceuticals Inc	0.00	1,341	285,858	Micro	United States	Healthcare
NewMarket Corp	0.00	1,340	29,117	Medium	United States	Basic Materials
Continental Gold Inc	0.00	1,339	125,939	Micro	Canada	Basic Materials
Tiger Brands Ltd	0.00	1,338	121,388	Medium	South Africa	Consumer Defensive
Bangkok Dusit Medical Services PCL DR	0.00	1,337	2,885,123		Thailand	Healthcare
Sanderson Farms Inc	0.00	1,336	14,401	Small	United States	Consumer Defensive
Dermira Inc	0.00	1,334	446,883	Micro	United States	Healthcare
Armstrong World Industries Inc	0.00	1,334	169,635	Medium	United States	Basic Materials
BGC Partners Inc Class A	0.00	1,334	998,857	Medium	United States	Financial Services
Spectrum Brands Holdings Inc	0.00	1,334	158,010	Medium	United States	Consumer Cyclical
Valmont Industries Inc	0.00	1,332	85,245	Small	United States	Industrials
GenMark Diagnostics Inc	0.00	1,331	662,725	Micro	United States	Healthcare
Polish Oil and Gas Company (PGNiG) SA	0.00	1,330	1,296,315	Medium	Poland	Energy
Nautilus Inc	0.00	1,329	349,178	Micro	United States	Consumer Cyclical
Cheng Shin Rubber Industry Co Ltd	0.00	1,329	1,447,084	Large	Taiwan	Consumer Cyclical
Retail Opportunity Investments Corp	0.00	1,329	79,734	Small	United States	Real Estate
Hellenic Telecommunication Organization SA	0.00	1,328	185,370	Medium	Greece	Communication Services
Coca-Cola Femsa SAB de CV Class L	0.00	1,328	372,042	Large	Mexico	Consumer Defensive
Core-Mark Holding Co Inc	0.00	1,327	143,434	Small	United States	Consumer Defensive
Zynga Inc Class A	0.00	1,326	2,944,266	Small	United States	Technology
LPP SA	0.00	1,324	972	Medium	Poland	Consumer Cyclical
CNX Resources Corp	0.00	1,324	825,049	Small	United States	Energy

# Target Date Fund 2020

**Total Stocks**  
6752

**Total Bonds**  
10626

**Total Cash**  
415

## Stock Portfolio Analysis as of 09-30-18

Security Name	Net Assets %	Market Value \$	Shares Owned	Market Cap	Country	Sector
Applied Optoelectronics Inc	0.00	1,323	197,528	Micro	United States	Technology
TTEC Holdings Inc	0.00	1,322	188,071	Small	United States	Industrials
Lumber Liquidators Holdings Inc	0.00	1,320	314,463	Micro	United States	Consumer Cyclical
Sime Darby Plantation Bhd	0.00	1,320	1,776,367	Large	Malaysia	Consumer Defensive
Navigators Group Inc	0.00	1,319	70,493	Small	United States	Financial Services
Kronos Worldwide Inc	0.00	1,319	299,755	Small	United States	Basic Materials
Acadia Healthcare Co Inc	0.00	1,313	335,414	Small	United States	Healthcare
Axiata Group Bhd	0.00	1,312	2,064,636	Large	Malaysia	Communication Services
Banco de Credito e Inversiones SA	0.00	1,312	33,637	Large	Chile	Financial Services
Anixter International Inc	0.00	1,312	21,175	Small	United States	Industrials
Argo Group International Holdings Ltd	0.00	1,312	23,610	Small	United States	Financial Services
Owens-Illinois Inc	0.00	1,312	628,342	Small	United States	Consumer Cyclical
Brady Corp Class A	0.00	1,308	34,026	Small	United States	Industrials
Catalyst Pharmaceuticals Inc	0.00	1,307	1,288,632	Micro	United States	Healthcare
ViroMed Co Ltd	0.00	1,306	10,479	Large	South Korea	Healthcare
FB Financial Corp	0.00	1,306	124,324	Small	United States	Financial Services
Milacron Holdings Corp	0.00	1,306	240,545	Small	United States	Industrials
Chuy's Holdings Inc	0.00	1,297	185,563	Micro	United States	Consumer Cyclical
Casa Systems Inc	0.00	1,297	330,240	Small	United States	Technology
Turkiye Garanti Bankasi AS	0.00	1,296	1,780,701	Medium	Turkey	Financial Services
Haitong Securities Co Ltd H	0.00	1,295	2,501,240	Large	China	Financial Services
Urban Outfitters Inc	0.00	1,295	288,666	Medium	United States	Consumer Cyclical
Match Group Inc	0.00	1,294	203,874	Medium	United States	Technology
Beijing Enterprises Water Group Ltd	0.00	1,293	4,270,703	Large	China	Industrials
ICF International Inc	0.00	1,293	64,560	Small	United States	Industrials
Towne Bank	0.00	1,292	48,254	Small	United States	Financial Services
Chesapeake Utilities Corp	0.00	1,291	58,058	Small	United States	Utilities
Indorama Ventures PCL DR	0.00	1,290	1,246,962		Thailand	Basic Materials
Meritage Homes Corp	0.00	1,288	122,081	Small	United States	Consumer Cyclical
Bed Bath & Beyond Inc	0.00	1,288	99,242	Small	United States	Consumer Cyclical
Hope Bancorp Inc	0.00	1,287	92,062	Small	United States	Financial Services
United Insurance Holdings Corp	0.00	1,287	217,651	Small	United States	Financial Services
AXA Equitable Holdings Inc	0.00	1,285	550,417	Medium	United States	Financial Services
Colony Capital Inc A	0.00	1,285	1,938,669	Small	United States	Real Estate
Abeona Therapeutics Inc	0.00	1,284	380,549	Micro	United States	Healthcare
Gardner Denver Holdings Inc	0.00	1,283	416,601	Medium	United States	Technology
Hawaiian Holdings Inc	0.00	1,281	37,123	Small	United States	Industrials
MarineMax Inc	0.00	1,279	229,225	Micro	United States	Consumer Cyclical
Telephone and Data Systems Inc	0.00	1,279	387,990	Small	United States	Communication Services
Meredith Corp	0.00	1,276	29,160	Small	United States	Consumer Cyclical
Mammoth Energy Services Inc	0.00	1,275	167,389	Small	United States	Energy
Korea Investment Holdings Co Ltd	0.00	1,274	33,160	Large	South Korea	Financial Services
ArcBest Corp	0.00	1,273	100,330	Small	United States	Industrials
Patterson Companies Inc	0.00	1,272	60,885	Small	United States	Healthcare
Banco Santander Mexico SA Class B	0.00	1,270	1,454,994	Large	Mexico	Financial Services
SIGA Technologies Inc	0.00	1,270	706,971	Micro	United States	Healthcare
Capitec Bank Holdings Ltd	0.00	1,269	31,409	Medium	South Africa	Financial Services
BRF SA	0.00	1,269	419,310	Medium	Brazil	Consumer Defensive
Lojas Americanas SA Participating Preferred	0.00	1,267	581,091	Large	Brazil	Consumer Cyclical
LATAM Airlines Group SA	0.00	1,264	239,219	Large	Chile	Industrials
Celltrion Healthcare Co Ltd	0.00	1,263	27,369	Large	South Korea	Healthcare
Bim Birlesik Magazalar AS	0.00	1,263	168,767	Medium	Turkey	Consumer Defensive
Banner Corp	0.00	1,261	23,945	Small	United States	Financial Services
Renasant Corp	0.00	1,261	36,123	Small	United States	Financial Services
Enel Chile SA	0.00	1,261	22,592,532	Large	Chile	Utilities



# Target Date Fund 2020

**Total Stocks**  
6752

**Total Bonds**  
10626

**Total Cash**  
415

## Stock Portfolio Analysis as of 09-30-18

Security Name	Net Assets %	Market Value \$	Shares Owned	Market Cap	Country	Sector
The York Water Co	0.00	1,260	160,231	Micro	United States	Utilities
Prestige Consumer Healthcare Inc	0.00	1,258	39,288	Small	United States	Healthcare
Dril-Quip Inc	0.00	1,258	28,491	Small	United States	Energy
Columbia Sportswear Co	0.00	1,257	126,856	Medium	United States	Consumer Cyclical
WESCO International Inc	0.00	1,256	192,132	Small	United States	Industrials
Hyundai Motor Co Participating Preferred	0.00	1,256	29,793		South Korea	Consumer Cyclical
Oil States International Inc	0.00	1,255	44,838	Small	United States	Energy
Minor International PCL DR	0.00	1,253	1,794,410		Thailand	Consumer Cyclical
Washington Trust Bancorp Inc	0.00	1,253	88,084	Small	United States	Financial Services
Novavax Inc	0.00	1,252	2,590,973	Small	United States	Healthcare
JG Summit Holdings Inc	0.00	1,250	2,278,287	Large	Philippines	Industrials
NetScout Systems Inc	0.00	1,250	58,956	Small	United States	Technology
Surgutneftegas PJSC	0.00	1,249	5,434,190	Large	Russia	Energy
Novatek Microelectronics Corp	0.00	1,249	459,999	Medium	Taiwan	Technology
CURO Group Holdings Corp	0.00	1,245	161,132	Small	United States	Financial Services
China Resources Cement Holdings Ltd	0.00	1,245	1,954,863	Large	China	Basic Materials
AMC Networks Inc A	0.00	1,244	177,967	Medium	United States	Consumer Cyclical
White Mountains Insurance Group Ltd	0.00	1,244	12,617	Small	United States	Financial Services
First Hawaiian Inc	0.00	1,243	434,704	Medium	United States	Financial Services
Asia Cement Corp	0.00	1,242	1,673,735	Large	Taiwan	Basic Materials
Marinus Pharmaceuticals Inc	0.00	1,241	487,104	Micro	United States	Healthcare
Cars.com Inc	0.00	1,240	53,916	Small	United States	Consumer Cyclical
American Axle & Mfg Holdings Inc	0.00	1,238	85,357	Small	United States	Consumer Cyclical
Abraxas Petroleum Corp	0.00	1,237	2,090,570	Micro	United States	Energy
TG Therapeutics Inc	0.00	1,236	869,827	Micro	United States	Healthcare
First BanCorp	0.00	1,234	163,586	Medium	Puerto Rico	Financial Services
Reinet Investments SCA	0.00	1,233	122,269	Medium	Luxembourg	Financial Services
Avid Bioservices Inc	0.00	1,232	710,062	Micro	United States	Healthcare
SP Plus Corp	0.00	1,232	133,453	Small	United States	Industrials
Hanmi Pharm Co Ltd	0.00	1,231	5,047	Large	South Korea	Healthcare
Farmers & Merchants Bancorp Inc	0.00	1,229	114,371	Micro	United States	Financial Services
Teranga Gold Corp	0.00	1,228	92,519	Micro	Canada	Basic Materials
Tata Steel Ltd	0.00	1,224	283,714	Large	India	Basic Materials
X5 Retail Group NV GDR	0.00	1,222	100,596	Medium	United Kingdom	Consumer Defensive
Choice Hotels International Inc	0.00	1,221	141,737	Medium	United States	Consumer Cyclical
Lupin Ltd	0.00	1,221	183,039	Large	India	Healthcare
Amphastar Pharmaceuticals Inc	0.00	1,221	253,172	Small	United States	Healthcare
Beijing Enterprises Holdings Ltd	0.00	1,220	405,669	Large	China	Industrials
Dongfeng Motor Group Co Ltd H	0.00	1,219	2,209,535	Large	China	Consumer Cyclical
Tupras-Turkiye Petrol Rafineleri AS	0.00	1,218	102,304	Medium	Turkey	Energy
Minerva Neurosciences Inc	0.00	1,216	388,130	Micro	United States	Healthcare
Otter Tail Corp	0.00	1,215	31,078	Small	United States	Utilities
Northwest Natural Holding Co	0.00	1,214	22,252	Small	United States	Utilities
On Deck Capital Inc	0.00	1,212	643,465	Micro	United States	Financial Services
Donnelley Financial Solutions Inc	0.00	1,209	271,821	Micro	United States	Financial Services
Huaneng Power International Inc Class -H-	0.00	1,207	3,458,018	Large	China	Utilities
Greenbrier Companies Inc	0.00	1,205	24,769	Small	United States	Industrials
Foschini Group Ltd	0.00	1,205	185,558	Medium	South Africa	Consumer Cyclical
Akorn Inc	0.00	1,203	375,272	Small	United States	Healthcare
Ocean Rig UDW Inc Class A	0.00	1,202	42,999	Medium	Angola	Energy
Digimarc Corp	0.00	1,200	154,881	Micro	United States	Technology
Zee Entertainment Enterprises Ltd	0.00	1,200	375,989	Large	India	Consumer Cyclical
Visteon Corp	0.00	1,197	127,092	Small	United States	Consumer Cyclical
Aclaris Therapeutics Inc	0.00	1,196	335,470	Micro	United States	Healthcare
Deciphera Pharmaceuticals Inc	0.00	1,196	125,801	Small	United States	Healthcare

# Target Date Fund 2020

**Total Stocks**  
6752

**Total Bonds**  
10626

**Total Cash**  
415

## Stock Portfolio Analysis as of 09-30-18

Security Name	Net Assets %	Market Value \$	Shares Owned	Market Cap	Country	Sector
Maxar Technologies Ltd	0.00	1,194	45,015	Small	United States	Technology
BioSpecifics Technologies Corp	0.00	1,193	83,279	Micro	United States	Healthcare
Outfront Media Inc	0.00	1,191	591,804	Small	United States	Real Estate
Plexus Corp	0.00	1,189	25,442	Small	United States	Technology
Dick's Sporting Goods Inc	0.00	1,189	332,763	Small	United States	Consumer Cyclical
Horace Mann Educators Corp	0.00	1,188	33,155	Small	United States	Financial Services
Vipshop Holdings Ltd ADR	0.00	1,188	364,570	Large	China	Consumer Cyclical
Greif Inc Class A	0.00	1,186	90,776	Small	United States	Consumer Cyclical
Sanmina Corp	0.00	1,185	53,936	Small	United States	Technology
Platform Specialty Products Corp	0.00	1,184	946,793	Medium	United States	Basic Materials
Grupo de Inversiones Suramericana SA	0.00	1,184	193,906	Large	Colombia	Financial Services
Innospec Inc	0.00	1,179	19,396	Small	United States	Basic Materials
Zafgen Inc	0.00	1,179	416,683	Micro	United States	Healthcare
World Fuel Services Corp	0.00	1,179	53,780	Small	United States	Energy
Acacia Mining PLC	0.00	1,178	148,077	Small	United Kingdom	Basic Materials
Kimberly - Clark de Mexico SAB de CV Class A	0.00	1,177	1,282,304	Large	Mexico	Consumer Defensive
Aptinyx Inc	0.00	1,176	168,198	Small	United States	Healthcare
Terex Corp	0.00	1,176	295,828	Small	United States	Industrials
Drive Shack Inc	0.00	1,176	817,287	Micro	United States	Consumer Cyclical
Colony Credit Real Estate Inc Class A	0.00	1,175	67,696	Small	United States	Real Estate
Kadmon Holdings Inc	0.00	1,173	1,458,392	Micro	United States	Healthcare
Charoen Pokphand Foods PCL DR	0.00	1,172	2,913,697		Thailand	Consumer Defensive
Turning Point Brands Inc	0.00	1,169	117,487	Small	United States	Consumer Defensive
22nd Century Group Inc	0.00	1,169	1,733,463	Micro	United States	Healthcare
Welbilt Inc	0.00	1,169	565,446	Small	United States	Industrials
Brookdale Senior Living Inc	0.00	1,167	151,438	Small	United States	Healthcare
Weatherford International PLC	0.00	1,164	4,356,646	Small	United States	Energy
Infraestructura Energetica Nova SAB de CV	0.00	1,163	457,772	Large	Mexico	Utilities
John Wiley & Sons Inc Class A	0.00	1,163	194,829	Small	United States	Consumer Cyclical
Inspire Medical Systems Inc	0.00	1,160	115,757	Small	United States	Healthcare
Qatar Electricity & Water Co QSC	0.00	1,159	43,061	Medium	Qatar	Utilities
Chemical Works of Gedeon Richter PLC	0.00	1,158	121,590	Medium	Hungary	Healthcare
Netmarble Co Corp	0.00	1,157	21,943	Large	South Korea	Technology
QEP Resources Inc	0.00	1,155	1,042,979	Small	United States	Energy
Central European Media Enterprises Ltd Class A	0.00	1,153	1,298,942	Small	Czech Republic	Consumer Cyclical
Gulfport Energy Corp	0.00	1,153	143,001	Small	United States	Energy
Avangrid Inc	0.00	1,151	246,326	Medium	United States	Utilities
Acacia Communications Inc	0.00	1,143	117,743	Small	United States	Technology
Kuala Lumpur Kepong Bhd	0.00	1,142	377,194	Large	Malaysia	Consumer Defensive
NOW Inc	0.00	1,136	89,948	Small	United States	Energy
Allakos Inc	0.00	1,136	108,270	Small	United States	Healthcare
CryoPort Inc	0.00	1,135	380,253	Micro	United States	Consumer Cyclical
Office Depot Inc	0.00	1,135	463,749	Small	United States	Consumer Cyclical
Retail Properties of America Inc Class A	0.00	1,135	968,540	Small	United States	Real Estate
Systemax Inc	0.00	1,135	147,876	Small	United States	Consumer Cyclical
Piramal Enterprises Ltd	0.00	1,134	71,720	Large	India	Healthcare
China Railway Construction Corp Ltd H	0.00	1,134	1,686,439	Giant	China	Industrials
China Life Insurance Co Ltd	0.00	1,131	2,262,538	Giant	Taiwan	Financial Services
Legg Mason Inc	0.00	1,131	378,047	Small	United States	Financial Services
Samsung Engineering Co Ltd	0.00	1,128	130,749	Large	South Korea	Industrials
Savara Inc	0.00	1,125	436,472	Micro	United States	Healthcare
Treehouse Foods Inc	0.00	1,125	246,736	Small	United States	Consumer Defensive
Invesco Mortgage Capital Inc	0.00	1,124	94,098	Small	United States	Real Estate
EVO Payments Inc	0.00	1,123	203,809	Small	United States	Technology
Armada Hoffer Properties Inc	0.00	1,123	322,371	Small	United States	Real Estate

# Target Date Fund 2020

**Total Stocks**  
6752

**Total Bonds**  
10626

**Total Cash**  
415

## Stock Portfolio Analysis as of 09-30-18

Security Name	Net Assets %	Market Value \$	Shares Owned	Market Cap	Country	Sector
Energy Recovery Inc	0.00	1,123	544,249	Micro	United States	Industrials
Magellan Health Inc	0.00	1,122	20,661	Small	United States	Healthcare
Stepan Co	0.00	1,119	17,109	Small	United States	Basic Materials
Advantech Co Ltd	0.00	1,119	305,319	Large	Taiwan	Technology
GS Holdings Corp	0.00	1,118	45,798	Large	South Korea	Industrials
Customers Bancorp Inc	0.00	1,116	207,014	Small	United States	Financial Services
The Hain Celestial Group Inc	0.00	1,116	435,341	Small	United States	Consumer Defensive
Exxaro Resources Ltd	0.00	1,114	221,314	Medium	South Africa	Basic Materials
Akbank TAS	0.00	1,113	1,983,983	Medium	Turkey	Financial Services
ChannelAdvisor Corp	0.00	1,111	391,247	Micro	United States	Technology
Keryx Biopharmaceuticals Inc	0.00	1,111	1,432,656	Micro	United States	Healthcare
Atlantic Capital Bancshares Inc	0.00	1,110	290,808	Micro	United States	Financial Services
Triton International Ltd Ordinary Shares	0.00	1,106	44,744	Small	United States	Industrials
Johnson Outdoors Inc Class A	0.00	1,106	52,383	Small	United States	Consumer Cyclical
Noble Corp PLC	0.00	1,105	211,755	Small	United States	Energy
Brown-Forman Corp Class A	0.00	1,104	232,414	Large	United States	Consumer Defensive
Semgroup Corp	0.00	1,104	67,512	Small	United States	Energy
Realogy Holdings Corp	0.00	1,102	572,019	Small	United States	Real Estate
LTC Properties Inc	0.00	1,101	33,748	Small	United States	Real Estate
OneMain Holdings Inc	0.00	1,100	351,276	Medium	United States	Financial Services
Premier Gold Mines Ltd	0.00	1,100	189,268	Micro	Canada	Basic Materials
Lindblad Expeditions Holdings Inc	0.00	1,099	327,574	Micro	United States	Consumer Cyclical
ESCO Technologies Inc	0.00	1,099	21,876	Small	United States	Technology
Kingdee International Software Group Co Ltd	0.00	1,097	2,090,238	Large	China	Technology
Coal India Ltd	0.00	1,097	619,377	Giant	India	Basic Materials
MISTRAS Group Inc	0.00	1,095	224,782	Micro	United States	Industrials
CJ CheilJedang Corp	0.00	1,093	7,567	Large	South Korea	Consumer Defensive
BOK Financial Corp	0.00	1,093	121,364	Medium	United States	Financial Services
Blue Hills Bancorp Inc	0.00	1,092	202,117	Micro	United States	Financial Services
A10 Networks Inc	0.00	1,092	801,156	Micro	United States	Technology
Paratek Pharmaceuticals Inc	0.00	1,090	502,167	Micro	United States	Healthcare
Vishay Precision Group Inc	0.00	1,088	130,242	Micro	United States	Technology
Universal Logistics Holdings Inc	0.00	1,086	132,364	Small	United States	Industrials
Tricida Inc	0.00	1,086	159,445	Small	United States	Healthcare
CGN Power Co Ltd	0.00	1,084	9,574,659	Large	China	Utilities
Nuvectra Corp	0.00	1,084	221,612	Micro	United States	Healthcare
China Merchants Port Holdings Co Ltd	0.00	1,083	1,188,839	Large	China	Industrials
BanColombia SA	0.00	1,082	211,291	Small	Colombia	Financial Services
PT Charoen Pokphand Indonesia Tbk	0.00	1,080	6,679,730	Large	Indonesia	Consumer Defensive
GlobalWafers Co Ltd	0.00	1,077	206,420	Large	Taiwan	Technology
CJ ENM Co Ltd	0.00	1,076	10,175	Medium	South Korea	Consumer Cyclical
Heartland Financial USA Inc	0.00	1,076	25,644	Small	United States	Financial Services
Amerco Inc	0.00	1,076	33,106	Medium	United States	Industrials
Tupperware Brands Corp	0.00	1,073	44,503	Small	United States	Consumer Cyclical
Assertio Therapeutics Inc	0.00	1,073	828,407	Micro	United States	Healthcare
Tim Participacoes SA	0.00	1,072	781,886	Large	Brazil	Communication Services
Mantech International Corp Class A	0.00	1,068	23,517	Small	United States	Technology
Avenue Supermarts Ltd	0.00	1,068	118,134	Large	India	Consumer Cyclical
Copa Holdings SA Class A	0.00	1,067	147,874	Small	United States	Industrials
Central Garden & Pet Co	0.00	1,066	135,156	Small	United States	Consumer Defensive
Aspen Insurance Holdings Ltd	0.00	1,066	282,453	Small	United States	Financial Services
Northwest Bancshares Inc	0.00	1,066	85,949	Small	United States	Financial Services
Osisko Mining Inc	0.00	1,065	140,945	Micro	Canada	Basic Materials
AmoreG	0.00	1,063	27,047	Large	South Korea	Consumer Defensive
Zillow Group Inc A	0.00	1,063	267,114	Medium	United States	Real Estate

# Target Date Fund 2020

**Total Stocks**  
6752

**Total Bonds**  
10626

**Total Cash**  
415

## Stock Portfolio Analysis as of 09-30-18

Security Name	Net Assets %	Market Value \$	Shares Owned	Market Cap	Country	Sector
Fabrinet	0.00	1,062	32,180	Small	United States	Technology
Syros Pharmaceuticals Inc	0.00	1,061	408,986	Micro	United States	Healthcare
Hengxing Gold Holding Co Ltd	0.00	1,057	243,899	Medium	China	Basic Materials
Shinsegae Co Ltd	0.00	1,056	6,961	Large	South Korea	Consumer Cyclical
Brightcove Inc	0.00	1,055	579,884	Micro	United States	Technology
Origin Bancorp Inc	0.00	1,054	129,377	Small	United States	Financial Services
PSG Group Ltd	0.00	1,054	140,482	Medium	South Africa	Financial Services
Hanjaya Mandala Sampoerna Tbk	0.00	1,054	8,805,122	Giant	Indonesia	Consumer Defensive
Premier Inc Class A	0.00	1,053	257,900	Small	United States	Technology
Berkshire Hills Bancorp Inc	0.00	1,052	36,576	Small	United States	Financial Services
City Holding Co	0.00	1,051	63,425	Small	United States	Financial Services
Ooma Inc	0.00	1,050	293,436	Micro	United States	Communication Services
Northern Oil & Gas Inc	0.00	1,050	1,217,757	Small	United States	Energy
Perusahaan Rokok Tjap Gudang Garam Tbk	0.00	1,050	457,794	Large	Indonesia	Consumer Defensive
Universal Robina Corporation	0.00	1,047	850,615	Large	Philippines	Consumer Defensive
Pieris Pharmaceuticals Inc	0.00	1,046	869,827	Micro	United States	Healthcare
Perseus Mining Ltd	0.00	1,045	930,149	Micro	Australia	Basic Materials
Arch Coal Inc	0.00	1,044	16,652	Small	United States	Basic Materials
Geron Corp	0.00	1,043	2,767,631	Micro	United States	Healthcare
Acer Inc	0.00	1,042	2,750,891	Medium	Taiwan	Technology
China Resources Pharmaceutical Group Ltd	0.00	1,041	1,433,883	Large	China	Healthcare
Hotai Motor Co Ltd	0.00	1,039	265,622	Large	Taiwan	Consumer Cyclical
NBT Bancorp Inc	0.00	1,038	38,787	Small	United States	Financial Services
GS Engineering & Construction Corp	0.00	1,038	48,250	Large	South Korea	Industrials
Zix Corp	0.00	1,037	877,663	Micro	United States	Technology
Ezdan Holding Group QSC	0.00	1,037	777,326	Medium	Qatar	Real Estate
Capitol Federal Financial Inc	0.00	1,035	116,847	Small	United States	Financial Services
China Jinmao Holdings Group Ltd	0.00	1,034	5,002,485	Large	China	Real Estate
Medy-Tox Inc	0.00	1,033	4,077	Medium	South Korea	Healthcare
First Commonwealth Financial Corp	0.00	1,028	92,233	Small	United States	Financial Services
Gogo Inc	0.00	1,027	938,541	Micro	United States	Communication Services
Greek Organisation of Football Prognostics SA	0.00	1,027	216,743	Medium	Greece	Consumer Cyclical
Korea Aerospace Industries Ltd	0.00	1,026	71,893	Medium	South Korea	Industrials
Huatai Securities Co Ltd	0.00	1,026	1,587,238		China	Financial Services
Pou Chen Corp	0.00	1,026	2,153,805	Medium	Taiwan	Consumer Cyclical
Page Industries Ltd	0.00	1,025	5,015	Large	India	Consumer Cyclical
SMART Global Holdings Inc	0.00	1,024	169,486	Small	Brazil	Technology
Pattern Energy Group Inc Class A	0.00	1,023	74,919	Small	United States	Utilities
Equatorial Energia SA	0.00	1,022	160,193	Medium	Brazil	Utilities
Pegasystems Inc	0.00	1,021	188,599	Medium	United States	Technology
PRA Group Inc	0.00	1,020	41,351	Small	United States	Financial Services
Universal Corp	0.00	1,019	22,902	Small	United States	Consumer Defensive
Agree Realty Corp	0.00	1,019	28,024	Small	United States	Real Estate
Magazine Luiza SA	0.00	1,018	74,693	Large	Brazil	Consumer Cyclical
Graham Holdings Co	0.00	1,018	20,383	Small	United States	Consumer Defensive
Shriram Transport Finance Co Ltd	0.00	1,016	143,280	Large	India	Financial Services
e.l.f. Beauty Inc	0.00	1,016	382,642	Micro	United States	Consumer Defensive
Selecta Biosciences Inc	0.00	1,014	313,249	Micro	United States	Healthcare
Federal Agricultural Mortgage Corp Class C	0.00	1,012	67,484	Small	United States	Financial Services
Utah Medical Products Inc	0.00	1,012	51,709	Micro	United States	Healthcare
Potbelly Corp	0.00	1,011	396,018	Micro	United States	Consumer Cyclical
Santander Consumer USA Holdings Inc	0.00	1,008	589,148	Medium	United States	Financial Services
Life Healthcare Group Holdings Ltd	0.00	1,008	1,309,864	Small	South Africa	Healthcare
Covia Holdings Corp	0.00	1,007	543,036	Small	United States	Basic Materials
Promotora Y Operadora de Infraestructura SAB de CV	0.00	1,007	213,729	Large	Mexico	Industrials
























































# Target Date Fund 2020

**Total Stocks**  
6752

**Total Bonds**  
10626

**Total Cash**  
415

## Stock Portfolio Analysis as of 09-30-18

Security Name	Net Assets %	Market Value \$	Shares Owned	Market Cap	Country	Sector
ConnectOne Bancorp Inc	0.00	1,006	205,096	Small	United States	 Financial Services
Steelcase Inc Class A	0.00	1,003	80,467	Small	United States	 Industrials
Exela Technologies Inc	0.00	1,003	683,174	Small	United States	 Technology
Britannia Industries Ltd	0.00	1,002	28,318	Large	India	 Consumer Defensive
AutoNation Inc	0.00	1,001	284,153	Medium	United States	 Consumer Cyclical
ChemoCentryx Inc	0.00	1,000	385,366	Micro	United States	 Healthcare
BlueLinx Holdings Inc	0.00	999	154,685	Micro	United States	 Basic Materials
Seritage Growth Properties A	0.00	994	31,346	Small	United States	 Real Estate
Commercial Vehicle Group Inc	0.00	994	531,772	Micro	United States	 Consumer Cyclical
Westgold Resources Ltd	0.00	994	278,687	Micro	Australia	 Basic Materials
Matthews International Corp Class A	0.00	993	29,684	Small	United States	 Consumer Cyclical
AAR Corp	0.00	990	31,084	Small	United States	 Industrials
China Cinda Asset Management Co Ltd H	0.00	989	8,994,379	Large	China	 Financial Services
Indocement Tunggul Prakarsa Tbk	0.00	988	1,832,413	Large	Indonesia	 Basic Materials
Westamerica Bancorp	0.00	986	24,745	Small	United States	 Financial Services
BMC Stock Holdings Inc	0.00	986	261,181	Small	United States	 Basic Materials
Archrock Inc	0.00	985	122,019	Small	United States	 Energy
Insys Therapeutics Inc	0.00	984	483,237	Small	United States	 Healthcare
Alexander & Baldwin Inc	0.00	984	65,607	Small	United States	 Real Estate
PPB Group Bhd	0.00	984	561,071	Large	Malaysia	 Consumer Defensive
Aquantia Corp	0.00	981	380,846	Micro	United States	 Technology
AK Steel Holding Corp	0.00	980	303,803	Small	United States	 Basic Materials
Motherson Sumi Systems Ltd	0.00	979	642,168	Large	India	 Consumer Cyclical
JBS SA	0.00	978	982,570	Large	Brazil	 Consumer Defensive
GameStop Corp Class A	0.00	974	97,488	Small	United States	 Consumer Cyclical
Lions Gate Entertainment Corp B	0.00	972	506,717	Medium	United States	 Consumer Cyclical
Electronics for Imaging Inc	0.00	970	43,680	Small	United States	 Technology
United Fire Group Inc	0.00	970	95,943	Small	United States	 Financial Services
Kosmos Energy Ltd	0.00	969	1,262,729	Medium	Ghana	 Energy
Walsin Technology Corp	0.00	969	326,103	Large	Taiwan	 Technology
Cray Inc	0.00	968	226,560	Small	United States	 Technology
Caleres Inc	0.00	966	41,512	Small	United States	 Consumer Cyclical
MSG Networks Inc Class A	0.00	965	57,699	Small	United States	 Consumer Cyclical
Provident Financial Services Inc	0.00	965	60,637	Small	United States	 Financial Services
TriState Capital Holdings Inc	0.00	965	176,487	Small	United States	 Financial Services
AvroBio Inc	0.00	965	93,908	Small	United States	 Healthcare
German American Bancorp	0.00	965	138,068	Small	United States	 Financial Services
Atlas Air Worldwide Holdings Inc	0.00	964	23,351	Small	United States	 Industrials
The Commercial Bank (Q.S.C.)	0.00	963	205,884	Medium	Qatar	 Financial Services
Adani Ports & Special Economic Zone Ltd	0.00	963	501,394	Large	India	 Industrials
Veritex Holdings Inc	0.00	963	172,365	Micro	United States	 Financial Services
Shanghai Fosun Pharmaceutical (Group) Co Ltd H	0.00	963	577,272	Large	China	 Healthcare
Berli Jucker PCL DR	0.00	962	1,236,485	Large	Thailand	 Consumer Cyclical
Immersion Corp	0.00	962	460,835	Micro	United States	 Technology
Morningstar Inc	0.00	961	93,774	Medium	United States	 Industrials
PLDT Inc	0.00	961	91,047	Large	Philippines	 Communication Services
Global Net Lease Inc	0.00	961	71,397	Small	United States	 Real Estate
United Natural Foods Inc	0.00	961	49,704	Small	United States	 Consumer Defensive
Uranium Energy Corp	0.00	961	2,831,993	Micro	United States	 Basic Materials
Liberty Media Corp	0.00	960	178,556	Small	United States	 Consumer Cyclical
Evolution Petroleum Corp	0.00	959	440,818	Micro	United States	 Energy
Oclaro Inc	0.00	959	166,514	Small	United States	 Technology
TiVo Corp	0.00	958	119,569	Small	United States	 Technology
TE Connectivity Ltd	0.00	958	729,804	Large	United States	 Technology
TTM Technologies Inc	0.00	956	93,566	Small	United States	 Technology

# Target Date Fund 2020

**Total Stocks**  
6752

**Total Bonds**  
10626

**Total Cash**  
415

## Stock Portfolio Analysis as of 09-30-18

Security Name	Net Assets %	Market Value \$	Shares Owned	Market Cap	Country	Sector
Foxconn Technology Co Ltd	0.00	956	932,348	Large	Taiwan	Technology
3SBio Inc	0.00	955	1,353,256	Large	China	Healthcare
Hyundai Glovis Co Ltd	0.00	954	19,411	Large	South Korea	Industrials
Veracyte Inc	0.00	953	510,056	Micro	United States	Healthcare
Verso Corp A	0.00	953	144,670	Small	United States	Basic Materials
Superior Energy Services Inc	0.00	953	152,837	Small	United States	Energy
Willdan Group Inc	0.00	951	143,435	Micro	United States	Industrials
First Foundation Inc	0.00	951	311,846	Micro	United States	Financial Services
S&T Bancorp Inc	0.00	950	34,332	Small	United States	Financial Services
Polska Grupa Energetyczna SA	0.00	948	881,005	Medium	Poland	Utilities
EchoStar Corp	0.00	947	254,616	Medium	United States	Technology
Silgan Holdings Inc	0.00	947	424,698	Small	United States	Consumer Cyclical
Argonaut Gold Inc	0.00	946	231,622	Micro	Mexico	Basic Materials
TerraForm Power Inc Class A	0.00	945	421,734	Small	United States	Utilities
Granite Point Mortgage Trust Inc	0.00	945	252,647	Small	United States	Real Estate
Tompkins Financial Corp	0.00	943	59,995	Small	United States	Financial Services
Adamas Pharmaceuticals Inc	0.00	943	243,308	Micro	United States	Healthcare
Stock Yards Bancorp Inc	0.00	940	134,188	Small	United States	Financial Services
China Communications Services Corp Ltd H	0.00	939	2,470,018	Large	China	Communication Services
Ladder Capital Corp Class A	0.00	938	87,877	Small	United States	Real Estate
Newmark Group Inc Class A	0.00	936	435,302	Small	United States	Real Estate
Far East Horizon Ltd	0.00	935	2,390,445	Large	China	Financial Services
Park National Corp	0.00	935	14,102	Small	United States	Financial Services
Koc Holding AS	0.00	934	804,763	Medium	Turkey	Industrials
Shanghai Pharmaceuticals Holding Co Ltd H	0.00	934	910,470	Large	China	Healthcare
Duluth Holdings Inc B	0.00	934	154,833	Small	United States	Consumer Cyclical
Gibraltar Industries Inc	0.00	934	32,645	Small	United States	Basic Materials
Yanzhou Coal Mining Co Ltd H	0.00	933	1,963,483	Large	China	Basic Materials
First Interstate BancSystem Inc	0.00	930	33,228	Small	United States	Financial Services
Ladenburg Thalmann Financial Services Inc	0.00	929	1,804,085	Micro	United States	Financial Services
IOI Corp Bhd	0.00	929	2,073,737	Large	Malaysia	Consumer Defensive
Hanon Systems	0.00	928	199,483	Large	South Korea	Consumer Cyclical
Kweichow Moutai Co Ltd	0.00	927	21,442	Giant	China	Consumer Defensive
Cannae Holdings Inc Ordinary Shares	0.00	927	71,057	Small	United States	Financial Services
Employers Holdings Inc	0.00	927	32,862	Small	United States	Financial Services
Lotte Shopping Co Ltd	0.00	923	12,045	Large	South Korea	Consumer Cyclical
OrthoPediatrics Corp	0.00	922	132,942	Micro	United States	Healthcare
Knowles Corp	0.00	922	89,569	Small	United States	Technology
MannKind Corp	0.00	922	2,661,765	Micro	United States	Healthcare
Hilltop Holdings Inc	0.00	922	73,804	Small	United States	Financial Services
China State Construction International Holdings Ltd	0.00	921	2,153,426	Large	China	Industrials
Avalara Inc	0.00	919	139,451	Small	United States	Technology
HC2 Holdings Inc	0.00	918	795,920	Micro	United States	Communication Services
Hindustan Petroleum Corp Ltd	0.00	916	655,832	Large	India	Energy
Cooper Tire & Rubber Co	0.00	916	52,602	Small	United States	Consumer Cyclical
Abercrombie & Fitch Co Class A	0.00	913	70,485	Small	United States	Consumer Cyclical
American Assets Trust Inc	0.00	913	39,920	Small	United States	Real Estate
CareTrust REIT Inc	0.00	912	84,056	Small	United States	Real Estate
Renewable Energy Group Inc	0.00	909	169,133	Small	United States	Energy
Jollibee Foods Corporation	0.00	907	478,263	Large	Philippines	Consumer Cyclical
Powertech Technology Inc	0.00	907	833,856	Medium	Taiwan	Technology
GDS Holdings Ltd ADR	0.00	904	64,757	Large	China	Technology
VirnetX Holding Corp	0.00	904	1,047,533	Micro	United States	Technology
Bumrungrad Hospital PCL DR	0.00	902	395,541		Thailand	Healthcare
Acorda Therapeutics Inc	0.00	902	247,890	Small	United States	Healthcare
























































# Target Date Fund 2020

**Total Stocks**  
6752

**Total Bonds**  
10626

**Total Cash**  
415

## Stock Portfolio Analysis as of 09-30-18

Security Name	Net Assets %	Market Value \$	Shares Owned	Market Cap	Country	Sector
Marico Ltd	0.00	901	495,149	Large	India	 Consumer Defensive
Liberty Broadband Corp A	0.00	901	140,006	Medium	United States	 Communication Services
Interconexion Electrica SA ESP	0.00	901	503,750	Large	Colombia	 Utilities
Internap Corp	0.00	901	385,671	Micro	United States	 Technology
Imperial Holdings Ltd	0.00	900	183,830	Small	South Africa	 Consumer Cyclical
Innophos Holdings Inc	0.00	899	109,708	Small	United States	 Basic Materials
Orion Corp (Spin Co)	0.00	899	23,919	Large	South Korea	 Consumer Defensive
Daelim Industrial Co Ltd	0.00	898	30,550	Medium	South Korea	 Industrials
Bangkok Expressway and Metro PCL DR	0.00	897	8,456,401		Thailand	 Industrials
Gray Television Inc	0.00	895	85,065	Small	United States	 Consumer Cyclical
BrightView Holdings Inc	0.00	894	303,491	Small	United States	 Industrials
Bosch Ltd	0.00	894	8,273	Large	India	 Consumer Cyclical
Park Electrochemical Corp	0.00	894	249,925	Micro	United States	 Technology
BNK Financial Group Inc	0.00	893	293,425	Medium	South Korea	 Financial Services
Rubius Therapeutics Inc	0.00	893	202,959	Small	United States	 Healthcare
United Spirits Ltd	0.00	893	320,646	Large	India	 Consumer Defensive
Moscow Exchange MICEX-RTS PJSC	0.00	893	1,533,254	Medium	Russia	 Financial Services
Summit Hotel Properties Inc	0.00	892	110,025	Small	United States	 Real Estate
JSC VTB Bank	0.00	892	3,656,341,590	Medium	Russia	 Financial Services
Nestle Malaysia Bhd	0.00	892	64,308	Large	Malaysia	 Consumer Defensive
TriMas Corp	0.00	891	48,968	Small	United States	 Industrials
Helix Energy Solutions Group Inc	0.00	891	150,672	Small	United States	 Energy
Dova Pharmaceuticals Inc	0.00	889	232,286	Micro	United States	 Healthcare
Beijing Capital International Airport Co Ltd H	0.00	887	1,872,640	Large	China	 Industrials
Malaysia Airports Holdings Bhd	0.00	887	1,057,838	Large	Malaysia	 Industrials
Funko Inc Class A	0.00	886	205,616	Small	United States	 Consumer Cyclical
United Breweries Co Inc	0.00	885	163,220	Large	Chile	 Consumer Defensive
Taiwan High Speed Rail Corp	0.00	884	2,323,072	Large	Taiwan	 Industrials
Shandong Weigao Group Medical Polymer Co Ltd H	0.00	883	2,303,863	Medium	China	 Healthcare
Select Income REIT	0.00	882	67,850	Small	United States	 Real Estate
Realtek Semiconductor Corp	0.00	881	510,736	Medium	Taiwan	 Technology
Piper Jaffray Cos	0.00	880	63,799	Small	United States	 Financial Services
Nabors Industries Ltd	0.00	880	1,916,637	Small	United States	 Energy
Eros International PLC	0.00	879	404,235	Small	United States	 Consumer Cyclical
Silver Lake Resources Ltd	0.00	879	686,731	Micro	Australia	 Basic Materials
Krung Thai Bank PCL DR	0.00	877	3,642,114		Thailand	 Financial Services
Kite Realty Group Trust	0.00	877	89,407	Small	United States	 Real Estate
Havells India Ltd	0.00	876	277,392	Large	India	 Industrials
Hero MotoCorp Ltd	0.00	876	56,220	Large	India	 Consumer Cyclical
Xperi Corp	0.00	873	328,016	Small	United States	 Technology
IRPC PCL DR	0.00	873	10,819,194		Thailand	 Energy
Intelsat SA	0.00	872	49,621	Medium	United States	 Communication Services
Energy Absolute PCL ADR	0.00	871	1,524,777		Thailand	 Energy
Cowen Inc	0.00	871	298,836	Micro	United States	 Financial Services
WPG Holding Co Ltd	0.00	871	1,832,458	Medium	Taiwan	 Technology
Vanguard International Semiconductor Corp	0.00	871	1,021,474	Large	Taiwan	 Technology
Unit Corp	0.00	870	57,123	Small	United States	 Energy
Washington Prime Group Inc	0.00	869	203,923	Small	United States	 Real Estate
Sandy Spring Bancorp Inc	0.00	868	37,869	Small	United States	 Financial Services
FormFactor Inc	0.00	867	354,257	Small	United States	 Technology
Great Wall Motor Co Ltd H	0.00	867	3,568,897	Large	China	 Consumer Cyclical
Shree Cement Ltd	0.00	865	9,762	Large	India	 Basic Materials
BR Malls Participacoes SA	0.00	864	952,043	Medium	Brazil	 Real Estate
First Busey Corp Class A	0.00	864	47,943	Small	United States	 Financial Services
Gold Fields Ltd	0.00	863	945,347	Small	South Africa	 Basic Materials

# Target Date Fund 2020

**Total Stocks**  
6752

**Total Bonds**  
10626

**Total Cash**  
415

## Stock Portfolio Analysis as of 09-30-18

Security Name	Net Assets %	Market Value \$	Shares Owned	Market Cap	Country	Sector
Aldar Properties PJSC	0.00	863	4,566,163	Medium	United Arab Emirates	Real Estate
TrueBlue Inc	0.00	861	186,988	Small	United States	Industrials
Redwood Trust Inc	0.00	860	91,665	Small	United States	Real Estate
Alibaba Pictures Group Ltd	0.00	858	16,643,758	Large	China	Consumer Cyclical
Tocagen Inc	0.00	857	312,446	Micro	United States	Healthcare
Clearway Energy Inc Class C	0.00	856	77,332	Medium	United States	Utilities
MicroStrategy Inc	0.00	855	10,586	Small	United States	Technology
Ddr	0.00	855	881,740	—	United States	—
C&J Energy Services Inc	0.00	855	71,569	Small	United States	Energy
M.D.C. Holdings Inc	0.00	855	50,326	Small	United States	Consumer Cyclical
MBIA Inc	0.00	854	455,662	Small	United States	Financial Services
51job Inc ADR	0.00	853	29,548	Large	China	Industrials
Inter RAO UES PJSC	0.00	853	36,291,937	Medium	Russia	Utilities
Rite Aid Corp	0.00	853	1,162,996	Small	United States	Consumer Defensive
PT Semen Indonesia (Persero) Tbk	0.00	852	3,415,588	Large	Indonesia	Basic Materials
Energous Corp	0.00	850	481,327	Micro	United States	Technology
Meridian Bancorp Inc	0.00	849	286,531	Small	United States	Financial Services
Ambuja Cements Ltd	0.00	849	737,684	Large	India	Basic Materials
Investec Ltd	0.00	849	323,222	Small	South Africa	Financial Services
Netcare Ltd	0.00	847	1,328,803	Small	South Africa	Healthcare
PT Kalbe Farma Tbk	0.00	845	24,564,969	Large	Indonesia	Healthcare
International Game Technology PLC	0.00	844	597,793	Medium	United States	Consumer Cyclical
Aldeyra Therapeutics Inc	0.00	842	352,973	Micro	United States	Healthcare
Ashok Leyland Ltd	0.00	842	1,384,628	Large	India	Consumer Cyclical
Corium International Inc	0.00	841	512,200	Micro	United States	Healthcare
OptiNose Inc	0.00	840	391,876	Micro	United States	Healthcare
Wesco Aircraft Holdings Inc	0.00	840	432,980	Small	United States	Industrials
Brookline Bancorp Inc	0.00	840	89,140	Small	United States	Financial Services
Scholastic Corp	0.00	838	31,883	Small	United States	Consumer Cyclical
Franklin Covey Co	0.00	838	205,964	Micro	United States	Consumer Defensive
Athersys Inc	0.00	836	2,319,538	Micro	United States	Healthcare
Home Product Center PCL DR	0.00	833	4,656,372	—	Thailand	Consumer Cyclical
Mitek Systems Inc	0.00	832	690,927	Micro	United States	Technology
Simulations Plus Inc	0.00	832	241,141	Micro	United States	Technology
Safety Insurance Group Inc	0.00	832	16,614	Small	United States	Financial Services
Guess? Inc	0.00	831	65,869	Small	United States	Consumer Cyclical
Petronet LNG Ltd	0.00	828	733,741	Large	India	Energy
AVEO Pharmaceuticals Inc	0.00	825	1,471,611	Micro	United States	Healthcare
Sienna Biopharmaceuticals Inc	0.00	824	328,679	Micro	United States	Healthcare
Tronc	0.00	824	207,128	—	United States	—
Laureate Education Inc A	0.00	823	96,414	Small	United States	Consumer Defensive
Amber Road Inc	0.00	823	506,343	Micro	United States	Technology
Capital Senior Living Corp	0.00	823	515,998	Micro	United States	Healthcare
True Corp PCL DR	0.00	822	12,160,458	—	Thailand	Communication Services
Heritage Financial Corp	0.00	822	42,351	Small	United States	Financial Services
OceanFirst Financial Corp	0.00	821	54,689	Small	United States	Financial Services
Hanwha Chemical Corp	0.00	820	130,749	Medium	South Korea	Basic Materials
Diamond Offshore Drilling Inc	0.00	816	74,432	Small	United States	Energy
T2 Biosystems Inc	0.00	815	653,830	Micro	United States	Healthcare
Ubiquiti Networks Inc	0.00	815	119,428	Medium	United States	Technology
Stewart Information Services Corp	0.00	814	108,221	Small	United States	Financial Services
Great Panther Silver Ltd	0.00	814	308,437	Micro	Canada	Basic Materials
Ocular Therapeutix Inc	0.00	812	707,998	Micro	United States	Healthcare
Top Glove Corp Bhd	0.00	812	883,186	Large	Malaysia	Consumer Cyclical
COSCO SHIPPING Ports Ltd	0.00	811	2,068,391	Large	China	Industrials



# Target Date Fund 2020

**Total Stocks**  
6752

**Total Bonds**  
10626

**Total Cash**  
415

## Stock Portfolio Analysis as of 09-30-18

Security Name	Net Assets %	Market Value \$	Shares Owned	Market Cap	Country	Sector
Ramelius Resources Ltd	0.00	811	736,316	Micro	Australia	Basic Materials
FGL Holdings A	0.00	810	166,328	Small	United States	Financial Services
Yuhan Corp	0.00	810	10,406	Medium	South Korea	Healthcare
EC World Real Estate Investment Trust	0.00	810	20,466,146	Small	Singapore	Real Estate
Nathan's Famous Inc	0.00	808	59,114	Micro	United States	Consumer Cyclical
Grupa LOTOS SA	0.00	808	111,710	Medium	Poland	Energy
Homology Medicines Inc	0.00	808	213,080	Small	United States	Healthcare
China Huarong Asset Management Co Ltd H	0.00	807	12,367,216	Large	China	Financial Services
Equity Bancshares Inc A	0.00	806	124,071	Micro	United States	Financial Services
BG Staffing Inc	0.00	806	179,082	Micro	United States	Industrials
Moneta Money Bank AS	0.00	803	617,886	Small	Czech Republic	Financial Services
Hiwin Technologies Corp	0.00	802	275,085	Medium	Taiwan	Industrials
Rand Merchant Investment Holdings Ltd	0.00	802	833,208	Medium	South Africa	Financial Services
Group 1 Automotive Inc	0.00	799	22,937	Small	United States	Consumer Cyclical
MDC Partners Inc A	0.00	797	1,173,741	Micro	United States	Consumer Cyclical
Virtus Investment Partners Inc	0.00	797	42,822	Small	United States	Financial Services
OCI Co Ltd	0.00	795	22,940	Medium	South Korea	Basic Materials
Gorman-Rupp Co	0.00	794	133,453	Small	United States	Industrials
Fuyao Glass Industry Group Co Ltd	0.00	793	625,970	Large	China	Consumer Cyclical
IRB Brasil Resseguros SA	0.00	792	138,881	Large	Brazil	Financial Services
TriCo Bancshares	0.00	791	126,127	Small	United States	Financial Services
ServiceSource International Inc	0.00	788	1,709,133	Micro	United States	Technology
Samsung Securities Co Ltd	0.00	787	77,288	Medium	South Korea	Financial Services
PAR Technology Corp	0.00	786	219,218	Micro	United States	Technology
Aircastle Ltd	0.00	785	67,943	Small	United States	Industrials
Aboitiz Equity Ventures Inc	0.00	785	2,508,446	Large	Philippines	Utilities
Buckle Inc	0.00	784	211,324	Small	United States	Consumer Cyclical
Calix Inc	0.00	784	601,362	Micro	United States	Technology
American Software Inc Class A	0.00	784	401,568	Micro	United States	Technology
LendingClub Corp	0.00	784	383,669	Small	United States	Financial Services
NH Investment & Securities Co Ltd	0.00	783	176,465	Large	South Korea	Financial Services
China International Capital Corp Ltd H	0.00	783	1,231,591	Large	China	Financial Services
CBIZ Inc	0.00	783	62,812	Small	United States	Industrials
SUPERVALU Inc	0.00	782	46,202	Small	United States	Consumer Defensive
Materion Corp	0.00	781	24,605	Small	United States	Basic Materials
Lilis Energy Inc	0.00	781	994,087	Micro	United States	Energy
Postal Savings Bank Of China Co Ltd H	0.00	780	3,612,333	Giant	China	Financial Services
mBank SA	0.00	779	18,738	Medium	Poland	Financial Services
PennyMac Mortgage Investment Trust	0.00	779	73,549	Small	United States	Real Estate
Synnex Technology International Corp	0.00	779	1,783,312	Medium	Taiwan	Technology
Anglo American Platinum Ltd	0.00	777	69,633	Medium	South Africa	Basic Materials
Modine Manufacturing Co	0.00	777	326,915	Small	United States	Consumer Cyclical
Cohu Inc	0.00	776	194,065	Small	United States	Technology
CASI Pharmaceuticals Inc	0.00	775	1,043,046	Micro	United States	Healthcare
Baozun Inc ADR	0.00	775	46,828	Medium	China	Consumer Cyclical
Hanmi Financial Corp	0.00	774	195,624	Small	United States	Financial Services
America's Car-Mart Inc	0.00	774	62,290	Micro	United States	Consumer Cyclical
GF Securities Co Ltd	0.00	773	1,773,789	Large	China	Financial Services
Sykes Enterprises Inc	0.00	771	48,824	Small	United States	Technology
The Michaels Companies Inc	0.00	771	727,446	Small	United States	Consumer Cyclical
Sunrun Inc	0.00	771	119,665	Small	United States	Technology
Bharat Forge Ltd	0.00	770	274,344	Large	India	Consumer Cyclical
CJ Corp	0.00	769	18,692	Large	South Korea	Industrials
KCC Corp	0.00	767	7,444	Medium	South Korea	Basic Materials
Shenzhen International Holdings Ltd	0.00	764	1,102,032	Large	China	Industrials

# Target Date Fund 2020

**Total Stocks**  
6752

**Total Bonds**  
10626

**Total Cash**  
415

## Stock Portfolio Analysis as of 09-30-18

Security Name	Net Assets %	Market Value \$	Shares Owned	Market Cap	Country	Sector
Reis Inc	0.00	763	211,785	Micro	United States	Industrials
Magnitogorsk Iron & Steel Works PJSC	0.00	763	2,855,858	Medium	Russia	Basic Materials
PT Adaro Energy Tbk	0.00	762	18,473,953	Large	Indonesia	Basic Materials
Craft Brew Alliance Inc	0.00	760	297,922	Micro	United States	Consumer Defensive
Pidilite Industries Ltd	0.00	760	157,679	Large	India	Basic Materials
Turk Hava Yollari AO	0.00	759	719,182	Medium	Turkey	Industrials
First Bancorp	0.00	757	36,747	Small	United States	Financial Services
Aluminum Corporation of China Ltd H	0.00	757	5,117,469	Large	China	Basic Materials
Lydall Inc	0.00	757	113,017	Small	United States	Consumer Cyclical
AMERISAFE Inc	0.00	756	24,030	Small	United States	Financial Services
HomeTrust Bancshares Inc	0.00	756	167,102	Micro	United States	Financial Services
The Simply Good Foods Co	0.00	755	76,537	Small	United States	Consumer Defensive
M/I Homes Inc	0.00	755	203,553	Micro	United States	Consumer Cyclical
First Mining Gold Corp	0.00	753	988,715	Micro	Canada	Basic Materials
CCC SA	0.00	753	38,123	Small	Poland	Consumer Cyclical
Country Garden Services Holdings Co Ltd	0.00	751	1,339,010	Large	China	Real Estate
Stratasys Ltd	0.00	750	64,415	Small	Israel	Technology
Tsingtao Brewery Co Ltd H Shares	0.00	750	483,935	Large	China	Consumer Defensive
LG Innotek Co Ltd	0.00	748	19,337	Medium	South Korea	Technology
Sportsman's Warehouse Holdings Inc	0.00	748	832,654	Micro	United States	Consumer Cyclical
ACCO Brands Corp	0.00	747	131,738	Small	United States	Industrials
Warrior Met Coal Inc	0.00	747	55,053	Small	United States	Basic Materials
Polyus PJSC	0.00	747	36,103	Large	Russia	Basic Materials
LIC Housing Finance Ltd	0.00	746	395,086	Medium	India	Financial Services
China Galaxy Securities Co Ltd	0.00	746	4,879,133	Large	China	Financial Services
Alsea SAB de CV	0.00	744	669,802	Medium	Mexico	Consumer Cyclical
DocuSign Inc	0.00	743	224,584	Medium	United States	Technology
Ambac Financial Group Inc	0.00	743	238,542	Small	United States	Financial Services
PT Indofood Sukses Makmur Tbk	0.00	741	5,745,718	Large	Indonesia	Consumer Defensive
Rambus Inc	0.00	740	136,447	Small	United States	Technology
Southside Bancshares Inc	0.00	740	42,777	Small	United States	Financial Services
Beneficial Bancorp Inc	0.00	739	88,085	Small	United States	Financial Services
MISC Bhd	0.00	738	1,553,585	Large	Malaysia	Industrials
CAI International Inc	0.00	737	212,988	Micro	United States	Industrials
Resources Connection Inc	0.00	735	293,435	Micro	United States	Industrials
Ping An Insurance (Group) Co. of China Ltd	0.00	734	228,507	Giant	China	Financial Services
Ship Finance International Ltd	0.00	734	107,096	Small	United States	Industrials
BOC Aviation Ltd	0.00	734	293,391	Large	China	Industrials
Colbun SA	0.00	732	10,538,935	Medium	Chile	Utilities
Hyundai Motor Co Participating Preferred	0.00	729	32,228		South Korea	Consumer Cyclical
ConvergeOne Holdings Inc A	0.00	728	523,204	Small	United States	Technology
Independent Bank Corp (Ionia MI)	0.00	728	205,963	Small	United States	Financial Services
Boston Private Financial Holdings Inc	0.00	727	109,057	Small	United States	Financial Services
Castlight Health Inc B	0.00	726	1,804,085	Micro	United States	Technology
Gannett Co Inc	0.00	725	148,715	Small	United States	Consumer Cyclical
RCI Hospitality Holdings Inc	0.00	721	164,506	Micro	United States	Consumer Cyclical
News Corp B	0.00	721	868,121	Medium	United States	Consumer Cyclical
CTS Corp	0.00	720	43,401	Small	United States	Technology
Hooker Furniture Corp	0.00	720	144,113	Micro	United States	Consumer Cyclical
Gamuda Bhd	0.00	720	2,802,003	Medium	Malaysia	Industrials
BTS Group Holdings PLC DR	0.00	719	7,910,849		Thailand	Industrials
China First Capital Group Ltd	0.00	718	4,240,198	Medium	China	Consumer Cyclical
Kingsoft Corp Ltd	0.00	715	1,193,618	Medium	China	Technology
Triumph Group Inc	0.00	715	63,890	Small	United States	Industrials
Palatin Technologies Inc	0.00	715	4,883,240	Micro	United States	Healthcare

# Target Date Fund 2020

**Total Stocks**  
6752

**Total Bonds**  
10626

**Total Cash**  
415

## Stock Portfolio Analysis as of 09-30-18

Security Name	Net Assets %	Market Value \$	Shares Owned	Market Cap	Country	Sector
Fluidigm Corp	0.00	715	650,337	Micro	United States	Healthcare
Blue Bird Corp	0.00	715	198,818	Micro	United States	Consumer Cyclical
Jiayuan International Group Ltd	0.00	714	1,329,020	Large	China	Real Estate
Mahindra & Mahindra Financial Services Ltd	0.00	713	412,066	Large	India	Financial Services
Chico's FAS Inc	0.00	709	171,700	Small	United States	Consumer Cyclical
Government Properties Income Trust	0.00	708	131,854	Small	United States	Real Estate
Hannon Armstrong Sustainable Infrastructure Capital Inc	0.00	708	69,335	Small	United States	Real Estate
Kumho Petro Chemical Ltd	0.00	708	25,619	Medium	South Korea	Consumer Cyclical
OPKO Health Inc	0.00	707	430,241	Small	United States	Healthcare
Cyfrowy Polsat SA	0.00	705	377,120	Medium	Poland	Communication Services
Omega Flex Inc	0.00	704	68,452	Small	United States	Industrials
Grupo Argos SA	0.00	703	413,506	Medium	Colombia	Basic Materials
ANMB Holdings Bhd	0.00	703	2,279,597	Medium	Malaysia	Financial Services
Win Semiconductors Corp	0.00	702	516,432	Medium	Taiwan	Technology
Green Bancorp Inc	0.00	702	220,409	Small	United States	Financial Services
SunPower Corp	0.00	701	667,264	Small	United States	Technology
Zumiez Inc	0.00	701	184,859	Micro	United States	Consumer Cyclical
China Traditional Chinese Medicine Holdings Co Ltd	0.00	699	3,347,531	Large	China	Healthcare
Hyundai Development Co Ordinary Shares	0.00	698	49,577	Medium	South Korea	Industrials
Benchmark Electronics Inc	0.00	698	63,617	Small	United States	Technology
Qatar Insurance Company SAQ	0.00	697	217,510	Medium	Qatar	Financial Services
Logan Property Holdings Co Ltd	0.00	697	2,014,581	Large	China	Real Estate
Penske Automotive Group Inc	0.00	697	249,139	Medium	United States	Consumer Cyclical
Hostess Brands Inc A	0.00	696	134,475	Small	United States	Consumer Defensive
Infinera Corp	0.00	696	203,922	Small	United States	Technology
Rockwell Medical Inc	0.00	695	1,154,272	Micro	United States	Healthcare
Motor Oil (Hellas) Corinth Refineries SA	0.00	694	87,083	Medium	Greece	Energy
Ooredoo QSC	0.00	693	120,065	Medium	Qatar	Communication Services
Ramco-Gershenson Properties Trust	0.00	692	109,458	Small	United States	Real Estate
Advanced Emissions Solutions Inc	0.00	688	407,277	Micro	United States	Industrials
Clipper Realty Inc	0.00	686	360,018	Micro	United States	Real Estate
AMC Entertainment Holdings Inc Class A	0.00	686	72,616	Small	United States	Consumer Cyclical
Carriage Services Inc	0.00	685	226,034	Micro	United States	Consumer Cyclical
International Speedway Corp Class A	0.00	684	33,987	Small	United States	Consumer Cyclical
SINOPEC Engineering (Group) Co Ltd H	0.00	684	1,992,045	Large	China	Industrials
Lotte Corp	0.00	683	44,194	Large	South Korea	Consumer Defensive
Investment Technology Group Inc	0.00	683	224,886	Small	United States	Financial Services
CIFI Holdings (Group) Co Ltd	0.00	681	4,946,887	Large	China	Real Estate
Nelnet Inc Class A	0.00	681	26,039	Small	United States	Financial Services
Jiangsu Expressway Co Ltd H	0.00	680	1,773,787	Large	China	Industrials
Itau Corpbanca	0.00	677	220,922,734	Large	Chile	Financial Services
Hyprop Investments Ltd Units Cons.of 1 Shs + 1 Deb	0.00	676	348,541	Small	South Africa	Real Estate
Bellicum Pharmaceuticals Inc	0.00	675	790,751	Micro	United States	Healthcare
Kemet Corp	0.00	675	80,250	Small	United States	Technology
Union Bankshares Inc	0.00	673	91,647	Micro	United States	Financial Services
DGB Financial Group Co Ltd	0.00	672	248,615	Medium	South Korea	Financial Services
Alior Bank SA	0.00	672	133,130	Small	Poland	Financial Services
Standard Motor Products Inc	0.00	672	30,244	Small	United States	Consumer Cyclical
PolarityTE Inc	0.00	671	255,027	Micro	United States	Healthcare
Press Metal Aluminium Holdings Bhd	0.00	670	1,937,193	Large	Malaysia	Basic Materials
Select Energy Services Inc A	0.00	669	411,404	Small	United States	Industrials
Navigant Consulting Inc	0.00	669	64,555	Small	United States	Industrials
Neuronetics Inc	0.00	667	151,934	Micro	United States	Healthcare
Dali Foods Group Co Ltd	0.00	666	3,163,192	Large	China	Consumer Defensive
Enzo Biochem Inc	0.00	665	1,182,288	Micro	United States	Healthcare

# Target Date Fund 2020

**Total Stocks**  
6752

**Total Bonds**  
10626

**Total Cash**  
415

## Stock Portfolio Analysis as of 09-30-18

Security Name	Net Assets %	Market Value \$	Shares Owned	Market Cap	Country	Sector
Macronix International Co Ltd	0.00	665	2,729,285	Medium	Taiwan	Technology
U S Xpress Enterprises Inc Class A	0.00	664	352,974	Micro	United States	Industrials
Safeguard Scientifics Inc	0.00	663	520,965	Micro	United States	Financial Services
Energy Company of Minas Gerais Participating Preferred	0.00	661	1,293,933		Brazil	Utilities
PRGX Global Inc	0.00	661	559,888	Micro	United States	Industrials
Fresh Del Monte Produce Inc	0.00	660	43,925	Small	United States	Consumer Defensive
Central Pacific Financial Corp	0.00	660	184,299	Small	United States	Financial Services
Vista Outdoor Inc	0.00	659	83,211	Small	United States	Consumer Cyclical
Aselsan Elektronik Sanayi Ve Ticaret AS	0.00	659	497,795	Medium	Turkey	Industrials
Andersons Inc	0.00	658	39,539	Small	United States	Consumer Defensive
Sime Darby Bhd	0.00	657	3,607,174	Large	Malaysia	Consumer Cyclical
Bank Millennium SA	0.00	656	906,721	Medium	Poland	Financial Services
Resolute Energy Corp	0.00	655	128,829	Small	United States	Energy
Encore Wire Corp	0.00	655	29,713	Small	United States	Technology
Tesaro Inc	0.00	653	302,651	Small	United States	Healthcare
Third Point Reinsurance Ltd	0.00	652	114,510	Small	United States	Financial Services
Hanwha Life Insurance Co Ltd	0.00	652	477,024	Large	South Korea	Financial Services
Entercom Communications Corp	0.00	652	188,435	Small	United States	Consumer Cyclical
Atacadao SA	0.00	651	620,332	Large	Brazil	Consumer Defensive
LG Household & Health Care Ltd Participating Preferred	0.00	649	3,139	Large	South Korea	Consumer Defensive
BGF Retail Co Ltd	0.00	647	12,280	Medium	South Korea	Consumer Cyclical
Owens & Minor Inc	0.00	646	90,111	Small	United States	Healthcare
Grupo Carso SAB de CV Class A1	0.00	646	683,356	Large	Mexico	Consumer Cyclical
ScanSource Inc	0.00	645	37,309	Small	United States	Technology
Korea Gas Corp	0.00	644	41,573	Large	South Korea	Utilities
Computer Programs and Systems Inc	0.00	640	181,417	Micro	United States	Technology
Quorum Health Corp	0.00	639	831,233	Micro	United States	Healthcare
Agenus Inc	0.00	638	2,276,184	Micro	United States	Healthcare
Jumbo SA	0.00	637	153,075	Small	Greece	Consumer Cyclical
Quanterix Corp	0.00	637	227,405	Micro	United States	Healthcare
Bangkok Bank PCL DR	0.00	635	349,498		Thailand	Financial Services
Lee & Man Paper Manufacturing Ltd	0.00	635	2,453,007	Large	China	Basic Materials
MTS Systems Corp	0.00	634	27,190	Small	United States	Technology
Party City Holdco Inc	0.00	632	359,486	Small	United States	Consumer Cyclical
Jiangxi Copper Co Ltd H Shares	0.00	632	1,950,586	Large	China	Basic Materials
Panhandle Oil and Gas Inc Class A	0.00	631	264,012	Micro	United States	Energy
China Merchants Bank Co Ltd	0.00	629	510,029	Giant	China	Financial Services
Sterling Bancorp Inc	0.00	628	430,683	Micro	United States	Financial Services
Zhongsheng Group Holdings Ltd	0.00	626	934,357	Large	China	Consumer Cyclical
Carbon Black Inc	0.00	626	229,982	Small	United States	Technology
Uni-President China Holdings Ltd	0.00	625	2,132,786	Large	China	Consumer Defensive
Hap Seng Consolidated Bhd	0.00	625	950,987	Large	Malaysia	Industrials
Idera Pharmaceuticals Inc	0.00	625	546,692	Micro	United States	Healthcare
Floor & Decor Holdings Inc	0.00	623	391,336	Small	United States	Consumer Cyclical
Glow Energy PCL DR	0.00	623	836,034		Thailand	Utilities
Sanchez Energy Corp	0.00	623	2,117,838	Micro	United States	Energy
Companhia Siderurgica Nacional	0.00	622	982,586	Medium	Brazil	Basic Materials
Houghton Mifflin Harcourt Co	0.00	621	695,862	Small	United States	Consumer Defensive
Civitas Solutions Inc	0.00	621	330,240	Micro	United States	Healthcare
Giant Manufacturing Co Ltd	0.00	621	530,230	Medium	Taiwan	Consumer Cyclical
Huaneng Renewables Corp Ltd H	0.00	620	7,643,297	Medium	China	Utilities
S-1 Corp	0.00	619	27,609	Medium	South Korea	Industrials
Nexteer Automotive Group Ltd	0.00	619	1,436,196	Large	China	Consumer Cyclical
Bank Danamon Indonesia Tbk Class A	0.00	619	4,708,306	Large	Indonesia	Financial Services
Agua Andinas SA Class A	0.00	618	4,110,552	Medium	Chile	Utilities

# Target Date Fund 2020

			<b>Total Stocks</b>		<b>Total Bonds</b>		<b>Total Cash</b>
			6752		10626		415
<b>Stock Portfolio Analysis</b> as of 09-30-18							
Security Name	Net Assets %	Market Value \$	Shares Owned	Market Cap	Country	Sector	
Haitian International Holdings Ltd	0.00	618	1,022,323	Large	China	Industrials	
LG Chem Ltd Participating Preferred	0.00	616	12,370		South Korea	Basic Materials	
Noodles & Co A	0.00	615	402,565	Micro	United States	Consumer Cyclical	
NAPCO Security Technologies Inc	0.00	615	325,821	Micro	United States	Industrials	
Porto Seguro SA	0.00	615	154,459	Medium	Brazil	Financial Services	
Crinetics Pharmaceuticals Inc	0.00	611	170,019	Micro	United States	Healthcare	
Winbond Electronics Corp	0.00	611	4,790,349	Medium	Taiwan	Technology	
Eurobank Ergasias SA	0.00	610	3,019,042	Small	Greece	Financial Services	
Natura Cosmeticos SA	0.00	609	323,945	Medium	Brazil	Consumer Defensive	
ZTE Corp H	0.00	609	1,241,904	Large	China	Technology	
Marine Products Corp	0.00	608	212,803	Small	United States	Consumer Cyclical	
Chatham Lodging Trust	0.00	608	71,261	Small	United States	Real Estate	
FedNat Holding Co	0.00	607	191,171	Micro	United States	Financial Services	
SSY Group Ltd	0.00	606	2,355,664	Medium	China	Healthcare	
El Puerto de Liverpool SAB de CV Class C1	0.00	606	302,773	Large	Mexico	Consumer Cyclical	
Sinotruk (Hong Kong) Ltd	0.00	605	1,045,119	Large	China	Industrials	
Ryerson Holding Corp	0.00	604	431,065	Micro	United States	Industrials	
InfraREIT Inc	0.00	602	70,385	Small	United States	Real Estate	
Bryn Mawr Bank Corp	0.00	602	31,740	Small	United States	Financial Services	
MACOM Technology Solutions Holdings Inc	0.00	600	72,264	Small	United States	Technology	
ARMOUR Residential REIT Inc	0.00	600	66,309	Small	United States	Real Estate	
Encore Capital Group Inc	0.00	600	41,524	Small	United States	Financial Services	
PT Indofood CBP Sukses Makmur Tbk	0.00	600	3,841,310	Large	Indonesia	Consumer Defensive	
New Media Investment Group Inc	0.00	599	94,878	Small	United States	Consumer Cyclical	
Chongqing Rural Commercial Bank Co Ltd H	0.00	599	4,160,939	Large	China	Financial Services	
Flagstar Bancorp Inc	0.00	598	47,303	Small	United States	Financial Services	
Elevate Credit Inc	0.00	598	604,347	Micro	United States	Financial Services	
Spring Bank Pharmaceuticals Inc	0.00	598	404,235	Micro	United States	Healthcare	
Taiwan Business Bank	0.00	598	6,257,682	Medium	Taiwan	Financial Services	
Natural Health Trends Corp	0.00	597	209,238	Micro	United States	Consumer Defensive	
Independence Realty Trust Inc	0.00	596	141,371	Small	United States	Real Estate	
Evolus Inc	0.00	595	261,603	Micro	United States	Healthcare	
Rayonier Advanced Materials Inc	0.00	595	80,772	Small	United States	Basic Materials	
Limoneira Co	0.00	595	186,558	Micro	United States	Consumer Defensive	
Getty Realty Corp	0.00	594	52,123	Small	United States	Real Estate	
AviChina Industry & Technology Co Ltd H	0.00	594	3,451,339	Large	China	Industrials	
Teco Electric & Machinery Co Ltd	0.00	593	3,135,886	Medium	Taiwan	Industrials	
National Healthcare Corp	0.00	592	19,751	Small	United States	Healthcare	
Hingham Institution for Savings	0.00	590	22,161	Micro	United States	Financial Services	
Consolidated Communications Holdings Inc	0.00	590	114,159	Small	United States	Communication Services	
Bank of The Philippine Islands	0.00	590	1,475,551	Large	Philippines	Financial Services	
Tile Shop Holdings Inc	0.00	589	681,263	Micro	United States	Consumer Cyclical	
Superior Group Of Companies Inc	0.00	588	256,102	Micro	United States	Consumer Cyclical	
Merchants Bancorp	0.00	587	191,623	Small	United States	Financial Services	
Mercury General Corp	0.00	587	235,382	Small	United States	Financial Services	
Newpark Resources Inc	0.00	586	143,829	Small	United States	Energy	
Teligent Inc	0.00	586	1,233,172	Micro	United States	Healthcare	
Durect Corp	0.00	583	4,428,208	Micro	United States	Healthcare	
GT Capital Holdings Inc	0.00	582	149,895	Medium	Philippines	Consumer Cyclical	
Cleaside Biomedical Inc	0.00	581	792,038	Micro	United States	Healthcare	
Sino-Ocean Group Holding Ltd	0.00	579	5,161,993	Large	Hong Kong	Real Estate	
Century Communities Inc	0.00	578	185,564	Small	United States	Consumer Cyclical	
Genesco Inc	0.00	577	31,606	Small	United States	Consumer Cyclical	
National Presto Industries Inc	0.00	577	37,570	Small	United States	Industrials	
Hertz Global Holdings Inc	0.00	576	91,159	Small	United States	Industrials	

# Target Date Fund 2020

**Total Stocks**  
6752

**Total Bonds**  
10626

**Total Cash**  
415

## Stock Portfolio Analysis as of 09-30-18

Security Name	Net Assets %	Market Value \$	Shares Owned	Market Cap	Country	Sector
CHEIL Worldwide Inc	0.00	574	116,556	Medium	South Korea	Consumer Cyclical
Globe Telecom Inc	0.00	573	55,870	Large	Philippines	Communication Services
HarborOne Bancorp Inc	0.00	571	254,760	Micro	United States	Financial Services
Multipan Empreendimentos Imobiliarios SA	0.00	570	488,941	Medium	Brazil	Real Estate
Liberty Latin America Ltd	0.00	569	71,432	Small	United States	Communication Services
Pzena Investment Management Inc	0.00	569	510,591	Micro	United States	Financial Services
William Lyon Homes	0.00	568	306,547	Micro	United States	Consumer Cyclical
nLight Inc	0.00	567	219,316	Small	United States	Technology
Dino Polska SA	0.00	567	84,209	Small	Poland	Consumer Defensive
Container Corporation of India Ltd	0.00	567	262,823	Large	India	Industrials
Allegiance Bancshares Inc	0.00	567	116,811	Micro	United States	Financial Services
Fortress REIT Ltd Class A	0.00	566	1,899,063	Small	South Africa	Real Estate
WGT Offshore Inc	0.00	565	154,423	Small	United States	Energy
Nien Made Enterprise Co Ltd	0.00	564	290,629	Medium	Taiwan	Consumer Cyclical
Sul America SA	0.00	563	354,029	Large	Brazil	Financial Services
Dillard's Inc	0.00	562	19,500	Small	United States	Consumer Cyclical
Celucity Inc	0.00	560	169,367	Micro	United States	Healthcare
ION Geophysical Corp	0.00	559	313,250	Micro	United States	Energy
Ruentex Industries Ltd	0.00	556	1,144,317	Medium	Taiwan	Consumer Cyclical
Genscript Biotech Corp Class H	0.00	556	1,347,113	Small	United States	Healthcare
Multi-Color Corp	0.00	556	23,914	Small	United States	Industrials
Exterran Corp	0.00	555	56,111	Small	United States	Energy
CNA Financial Corp	0.00	555	258,624	Medium	United States	Financial Services
Cellular Biomedicine Group Inc	0.00	554	268,377	Micro	United States	Healthcare
ChromaDex Corp	0.00	553	1,135,439	Micro	United States	Healthcare
Inner Mongolia Yitai Coal Co Ltd	0.00	553	1,895,765	Large	China	Basic Materials
Meitu Inc	0.00	553	3,249,788	Medium	China	Technology
United Financial Bancorp Inc	0.00	552	88,451	Small	United States	Financial Services
Grupo de Inversiones Suramericana SA Participating Preferred	0.00	552	198,241		Colombia	Financial Services
Asure Software Inc	0.00	549	392,193	Micro	United States	Technology
Endologix Inc	0.00	549	2,550,275	Micro	United States	Healthcare
Doosan Bobcat Inc	0.00	549	62,462	Large	South Korea	Industrials
IJM Corp Bhd	0.00	548	5,230,408	Medium	Malaysia	Industrials
Manitowoc Co Inc	0.00	548	62,052	Small	United States	Industrials
Empresa Nacional de Telecomunicaciones SA	0.00	547	267,620	Medium	Chile	Communication Services
SEACOR Holdings Inc	0.00	546	30,128	Small	United States	Energy
New York Mortgage Trust Inc	0.00	546	244,841	Small	United States	Real Estate
Revlon Inc A	0.00	545	218,431	Small	United States	Consumer Defensive
AVX Corp	0.00	545	82,473	Small	United States	Technology
Highwealth Construction Corp	0.00	544	1,435,131	Medium	Taiwan	Real Estate
Connecticut Water Service Inc	0.00	543	21,459	Small	United States	Utilities
Asanko Gold Inc	0.00	542	317,525	Micro	Canada	Basic Materials
Seres Therapeutics Inc	0.00	541	641,769	Micro	United States	Healthcare
Extraction Oil & Gas Inc	0.00	541	1,045,746	Small	United States	Energy
Yuexiu Property Co Ltd	0.00	541	12,720,626	Medium	China	Real Estate
Shanghai Lujiazui Finance & Trade Zone Development Co Ltd	0.00	540	1,660,521	Large	China	Real Estate
Forum Energy Technologies Inc	0.00	539	143,829	Small	United States	Energy
Columbia Financial Inc	0.00	538	89,140	Small	United States	Financial Services
Franklin Street Properties Corp	0.00	538	186,312	Small	United States	Real Estate
CRA International Inc	0.00	537	96,994	Micro	United States	Industrials
Chicony Electronics Co Ltd	0.00	537	1,123,947	Medium	Taiwan	Technology
Cementos Argos S.A.	0.00	537	875,349	Medium	Colombia	Basic Materials
Cue Biopharma Inc Ordinary Shares	0.00	536	538,237	Micro	United States	Healthcare
Helius Medical Technologies Inc	0.00	535	497,552	Micro	United States	Healthcare
1st Source Corp	0.00	535	28,290	Small	United States	Financial Services

# Target Date Fund 2020

**Total Stocks**  
6752

**Total Bonds**  
10626

**Total Cash**  
415

## Stock Portfolio Analysis as of 09-30-18

Security Name	Net Assets %	Market Value \$	Shares Owned	Market Cap	Country	Sector
Hyundai Department Store Co Ltd	0.00	534	25,387	Medium	South Korea	Consumer Cyclical
Fraser & Neave Holdings Bhd	0.00	534	249,596	Large	Malaysia	Consumer Defensive
Cardlytics Inc	0.00	534	194,529	Micro	United States	Technology
PanOcean Co Ltd	0.00	532	481,577	Medium	South Korea	Industrials
Regional Management Corp	0.00	532	168,957	Micro	United States	Financial Services
Hanwha Corp	0.00	530	76,934	Medium	South Korea	Basic Materials
Aegion Corp Class A	0.00	530	58,654	Small	United States	Industrials
RHB Bank Bhd	0.00	529	1,743,465	Large	Malaysia	Financial Services
Metro Pacific Investments Corporation	0.00	528	25,876,534	Medium	Philippines	Utilities
Lakeland Bancorp Inc	0.00	527	82,473	Small	United States	Financial Services
EnviroStar Inc	0.00	527	125,057	Micro	United States	Consumer Cyclical
American Outdoor Brands Corp	0.00	527	95,855	Small	United States	Industrials
Comtech Telecommunications Corp	0.00	526	41,043	Small	United States	Technology
Domo Inc	0.00	526	227,087	Micro	United States	Technology
Turtle Beach Corp	0.00	525	244,284	Micro	United States	Technology
Emaar Development PJSC Ordinary Shares	0.00	524	1,595,690	Medium	United Arab Emirates	Real Estate
Marcus Corp	0.00	524	35,401	Small	United States	Consumer Cyclical
Legend Holdings Ltd H	0.00	523	742,034	Large	China	Technology
Lions Gate Entertainment Corp	0.00	523	484,071	Medium	United States	Consumer Cyclical
Aeglea BioTherapeutics Inc	0.00	523	508,990	Micro	United States	Healthcare
Team Inc	0.00	523	216,490	Micro	United States	Industrials
P.H. Glatfelter Co	0.00	523	77,898	Small	United States	Basic Materials
Movado Group Inc	0.00	523	116,254	Small	United States	Consumer Cyclical
China Southern Airlines Co Ltd H Shares	0.00	521	3,554,674	Large	China	Industrials
Sonos Inc	0.00	521	303,680	Small	United States	Technology
Schneider National Inc B	0.00	519	472,634	Medium	United States	Industrials
Glenmark Pharmaceuticals Ltd	0.00	519	260,869	Medium	India	Healthcare
Briggs & Stratton Corp	0.00	518	77,412	Small	United States	Industrials
Banc of California Inc	0.00	517	78,764	Small	United States	Financial Services
i3 Verticals Inc	0.00	516	211,969	Micro	United States	Technology
National CineMedia Inc	0.00	516	140,570	Small	United States	Consumer Cyclical
Bharti Infratel Ltd	0.00	516	627,151	Large	India	Communication Services
Aratana Therapeutics Inc	0.00	515	834,080	Micro	United States	Healthcare
KWG Group Holdings Ltd	0.00	515	2,487,276	Medium	Hong Kong	Real Estate
China Reinsurance (Group) Corp H	0.00	515	11,489,585	Large	China	Financial Services
GrafTech International Ltd	0.00	515	605,149	Medium	United States	Industrials
Adesto Technologies Corp	0.00	515	818,662	Micro	United States	Technology
AngioDynamics Inc	0.00	514	68,475	Small	United States	Healthcare
Trustco Bank Corp N Y	0.00	514	175,134	Small	United States	Financial Services
Resilient REIT Ltd	0.00	514	553,418	Small	South Africa	Real Estate
Banpu PCL DR	0.00	513	3,851,883		Thailand	Basic Materials
Pulse Biosciences Inc	0.00	513	343,272	Micro	United States	Healthcare
Express, Inc.	0.00	512	134,596	Small	United States	Consumer Cyclical
Haci Omer Sabanci Holding AS	0.00	511	1,799,372	Small	Turkey	Financial Services
China Literature Ltd Ordinary Shares	0.00	511	361,967	Large	China	Technology
First Connecticut Bancorp Inc	0.00	510	164,840	Micro	United States	Financial Services
Smarte Carte	0.00	510	0	—	United States	—
Essential Properties Realty Trust Inc	0.00	509	343,272	Micro	United States	Real Estate
Kiniksa Pharmaceuticals Ltd Class A	0.00	508	191,020	Small	United States	Healthcare
GasLog Ltd	0.00	508	75,374	Small	Monaco	Industrials
Tootsie Roll Industries Inc	0.00	508	166,531	Small	United States	Consumer Defensive
CorePoint Lodging Inc Ordinary Shares	0.00	508	76,537	Small	United States	Real Estate
Korean Air Lines Co Ltd	0.00	508	89,803	Medium	South Korea	Industrials
Transneft PJSC Participating Preferred	0.00	508	899	Large	Russia	Energy
USA Truck Inc	0.00	507	240,782	Micro	United States	Industrials

# Target Date Fund 2020

**Total Stocks**  
6752

**Total Bonds**  
10626

**Total Cash**  
415

## Stock Portfolio Analysis as of 09-30-18

Security Name	Net Assets %	Market Value \$	Shares Owned	Market Cap	Country	Sector
Aerohive Networks Inc	0.00	507	1,182,288	Micro	United States	Technology
Hersha Hospitality Trust	0.00	506	65,666	Small	United States	Real Estate
AirAsia Group Bhd	0.00	504	2,979,349	Medium	Malaysia	Industrials
Ascena Retail Group Inc	0.00	504	325,741	Small	United States	Consumer Cyclical
Airtac International Group	0.00	504	232,307	Medium	Taiwan	Industrials
DRDGold Ltd ADR	0.00	502	105,886	Micro	South Africa	Basic Materials
City Office REIT Inc	0.00	500	385,977	Micro	Canada	Real Estate
Iteris Inc	0.00	500	905,398	Micro	United States	Technology
Hemisphere Media Group Inc	0.00	500	349,178	Micro	United States	Communication Services
Turkiye Is Bankasi AS Class C	0.00	499	3,106,147	Medium	Turkey	Financial Services
Noah Holdings Ltd ADR	0.00	499	53,985	Medium	China	Financial Services
MMI Holdings Ltd	0.00	497	1,853,132	Small	South Africa	Financial Services
ATN International Inc	0.00	496	20,150	Small	United States	Communication Services
Par Pacific Holdings Inc	0.00	496	238,776	Small	United States	Energy
Phison Electronics Corp	0.00	495	285,843	Medium	Taiwan	Technology
Univest Corp of Pennsylvania	0.00	494	56,281	Small	United States	Financial Services
Embotelladora Andina SA Participating Preferred	0.00	493	584,516		Chile	Consumer Defensive
Scholar Rock Holding Corp	0.00	491	189,166	Micro	United States	Healthcare
Kelly Services Inc Class A	0.00	489	61,949	Small	United States	Industrials
Guotai Junan Securities Co Ltd H	0.00	488	1,106,141		China	Financial Services
China Everbright Bank Co Ltd H	0.00	488	5,132,217		China	Financial Services
Amkor Technology Inc	0.00	488	201,439	Small	United States	Technology
PearlAbyss Corp	0.00	487	11,803	Medium	South Korea	Technology
Circor International Inc	0.00	486	31,340	Small	United States	Industrials
Formosa Taffeta Co Ltd	0.00	486	1,864,692	Medium	Taiwan	Consumer Cyclical
Forterra Inc	0.00	486	652,954	Micro	United States	Basic Materials
FBL Financial Group Inc	0.00	486	19,783	Small	United States	Financial Services
Sterling Construction Co Inc	0.00	485	340,156	Micro	United States	Industrials
Titan Cement Co SA	0.00	485	91,773	Small	Greece	Basic Materials
Pfenex Inc	0.00	485	953,236	Micro	United States	Healthcare
Tidewater Inc	0.00	485	47,728	Small	United States	Energy
InterGlobe Aviation Ltd	0.00	481	199,624	Large	India	Industrials
Robinson Public Company Ltd DR	0.00	481	1,043,561		Thailand	Consumer Cyclical
CJ Logistics Corp	0.00	481	15,971	Medium	South Korea	Industrials
National Bank of Greece SA	0.00	481	1,119,636	Small	Greece	Financial Services
Arbor Realty Trust Inc	0.00	480	129,672	Small	United States	Real Estate
Future Land Development Holdings Ltd	0.00	480	3,512,591	Large	China	Real Estate
Agilysys Inc	0.00	479	298,836	Micro	United States	Technology
West Bancorp Inc	0.00	478	207,278	Micro	United States	Financial Services
Horizon Bancorp (IN)	0.00	477	75,374	Small	United States	Financial Services
TaiMed Biologics Inc	0.00	476	368,487	Medium	Taiwan	Healthcare
SunCoke Energy Inc	0.00	476	128,110	Small	United States	Basic Materials
Vuzix Corporation	0.00	475	743,667	Micro	United States	Technology
AmorePacific Corp Participating Preferred	0.00	475	18,352	Large	South Korea	Consumer Defensive
The E W Scripps Co Class A	0.00	475	90,220	Small	United States	Consumer Cyclical
Delta Electronics (Thailand) PCL DR	0.00	475	1,054,776		Thailand	Technology
Cadila Healthcare Ltd	0.00	475	427,280	Large	India	Healthcare
FRP Holdings Inc	0.00	474	78,439	Micro	United States	Real Estate
Hamilton Beach Brands Holding Co Class A	0.00	473	222,015	Micro	United States	Technology
GOME Retail Holdings Ltd	0.00	472	22,260,993	Medium	Hong Kong	Consumer Cyclical
Capstead Mortgage Corp	0.00	472	188,197	Small	United States	Real Estate
Cincinnati Bell Inc	0.00	472	93,332	Small	United States	Communication Services
Community Trust Bancorp Inc	0.00	470	32,117	Small	United States	Financial Services
Old Line Bancshares Inc	0.00	470	153,952	Micro	United States	Financial Services
Thai Union Group PCL DR	0.00	467	4,110,082		Thailand	Consumer Defensive



# Target Date Fund 2020

**Total Stocks**  
6752

**Total Bonds**  
10626

**Total Cash**  
415

## Stock Portfolio Analysis as of 09-30-18

Security Name	Net Assets %	Market Value \$	Shares Owned	Market Cap	Country	Sector
Investors Real Estate Trust	0.00	466	248,936	Small	United States	Real Estate
Unitil Corp	0.00	466	29,246	Small	United States	Utilities
Century Aluminum Co	0.00	465	406,938	Small	United States	Basic Materials
Vodafone Idea Ltd	0.00	465	4,277,778	Large	India	Communication Services
Kopin Corp	0.00	465	2,012,822	Micro	United States	Technology
Organovo Holdings Inc	0.00	464	4,235,680	Micro	United States	Healthcare
Shenzhen Investment Ltd	0.00	463	7,123,556	Medium	China	Real Estate
SpartanNash Co	0.00	462	74,209	Small	United States	Consumer Defensive
iStar Inc	0.00	459	133,271	Small	United States	Real Estate
Centrais Eletricas Brasileiras SA Participating Preferred	0.00	459	497,400		Brazil	Utilities
Shanghai Industrial Holdings Ltd	0.00	459	1,027,034	Medium	China	Real Estate
National Western Life Group Inc Class A	0.00	458	4,664	Small	United States	Financial Services
Schnitzer Steel Industries Inc Class A	0.00	457	55,033	Small	United States	Basic Materials
British American Tobacco Malaysia Bhd	0.00	457	296,806	Medium	Malaysia	Consumer Defensive
Regis Corp	0.00	456	72,865	Small	United States	Consumer Cyclical
Cambridge Bancorp	0.00	455	54,129	Micro	United States	Financial Services
Civista Bancshares Inc	0.00	454	202,202	Micro	United States	Financial Services
Arbutus Biopharma Corp	0.00	454	515,453	Micro	Canada	Healthcare
Orange Life Insurance Ltd	0.00	451	74,002	Medium	South Korea	Financial Services
Celltrion Pharm Inc	0.00	451	31,543	Medium	South Korea	Healthcare
Preferred Apartment Communities Inc	0.00	450	84,678	Micro	United States	Real Estate
Ruentex Development Co Ltd	0.00	448	1,942,949	Medium	Taiwan	Real Estate
Bluegreen Vacations Corp	0.00	447	272,277	Small	United States	Consumer Cyclical
Hong Leong Financial Group Bhd	0.00	447	487,813	Large	Malaysia	Financial Services
TPG RE Finance Trust Inc	0.00	445	74,358	Small	United States	Real Estate
Tutor Perini Corp	0.00	444	79,183	Small	United States	Industrials
AMAG Pharmaceuticals Inc	0.00	443	74,432	Micro	United States	Healthcare
Park City Group Inc	0.00	442	482,282	Micro	United States	Technology
Odonate Therapeutics Inc	0.00	442	250,955	Micro	United States	Healthcare
Ceridian HCM Holding Inc	0.00	442	280,909	Medium	United States	Technology
World Acceptance Corp	0.00	441	13,017	Small	United States	Financial Services
RusHydro PJSC	0.00	441	240,141,729	Medium	Russia	Utilities
YTL Corp Bhd	0.00	441	7,531,775	Medium	Malaysia	Utilities
OFG Bancorp	0.00	440	92,176	Small	Puerto Rico	Financial Services
Eva Airways Corp	0.00	440	4,677,455	Medium	Taiwan	Industrials
NexPoint Residential Trust Inc	0.00	439	146,717	Micro	United States	Real Estate
China Power International Development Ltd	0.00	439	10,234,999	Medium	China	Utilities
Camden National Corp	0.00	438	34,269	Micro	United States	Financial Services
Kingboard Laminates Holdings Ltd	0.00	438	2,566,116	Medium	China	Technology
Leaf Group Ltd	0.00	437	487,102	Micro	United States	Technology
COSCO SHIPPING Holdings Co Ltd H	0.00	437	5,479,625	Large	China	Industrials
Northfield Bancorp Inc	0.00	436	93,507	Small	United States	Financial Services
CBL & Associates Properties Inc	0.00	435	373,091	Micro	United States	Real Estate
iRadimed Corp	0.00	435	131,119	Micro	United States	Healthcare
Neos Therapeutics Inc	0.00	434	1,004,336	Micro	United States	Healthcare
Frontier Communications Corp Class B	0.00	433	229,374	Micro	United States	Communication Services
1-800-Flowers.com Inc Class A	0.00	433	412,799	Small	United States	Consumer Cyclical
Shanghai Electric Group Co Ltd Class H	0.00	433	6,383,096	Large	China	Industrials
M Dias Branco SA Industria e Comercio de Alimentos	0.00	432	233,000	Medium	Brazil	Consumer Defensive
Posco Daewoo Corp	0.00	432	120,451	Medium	South Korea	Industrials
S P Setia Bhd	0.00	432	3,486,924	Medium	Malaysia	Real Estate
Tata Power Co Ltd	0.00	430	2,504,306	Medium	India	Utilities
Zhen Ding Technology Holding Ltd	0.00	430	1,018,482	Medium	Taiwan	Technology
ADT Inc	0.00	430	1,257,358	Medium	United States	Industrials
Electricity Generating PCL DR	0.00	428	311,741		Thailand	Utilities

# Target Date Fund 2020

**Total Stocks**  
6752

**Total Bonds**  
10626

**Total Cash**  
415

## Stock Portfolio Analysis as of 09-30-18

Security Name	Net Assets %	Market Value \$	Shares Owned	Market Cap	Country	Sector
eGain Corp	0.00	427	601,361	Micro	United States	Technology
Berry Petroleum Corp	0.00	426	276,450	Small	United States	Energy
Green Plains Inc	0.00	426	86,549	Small	United States	Basic Materials
Innovate Biopharmaceuticals Inc	0.00	426	713,182	Micro	United States	Healthcare
Hanmi Science Co Ltd	0.00	425	28,741	Large	South Korea	Healthcare
K12 Inc	0.00	425	84,104	Micro	United States	Consumer Defensive
American Public Education Inc	0.00	425	147,384	Micro	United States	Consumer Defensive
Engility Holdings Inc	0.00	424	41,362	Small	United States	Industrials
Griffon Corp	0.00	424	301,611	Small	United States	Basic Materials
BYD Electronic (International) Co Ltd	0.00	424	1,545,909	Large	China	Technology
Manitex International Inc	0.00	423	462,585	Micro	United States	Industrials
Alliance Bank Malaysia Bhd	0.00	423	2,252,339	Medium	Malaysia	Financial Services
Photronics Inc	0.00	422	151,130	Micro	United States	Technology
Jastrzebska Spolka Weglowa SA	0.00	422	126,694	Small	Poland	Basic Materials
Mersana Therapeutics Inc	0.00	422	487,102	Micro	United States	Healthcare
Flushing Financial Corp	0.00	421	61,010	Micro	United States	Financial Services
American National Insurance Co	0.00	419	91,326	Small	United States	Financial Services
Clearway Energy Inc	0.00	419	78,184	Medium	United States	Utilities
China Railway Signal & Communication Corp Ltd H	0.00	419	3,214,578	Large	China	Industrials
Seaboard Corp	0.00	418	3,174	Medium	United States	Industrials
Luye Pharma Group Ltd	0.00	418	2,536,872	Medium	China	Healthcare
Allena Pharmaceuticals Inc	0.00	417	453,542	Micro	United States	Healthcare
Pilgrims Pride Corp	0.00	417	652,656	Medium	United States	Consumer Defensive
Talos Energy Inc Ordinary Shares	0.00	417	45,357	Small	United States	Energy
Recro Pharma Inc	0.00	416	685,096	Micro	United States	Healthcare
CBTX Inc	0.00	416	41,886	Small	United States	Financial Services
Miragen Therapeutics Inc	0.00	416	872,946	Micro	United States	Healthcare
EDP - Energias do Brasil SA	0.00	416	716,069	Medium	Brazil	Utilities
HomeStreet Inc	0.00	416	56,175	Small	United States	Financial Services
Chong Sing Holdings FinTech Group Ltd	0.00	414	42,401,840	Medium	Hong Kong	Financial Services
Quad/Graphics Inc Class A	0.00	414	71,432	Small	United States	Industrials
Matrix Service Co	0.00	414	60,391	Micro	United States	Energy
Emaar Malls PJSC	0.00	413	4,565,216	Medium	United Arab Emirates	Real Estate
Orion Group Holdings Inc	0.00	412	645,169	Micro	United States	Industrials
Urstadt Biddle Properties Inc Class A	0.00	411	69,922	Small	United States	Real Estate
Gaia Inc Class A	0.00	409	316,300	Micro	United States	Consumer Cyclical
KLX Energy Services Holdings Inc Ordinary Shares	0.00	408	46,505	Micro	United States	Energy
Barwa Real Estate Co QSC	0.00	408	234,349	Medium	Qatar	Real Estate
GCL-Poly Energy Holdings Ltd	0.00	407	32,379,838	Medium	China	Utilities
NorthStar Realty Europe Corp	0.00	407	105,130	Micro	United States	Real Estate
Rosetta Stone Inc	0.00	407	244,899	Micro	United States	Technology
Avid Technology Inc	0.00	406	821,420	Micro	United States	Technology
Dean Foods Co	0.00	406	209,667	Micro	United States	Consumer Defensive
Samsung Card Co Ltd	0.00	405	68,572	Large	South Korea	Financial Services
PQ Group Holdings Inc	0.00	404	85,211	Small	United States	Basic Materials
Rent-A-Center Inc	0.00	403	103,521	Small	United States	Industrials
Banco Latinoamericano de Comercio Exterior SA Class E	0.00	403	71,158	Small	United States	Financial Services
Eastern Co SAE	0.00	402	2,152,405	Small	Egypt	Consumer Defensive
Frank's International NV	0.00	402	171,502	Small	United States	Energy
Hyster-Yale Materials Handling Inc Class A	0.00	401	24,194	Small	United States	Industrials
Alliance Global Group Inc	0.00	400	9,848,867	Medium	Philippines	Industrials
Telkom SA SOC Ltd	0.00	400	622,727	Small	South Africa	Communication Services
Quanex Building Products Corp	0.00	400	81,793	Micro	United States	Basic Materials
Dubai Investments PJSC	0.00	399	4,442,223	Small	United Arab Emirates	Financial Services
Hua Hong Semiconductor Ltd Unitary 144A/Reg S	0.00	399	1,056,271	Medium	China	Technology

# Target Date Fund 2020

**Total Stocks**  
6752

**Total Bonds**  
10626

**Total Cash**  
415

## Stock Portfolio Analysis as of 09-30-18

Security Name	Net Assets %	Market Value \$	Shares Owned	Market Cap	Country	Sector
Marlin Business Services Corp	0.00	399	168,839	Micro	United States	Financial Services
Argan Inc	0.00	399	34,619	Micro	United States	Industrials
Towngas China Co Ltd	0.00	398	2,599,840	Medium	China	Utilities
Pure Cycle Corp	0.00	398	421,735	Micro	United States	Utilities
Axcelis Technologies Inc	0.00	397	75,757	Micro	United States	Technology
FS Bancorp Inc	0.00	396	87,421	Micro	United States	Financial Services
Westports Holdings Bhd	0.00	396	2,477,557	Medium	Malaysia	Industrials
REC Ltd	0.00	395	1,684,451	Medium	India	Financial Services
Land and Houses PCL DR	0.00	394	6,397,463		Thailand	Real Estate
ADMA Biologics Inc	0.00	394	784,387	Micro	United States	Healthcare
GS Retail Co Ltd	0.00	394	65,544	Medium	South Korea	Consumer Cyclical
Oritani Financial Corp	0.00	393	95,732	Small	United States	Financial Services
Key Energy Services Inc	0.00	393	425,791	Micro	United States	Energy
Sinotrans Ltd H	0.00	392	5,582,724	Medium	China	Industrials
Tyme Technologies Inc	0.00	392	1,752,168	Micro	United States	Healthcare
Metallurgical Corp of China Ltd H	0.00	391	8,094,933	Large	China	Industrials
Aboitiz Power Corp	0.00	391	3,674,575	Large	Philippines	Utilities
Peoples Bancorp Inc (Marietta OH)	0.00	390	42,496	Micro	United States	Financial Services
Siemens Ltd	0.00	390	174,479	Large	India	Industrials
Waterstone Financial Inc	0.00	390	284,024	Micro	United States	Financial Services
Liberty Formula One Group A	0.00	387	331,830	Medium	United States	Consumer Cyclical
RPC Inc	0.00	387	762,698	Small	United States	Energy
CohBar Inc	0.00	387	1,130,167	Micro	United States	Healthcare
First Defiance Financial Corp	0.00	386	49,440	Micro	United States	Financial Services
Megaworld Corp	0.00	386	27,934,873	Medium	Philippines	Real Estate
Silvercrest Asset Management Group Inc Class A	0.00	386	351,700	Micro	United States	Financial Services
Kala Pharmaceuticals Inc	0.00	385	493,519	Micro	United States	Healthcare
Great Southern Bancorp Inc	0.00	385	26,895	Small	United States	Financial Services
Liquidia Technologies Inc	0.00	384	177,580	Micro	United States	Healthcare
Achaogen Inc	0.00	384	1,220,810	Micro	United States	Healthcare
Forty Seven Inc	0.00	382	326,478	Micro	United States	Healthcare
Xinyi Solar Holdings Ltd	0.00	382	7,389,590	Medium	China	Technology
Trinity Place Holdings Inc	0.00	381	799,840	Micro	United States	Real Estate
Anika Therapeutics Inc	0.00	381	35,292	Micro	United States	Healthcare
Gates Industrial Corp PLC	0.00	379	605,461	Medium	United States	Industrials
The St. Joe Co	0.00	379	88,609	Small	United States	Real Estate
First Financial Corp	0.00	378	29,654	Micro	United States	Financial Services
PFWeb Inc	0.00	377	658,249	Micro	United States	Industrials
Tower International Inc	0.00	377	49,211	Micro	United States	Consumer Cyclical
Republic First Bancorp Inc	0.00	376	681,264	Micro	United States	Financial Services
Albireo Pharma Inc	0.00	375	147,786	Micro	United States	Healthcare
HTC Corp	0.00	374	1,710,831	Medium	Taiwan	Technology
TimkenSteel Corp	0.00	374	100,110	Micro	United States	Basic Materials
CTI BioPharma Corp	0.00	373	2,255,108	Micro	United States	Healthcare
Bank of Marin Bancorp	0.00	373	17,743	Micro	United States	Financial Services
Telekom Malaysia Bhd	0.00	372	2,923,817	Medium	Malaysia	Communication Services
Halcon Resources Corp	0.00	372	333,028	Small	United States	Energy
Global Water Resources Inc	0.00	372	459,966	Micro	United States	Utilities
BBMG Corp H	0.00	371	6,645,077	Large	China	Real Estate
Scorpio Tankers Inc	0.00	371	740,614	Micro	Marshall Islands	Industrials
Replimune Group Inc	0.00	371	302,548	Micro	United States	Healthcare
International Container Terminal Services Inc	0.00	370	1,306,202	Large	Philippines	Industrials
BSB Bancorp Inc	0.00	368	149,418	Micro	United States	Financial Services
Corvus Pharmaceuticals Inc	0.00	368	567,721	Micro	United States	Healthcare
Coronation Fund Managers Ltd	0.00	368	596,963	Small	South Africa	Financial Services

# Target Date Fund 2020

**Total Stocks**  
6752

**Total Bonds**  
10626

**Total Cash**  
415

## Stock Portfolio Analysis as of 09-30-18

Security Name	Net Assets %	Market Value \$	Shares Owned	Market Cap	Country	Sector
Daewoo Engineering & Construction Co Ltd	0.00	367	426,258	Medium	South Korea	Industrials
Doha Bank QSC	0.00	367	394,024	Small	Qatar	Financial Services
Information Services Group Inc	0.00	367	1,019,043	Micro	United States	Industrials
P.A.M. Transportation Services Inc	0.00	366	74,836	Micro	United States	Industrials
China Agri-Industries Holdings Ltd	0.00	365	5,896,967	Medium	China	Consumer Defensive
Dime Community Bancshares Inc	0.00	364	83,397	Micro	United States	Financial Services
Electro Scientific Industries Inc	0.00	363	85,308	Micro	United States	Technology
Evergreen Marine Corp (Taiwan) Ltd	0.00	363	5,426,540	Medium	Taiwan	Industrials
China Zhongwang Holdings Ltd	0.00	362	4,649,801	Medium	China	Basic Materials
YRC Worldwide Inc	0.00	362	542,431	Micro	United States	Industrials
Clearfield Inc	0.00	361	362,159	Micro	United States	Technology
Xeris Pharmaceuticals Inc	0.00	358	277,078	Micro	United States	Healthcare
Pioneer Food Group Ltd	0.00	357	349,678	Small	South Africa	Consumer Defensive
Global Indemnity Ltd	0.00	357	129,205	Micro	United States	Financial Services
BioScrip Inc	0.00	357	1,571,302	Micro	United States	Healthcare
Peapack Gladstone Financial Corp	0.00	357	48,192	Micro	United States	Financial Services
Odontoprev SA	0.00	356	717,745	Medium	Brazil	Healthcare
China Eastern Airlines Corp Ltd H	0.00	356	3,547,575	Large	China	Industrials
Centrais Eletricas Brasileiras SA	0.00	356	592,334	Large	Brazil	Utilities
Fidelity Southern Corp	0.00	355	60,074	Micro	United States	Financial Services
Greentown Service Group Co Ltd	0.00	355	2,835,813	Medium	China	Real Estate
CatchMark Timber Trust Inc Class A	0.00	354	130,239	Micro	United States	Real Estate
Sime Darby Property Bhd	0.00	354	7,978,591	Medium	Malaysia	Real Estate
Bonanza Creek Energy Inc	0.00	354	49,988	Micro	United States	Energy
MY E.G.Services Bhd	0.00	354	5,379,839	Medium	Malaysia	Technology
Entravision Communications Corp	0.00	353	994,088	Micro	United States	Consumer Cyclical
Tredegar Corp	0.00	353	68,759	Small	United States	Industrials
Arcus Biosciences Inc	0.00	352	349,429	Micro	United States	Healthcare
Front Yard Residential Corp	0.00	351	137,202	Micro	United States	Real Estate
Bharat Heavy Electricals Ltd	0.00	350	2,407,435	Large	India	Industrials
First Community Bankshares Inc	0.00	350	43,939	Micro	United States	Financial Services
Angang Steel Co Ltd H Shares	0.00	349	2,544,124	Large	China	Basic Materials
DMCI Holdings Inc	0.00	349	10,800,791	Medium	Philippines	Industrials
Jounce Therapeutics Inc	0.00	348	749,388	Micro	United States	Healthcare
Bridge Bancorp Inc	0.00	348	44,838	Micro	United States	Financial Services
Kezar Life Sciences Inc	0.00	348	227,512	Micro	United States	Healthcare
Investar Holding Corp	0.00	347	181,417	Micro	United States	Financial Services
eHealth Inc	0.00	347	52,676	Micro	United States	Financial Services
Armstrong Flooring Inc	0.00	347	269,117	Micro	United States	Basic Materials
SOHO China Ltd	0.00	345	5,858,196	Medium	China	Real Estate
El Sewedy Electric Co	0.00	345	2,286,520	Small	Egypt	Industrials
Consolidated-Tomoka Land Co	0.00	344	78,211	Micro	United States	Real Estate
Community Healthcare Trust Inc	0.00	343	48,052	Micro	United States	Real Estate
Ashford Hospitality Trust Inc	0.00	343	232,963	Micro	United States	Real Estate
Gladstone Commercial Corp	0.00	343	77,735	Micro	United States	Real Estate
Mercantile Bank Corp	0.00	342	44,610	Micro	United States	Financial Services
TMB Bank Public Co Ltd DR	0.00	342	31,987,399	Micro	Thailand	Financial Services
Oil & Gas Development Co Ltd	0.00	342	1,846,518	Large	Pakistan	Energy
Shanghai Pudong Development Bank Co Ltd	0.00	341	1,473,891	Giant	China	Financial Services
HengTien Networks Group Ltd	0.00	340	60,369,206	Medium	China	Technology
Opus Bank	0.00	340	54,330	Small	United States	Financial Services
Siebert Financial Corp	0.00	339	332,494	Micro	United States	Financial Services
Spark Energy Inc A	0.00	339	590,428	Micro	United States	Utilities
Robinsons Land Corp	0.00	339	6,054,908	Medium	Philippines	Real Estate
Rush Enterprises Inc Class B	0.00	339	122,112	Small	United States	Consumer Cyclical

# Target Date Fund 2020

**Total Stocks**  
6752

**Total Bonds**  
10626

**Total Cash**  
415

## Stock Portfolio Analysis as of 09-30-18

Security Name	Net Assets %	Market Value \$	Shares Owned	Market Cap	Country	Sector
Orange Polska SA	0.00	338	1,889,008	Small	Poland	Communication Services
American Vanguard Corp	0.00	338	82,702	Micro	United States	Basic Materials
NII Holdings Inc	0.00	337	254,033	Micro	United States	Communication Services
KT Corp	0.00	336	83,697	Large	South Korea	Communication Services
EZCORP Inc	0.00	336	139,125	Micro	United States	Financial Services
Otogi Corp	0.00	336	3,378	Medium	South Korea	Consumer Defensive
CNB Financial Corp	0.00	336	168,781	Micro	United States	Financial Services
OCR Holdings Inc	0.00	335	36,441	Micro	United States	Financial Services
Universal Electronics Inc	0.00	335	37,830	Micro	United States	Technology
Shui On Land Ltd	0.00	335	9,785,069	Medium	China	Real Estate
First of Long Island Corp	0.00	335	68,443	Micro	United States	Financial Services
Kimball Electronics Inc	0.00	335	75,758	Micro	United States	Technology
Arlo Technologies Inc	0.00	335	335,701	Small	United States	Technology
China Airlines Ltd	0.00	334	7,509,229	Medium	Taiwan	Industrials
Whitestone REIT Class B	0.00	334	107,251	Micro	United States	Real Estate
HighPoint Resources Corp	0.00	334	305,048	Small	United States	Energy
Fortress REIT Ltd Class B	0.00	334	2,112,287	Small	South Africa	Real Estate
AG Mortgage Investment Trust Inc	0.00	333	81,883	Micro	United States	Real Estate
Ennis Inc	0.00	333	72,794	Micro	United States	Industrials
Mustang Bio Inc	0.00	332	818,661	Micro	United States	Healthcare
Prothema Corp PLC	0.00	332	113,810	Micro	Ireland	Healthcare
First Mid-Illinois Bancshares Inc	0.00	330	36,912	Micro	United States	Financial Services
PCSB Financial Corp	0.00	329	239,480	Micro	United States	Financial Services
Greentown China Holdings Ltd	0.00	329	2,436,241	Medium	China	Real Estate
Sihuan Pharmaceutical Holdings Group Ltd	0.00	329	11,130,453	Medium	China	Healthcare
Red Robin Gourmet Burgers Inc	0.00	328	37,077	Micro	United States	Consumer Cyclical
JC Penney Co Inc	0.00	327	896,768	Micro	United States	Consumer Cyclical
Petkim Petrokimya Holding AS	0.00	326	2,566,213	Small	Turkey	Basic Materials
Industrial And Commercial Bank Of China Ltd	0.00	325	2,712,777	Giant	China	Financial Services
Pluralsight Inc Class A	0.00	325	368,959	Medium	United States	Technology
Telenav Inc	0.00	324	964,560	Micro	United States	Technology
State Auto Financial Corp	0.00	323	48,744	Small	United States	Financial Services
China Coal Energy Co Ltd H	0.00	323	5,396,631	Large	China	Basic Materials
A V Homes Inc	0.00	323	243,551	Micro	United States	Consumer Cyclical
Calyxt Inc	0.00	323	318,992	Micro	United States	Consumer Defensive
Anadolu Efes Biracilik ve Malt Sanayi AS	0.00	323	651,300	Small	Turkey	Consumer Defensive
PT Tower Bersama Infrastructure Tbk	0.00	323	6,026,632	Medium	Indonesia	Technology
Standard Foods Corp	0.00	322	1,367,317	Medium	Taiwan	Consumer Defensive
Castle Brands Inc	0.00	320	4,552,364	Micro	United States	Consumer Defensive
Doosan Heavy Industries & Construction Co Ltd	0.00	318	169,359	Medium	South Korea	Industrials
Ethan Allen Interiors Inc	0.00	318	71,742	Micro	United States	Consumer Cyclical
Franklin Financial Network Inc	0.00	317	38,073	Micro	United States	Financial Services
Marrone Bio Innovations Inc	0.00	317	2,661,766	Micro	United States	Basic Materials
PT Bank Tabungan Negara (Persero) Tbk	0.00	316	12,889,586	Medium	Indonesia	Financial Services
Ingles Markets Inc Class A	0.00	316	43,464	Micro	United States	Consumer Defensive
Achillion Pharmaceuticals Inc	0.00	316	404,520	Micro	United States	Healthcare
Presidio Inc	0.00	315	97,615	Small	United States	Technology
Agricultural Bank of China Ltd	0.00	315	4,023,829	Giant	China	Financial Services
Habib Bank Ltd	0.00	315	1,866,271	Medium	Pakistan	Financial Services
Huadian Power International Corp Ltd Class -H-	0.00	314	5,819,915	Large	China	Utilities
TFS Financial Corp	0.00	313	786,582	Medium	United States	Financial Services
ZhongAn Online P&C Insurance Co Ltd Ordinary Shares - Class H	0.00	313	557,394	Large	China	Financial Services
Essendant Inc	0.00	312	116,118	Micro	United States	Industrials
Veritone Inc	0.00	312	467,023	Micro	United States	Technology
Fennec Pharmaceuticals Inc	0.00	311	594,030	Micro	United States	Healthcare

# Target Date Fund 2020

**Total Stocks**  
6752

**Total Bonds**  
10626

**Total Cash**  
415

## Stock Portfolio Analysis as of 09-30-18

Security Name	Net Assets %	Market Value \$	Shares Owned	Market Cap	Country	Sector
Veeco Instruments Inc	0.00	311	145,233	Micro	United States	Technology
Invacare Corp	0.00	310	102,312	Micro	United States	Healthcare
Tong Ren Tang Technologies Co Ltd H	0.00	309	1,554,007	Medium	China	Healthcare
Hanssem Co Ltd	0.00	309	32,943	Medium	South Korea	Consumer Cyclical
Celsius Holdings Inc	0.00	309	1,208,692	Micro	United States	Consumer Defensive
Spirit MTA REIT	0.00	309	129,222	Micro	United States	Real Estate
First Bancshares Inc	0.00	308	38,121	Micro	United States	Financial Services
BBX Capital Corp Class A	0.00	308	200,625	Small	United States	Real Estate
Translate Bio Inc	0.00	308	487,103	Micro	United States	Healthcare
Cato Corp Class A	0.00	308	70,820	Micro	United States	Consumer Cyclical
B. Riley Financial Inc	0.00	306	65,723	Micro	United States	Financial Services
The Bancorp Inc	0.00	306	155,228	Micro	United States	Financial Services
Financial Institutions Inc	0.00	305	47,409	Micro	United States	Financial Services
General Interface Solution (GIS) Holding Ltd	0.00	304	538,451	Small	United States	Technology
Industrial Logistics Properties Trust	0.00	303	64,695	Small	United States	Real Estate
Ocwen Financial Corp	0.00	303	377,826	Micro	United States	Financial Services
Ultra Clean Holdings Inc	0.00	302	118,616	Micro	United States	Technology
FutureFuel Corp	0.00	302	80,293	Small	United States	Basic Materials
O2 Czech Republic AS	0.00	302	194,883	Medium	Czech Republic	Communication Services
ACM Research Inc Class A	0.00	301	440,020	Micro	United States	Technology
Harmonic Inc	0.00	301	270,661	Micro	United States	Technology
Clearwater Paper Corp	0.00	300	50,123	Micro	United States	Basic Materials
SAIC Motor Corp Ltd	0.00	299	470,334	Giant	China	Consumer Cyclical
Turkiye Halk Bankasi AS	0.00	298	2,052,183	Small	Turkey	Financial Services
Verrica Pharmaceuticals Inc	0.00	297	299,756	Micro	United States	Healthcare
United Community Financial Corp	0.00	297	153,943	Micro	United States	Financial Services
Goodrich Petroleum Corp	0.00	296	346,938	Micro	United States	Energy
Frontline Ltd	0.00	296	260,198	Small	United States	Industrials
Maui Land & Pineapple Co Inc	0.00	295	380,548	Micro	United States	Real Estate
Nine Energy Service Inc	0.00	295	48,680	Small	United States	Energy
KEPCO Plant Service & Engineering Co Ltd	0.00	295	74,219	Medium	South Korea	Industrials
Teekay Corp	0.00	293	220,866	Micro	United States	Energy
Sonic Automotive Inc Class A	0.00	292	76,932	Small	United States	Consumer Cyclical
Remark Holdings Inc	0.00	292	1,526,967	Micro	United States	Technology
Five Prime Therapeutics Inc	0.00	291	106,942	Micro	United States	Healthcare
Bank Handlowy w Warszawie SA	0.00	291	108,641	Small	Poland	Financial Services
Greene County Bancorp Inc	0.00	291	151,746	Micro	United States	Financial Services
Tejon Ranch Co	0.00	289	68,569	Micro	United States	Real Estate
Ducommun Inc	0.00	288	36,451	Micro	United States	Industrials
MCB Bank Ltd	0.00	288	1,403,995	Medium	Pakistan	Financial Services
Nicolet Bankshares Inc	0.00	288	27,310	Micro	United States	Financial Services
Energy XXI Gulf Coast Inc	0.00	288	582,659	Micro	United States	Energy
BioTime Inc	0.00	288	2,072,776	Micro	United States	Healthcare
General Finance Corp	0.00	287	305,392	Micro	United States	Industrials
DHT Holdings Inc	0.00	286	316,731	Micro	United States	Industrials
Tilly's Inc A	0.00	286	257,046	Micro	United States	Consumer Cyclical
InnerWorkings Inc	0.00	285	615,029	Micro	United States	Consumer Cyclical
Arrow Financial Corp	0.00	284	40,233	Micro	United States	Financial Services
PT Jasa Marga (Persero) Tbk Class B	0.00	284	7,583,787	Medium	Indonesia	Industrials
Old Second Bancorp Inc	0.00	284	96,352	Micro	United States	Financial Services
Lawson Products Inc	0.00	284	143,688	Micro	United States	Industrials
Republic Bancorp Inc Class A	0.00	282	32,291	Small	United States	Financial Services
Anworth Mortgage Asset Corp	0.00	282	321,520	Micro	United States	Real Estate
Howard Bancorp Inc	0.00	281	275,199	Micro	United States	Financial Services
PC Connection Inc	0.00	280	38,278	Small	United States	Technology

# Target Date Fund 2020

			<b>Total Stocks</b> 6752	<b>Total Bonds</b> 10626	<b>Total Cash</b> 415	
<b>Stock Portfolio Analysis</b> as of 09-30-18						
Security Name	Net Assets %	Market Value \$	Shares Owned	Market Cap	Country	Sector
CorEnergy Infrastructure Trust Inc	0.00	279	39,612	Micro	United States	Real Estate
Unifi Inc	0.00	279	52,546	Micro	United States	Consumer Cyclical
Haynes International Inc	0.00	278	41,933	Micro	United States	Industrials
New Senior Investment Group Inc	0.00	278	252,311	Micro	United States	Real Estate
Independence Contract Drilling Inc	0.00	278	986,039	Micro	United States	Energy
Scorpio Bulkers Inc	0.00	278	205,329	Micro	Monaco	Industrials
Alta Mesa Resources Inc A	0.00	278	356,133	Small	United States	Industrials
RTI Surgical Inc	0.00	277	1,082,451	Micro	United States	Healthcare
Midea Group Co Ltd Class A	0.00	277	388,405	Giant	China	Technology
Motorcar Parts of America Inc	0.00	277	63,481	Micro	United States	Consumer Cyclical
Wmih	0.00	277	1,070,960	—	United States	—
Surgery Partners Inc	0.00	276	295,215	Small	United States	Healthcare
Unity Biotechnology Inc	0.00	276	299,022	Micro	United States	Healthcare
Citizens Inc	0.00	275	177,219	Micro	United States	Financial Services
Bar Harbor Bankshares Inc	0.00	275	51,833	Micro	United States	Financial Services
Dongsuh Companies Inc	0.00	274	120,164	Medium	South Korea	Consumer Defensive
Kaisa Group Holdings Ltd	0.00	274	7,095,219	Medium	China	Real Estate
Yuzhou Properties Co Ltd	0.00	274	5,600,291	Medium	Hong Kong	Real Estate
United Bank Ltd	0.00	274	1,834,404	Medium	Pakistan	Financial Services
Adverum Biotechnologies Inc	0.00	272	805,128	Micro	United States	Healthcare
International Seaways Inc	0.00	272	74,358	Micro	United States	Industrials
Security Bank Corp	0.00	272	798,149	Medium	Philippines	Financial Services
China Travel International Investment Hong Kong Ltd	0.00	272	7,066,962	Medium	China	Consumer Cyclical
Greif Inc Class B	0.00	272	84,493	Small	United States	Consumer Cyclical
NN Inc	0.00	271	95,425	Micro	United States	Industrials
Veritiv Corp	0.00	271	40,896	Micro	United States	Industrials
REX American Resources Corp	0.00	271	19,704	Micro	United States	Basic Materials
IOI Properties Group Bhd	0.00	271	5,637,582	Medium	Malaysia	Real Estate
Bank of Communications Co Ltd	0.00	269	2,680,266	Giant	China	Financial Services
Lennar Corp Class B	0.00	269	306,659	Medium	United States	Consumer Cyclical
Caesarstone Ltd	0.00	269	81,501	Micro	United States	Basic Materials
Sparton Corp	0.00	269	337,562	Micro	United States	Technology
Emerald Expositions Events Inc	0.00	268	90,329	Small	United States	Industrials
Enterprise Bancorp Inc	0.00	268	141,640	Micro	United States	Financial Services
Surface Oncology Inc	0.00	266	445,248	Micro	United States	Healthcare
Piraeus Bank SA	0.00	266	1,042,205	Small	Greece	Financial Services
Haverty Furniture Companies Inc	0.00	266	67,359	Micro	United States	Consumer Cyclical
China Minsheng Banking Corp Ltd	0.00	266	2,468,878	Giant	China	Financial Services
Tatneft PJSC ADR	0.00	266	29,666	Large	Russia	Energy
Enphase Energy Inc	0.00	266	306,935	Micro	United States	Technology
PennyMac Financial Services Inc Class A	0.00	265	71,226	Micro	United States	Financial Services
Hawkins Inc	0.00	264	35,914	Micro	United States	Basic Materials
Aquestive Therapeutics Inc	0.00	264	278,184	Micro	United States	Healthcare
China State Construction Engineering Corp Ltd	0.00	264	2,851,127	Giant	China	Industrials
Bristow Group Inc	0.00	264	122,723	Micro	United States	Energy
Heritage Insurance Holdings Inc	0.00	264	328,678	Micro	United States	Financial Services
KEYW Holding Corp	0.00	263	171,897	Micro	United States	Technology
Xinjiang Goldwind Science & Technology Co Ltd H	0.00	263	2,117,566	Large	China	Industrials
PT Bumi Serpong Damai Tbk	0.00	262	29,350,175	Medium	Indonesia	Real Estate
Triple-S Management Corp B	0.00	262	78,805	Micro	Puerto Rico	Financial Services
Weis Markets Inc	0.00	262	34,301	Small	United States	Consumer Defensive
One Liberty Properties Inc	0.00	262	53,587	Micro	United States	Real Estate
Cedar Realty Trust Inc	0.00	261	319,449	Micro	United States	Real Estate
Access National Corp	0.00	261	54,911	Micro	United States	Financial Services
Chongqing Changan Automobile Co Ltd	0.00	261	2,817,829	Large	China	Consumer Cyclical

# Target Date Fund 2020

**Total Stocks**  
6752

**Total Bonds**  
10626

**Total Cash**  
415

## Stock Portfolio Analysis as of 09-30-18

Security Name	Net Assets %	Market Value \$	Shares Owned	Market Cap	Country	Sector
Apollo Medical Holdings Inc	0.00	261	220,707	Small	United States	Healthcare
Superior Industries International Inc	0.00	260	87,310	Micro	United States	Consumer Cyclical
Sierra Bancorp	0.00	260	51,509	Micro	United States	Financial Services
China Yangtze Power Co Ltd	0.00	260	955,600	Giant	China	Utilities
Landec Corp	0.00	259	103,378	Micro	United States	Consumer Defensive
Shoe Carnival Inc	0.00	259	38,666	Micro	United States	Consumer Cyclical
New York & Co Inc	0.00	259	1,261,924	Micro	United States	Consumer Cyclical
Pakuwon Jati Tbk	0.00	258	65,824,398	Medium	Indonesia	Real Estate
Play Communications SA	0.00	257	416,858	Small	Luxembourg	Communication Services
Western Asset Mortgage Capital Corp	0.00	256	148,567	Micro	United States	Real Estate
Talaria Inc	0.00	256	1,285,235	Micro	United States	Technology
Genesis Healthcare Inc	0.00	253	3,608,170	Micro	United States	Healthcare
Profire Energy Inc	0.00	253	1,526,969	Micro	United States	Energy
Skyworth Digital Holdings Ltd	0.00	253	8,058,371	Medium	China	Technology
Esquire Financial Holdings Inc	0.00	252	195,153	Micro	United States	Financial Services
Foundation Building Materials Inc	0.00	252	390,621	Micro	United States	Industrials
Nexeo Solutions Inc	0.00	252	121,521	Small	United States	Basic Materials
Hovnanian Enterprises Inc	0.00	252	3,044,395	Micro	United States	Consumer Cyclical
Investors Title Co	0.00	251	29,012	Micro	United States	Financial Services
R.R.Donnelley & Sons Co	0.00	251	275,674	Micro	United States	Industrials
FTS International Inc	0.00	250	126,263	Small	United States	Energy
UMW Holdings Bhd	0.00	250	1,875,447	Medium	Malaysia	Consumer Cyclical
Altisource Portfolio Solutions SA	0.00	249	151,134	Micro	United States	Industrials
China Vanke Co Ltd	0.00	249	644,145	Giant	China	Real Estate
Zomedica Pharmaceuticals Corp	0.00	247	2,604,823	Micro	Canada	Healthcare
Arcelik AS	0.00	247	991,270	Small	Turkey	Technology
Macatawa Bank Corp	0.00	247	415,973	Micro	United States	Financial Services
MidWestOne Financial Group Inc	0.00	246	44,690	Micro	United States	Financial Services
PDL BioPharma Inc	0.00	246	566,020	Micro	United States	Healthcare
Seacor Marine Holdings Inc	0.00	246	65,781	Micro	United States	Industrials
Pacific City Financial Corp	0.00	243	251,864	Micro	United States	Financial Services
Farmers National Banc Corp	0.00	243	97,297	Micro	United States	Financial Services
Orchid Island Capital Inc	0.00	242	205,329	Micro	United States	Real Estate
VSE Corp	0.00	242	147,027	Micro	United States	Industrials
Digi International Inc	0.00	242	110,679	Micro	United States	Technology
Kingstone Companies Inc	0.00	242	256,369	Micro	United States	Financial Services
Türkiye Sise ve Cam Fabrikalari AS	0.00	241	2,350,868	Small	Turkey	Basic Materials
Southern First Bancshares Inc	0.00	241	123,944	Micro	United States	Financial Services
Heritage-Crystal Clean Inc	0.00	241	228,152	Micro	United States	Industrials
China International Marine Containers (Group) Co Ltd H	0.00	239	2,145,639	Large	China	Industrials
FGV Holdings Bhd	0.00	238	6,073,988	Medium	Malaysia	Consumer Defensive
LSC Communications Inc	0.00	238	134,597	Micro	United States	Industrials
Jiangsu Hengrui Medicine Co Ltd	0.00	238	246,502	Giant	China	Healthcare
Great Lakes Dredge & Dock Corp	0.00	237	240,103	Micro	United States	Industrials
Titan International Inc	0.00	236	200,625	Micro	United States	Industrials
Genting Plantations Bhd	0.00	234	992,079	Medium	Malaysia	Consumer Defensive
Emlak Konut Gayrimenkul Yatirim Ortakligi AS	0.00	233	7,669,968	Small	Turkey	Real Estate
Greenlight Capital Re Ltd Class A	0.00	233	120,051	Micro	United States	Financial Services
Ares Commercial Real Estate Corp	0.00	231	106,559	Micro	United States	Real Estate
Del Taco Restaurants Inc	0.00	231	126,049	Micro	United States	Consumer Cyclical
China Pacific Insurance (Group) Co Ltd	0.00	231	440,796	Giant	China	Financial Services
Vera Bradley Inc	0.00	230	97,552	Micro	United States	Consumer Cyclical
COSCO SHIPPING Energy Transportation Co Ltd H Shares	0.00	230	4,578,113	Medium	China	Industrials
Citi Trends Inc	0.00	230	51,743	Micro	United States	Consumer Cyclical
The Meet Group Inc	0.00	230	300,734	Micro	United States	Technology



# Target Date Fund 2020

**Total Stocks**  
6752

**Total Bonds**  
10626

**Total Cash**  
415

## Stock Portfolio Analysis as of 09-30-18

Security Name	Net Assets %	Market Value \$	Shares Owned	Market Cap	Country	Sector
Amryris Inc	0.00	230	613,481	Micro	United States	Basic Materials
Dynex Capital Inc	0.00	230	233,328	Micro	United States	Real Estate
Byline Bancorp Inc	0.00	229	65,579	Small	United States	Financial Services
Zion Oil & Gas Inc	0.00	229	3,805,494	Micro	United States	Energy
PT Waskita Karya (Persero) Tbk Class B	0.00	228	19,941,092	Medium	Indonesia	Industrials
RigNet Inc	0.00	228	239,363	Micro	United States	Technology
Yapi Ve Kredi Bankasi AS	0.00	228	7,302,719	Small	Turkey	Financial Services
CAR Inc	0.00	228	2,877,038	Medium	China	Industrials
PHH Corp	0.00	227	135,454	Micro	United States	Financial Services
Intrepid Potash Inc	0.00	226	414,661	Micro	United States	Basic Materials
Jernigan Capital Inc	0.00	226	77,171	Micro	United States	Real Estate
Clean Energy Fuels Corp	0.00	225	572,552	Micro	United States	Energy
KKR Real Estate Finance Trust Inc	0.00	225	73,804	Small	United States	Financial Services
Miller Industries Inc.	0.00	225	181,080	Micro	United States	Consumer Cyclical
Graham Corp	0.00	225	172,915	Micro	United States	Industrials
Lucky Cement Ltd	0.00	224	550,745	Medium	Pakistan	Basic Materials
Park-Ohio Holdings Corp	0.00	223	38,817	Micro	United States	Industrials
Hibbett Sports Inc	0.00	223	79,183	Micro	United States	Consumer Cyclical
Ribbon Communications Inc	0.00	223	217,956	Small	United States	Communication Services
Fang Holdings Ltd ADR	0.00	223	878,347	Medium	China	Technology
RBB Bancorp	0.00	221	60,761	Micro	United States	Financial Services
Exantas Capital Corp	0.00	221	135,577	Micro	United States	Real Estate
Cambium Learning Group Inc	0.00	221	411,404	Micro	United States	Consumer Defensive
Covenant Transportation Group Inc Class A	0.00	221	51,226	Micro	United States	Industrials
Perry Ellis International Inc	0.00	221	54,469	Micro	United States	Consumer Cyclical
Electrocore	0.00	220	241,600	—	United States	—
Isramco Inc	0.00	220	39,909	Micro	United States	Energy
China Petroleum & Chemical Corp	0.00	219	2,198,423	Giant	China	Energy
Evelo Biosciences Inc	0.00	219	399,917	Micro	United States	Healthcare
Textainer Group Holdings Ltd	0.00	218	116,300	Small	United States	Industrials
AAC Holdings Inc	0.00	218	638,406	Micro	United States	Healthcare
United States Cellular Corp	0.00	217	263,646	Medium	United States	Communication Services
The Habit Restaurants Inc A	0.00	216	93,331	Micro	United States	Consumer Cyclical
Vivint Solar Inc	0.00	215	936,738	Micro	United States	Technology
Barnes & Noble Inc	0.00	215	256,661	Micro	United States	Consumer Cyclical
Vectrus Inc	0.00	215	47,728	Micro	United States	Industrials
PDF Solutions Inc	0.00	215	539,430	Micro	United States	Technology
Reliant Bancorp Inc	0.00	215	190,499	Micro	United States	Financial Services
Diebold Nixdorf Inc	0.00	215	330,808	Micro	United States	Technology
Eidos Therapeutics Inc	0.00	215	488,078	Micro	United States	Healthcare
Braemar Hotels & Resorts Inc	0.00	213	126,477	Micro	United States	Real Estate
Ovid Therapeutics Inc	0.00	213	859,087	Micro	United States	Healthcare
Southern Missouri Bancorp Inc	0.00	213	130,695	Micro	United States	Financial Services
Kirkland's Inc	0.00	212	482,758	Micro	United States	Consumer Cyclical
WideOpenWest Inc	0.00	212	132,795	Small	United States	Communication Services
Southern National Bancorp of Virginia Inc	0.00	212	91,891	Micro	United States	Financial Services
SandRidge Energy Inc	0.00	212	136,949	Micro	United States	Energy
GNC Holdings Inc	0.00	211	359,574	Micro	United States	Consumer Defensive
Home Bancorp Inc	0.00	211	34,237	Micro	United States	Financial Services
Beazer Homes USA Inc	0.00	210	141,775	Micro	United States	Consumer Cyclical
Retail Value Inc	0.00	209	361,180	Micro	United States	Real Estate
Ping An Bank Co Ltd	0.00	208	1,416,530	Giant	China	Financial Services
American Railcar Industries Inc	0.00	207	32,292	Small	United States	Industrials
Rimini Street Inc	0.00	207	771,952	Micro	United States	Technology
Goosehead Insurance Inc Class A	0.00	205	43,951	Small	United States	Financial Services

# Target Date Fund 2020

**Total Stocks**  
6752

**Total Bonds**  
10626

**Total Cash**  
415

## Stock Portfolio Analysis as of 09-30-18

Security Name	Net Assets %	Market Value \$	Shares Owned	Market Cap	Country	Sector
CITIC Securities Co Ltd	0.00	205	935,616	Giant	China	Financial Services
American National Bankshares Inc	0.00	205	38,170	Micro	United States	Financial Services
Cross Country Healthcare Inc	0.00	205	170,520	Micro	United States	Industrials
Syndax Pharmaceuticals Inc	0.00	205	602,853	Micro	United States	Healthcare
Astro Malaysia Holdings Bhd	0.00	205	6,404,591	Medium	Malaysia	Consumer Cyclical
Bankwell Financial Group Inc	0.00	204	155,327	Micro	United States	Financial Services
Daseke Inc	0.00	204	185,615	Micro	United States	Industrials
CapStar Financial Holdings Inc	0.00	203	291,679	Micro	United States	Financial Services
Eclipse Resources Corp	0.00	203	4,093,305	Micro	United States	Energy
Türkiye Vakıflar Bankası TAO	0.00	203	3,622,430	Small	Turkey	Financial Services
Amalgamated Bank Ordinary Shares Class A	0.00	202	252,516	Micro	United States	Financial Services
Concert Pharmaceuticals Inc	0.00	202	100,312	Micro	United States	Healthcare
Powell Industries Inc	0.00	202	41,054	Micro	United States	Industrials
Ra Pharmaceuticals Inc	0.00	202	269,268	Micro	United States	Healthcare
Jiangsu Yanghe Brewery JSC Ltd	0.00	201	122,288	Giant	China	Consumer Defensive
pdvWireless Inc	0.00	200	43,913	Micro	United States	Communication Services
CRRC Corp Ltd	0.00	199	1,811,657	Giant	China	Industrials
Green Brick Partners Inc	0.00	198	482,280	Micro	United States	Real Estate
Ampio Pharmaceuticals Inc	0.00	198	9,588,658	Micro	United States	Healthcare
Citizens & Northern Corp	0.00	198	56,927	Micro	United States	Financial Services
Costamare Inc	0.00	197	229,373	Small	United States	Industrials
HCI Group Inc	0.00	197	34,026	Micro	United States	Financial Services
Trecora Resources	0.00	196	106,331	Micro	United States	Basic Materials
Foshan Haitian Flavouring and Food Co Ltd Class A	0.00	195	197,634	Giant	China	Consumer Defensive
First Internet Bancorp	0.00	195	48,888	Micro	United States	Financial Services
China United Network Communications Ltd	0.00	195	2,810,163	Giant	China	Communication Services
XOMA Corp	0.00	193	277,238	Micro	United States	Healthcare
Innovative Industrial Properties Inc A	0.00	191	30,859	Micro	United States	Real Estate
National Bankshares Inc	0.00	190	32,754	Micro	United States	Financial Services
Travelzoo	0.00	190	411,059	Micro	United States	Technology
Mesa Air Group Inc	0.00	190	351,443	Micro	United States	Industrials
Pioneer Energy Services Corp	0.00	189	1,651,197	Micro	United States	Energy
Tofas Turk Otomobil Fabrikasi AS	0.00	189	642,147	Small	Turkey	Consumer Cyclical
Oppenheimer Holdings Inc Class A	0.00	189	47,109	Micro	United States	Financial Services
Cherry Hill Mortgage Investment Corp	0.00	188	82,246	Micro	United States	Real Estate
The Lovesac Co	0.00	188	194,997	Micro	United States	Consumer Cyclical
Business First Bancshares Inc	0.00	186	56,069	Micro	United States	Financial Services
Tronc	0.00	185	91,160	—	United States	—
COSCO SHIPPING Development Co Ltd H	0.00	185	16,800,696	Medium	China	Industrials
Artesian Resources Corp Class A	0.00	185	40,474	Micro	United States	Utilities
Ulker Bisküvi Sanayi AS	0.00	184	810,906	Small	Turkey	Consumer Defensive
Community Health Systems Inc	0.00	184	430,242	Micro	United States	Healthcare
Sutherland Asset M	0.00	184	89,407	—	United States	—
Spok Holdings Inc	0.00	183	96,665	Micro	United States	Communication Services
First Bancorp Inc	0.00	183	51,386	Micro	United States	Financial Services
Western New England Bancorp Inc	0.00	182	137,836	Micro	United States	Financial Services
Nordic American Tankers Ltd	0.00	181	712,266	Micro	United States	Industrials
Peoples Financial Services Corp	0.00	180	35,110	Micro	United States	Financial Services
El Pollo Loco Holdings Inc	0.00	180	118,616	Micro	United States	Consumer Cyclical
NeoPhotonics Corp	0.00	180	179,354	Micro	United States	Technology
Titan Machinery Inc	0.00	180	96,134	Micro	United States	Industrials
Eastman Kodak Co	0.00	179	1,571,305	Micro	United States	Technology
Fortress Biotech Inc	0.00	178	3,044,396	Micro	United States	Healthcare
Del Frisco's Restaurant Group Inc	0.00	178	179,353	Micro	United States	Consumer Cyclical
Northrim BanCorp Inc	0.00	177	35,828	Micro	United States	Financial Services

# Target Date Fund 2020

**Total Stocks**  
6752

**Total Bonds**  
10626

**Total Cash**  
415

## Stock Portfolio Analysis as of 09-30-18

Security Name	Net Assets %	Market Value \$	Shares Owned	Market Cap	Country	Sector
Fidelity D & D Bancorp Inc	0.00	176	70,615	Micro	United States	Financial Services
Energy Fuels Inc	0.00	176	453,852	Micro	United States	Basic Materials
Malvern Bancorp Inc	0.00	176	203,383	Micro	United States	Financial Services
Hurco Companies Inc	0.00	175	33,007	Micro	United States	Technology
Switch Inc Class A	0.00	175	1,093,194	Small	United States	Technology
Proteostasis Therapeutics Inc	0.00	175	2,021,169	Micro	United States	Healthcare
Daktronics Inc	0.00	175	189,877	Micro	United States	Technology
Codorus Valley Bancorp Inc	0.00	172	47,651	Micro	United States	Financial Services
Cadiz Inc	0.00	172	133,509	Micro	United States	Utilities
MedEquities Realty Trust Inc	0.00	171	153,152	Micro	United States	Real Estate
Bojangles Inc	0.00	170	94,817	Micro	United States	Consumer Cyclical
BayCom Corp	0.00	170	55,796	Micro	United States	Financial Services
Asahi Holdings Inc	0.00	169	1,599	Small	Japan	Industrials
Daily Journal Corp	0.00	168	6,177	Micro	United States	Consumer Cyclical
Capital City Bank Group Inc	0.00	168	63,780	Micro	United States	Financial Services
Shiloh Industries Inc	0.00	168	442,822	Micro	United States	Industrials
Harvard Bioscience Inc	0.00	167	927,810	Micro	United States	Healthcare
Culp Inc	0.00	167	61,515	Micro	United States	Consumer Cyclical
AXT Inc	0.00	167	208,201	Micro	United States	Technology
Viacom Inc Class A	0.00	166	323,047	Medium	United States	Consumer Cyclical
Ameresco Inc Class A	0.00	166	109,057	Micro	United States	Industrials
Metropolitan Bank Holding Corp	0.00	166	36,202	Micro	United States	Financial Services
SmartFinancial Inc	0.00	166	63,212	Micro	United States	Financial Services
Magenta Therapeutics Inc	0.00	165	405,578	Micro	United States	Healthcare
Inner Mongolia Yili Industrial Group Co Ltd	0.00	165	609,535	Giant	China	Consumer Defensive
Twin Disc Inc	0.00	165	211,416	Micro	United States	Industrials
Eagle Bulk Shipping Inc	0.00	165	264,881	Micro	United States	Industrials
Entegra Financial Corp	0.00	165	183,466	Micro	United States	Financial Services
Farmer Bros Co	0.00	164	56,387	Micro	United States	Consumer Defensive
Baoshan Iron & Steel Co Ltd	0.00	164	1,993,962	Giant	China	Basic Materials
Reading International Inc	0.00	164	94,218	Micro	United States	Consumer Cyclical
Fonar Corp	0.00	164	195,623	Micro	United States	Healthcare
Arlington Asset Investment Corp A	0.00	163	159,383	Micro	United States	Financial Services
Summit Financial Group Inc	0.00	162	64,137	Micro	United States	Financial Services
Seneca Foods Corp Class A	0.00	162	44,174	Micro	United States	Consumer Defensive
Anhui Conch Cement Co Ltd Class A	0.00	162	424,441	Giant	China	Basic Materials
Grupa Azoty SA	0.00	161	265,419	Small	Poland	Basic Materials
Natural Gas Services Group Inc	0.00	161	70,552	Micro	United States	Energy
PICO Holdings Inc	0.00	160	118,617	Micro	United States	Real Estate
Daqin Railway Co Ltd	0.00	160	1,901,918	Large	China	Industrials
Unity Bancorp Inc	0.00	159	212,710	Micro	United States	Financial Services
ACNB Corp	0.00	158	40,017	Micro	United States	Financial Services
Poly Developments and Holdings Group Co Ltd	0.00	158	1,286,186	Giant	China	Real Estate
Bel Fuse Inc Class B	0.00	157	56,174	Micro	United States	Technology
Era Group Inc	0.00	155	120,537	Micro	United States	Industrials
Central Valley Community Bancorp	0.00	155	68,886	Micro	United States	Financial Services
China Merchants Shekou Industrial Zone Holdings Co Ltd	0.00	154	837,485	Giant	China	Real Estate
MeiraGTx Holdings PLC	0.00	153	358,165	Micro	United Kingdom	Healthcare
Shore Bancshares Inc	0.00	152	83,537	Micro	United States	Financial Services
Atlantic Power Corp	0.00	152	676,652	Micro	United States	Utilities
UFP Technologies Inc	0.00	152	40,507	Micro	United States	Consumer Cyclical
Hua Xia Bank Co Ltd	0.00	151	1,911,323	Large	China	Financial Services
Az. Bgp Holdings Common Stock	0.00	150	9,090,729,454	—	—	—
Ardmore Shipping Corp	0.00	149	229,021	Micro	United States	Industrials
Ames National Corp	0.00	148	54,628	Micro	United States	Financial Services
























































# Target Date Fund 2020

**Total Stocks**  
6752

**Total Bonds**  
10626

**Total Cash**  
415

## Stock Portfolio Analysis as of 09-30-18

Security Name	Net Assets %	Market Value \$	Shares Owned	Market Cap	Country	Sector
Zoe's Kitchen Inc	0.00	148	117,032	Micro	United States	 Consumer Cyclical
CECO Environmental Corp	0.00	147	188,913	Micro	United States	 Industrials
Luther Burbank Corp	0.00	146	136,823	Micro	United States	 Financial Services
Bluerock Residential Growth REIT Inc Class A	0.00	146	151,901	Micro	United States	 Real Estate
Clarus Corp	0.00	146	134,719	Micro	United States	 Consumer Cyclical
EMC Insurance Group Inc	0.00	146	60,220	Micro	United States	 Financial Services
Suning.com Co Ltd	0.00	145	1,161,205	Giant	China	 Consumer Cyclical
NextDecade Corp	0.00	145	862,125	Micro	United States	 Energy
Clear Channel Outdoor Holdings Inc	0.00	145	250,190	Small	United States	 Consumer Cyclical
Guaranty Bancshares Inc	0.00	144	49,244	Micro	United States	 Financial Services
MoneyGram International Inc	0.00	144	910,478	Micro	United States	 Financial Services
Northeast Bancorp	0.00	144	224,470	Micro	United States	 Financial Services
Charah Solutions Inc	0.00	144	616,586	Micro	United States	 Industrials
Territorial Bancorp Inc	0.00	144	50,377	Micro	United States	 Financial Services
SecureWorks Corp A	0.00	143	332,492	Small	United States	 Technology
Village Super Market Inc Class A	0.00	143	54,730	Micro	United States	 Consumer Defensive
Alpha & Omega Semiconductor Ltd	0.00	143	128,000	Small	Hong Kong	 Technology
Universal Stainless & Alloy Products Inc	0.00	142	58,355	Micro	United States	 Basic Materials
Gree Electric Appliances Inc of Zhuhai	0.00	141	389,370	Giant	China	 Consumer Cyclical
Midsouth Bancorp Inc	0.00	141	96,665	Micro	United States	 Financial Services
Radiant Logistics Inc	0.00	141	251,885	Micro	United States	 Industrials
Ashford Inc	0.00	141	64,205	Micro	United States	 Financial Services
Majesco	0.00	141	645,167	Micro	United States	 Technology
Norwood Financial Corp	0.00	141	38,014	Micro	United States	 Financial Services
Barnes & Noble Education Inc	0.00	141	258,444	Micro	United States	 Consumer Cyclical
Ramaco Resources Inc	0.00	141	652,956	Micro	United States	 Basic Materials
Timberland Bancorp Inc	0.00	140	47,651	Micro	United States	 Financial Services
Kangmei Pharmaceutical Co Ltd	0.00	139	715,394	Large	China	 Healthcare
Great Ajax Corp	0.00	139	109,378	Micro	United States	 Real Estate
Forestar Group Inc	0.00	138	70,218	Small	United States	 Real Estate
Bank Of China Ltd	0.00	138	4,207,775	Giant	China	 Financial Services
Premier Financial Bancorp Inc	0.00	138	80,511	Micro	United States	 Financial Services
First Financial Northwest Inc	0.00	137	293,967	Micro	United States	 Financial Services
Penns Woods Bancorp Inc	0.00	137	34,261	Micro	United States	 Financial Services
Evans Bancorp Inc	0.00	137	31,706	Micro	United States	 Financial Services
Weyco Group Inc	0.00	136	42,315	Micro	United States	 Consumer Cyclical
Dorian LPG Ltd	0.00	136	186,779	Micro	United States	 Industrials
Flexsteel Industries Inc	0.00	135	50,055	Micro	United States	 Consumer Cyclical
Farmland Partners Inc	0.00	135	222,184	Micro	United States	 Real Estate
Ardagh Group SA	0.00	135	707,377	Medium	Luxembourg	 Consumer Cyclical
BankFinancial Corp	0.00	135	93,391	Micro	United States	 Financial Services
Preformed Line Products Co	0.00	135	21,182	Micro	United States	 Technology
Synlogic Inc	0.00	134	104,759	Micro	United States	 Healthcare
Protective Insurance Corp Class B	0.00	134	64,863	Micro	United States	 Financial Services
MutualFirst Financial Inc	0.00	134	40,396	Micro	United States	 Financial Services
LSB Industries Inc	0.00	134	152,212	Micro	United States	 Basic Materials
Bassett Furniture Industries Inc	0.00	134	70,054	Micro	United States	 Consumer Cyclical
CP All PCL	0.00	133	1,063,689		Thailand	 Consumer Defensive
China Shenhua Energy Co Ltd	0.00	132	765,819	Giant	China	 Basic Materials
First Bank	0.00	132	113,205	Micro	United States	 Financial Services
Mining and Metallurgical Company NORILSK NICKEL PJSC ADR	0.00	131	132,023	Large	Russia	 Basic Materials
United States Lime & Minerals Inc	0.00	130	61,697	Micro	United States	 Basic Materials
KVH Industries Inc	0.00	130	113,637	Micro	United States	 Technology
Qingdao Haier Co Ltd	0.00	130	947,505	Large	China	 Consumer Cyclical
GP Strategies Corp	0.00	128	88,346	Micro	United States	 Consumer Defensive

# Target Date Fund 2020

**Total Stocks**  
6752

**Total Bonds**  
10626

**Total Cash**  
415

## Stock Portfolio Analysis as of 09-30-18

Security Name	Net Assets %	Market Value \$	Shares Owned	Market Cap	Country	Sector
Consolidated Water Co Ltd	0.00	128	107,482	Micro	United States	Utilities
NARI Technology Co Ltd	0.00	128	884,728	Large	China	Industrials
Century Bancorp Inc Class A	0.00	128	20,604	Micro	United States	Financial Services
Speedway Motorsports Inc	0.00	127	83,397	Small	United States	Consumer Cyclical
First Choice Bancorp	0.00	127	54,951	Micro	United States	Financial Services
Ardelyx Inc	0.00	126	342,215	Micro	United States	Healthcare
Nymox Pharmaceutical Corp	0.00	125	1,980,091	Micro	United States	Healthcare
PetroChina Co Ltd	0.00	124	1,702,847	Giant	China	Energy
BOE Technology Group Co Ltd	0.00	124	4,969,037	Large	China	Technology
Century Casinos Inc	0.00	124	199,549	Micro	United States	Consumer Cyclical
New China Life Insurance Co Ltd A	0.00	124	309,332	Giant	China	Financial Services
Red Lion Hotels Corp	0.00	124	119,091	Micro	United States	Consumer Cyclical
MBT Financial Corp	0.00	124	131,738	Micro	United States	Financial Services
L.B. Foster Co A	0.00	124	72,440	Micro	United States	Industrials
China Everbright Bank Co Ltd	0.00	124	3,993,746	Giant	China	Financial Services
FreightCar America Inc	0.00	123	92,634	Micro	United States	Industrials
Oil-Dri Corp of America	0.00	123	38,606	Micro	United States	Basic Materials
Windstream Holdings Inc	0.00	123	303,803	Micro	United States	Communication Services
Unum Therapeutics Inc	0.00	122	472,917	Micro	United States	Healthcare
Maiden Holdings Ltd	0.00	122	522,328	Micro	United States	Financial Services
RGC Resources Inc	0.00	121	55,733	Micro	United States	Utilities
AquaVenture Holdings Ltd	0.00	121	82,381	Micro	United States	Utilities
AgroFresh Solutions Inc	0.00	121	238,947	Micro	United States	Basic Materials
Bank of Commerce Holdings Inc	0.00	120	122,019	Micro	United States	Financial Services
Community Bankers Trust Corp	0.00	120	169,164	Micro	United States	Financial Services
Bank Of Jiangsu Co Ltd A	0.00	120	2,417,216	Large	China	Financial Services
C&F Financial Corp	0.00	120	25,339	Micro	United States	Financial Services
Olympic Steel Inc	0.00	119	71,329	Micro	United States	Basic Materials
Basic Energy Services Inc	0.00	119	149,013	Micro	United States	Energy
Northwest Pipe Co	0.00	119	75,375	Micro	United States	Industrials
Pyxus International Inc	0.00	119	64,722	Micro	United States	Consumer Defensive
Rocky Brands Inc	0.00	119	52,602	Micro	United States	Consumer Cyclical
Haitong Securities Co Ltd	0.00	118	1,742,788	Large	China	Financial Services
Teekay Tankers Ltd	0.00	117	1,507,022	Micro	United States	Industrials
First Business Financial Services Inc	0.00	117	64,222	Micro	United States	Financial Services
SilverBow Resources Inc	0.00	117	55,818	Micro	United States	Energy
Synalloy Corp	0.00	116	65,147	Micro	United States	Basic Materials
BCB Bancorp Inc	0.00	115	107,483	Micro	United States	Financial Services
Riverview Bancorp Inc	0.00	115	168,398	Micro	United States	Financial Services
GAMCO Investors Inc	0.00	115	207,984	Micro	United States	Financial Services
Lands' End Inc	0.00	114	84,822	Micro	United States	Consumer Cyclical
Focus Media Information Technology Co Ltd	0.00	114	1,839,331	Giant	China	Consumer Cyclical
Tiptree Inc	0.00	114	227,273	Micro	United States	Financial Services
Earthstone Energy Inc A	0.00	114	158,702	Micro	United States	Energy
Town Sports International Holdings Inc	0.00	112	563,123	Micro	United States	Consumer Cyclical
Bank Of Beijing Co Ltd	0.00	112	2,561,863	Giant	China	Financial Services
Gencor Industries Inc	0.00	111	404,235	Micro	United States	Industrials
Infrastructure and Energy Alternatives Inc	0.00	111	141,775	Micro	United States	Industrials
SeaSpine Holdings Corp	0.00	111	95,671	Micro	United States	Healthcare
Global Medical REIT Inc	0.00	111	158,030	Micro	United States	Real Estate
SB One Bancorp	0.00	111	59,074	Micro	United States	Financial Services
Stratus Properties Inc	0.00	111	48,649	Micro	United States	Real Estate
Overseas Shipholding Group Inc A	0.00	110	472,582	Micro	United States	Industrials
Ultra Petroleum Corp	0.00	110	1,329,139	Micro	United States	Energy
Biglari Holdings Inc	0.00	110	8,208	Micro	United States	Consumer Cyclical
























































# Target Date Fund 2020

**Total Stocks**  
6752

**Total Bonds**  
10626

**Total Cash**  
415

## Stock Portfolio Analysis as of 09-30-18

Security Name	Net Assets %	Market Value \$	Shares Owned	Market Cap	Country	Sector
BYD Co Ltd Class A	0.00	110	318,030	Giant	China	 Consumer Cyclical
Bank Of Nanjing Co Ltd	0.00	110	2,041,211	Large	China	 Financial Services
GAIN Capital Holdings Inc	0.00	109	229,021	Micro	United States	 Financial Services
Metallurgical Corp of China Ltd Class A	0.00	109	4,384,547	Large	China	 Industrials
Orrstown Financial Services Inc	0.00	109	62,549	Micro	United States	 Financial Services
The Bank of Princeton	0.00	109	48,743	Micro	United States	 Financial Services
The Container Store Group Inc	0.00	108	134,111	Micro	United States	 Consumer Cyclical
Chimerix Inc	0.00	107	382,683	Micro	United States	 Healthcare
Cloud Peak Energy Inc	0.00	107	647,232	Micro	United States	 Basic Materials
First Community Corp	0.00	107	61,513	Micro	United States	 Financial Services
Bank of Shanghai Co Ltd A	0.00	106	1,282,983	Giant	China	 Financial Services
Independence Holding Co	0.00	103	41,466	Micro	United States	 Financial Services
LCNB Corp	0.00	103	79,820	Micro	United States	 Financial Services
Liquidity Service Inc	0.00	103	234,432	Micro	United States	 Consumer Cyclical
NI Holdings Inc	0.00	102	88,242	Micro	United States	 Financial Services
Neon Therapeutics Inc	0.00	102	570,379	Micro	United States	 Healthcare
resTORbio Inc	0.00	101	321,732	Micro	United States	 Healthcare
Guotai Junan Securities Co Ltd	0.00	100	1,044,238	Giant	China	 Financial Services
Calithera Biosciences Inc	0.00	100	283,549	Micro	United States	 Healthcare
J. Alexander's Holdings Inc A	0.00	100	125,094	Micro	United States	 Consumer Cyclical
The Community Financial Corp	0.00	100	44,530	Micro	United States	 Financial Services
NCS Multistage Holdings Inc	0.00	99	90,166	Small	United States	 Energy
Gladstone Land Corp	0.00	99	120,636	Micro	United States	 Real Estate
The Eastern Co	0.00	99	52,416	Micro	United States	 Industrials
Natural Grocers by Vitamin Cottage Inc	0.00	99	88,138	Micro	United States	 Consumer Defensive
Sany Heavy Industry Co Ltd	0.00	99	1,758,452	Large	China	 Industrials
Power Construction Corporation of China Ltd	0.00	98	2,918,812	Large	China	 Industrials
China Fortune Land Development Co Ltd	0.00	98	616,477	Large	China	 Real Estate
Greenland Holdings Group Corporation Ltd	0.00	98	2,439,903	Large	China	 Real Estate
Acacia Research Corp	0.00	98	465,199	Micro	United States	 Industrials
Zijin Mining Group Co Ltd	0.00	98	4,373,982	Large	China	 Basic Materials
SI Financial Group Inc	0.00	97	106,331	Micro	United States	 Financial Services
Genco Shipping & Trading Ltd	0.00	97	106,331	Micro	United States	 Industrials
Parke Bancorp Inc	0.00	97	66,308	Micro	United States	 Financial Services
IES Holdings Inc	0.00	97	76,340	Micro	United States	 Industrials
Coastal Financial Corp	0.00	97	286,532	Micro	United States	 Financial Services
Prudential Bancorp Inc	0.00	96	85,999	Micro	United States	 Financial Services
Maxwell Technologies Inc	0.00	96	426,544	Micro	United States	 Technology
Shenzhen Overseas Chinese Town Co Ltd	0.00	96	2,478,563	Large	China	 Consumer Cyclical
GD Power Development Co Ltd	0.00	95	6,123,779	Large	China	 Utilities
Ohio Valley Banc Corporation	0.00	95	40,617	Micro	United States	 Financial Services
China Railway Construction Corp Ltd	0.00	95	1,400,449	Giant	China	 Industrials
Orient Securities Co Ltd	0.00	94	1,748,604	Large	China	 Financial Services
1st Constitution Bancorp	0.00	93	71,915	Micro	United States	 Financial Services
MVB Financial Corp	0.00	93	82,611	Micro	United States	 Financial Services
Willis Lease Finance Corp	0.00	93	141,148	Micro	United States	 Industrials
Boston Omaha Corp	0.00	93	49,788	Micro	United States	 Industrials
Hallmark Financial Services Inc	0.00	93	135,329	Micro	United States	 Financial Services
Safe Bulkers Inc	0.00	93	516,887	Micro	Marshall Islands	 Industrials
United Security Bancshares	0.00	92	134,111	Micro	United States	 Financial Services
Melinta Therapeutics Inc	0.00	92	376,870	Micro	United States	 Healthcare
First Northwest Bancorp	0.00	92	96,665	Micro	United States	 Financial Services
Bank Of Ningbo Co Ltd	0.00	91	879,242	Large	China	 Financial Services
Inner Mongolian Baotou Steel Union Co Ltd	0.00	91	9,406,779	Large	China	 Basic Materials
Pacific Mercantile Bancorp	0.00	91	159,211	Micro	United States	 Financial Services

# Target Date Fund 2020

**Total Stocks**  
6752

**Total Bonds**  
10626

**Total Cash**  
415

## Stock Portfolio Analysis as of 09-30-18

Security Name	Net Assets %	Market Value \$	Shares Owned	Market Cap	Country	Sector
Tetraphase Pharmaceuticals Inc	0.00	91	539,361	Micro	United States	Healthcare
ESSA Bancorp Inc	0.00	91	91,553	Micro	United States	Financial Services
GF Securities Co Ltd	0.00	91	1,127,428	Large	China	Financial Services
Safety, Income and Growth Inc	0.00	90	79,479	Micro	United States	Real Estate
Carbo Ceramics Inc	0.00	90	205,329	Micro	United States	Energy
Huatai Securities Co Ltd	0.00	89	991,432	Large	China	Financial Services
Immune Design Corp	0.00	89	1,411,902	Micro	United States	Healthcare
Chemung Financial Corp	0.00	89	35,085	Micro	United States	Financial Services
Weichai Power Co Ltd	0.00	89	1,826,399	Large	China	Industrials
OP Bancorp	0.00	89	128,332	Micro	United States	Financial Services
CB Financial Services Inc	0.00	89	48,255	Micro	United States	Financial Services
Middlefield Banc Corp	0.00	88	31,605	Micro	United States	Financial Services
Gemdale Corp	0.00	88	1,721,599	Large	China	Real Estate
SDIC Power Holdings Co Ltd	0.00	88	2,033,190	Large	China	Utilities
Lannett Co Inc	0.00	87	313,397	Micro	United States	Healthcare
Escalade Inc	0.00	86	115,846	Micro	United States	Consumer Cyclical
Donegal Group Inc Class A	0.00	86	104,759	Micro	United States	Financial Services
Saga Communications Inc	0.00	86	41,178	Micro	United States	Consumer Cyclical
Select Bancorp Inc	0.00	86	120,051	Micro	United States	Financial Services
Peoples Bancorp of North Carolina Inc	0.00	86	51,618	Micro	United States	Financial Services
AVIC Capital Co Ltd	0.00	85	3,343,670	Large	China	Financial Services
GulfMark Offshore Inc	0.00	85	39,909	Micro	United States	Energy
Bank Of Hangzhou Co Ltd A	0.00	85	1,996,878	Large	China	Financial Services
Purple Innovation Inc	0.00	84	839,822	Micro	United States	Consumer Cyclical
Mid Penn Bancorp Inc	0.00	84	51,067	Micro	United States	Financial Services
Sanan Optoelectronics Co Ltd	0.00	84	954,487	Large	China	Technology
Provident Bancorp Inc	0.00	83	168,257	Micro	United States	Financial Services
Constellation Pharmaceuticals Inc	0.00	83	723,774	Micro	United States	Healthcare
Value Line Inc	0.00	83	195,618	Micro	United States	Consumer Cyclical
AECC Aviation Power Co Ltd	0.00	83	649,023	Large	China	Industrials
China Northern Rare Earth (Group) High-Tech Co Ltd	0.00	82	1,526,451	Large	China	Basic Materials
Midstates Petroleum Co Inc	0.00	82	167,073	Micro	United States	Energy
TCL Corp	0.00	82	5,557,063	Large	China	Technology
PDL Community Bancorp	0.00	82	98,519	Micro	United States	Financial Services
County Bancorp Inc	0.00	82	59,309	Micro	United States	Financial Services
Flotek Industries Inc	0.00	81	620,264	Micro	United States	Energy
Smart & Final Stores Inc	0.00	81	261,165	Micro	United States	Consumer Defensive
Dawson Geophysical Co	0.00	80	240,489	Micro	United States	Energy
Lifetime Brands Inc	0.00	80	136,571	Micro	United States	Consumer Cyclical
Folli Follie SA	0.00	80	408,318	Micro	Greece	Consumer Cyclical
Francescas Holdings Corp	0.00	79	401,249	Micro	United States	Consumer Cyclical
BRT Apartments Corp	0.00	79	123,640	Micro	United States	Real Estate
First United Corp	0.00	79	79,182	Micro	United States	Financial Services
Oak Valley Bancorp	0.00	79	75,757	Micro	United States	Financial Services
Catalyst Biosciences Inc	0.00	79	138,091	Micro	United States	Healthcare
Central Bk Nigeria ([Wts/Rts]) 0%	0.00	79	1,639,572	—	Nigeria	—
Fuyao Glass Industry Group Co Ltd	0.00	78	613,571	Large	China	Consumer Cyclical
First Guaranty Bancshares Inc	0.00	77	57,947	Micro	United States	Financial Services
Luxshare Precision Industry Co Ltd	0.00	77	1,012,682	Large	China	Technology
First Savings Financial Group Inc	0.00	77	21,802	Micro	United States	Financial Services
Everbright Securities Co Ltd Class A	0.00	76	1,643,768	Large	China	Financial Services
China National Nuclear Power Co Ltd A	0.00	76	2,598,260	Large	China	Utilities
China Construction Bank Corp	0.00	76	2,162,025	Giant	China	Financial Services
NACCO Industries Inc A	0.00	76	45,455	Micro	United States	Basic Materials
Beijing Tongrentang Co Ltd	0.00	76	491,825	Large	China	Healthcare
























































# Target Date Fund 2020

**Total Stocks**  
6752

**Total Bonds**  
10626

**Total Cash**  
415

## Stock Portfolio Analysis as of 09-30-18

Security Name	Net Assets %	Market Value \$	Shares Owned	Market Cap	Country	Sector
Shenwan Hongyuan Group Co Ltd	0.00	75	3,470,035	Large	China	 Financial Services
Founder Securities Co Ltd	0.00	74	2,828,821	Large	China	 Financial Services
Shanghai International Airport Co Ltd	0.00	74	265,709	Large	China	 Industrials
Pier 1 Imports Inc	0.00	72	992,424	Micro	United States	 Consumer Cyclical
Spero Therapeutics Inc	0.00	72	463,467	Micro	United States	 Healthcare
Huadong Medicine Co Ltd	0.00	72	371,964	Large	China	 Healthcare
Empire Resorts Inc	0.00	72	523,773	Micro	United States	 Consumer Cyclical
Alico Inc	0.00	72	44,043	Micro	United States	 Consumer Defensive
China Eastern Airlines Corp Ltd	0.00	71	2,795,059	Large	China	 Industrials
Associated Capital Group Inc Shs -A	0.00	70	34,986	Small	United States	 Financial Services
Han's Laser Technology Industry Group Co Ltd	0.00	69	368,556	Large	China	 Industrials
China Merchants Securities Co Ltd	0.00	69	1,189,269	Large	China	 Financial Services
PHI Inc Non-Voting Shares	0.00	68	159,384	Micro	United States	 Industrials
Lundin Gold Inc	0.00	68	1,619	Small	Canada	 Basic Materials
Fusion Connect Inc	0.00	68	1,895,351	Micro	United States	 Communication Services
Huayu Automotive Systems Co Ltd	0.00	67	694,026	Large	China	 Consumer Cyclical
Shandong Gold Mining Co Ltd	0.00	67	659,728	Large	China	 Basic Materials
Crawford & Co Class B	0.00	66	161,632	Micro	United States	 Financial Services
Guangzhou Baiyunshan Pharmaceutical Holdings Co Ltd	0.00	66	426,658	Large	China	 Healthcare
AVIC Aircraft Co Ltd	0.00	65	983,304	Large	China	 Industrials
ZTE Corp	0.00	64	853,319	Large	China	 Technology
Shanghai Electric Group Co Ltd	0.00	64	2,962,938	Large	China	 Industrials
Surgutneftegas PJSC ADR	0.00	64	398,149	Large	Russia	 Energy
Menlo Therapeutics Inc	0.00	64	151,131	Micro	United States	 Healthcare
Zhejiang Chint Electrics Co Ltd	0.00	64	677,726	Large	China	 Industrials
Hallador Energy Co	0.00	63	239,331	Micro	United States	 Basic Materials
The New Home Co Inc	0.00	63	184,694	Micro	United States	 Consumer Cyclical
Big 5 Sporting Goods Corp	0.00	63	291,889	Micro	United States	 Consumer Cyclical
Tianqi Lithium Industries Inc	0.00	62	410,594	Large	China	 Basic Materials
J.Jill Inc	0.00	62	240,878	Micro	United States	 Consumer Cyclical
LiveXLive Media Inc	0.00	62	1,242,615	Micro	United States	 Consumer Cyclical
China Silver Group Ltd	0.00	61	42,269	Small	China	 Consumer Cyclical
Approach Resources Inc	0.00	60	667,548	Micro	United States	 Energy
Aisino Corp	0.00	60	561,078	Large	China	 Technology
Shanxi Xinghuacun Fen Wine Factory Co Ltd	0.00	60	330,203	Large	China	 Consumer Defensive
NantKwest Inc	0.00	60	402,334	Micro	United States	 Healthcare
Hengtong Optic-Electric Co Ltd	0.00	59	653,625	Large	China	 Technology
EP Energy Corp A	0.00	58	636,167	Micro	United States	 Energy
Muyuan Foods Co Ltd Class A	0.00	58	627,148	Large	China	 Consumer Defensive
Air China Ltd	0.00	57	1,916,020	Large	China	 Industrials
Ningbo Zhoushan Port Co Ltd	0.00	57	3,808,579	Large	China	 Industrials
Adams Resources & Energy Inc	0.00	57	35,059	Micro	United States	 Energy
Sichuan Chuantou Energy Co Ltd	0.00	56	1,863,442	Large	China	 Utilities
Smart Sand Inc	0.00	56	362,198	Micro	United States	 Basic Materials
Yonyou Network Technology Co Ltd	0.00	56	561,286	Large	China	 Technology
China Life Insurance Co Ltd	0.00	56	688,475	Giant	China	 Financial Services
Auburn National Bancorp Inc	0.00	56	38,847	Micro	United States	 Financial Services
Biglari Holdings Inc Ordinary Shares - Class A	0.00	56	1,615	Small	United States	 Consumer Cyclical
Zhejiang Dahua Technology Co Ltd	0.00	55	1,057,237	Large	China	 Industrials
FuelCell Energy Inc	0.00	54	1,391,245	Micro	United States	 Utilities
Bangkok Bank PCL	0.00	53	337,485		Thailand	 Financial Services
Ganfeng Lithium Co Ltd	0.00	53	480,634	Large	China	 Basic Materials
NewLink Genetics Corp	0.00	53	2,038,084	Micro	United States	 Healthcare
Tasly Pharmaceutical Group Co Ltd	0.00	53	682,513	Large	China	 Healthcare
DASAN Zhone Solutions Inc	0.00	51	104,906	Micro	United States	 Technology



# Target Date Fund 2020

			<b>Total Stocks</b>		<b>Total Bonds</b>		<b>Total Cash</b>
			6752		10626		415
<b>Stock Portfolio Analysis</b> as of 09-30-18							
Security Name	Net Assets %	Market Value \$	Shares Owned	Market Cap	Country	Sector	
O-film Tech Co Ltd	0.00	50	1,157,536	Large	China	Technology	
Surgutneftegas PJSC ADR	0.00	50	548,156	Large	Russia	Energy	
Tonghua Dongbao Pharmaceutical Co Ltd	0.00	50	860,791	Large	China	Healthcare	
Sichuan Kelun Pharmaceutical Co Ltd	0.00	50	585,517	Large	China	Healthcare	
Electrocore	0.00	50	106,329	—	United States	—	—
Americas Silver Corp	0.00	49	2,564	Micro	Canada	Basic Materials	
NantHealth Inc	0.00	49	3,102,590	Micro	United States	Technology	
Sears Holdings Corp	0.00	49	5,033,126	Micro	United States	Consumer Cyclical	
Yonghui Superstores Co Ltd	0.00	49	1,915,969	Large	China	Consumer Cyclical	
Yunnan Baiyao Group Co Ltd	0.00	48	222,885	Large	China	Healthcare	
Impac Mortgage Holdings Inc	0.00	47	198,747	Micro	United States	Financial Services	
Sasol Ltd ADR	0.00	47	58,736	Large	South Africa	Energy	
Luzhou Laojiao Co Ltd	0.00	46	328,688	Large	China	Consumer Defensive	
Natures Sunshine Products Inc	0.00	46	170,127	Micro	United States	Consumer Defensive	
Valhi Inc	0.00	46	2,136,458	Small	United States	Basic Materials	
Hundsun Technologies Inc	0.00	45	282,847	Large	China	Technology	
Zhangzhou Pientzhuang Pharmaceutical Co Ltd	0.00	45	154,203	Large	China	Healthcare	
Rosehill Resources Inc A	0.00	45	798,523	Micro	United States	Energy	
IRPC PCL	0.00	44	10,793,229	Large	Thailand	Energy	
Nordea Bank AB	0.00	44	2,131	—	Sweden	Financial Services	
Fluent Inc	0.00	43	692,391	Micro	United States	Consumer Cyclical	
Seazen Holdings Co Ltd Shs -A-	0.00	43	596,257	Large	China	Real Estate	
Bridgewater Bancshares Inc	0.00	39	114,334	Micro	United States	Financial Services	
Iflytek Co Ltd	0.00	36	546,549	Large	China	Technology	
Meinian Onehealth Healthcare Holdings Co Ltd	0.00	35	906,341	Large	China	Consumer Cyclical	
Shanghai Fosun Pharmaceutical (Group) Co Ltd	0.00	35	494,940	Large	China	Healthcare	
Beijing Shiji Information Technology Co Ltd	0.00	35	462,549	Large	China	Technology	
Fangda Carbon New Material Co Ltd	0.00	35	697,377	Large	China	Technology	
Beasley Broadcast Group Inc Class A	0.00	34	215,744	Micro	United States	Consumer Cyclical	
Severstal PAO GDR	0.00	34	136,314	Large	Russia	Basic Materials	
Transcontinental Realty Investors Inc	0.00	33	46,678	Micro	United States	Real Estate	
Zhejiang Huayou Cobalt Co Ltd	0.00	33	293,014	Large	China	Basic Materials	
Mandalay Resources Corp	0.00	33	53,934	Micro	Canada	Basic Materials	
NL Industries Inc	0.00	33	248,110	Micro	United States	Industrials	
Excellon Resources Inc	0.00	33	8,146	Micro	Canada	Basic Materials	
China Southern Airlines Co Ltd	0.00	32	2,309,888	Large	China	Industrials	
GoGold Resources Inc	0.00	32	23,698	Micro	Canada	Basic Materials	
Vital Therapies Inc	0.00	31	17,686,955	Micro	United States	Healthcare	
Minco Silver Corp	0.00	30	13,720	Micro	Canada	Basic Materials	
Molecular Templates Inc	0.00	30	276,187	Micro	United States	Healthcare	
Quintana Energy Services Inc	0.00	29	202,814	Micro	United States	Energy	
GTx Inc	0.00	29	3,102,511	Micro	United States	Healthcare	
Spirit of Texas Bancshares Inc	0.00	26	68,951	Micro	United States	Financial Services	
Arsanis Inc	0.00	25	3,006,796	Micro	United States	Healthcare	
Levon Resources Ltd	0.00	25	52,136	Micro	Canada	Basic Materials	
scPharmaceuticals Inc	0.00	25	253,603	Micro	United States	Healthcare	
Level One Bancorp Inc	0.00	24	53,548	Micro	United States	Financial Services	
Wipro Ltd ADR	0.00	23	435,594	Giant	India	Technology	
Ryanair Holdings PLC	0.00	23	1,888,329	Large	United Kingdom	Industrials	
Golden Minerals Co	0.00	22	29,527	Micro	United States	Basic Materials	
American Realty Investors Inc	0.00	21	87,979	Micro	United States	Real Estate	
Babcock & Wilcox Enterprises Inc	0.00	20	1,445,273	Micro	United States	Technology	
LONGi Green Energy Technology Co Ltd Class A	0.00	19	1,099,587	Large	China	Technology	
Griffin Industrial Realty Inc	0.00	19	38,168	Micro	United States	Real Estate	
Patagonia Gold PLC	0.00	17	347,963	Micro	United Kingdom	Basic Materials	

# Target Date Fund 2020

**Total Stocks**  
6752

**Total Bonds**  
10626

**Total Cash**  
415

## Stock Portfolio Analysis as of 09-30-18

Security Name	Net Assets %	Market Value \$	Shares Owned	Market Cap	Country	Sector
Standard Life Aberdeen PLC	0.00	15	5,818	Medium	United Kingdom	Financial Services
Compz International Inc	0.00	14	109,455	Micro	United States	Industrials
Banco Santander (Brasil) SA ADR	0.00	14	257,601	Giant	Brazil	Financial Services
Sulliden Mining Capital Inc	0.00	13	1,948,355	Micro	Canada	Basic Materials
Banpu PCL	0.00	13	3,842,044		Thailand	Basic Materials
Dr Reddy's Laboratories Ltd ADR	0.00	12	65,597	Large	India	Healthcare
Smith (DS) PLC	0.00	11	3,721	Medium	United Kingdom	Consumer Cyclical
Rentokil Initial PLC	0.00	10	5,590	Medium	United Kingdom	Industrials
Oconee Federal Financial Corp	0.00	10	55,272	Micro	United States	Financial Services
ASR Nederland NV	0.00	10	487	Medium	Netherlands	Financial Services
Logitech International SA	0.00	10	517	Medium	United States	Technology
Kingspan Group PLC	0.00	10	498	Medium	United Kingdom	Basic Materials
GAIL (India) Ltd GDR	0.00	10	71,592	Large	India	Utilities
Halma PLC	0.00	10	1,232	Medium	United Kingdom	Industrials
Spirax-Sarco Engineering PLC	0.00	9	244	Medium	United Kingdom	Industrials
Svenska Cellulosa AB B	0.00	9	2,050	Medium	Sweden	Basic Materials
GN Store Nord A/S	0.00	9	476	Medium	Denmark	Healthcare
Pigeon Corp	0.00	9	412	Medium	Japan	Consumer Defensive
Ocado Group PLC	0.00	9	1,979	Medium	United Kingdom	Consumer Defensive
Nuverra Environmental Solutions Inc	0.00	9	133,872	Micro	United States	Industrials
Hiscox Ltd	0.00	9	1,082	Medium	United Kingdom	Financial Services
Orpea SA	0.00	8	179	Medium	France	Healthcare
Rightmove PLC	0.00	8	3,779	Medium	United Kingdom	Technology
Swedish Orphan Biovitrum AB	0.00	8	794	Medium	Sweden	Healthcare
FinecoBank SpA	0.00	8	1,735	Medium	Italy	Financial Services
Innogy Se	0.00	8	547	—	Germany	—
Elis SA	0.00	7	985	Medium	France	Industrials
Wix.com Ltd	0.00	7	194	Medium	Israel	Technology
Scout24 AG	0.00	7	498	Medium	Germany	Technology
InterXion Holding NV	0.00	7	345	Medium	Netherlands	Technology
Fevertree Drinks PLC	0.00	7	493	Medium	United Kingdom	Consumer Defensive
Trelleborg AB B	0.00	7	1,139	Medium	Sweden	Industrials
Galapagos NV	0.00	7	205	Medium	Belgium	Healthcare
Sojitz Corp	0.00	7	6,430	Medium	Japan	Industrials
Bellway PLC	0.00	7	590	Medium	United Kingdom	Consumer Cyclical
Burford Capital Ltd	0.00	7	915	Medium	United Kingdom	Financial Services
Elekta AB B	0.00	7	1,726	Medium	Sweden	Healthcare
Phoenix Group Holdings	0.00	7	2,633	Medium	United Kingdom	Financial Services
NIBE Industrier AB B	0.00	7	1,938	Medium	Sweden	Basic Materials
Amer Sports Oyj	0.00	7	568	Medium	Finland	Consumer Cyclical
Just Eat PLC	0.00	7	2,655	Medium	United Kingdom	Technology
Georg Fischer AG	0.00	7	20	Medium	Switzerland	Industrials
Rubis SCA	0.00	6	429	Medium	France	Utilities
Tullow Oil PLC	0.00	6	6,759	Medium	United Kingdom	Energy
Rheinmetall AG	0.00	6	222	Medium	Germany	Industrials
Magnit PJSC	0.00	6	38,778	Medium	Russia	Consumer Defensive
B&M European Value Retail SA	0.00	6	4,601	Medium	United Kingdom	Consumer Defensive
TGS-NOPEC Geophysical Co ASA	0.00	6	570	Medium	Norway	Energy
Royal UNIBREW A/S	0.00	6	282	Medium	Denmark	Consumer Defensive
Cellnex Telecom SA	0.00	6	883	Medium	Spain	Communication Services
SSP Group PLC	0.00	6	2,456	Medium	United Kingdom	Consumer Cyclical
ams AG	0.00	6	413	Medium	Austria	Technology
Geralto	0.00	6	398	Medium	Netherlands	Technology
Helvetia Holding AG	0.00	6	38	Medium	Switzerland	Financial Services
Israel Discount Bank Ltd Class A	0.00	6	6,957	Medium	Israel	Financial Services

# Target Date Fund 2020

**Total Stocks**  
6752

**Total Bonds**  
10626

**Total Cash**  
415

## Stock Portfolio Analysis as of 09-30-18

Security Name	Net Assets %	Market Value \$	Shares Owned	Market Cap	Country	Sector
Aalberts Industries NV	0.00	6	545	Medium	Netherlands	Industrials
IMCD NV	0.00	6	298	Medium	Netherlands	Basic Materials
Nihon M&A Center Inc	0.00	6	773	Medium	Japan	Financial Services
Rockwool International A/S B	0.00	6	54	Medium	Denmark	Basic Materials
Storebrand ASA	0.00	6	2,600	Medium	Norway	Financial Services
TAG Immobilien AG	0.00	6	975	Medium	Germany	Real Estate
RPC Group PLC	0.00	6	2,239	Medium	United Kingdom	Consumer Cyclical
Electrocomponents PLC	0.00	6	2,478	Medium	United Kingdom	Industrials
NEX Group PLC	0.00	6	1,790	Medium	United Kingdom	Financial Services
Tate & Lyle PLC	0.00	6	2,606	Medium	United Kingdom	Consumer Defensive
Beazley PLC	0.00	6	3,117	Medium	United Kingdom	Financial Services
Unione di Banche Italiane SpA	0.00	6	5,782	Medium	Italy	Financial Services
Cineworld Group PLC	0.00	6	5,639	Medium	United Kingdom	Consumer Cyclical
PTT Global Chemical PCL	0.00	6	903,678	Large	Thailand	Basic Materials
Intermediate Capital Group PLC	0.00	6	1,633	Medium	United Kingdom	Financial Services
Ambu A/S B	0.00	6	966	Medium	Denmark	Healthcare
ASOS PLC	0.00	6	309	Medium	United Kingdom	Consumer Cyclical
Asahi Intecc Co Ltd	0.00	6	531	Medium	Japan	Healthcare
TIS Inc	0.00	6	464	Medium	Japan	Technology
Homeserve PLC	0.00	6	1,736	Medium	United Kingdom	Industrials
Sartorius Stedim Biotech SA	0.00	5	169	Large	France	Healthcare
BBA Aviation PLC	0.00	5	5,921	Medium	United Kingdom	Industrials
Subsea 7 SA	0.00	5	1,570	Medium	United Kingdom	Energy
Tokai Carbon Co Ltd	0.00	5	1,182	Medium	Japan	Basic Materials
Flughafen Zuerich AG	0.00	5	114	Medium	Switzerland	Industrials
Atlas Arteria Ltd	0.00	5	4,595	Medium	Australia	Industrials
IMI PLC	0.00	5	1,622	Medium	United Kingdom	Industrials
Euronext NV	0.00	5	353	Medium	France	Financial Services
Ackermans & Van Haaren NV	0.00	5	133	Medium	Belgium	Financial Services
Kesko Oyj B	0.00	5	427	Medium	Finland	Consumer Defensive
Advantest Corp	0.00	5	1,102	Medium	Japan	Technology
Pennon Group PLC	0.00	5	2,495	Medium	United Kingdom	Utilities
PeptiDream Inc	0.00	5	582	Medium	Japan	Healthcare
Hikma Pharmaceuticals PLC	0.00	5	962	Medium	United Kingdom	Healthcare
SimCorp A/S	0.00	5	268	Medium	Denmark	Technology
HASEKO Corp	0.00	5	1,787	Medium	Japan	Consumer Cyclical
Howden Joinery Group PLC	0.00	5	3,796	Medium	United Kingdom	Consumer Cyclical
Banco BPM SpA	0.00	5	9,412	Medium	Italy	Financial Services
SodaStream International Ltd	0.00	5	162	Medium	Israel	Consumer Cyclical
Spectris PLC	0.00	5	750	Medium	United Kingdom	Technology
CYBG PLC	0.00	5	5,496	Medium	United Kingdom	Financial Services
Inchcape PLC	0.00	5	2,660	Medium	United Kingdom	Consumer Cyclical
Rotork PLC	0.00	5	5,385	Medium	United Kingdom	Industrials
Man Group PLC	0.00	5	10,089	Medium	United Kingdom	Financial Services
Hays PLC	0.00	5	8,724	Medium	United Kingdom	Industrials
Abcam PLC	0.00	5	1,243	Medium	United Kingdom	Healthcare
Beach Energy Ltd	0.00	5	14,989	Medium	Australia	Energy
MonotaRO Co Ltd	0.00	5	823	Medium	Japan	Industrials
Victrex PLC	0.00	5	533	Medium	United Kingdom	Basic Materials
Saipem SpA	0.00	5	3,764	Medium	Italy	Energy
Cobham PLC	0.00	5	15,244	Medium	United Kingdom	Industrials
Huhtamaki Oyj	0.00	5	724	Medium	Finland	Consumer Cyclical
Square Enix Holdings Co Ltd	0.00	5	561	Medium	Japan	Technology
Downer EDI Ltd	0.00	5	4,065	Medium	Australia	Industrials
MorphoSys AG	0.00	5	217	Medium	Germany	Healthcare

# Target Date Fund 2020

**Total Stocks**  
6752

**Total Bonds**  
10626

**Total Cash**  
415

## Stock Portfolio Analysis as of 09-30-18

Security Name	Net Assets %	Market Value \$	Shares Owned	Market Cap	Country	Sector
Bechtle AG	0.00	5	228	Medium	Germany	Technology
Lagardere SCA	0.00	5	754	Medium	France	Consumer Cyclical
Saab AB B	0.00	5	462	Medium	Sweden	Industrials
AAK AB	0.00	5	1,340	Medium	Sweden	Consumer Defensive
Viscofan SA	0.00	5	318	Medium	Spain	Consumer Defensive
Grenkeleasing AG	0.00	5	195	Medium	Germany	Financial Services
Rohto Pharmaceutical Co Ltd	0.00	5	661	Medium	Japan	Healthcare
Comsys Holdings Corp	0.00	5	783	Medium	Japan	Industrials
Jyske Bank A/S	0.00	5	479	Medium	Denmark	Financial Services
CyberArk Software Ltd	0.00	5	291	Small	United States	Technology
Metro Bank PLC	0.00	5	598	Medium	United Kingdom	Financial Services
Carl Zeiss Meditec AG	0.00	5	276	Medium	Germany	Healthcare
Ebara Corp	0.00	5	672	Medium	Japan	Industrials
Glanbia PLC	0.00	5	1,346	Medium	Ireland	Consumer Defensive
WorleyParsons Ltd	0.00	5	1,570	Medium	Australia	Energy
ALS Ltd	0.00	5	3,588	Medium	Australia	Industrials
Worldline SA	0.00	5	362	Medium	France	Industrials
Nichirei Corp	0.00	5	876	Medium	Japan	Consumer Defensive
Nemetschek SE	0.00	5	159	Medium	Germany	Technology
TLG Immobilien AG	0.00	5	889	Small	Germany	Real Estate
Galenica Ltd.	0.00	5	406	Medium	Switzerland	Healthcare
Sunrise Communications Group AG	0.00	5	255	Medium	Switzerland	Communication Services
Fastighets AB Balder B	0.00	5	837	Medium	Sweden	Real Estate
SBM Offshore NV	0.00	4	1,282	Medium	Brazil	Energy
Matsumotokiyoshi Holdings Co Ltd	0.00	4	566	Medium	Japan	Consumer Defensive
Alten	0.00	4	226	Medium	France	Technology
Sofina SA	0.00	4	116	Medium	Belgium	Financial Services
Relo Group Inc	0.00	4	789	Medium	Japan	Industrials
Quilter PLC Ordinary Shares	0.00	4	13,252	Medium	United Kingdom	Financial Services
The Star Entertainment Group Ltd	0.00	4	6,180	Medium	Australia	Consumer Cyclical
Nippon Shinyaku Co Ltd	0.00	4	354	Medium	Japan	Healthcare
VAT Group AG	0.00	4	206	Medium	Switzerland	Industrials
Capita PLC	0.00	4	12,454	Medium	United Kingdom	Industrials
Whitehaven Coal Ltd	0.00	4	5,896	Medium	Australia	Basic Materials
IG Group Holdings PLC	0.00	4	2,807	Medium	United Kingdom	Financial Services
Orbotech Ltd	0.00	4	390	Medium	China	Technology
Signify NV	0.00	4	896	Medium	Netherlands	Technology
DIC Corp	0.00	4	645	Medium	Japan	Basic Materials
Tecan Group Ltd	0.00	4	98	Medium	Switzerland	Healthcare
CA Immobilien Anlagen AG Bearer form	0.00	4	649	Medium	Austria	Real Estate
Orora Ltd	0.00	4	9,661	Medium	Australia	Consumer Cyclical
Denka Co Ltd	0.00	4	666	Medium	Japan	Basic Materials
freenet AG	0.00	4	965	Medium	Germany	Communication Services
Cleanaway Waste Management Ltd	0.00	4	17,062	Medium	Australia	Industrials
WH Smith PLC	0.00	4	863	Medium	United Kingdom	Consumer Cyclical
CTS Eventim AG & Co. KGaA	0.00	4	517	Medium	Germany	Consumer Cyclical
Kindred Group PLC DR	0.00	4	2,068	Small	Malta	Consumer Cyclical
Close Brothers Group PLC	0.00	4	1,125	Medium	United Kingdom	Financial Services
Sankyu Inc	0.00	4	413	Medium	Japan	Industrials
Azbil Corp	0.00	4	1,066	Medium	Japan	Industrials
Inmarsat PLC	0.00	4	3,559	Medium	United Kingdom	Communication Services
Iluka Resources Ltd	0.00	4	3,224	Medium	Australia	Basic Materials
A2A SpA	0.00	4	13,365	Medium	Italy	Utilities
Valmet Corp	0.00	4	1,040	Medium	Finland	Industrials
Wienerberger AG	0.00	4	928	Medium	Austria	Basic Materials

# Target Date Fund 2020

**Total Stocks**  
6752

**Total Bonds**  
10626

**Total Cash**  
415

## Stock Portfolio Analysis as of 09-30-18

Security Name	Net Assets %	Market Value \$	Shares Owned	Market Cap	Country	Sector
Italgas SpA	0.00	4	4,275	Medium	Italy	Utilities
OC Oerlikon Corp AG, Pfaffikon	0.00	4	1,684	Medium	Switzerland	Industrials
Altium Ltd	0.00	4	1,173	Medium	Australia	Technology
Welcia Holdings Co Ltd	0.00	4	409	Medium	Japan	Consumer Defensive
Banco Comercial Portugues SA	0.00	4	78,358	Medium	Portugal	Financial Services
Dechra Pharmaceuticals PLC	0.00	4	817	Medium	United Kingdom	Healthcare
Hexpol AB B	0.00	4	2,106	Medium	Sweden	Basic Materials
Skylark Holdings Co Ltd	0.00	4	1,568	Medium	Japan	Consumer Cyclical
Cembra Money Bank AG	0.00	4	255	Small	Switzerland	Financial Services
Aggreko PLC	0.00	4	2,040	Medium	United Kingdom	Industrials
Qube Holdings Ltd	0.00	4	11,749	Medium	Australia	Industrials
Corn Hem Holding AB	0.00	4	1,404	Medium	Sweden	Consumer Cyclical
Miura Co Ltd	0.00	4	749	Medium	Japan	Industrials
NetLink NBN Trust Regs Units Regs S	0.00	4	40,655	Medium	Singapore	Technology
Spark Infrastructure Group	0.00	4	14,320	Medium	Australia	Utilities
Bakkafrost P/F	0.00	4	381	Medium	Norway	Consumer Defensive
Evotec AG	0.00	4	1,089	Medium	Germany	Healthcare
Sopra Steria Group SA	0.00	4	145	Medium	France	Technology
Topdanmark A/S	0.00	4	508	Medium	Denmark	Financial Services
Koninklijke Boskalis Westminster NV	0.00	4	737	Medium	Netherlands	Industrials
Reliance Worldwide Corp Ltd	0.00	4	6,204	Medium	Australia	Basic Materials
Holmen AB B	0.00	4	892	Medium	Sweden	Basic Materials
Thule Group AB	0.00	4	960	Small	Sweden	Consumer Cyclical
Konecranes Oyj	0.00	4	606	Medium	Finland	Industrials
Link Administration Holdings Ltd	0.00	4	4,123	Medium	Australia	Financial Services
William Hill PLC	0.00	4	7,060	Medium	United Kingdom	Consumer Cyclical
ASM International NV	0.00	4	448	Small	United States	Technology
Dometic Group AB	0.00	4	2,648	Small	Sweden	Technology
Siltronic AG	0.00	4	189	Medium	Germany	Technology
Leroy Seafood Group ASA	0.00	4	2,845	Medium	Norway	Consumer Defensive
Britvic PLC	0.00	4	2,274	Small	United Kingdom	Consumer Defensive
BTG PLC	0.00	4	3,227	Medium	United Kingdom	Healthcare
Modern Times Group MTG AB B	0.00	4	633	Small	Sweden	Consumer Cyclical
Acciona SA	0.00	4	256	Medium	Spain	Industrials
Kyowa Execo Corp	0.00	4	793	Medium	Japan	Industrials
Takara Holdings Inc	0.00	4	1,579	Medium	Japan	Consumer Defensive
SailMar ASA	0.00	4	465	Medium	Norway	Consumer Defensive
EVRAZ PLC	0.00	4	3,141	Medium	United Kingdom	Basic Materials
Getinge AB B	0.00	4	2,016	Medium	Sweden	Healthcare
Interpump Group SpA	0.00	4	709	Medium	Italy	Industrials
Indutrade AB	0.00	4	858	Medium	Sweden	Industrials
Charter Hall Group	0.00	4	4,480	Medium	Australia	Real Estate
Nankai Electric Railway Co Ltd	0.00	4	923	Medium	Japan	Industrials
CIE Automotive SA	0.00	4	741	Medium	Spain	Consumer Cyclical
Aker ASA A	0.00	4	257	Medium	Norway	Financial Services
AVEVA Group PLC	0.00	4	615	Medium	United Kingdom	Technology
Gerresheimer AG	0.00	4	275	Small	Germany	Healthcare
JD Sports Fashion PLC	0.00	4	3,877	Medium	United Kingdom	Consumer Cyclical
Ansell Ltd	0.00	4	1,270	Medium	Australia	Healthcare
Capital & Counties Properties PLC	0.00	4	6,683	Medium	United Kingdom	Real Estate
SPIE SA	0.00	4	1,166	Medium	France	Industrials
Contact Energy Ltd	0.00	4	6,005	Medium	New Zealand	Utilities
Rocket Internet SE	0.00	4	741	Medium	Germany	Technology
UDG Healthcare PLC	0.00	4	2,615	Small	Ireland	Healthcare
Anritsu Corp	0.00	4	1,408	Medium	Japan	Technology

# Target Date Fund 2020

**Total Stocks**  
6752

**Total Bonds**  
10626

**Total Cash**  
415

## Stock Portfolio Analysis as of 09-30-18

Security Name	Net Assets %	Market Value \$	Shares Owned	Market Cap	Country	Sector
Hera SpA	0.00	4	7,450	Medium	Italy	Utilities
Duerr AG	0.00	4	515	Medium	Germany	Industrials
Kagome Co Ltd	0.00	4	804	Medium	Japan	Consumer Defensive
Daily Mail and General Trust PLC Class A	0.00	4	2,535	Medium	United Kingdom	Consumer Cyclical
Magellan Financial Group Ltd	0.00	4	1,158	Medium	Australia	Financial Services
Plastic Omnium	0.00	4	615	Medium	France	Consumer Cyclical
FLSmidth & Co. A/S	0.00	4	373	Medium	Denmark	Industrials
Aica Kogyo Co Ltd	0.00	4	574	Medium	Japan	Basic Materials
Aurubis AG	0.00	4	332	Medium	Germany	Basic Materials
ENCE Energia y Celulosa SA	0.00	4	2,284	Small	Spain	Basic Materials
dorma + kaba Holding AG	0.00	4	31	Medium	Switzerland	Industrials
KBC Ancora CVA	0.00	4	456	Medium	Belgium	Financial Services
Stegfried Holding AG	0.00	4	50	Small	Switzerland	Healthcare
Rational AG	0.00	4	32	Medium	Germany	Industrials
Sumitomo Forestry Co Ltd	0.00	4	1,335	Medium	Japan	Consumer Cyclical
Bucher Industries AG	0.00	4	72	Medium	Switzerland	Industrials
Immofinanz AG	0.00	3	890	Medium	Austria	Real Estate
ITO EN Ltd	0.00	3	523	Medium	Japan	Consumer Defensive
PageGroup PLC	0.00	3	3,111	Small	United Kingdom	Industrials
STADA Arzneimittel AG	0.00	3	246	Medium	Germany	Healthcare
Idorsia Ltd	0.00	3	917	Medium	Switzerland	Healthcare
Renishaw PLC	0.00	3	375	Medium	United Kingdom	Technology
Mapletree Commercial Trust	0.00	3	19,696	Large	Singapore	Real Estate
Balfour Beatty PLC	0.00	3	6,493	Small	United Kingdom	Industrials
Sotetsu Holdings Inc	0.00	3	694	Medium	Japan	Industrials
Nihon Kohden Corp	0.00	3	732	Medium	Japan	Healthcare
TKH Group NV	0.00	3	412	Small	Netherlands	Technology
Diasorin SpA	0.00	3	221	Medium	Italy	Healthcare
Diploma PLC	0.00	3	1,257	Small	United Kingdom	Industrials
Sanwa Holdings Corp	0.00	3	1,948	Medium	Japan	Basic Materials
OCI NV	0.00	3	726	Medium	Netherlands	Basic Materials
Loomis AB B	0.00	3	721	Small	Sweden	Industrials
Banque Cantonale Vaudoise	0.00	3	31	Medium	Switzerland	Financial Services
QinetiQ Group PLC	0.00	3	6,218	Small	United Kingdom	Industrials
Nexity SA	0.00	3	420	Medium	France	Real Estate
NOF Corp	0.00	3	687	Medium	Japan	Basic Materials
Kewpie Corp	0.00	3	1,002	Medium	Japan	Consumer Defensive
Taiyo Yuden Co Ltd	0.00	3	1,032	Medium	Japan	Technology
Hemfosa Fastigheter AB	0.00	3	1,685	Small	Sweden	Real Estate
Washington H Soul Pattinson & Co Ltd	0.00	3	1,236	Medium	Australia	Industrials
Carsales.com Ltd	0.00	3	2,218	Medium	Australia	Technology
Applus Services SA	0.00	3	1,630	Small	Spain	Industrials
Ascential PLC	0.00	3	4,258	Small	United Kingdom	Consumer Cyclical
Tower Semiconductor Ltd	0.00	3	1,066	Small	Israel	Technology
BillrudKorsnas AB	0.00	3	1,798	Small	Sweden	Basic Materials
Boohoo Group PLC	0.00	3	7,599	Medium	United Kingdom	Consumer Cyclical
Cerved Group SpA	0.00	3	2,152	Small	Italy	Financial Services
Izumi Co Ltd	0.00	3	349	Medium	Japan	Consumer Defensive
Bolsas y Mercados Espanoles	0.00	3	718	Small	Spain	Financial Services
Acerinox SA	0.00	3	1,622	Medium	Spain	Basic Materials
Software AG	0.00	3	509	Medium	Germany	Technology
Seino Holdings Co Ltd	0.00	3	1,535	Medium	Japan	Industrials
SCSK Corp	0.00	3	491	Medium	Japan	Technology
Cosmo Energy Holdings Co Ltd	0.00	3	564	Medium	Japan	Energy
Xinyi Glass Holdings Ltd	0.00	3	18,362	Large	Hong Kong	Basic Materials

# Target Date Fund 2020

**Total Stocks**  
6752

**Total Bonds**  
10626

**Total Cash**  
415

## Stock Portfolio Analysis as of 09-30-18

Security Name	Net Assets %	Market Value \$	Shares Owned	Market Cap	Country	Sector
TechnoPro Holdings Inc	0.00	3	374	Medium	Japan	Industrials
Kinden Corp	0.00	3	1,449	Medium	Japan	Industrials
Sophos Group PLC	0.00	3	3,647	Medium	United Kingdom	Technology
Ezaki Glico Co Ltd	0.00	3	472	Medium	Japan	Consumer Defensive
Cofinimmo SA/NV	0.00	3	186	Small	Belgium	Real Estate
Pilot Corp	0.00	3	386	Medium	Japan	Industrials
John Laing Group PLC	0.00	3	5,697	Small	United Kingdom	Industrials
Screen Holdings Co Ltd	0.00	3	397	Medium	Japan	Technology
DuluxGroup Ltd	0.00	3	4,182	Medium	Australia	Basic Materials
Aareal Bank AG	0.00	3	555	Small	Germany	Financial Services
Jenoptik AG	0.00	3	630	Small	Germany	Technology
Aperam SA	0.00	3	506	Medium	Germany	Basic Materials
Sekisui House Reit Inc	0.00	3	37	Medium	Japan	Real Estate
Nifco Inc	0.00	3	863	Medium	Japan	Consumer Cyclical
NHK Spring Co Ltd	0.00	3	2,232	Medium	Japan	Consumer Cyclical
Bodycote PLC	0.00	3	1,964	Small	United Kingdom	Industrials
Hopewell Holdings Ltd	0.00	3	7,053	Medium	Hong Kong	Industrials
Axfood AB	0.00	3	1,240	Medium	Sweden	Consumer Defensive
Amplifon SpA	0.00	3	1,044	Medium	Italy	Healthcare
BPER Banca SpA	0.00	3	5,010	Small	Italy	Financial Services
DeLonghi SPA	0.00	3	738	Medium	Italy	Technology
Dixons Carphone PLC	0.00	3	10,491	Small	United Kingdom	Consumer Cyclical
Gaztransport et technigaz SA	0.00	3	306	Medium	France	Industrials
Unipol Gruppo SpA	0.00	3	5,209	Medium	Italy	Financial Services
SFS Group AG	0.00	3	199	Medium	Switzerland	Industrials
Grafton Group PLC	0.00	3	2,349	Small	United Kingdom	Basic Materials
Genus PLC	0.00	3	745	Small	United Kingdom	Healthcare
Cairn Energy PLC	0.00	3	7,651	Small	United Kingdom	Energy
National Express Group PLC	0.00	3	4,554	Small	United Kingdom	Industrials
Jupiter Fund Management PLC	0.00	3	4,391	Small	United Kingdom	Financial Services
Furukawa Electric Co Ltd	0.00	3	697	Medium	Japan	Technology
NORMA Group SE	0.00	3	363	Small	Germany	Industrials
Ariake Japan Co Ltd	0.00	3	233	Medium	Japan	Consumer Defensive
Azimut Holding SPA	0.00	3	1,537	Small	Italy	Financial Services
GMO Payment Gateway Inc	0.00	3	374	Medium	Japan	Industrials
Oz Minerals Ltd	0.00	3	3,438	Medium	Australia	Basic Materials
SSAB AB B	0.00	3	5,724	Medium	Sweden	Basic Materials
Gunma Bank Ltd	0.00	3	4,506	Medium	Japan	Financial Services
SpareBank 1 SMN	0.00	3	2,079	Small	Norway	Financial Services
Metcash Ltd	0.00	3	10,692	Medium	Australia	Consumer Defensive
Nippon Shokubai Co Ltd	0.00	3	299	Medium	Japan	Basic Materials
Net One Systems Co Ltd	0.00	3	966	Medium	Japan	Technology
Valiant Holding AG	0.00	3	204	Small	Switzerland	Financial Services
Mets/ Board Oyj B	0.00	3	2,294	Medium	Finland	Basic Materials
Intrum AB	0.00	3	893	Medium	Sweden	Financial Services
Citizen Watch Co Ltd	0.00	3	3,520	Medium	Japan	Consumer Cyclical
Sydbank A/S	0.00	3	788	Small	Denmark	Financial Services
VTech Holdings Ltd	0.00	3	2,009	Medium	Hong Kong	Technology
Salzgitter AG	0.00	3	464	Small	Germany	Basic Materials
Sweco AB B	0.00	3	881	Medium	Sweden	Industrials
Capcom Co Ltd	0.00	3	914	Medium	Japan	Technology
Tsumura & Co	0.00	3	672	Medium	Japan	Healthcare
IWG PLC	0.00	3	7,327	Medium	Switzerland	Industrials
Entertainment One Ltd	0.00	3	4,307	Small	United States	Consumer Cyclical
Altran Technologies	0.00	3	2,675	Small	France	Technology

# Target Date Fund 2020

**Total Stocks**  
6752

**Total Bonds**  
10626

**Total Cash**  
415

## Stock Portfolio Analysis as of 09-30-18

Security Name	Net Assets %	Market Value \$	Shares Owned	Market Cap	Country	Sector
JB Hi Fi Ltd	0.00	3	1,273	Medium	Australia	Consumer Cyclical
Mapletree North Asia Commercial Trust	0.00	3	27,816	Medium	Singapore	Real Estate
Sulzer AG	0.00	3	192	Medium	Switzerland	Industrials
Grupo Catalana Occidente SA	0.00	3	533	Medium	Spain	Financial Services
Glow Energy PCL	0.00	3	834,182	Large	Thailand	Utilities
Stabilus SA	0.00	3	281	Small	Germany	Industrials
Adelaide Brighton Ltd	0.00	3	5,190	Medium	Australia	Basic Materials
Petrofac Ltd	0.00	3	2,747	Medium	United Kingdom	Energy
Banca Popolare di Sondrio	0.00	3	6,081	Small	Italy	Financial Services
Brembo SpA	0.00	3	1,771	Medium	Italy	Consumer Cyclical
CANCOM SE	0.00	3	513	Small	Germany	Technology
Hachijuni Bank Ltd	0.00	3	5,060	Medium	Japan	Financial Services
Nippon Kayaku Co Ltd	0.00	3	1,951	Medium	Japan	Basic Materials
Nipro Corp	0.00	3	1,696	Medium	Japan	Healthcare
Kyushu Financial Group Inc	0.00	3	4,882	Medium	Japan	Financial Services
Drax Group PLC	0.00	3	4,585	Small	United Kingdom	Utilities
Countryside Properties PLC	0.00	3	5,141	Small	United Kingdom	Real Estate
Penta-Ocean Construction Co Ltd	0.00	3	3,482	Medium	Japan	Industrials
Nippon Suisan Kaisha Ltd	0.00	3	3,562	Medium	Japan	Consumer Defensive
Vontobel Holding AG	0.00	3	327	Medium	Switzerland	Financial Services
Hiroshima Bank Ltd	0.00	3	3,428	Medium	Japan	Financial Services
Deutsche Pfandbriefbank AG	0.00	3	1,549	Small	Germany	Financial Services
ZENKOKU HOSHO Co Ltd	0.00	3	580	Medium	Japan	Financial Services
Corbion NV	0.00	3	714	Small	Netherlands	Consumer Defensive
Bravida Holding AB	0.00	3	2,831	Small	Sweden	Industrials
FANCL Corp	0.00	3	472	Medium	Japan	Consumer Defensive
Seven Group Holdings Ltd	0.00	3	1,417	Medium	Australia	Industrials
Daiichikoshco Co Ltd	0.00	3	481	Medium	Japan	Consumer Cyclical
Mapletree Industrial Trust	0.00	3	16,016	Medium	Singapore	Real Estate
Synthomer PLC	0.00	3	3,287	Small	United Kingdom	Basic Materials
Greene King PLC	0.00	3	3,631	Small	United Kingdom	Consumer Cyclical
Allreal Holding Ltd	0.00	3	144	Small	Switzerland	Real Estate
Bapcor Ltd	0.00	3	4,187	Medium	Australia	Consumer Cyclical
Bovis Homes Group PLC	0.00	3	1,659	Small	United Kingdom	Consumer Cyclical
Buzzi Unicem SpA	0.00	3	1,118	Medium	Italy	Basic Materials
TP ICap PLC	0.00	3	6,661	Small	United Kingdom	Financial Services
Zardoya Otis SA	0.00	3	2,488	Medium	Spain	Industrials
House Foods Group Inc	0.00	3	773	Medium	Japan	Consumer Defensive
K'S Holdings Corp	0.00	3	1,917	Medium	Japan	Consumer Cyclical
Playtech PLC	0.00	3	3,651	Small	United Kingdom	Consumer Cyclical
Elia System Operator SA	0.00	3	360	Medium	Belgium	Utilities
Banca Mediolanum	0.00	3	3,410	Medium	Italy	Financial Services
Korian SA	0.00	3	637	Medium	France	Healthcare
Nihon Unisys Ltd	0.00	3	899	Medium	Japan	Technology
Provident Financial PLC	0.00	3	2,947	Small	United Kingdom	Financial Services
Topcon Corp	0.00	3	1,271	Medium	Japan	Healthcare
ALD SA	0.00	3	1,269	Medium	France	Industrials
Dmg Mori Co Ltd	0.00	3	1,389	Medium	Japan	Industrials
Jungheinrich AG Participating Preferred	0.00	3	609	Medium	Germany	Industrials
Wallenstam AB B	0.00	3	2,451	Medium	Sweden	Real Estate
Daiwa Office Investment Corp	0.00	3	4	Medium	Japan	Real Estate
Sugi Holdings Co Ltd	0.00	3	472	Medium	Japan	Consumer Defensive
Air France-KLM	0.00	3	2,227	Medium	France	Industrials
Nippon Accommodations Fund Inc	0.00	3	5	Medium	Japan	Real Estate
Prosegur Compania De Seguridad SA	0.00	3	3,735	Medium	Spain	Industrials



# Target Date Fund 2020

**Total Stocks**  
6752

**Total Bonds**  
10626

**Total Cash**  
415

## Stock Portfolio Analysis as of 09-30-18

Security Name	Net Assets %	Market Value \$	Shares Owned	Market Cap	Country	Sector
Senior PLC	0.00	3	5,701	Small	United Kingdom	Industrials
The Chugoku Bank Ltd	0.00	3	2,278	Medium	Japan	Financial Services
Tieto Corp	0.00	3	750	Small	Finland	Technology
Outokumpu Oyj	0.00	3	3,946	Small	Finland	Basic Materials
Infrastrutture Wireless Italiane SpA	0.00	3	3,129	Medium	Italy	Industrials
Saga PLC	0.00	3	13,606	Small	United Kingdom	Financial Services
First International Bank of Israel Ltd	0.00	3	1,028	Small	Israel	Financial Services
Nagase & Co Ltd	0.00	3	1,321	Medium	Japan	Basic Materials
Cargotec Oyj B	0.00	3	516	Medium	Finland	Industrials
Horiba Ltd	0.00	3	438	Medium	Japan	Technology
Moneysupermarket.com Group PLC	0.00	3	6,381	Small	United Kingdom	Technology
Z Energy Ltd	0.00	3	4,896	Medium	New Zealand	Energy
Maeda Corp	0.00	3	1,757	Medium	Japan	Industrials
Big Yellow Group PLC	0.00	3	1,939	Small	United Kingdom	Real Estate
NCC AB B	0.00	3	1,310	Small	Sweden	Industrials
Afterpay Touch Group Ltd	0.00	3	1,787	Medium	Australia	Technology
Nippon Gas Co Ltd	0.00	3	465	Medium	Japan	Utilities
Norwegian Finans Holding ASA	0.00	3	1,898	Small	Norway	Financial Services
Kaken Pharmaceutical Co Ltd	0.00	3	436	Medium	Japan	Healthcare
Paragon Banking Group PLC	0.00	3	3,717	Small	United Kingdom	Financial Services
Ship Healthcare Holdings Co Ltd	0.00	3	600	Medium	Japan	Healthcare
Hunting PLC	0.00	3	2,279	Small	United Kingdom	Energy
Redrow PLC	0.00	3	3,050	Medium	United Kingdom	Consumer Cyclical
Hokuhoku Financial Group Inc	0.00	3	1,651	Medium	Japan	Financial Services
Peab AB B	0.00	3	2,537	Medium	Sweden	Industrials
Nippon Paper Industries Co Ltd	0.00	3	1,261	Medium	Japan	Basic Materials
Vallourec SA	0.00	3	3,949	Small	France	Basic Materials
Landis+Gyr Group AG	0.00	3	346	Small	Switzerland	Technology
NIPPON REIT Investment Corp	0.00	3	7	Small	Japan	Real Estate
Sumitomo Bakelite Co Ltd	0.00	3	516	Medium	Japan	Basic Materials
Aedifica SA	0.00	3	257	Small	Belgium	Real Estate
Toyo Tire & Rubber Co Ltd	0.00	3	1,288	Medium	Japan	Consumer Cyclical
Corporate Travel Management Ltd	0.00	3	1,051	Medium	Australia	Consumer Cyclical
IOOF Holdings Ltd	0.00	3	3,941	Medium	Australia	Financial Services
Mineral Resources Ltd	0.00	3	2,017	Medium	Australia	Basic Materials
Paltac Corp	0.00	3	424	Medium	Japan	Consumer Defensive
Forbo Holding AG	0.00	3	14	Small	Switzerland	Basic Materials
Pendal Group Ltd	0.00	3	3,649	Medium	Australia	Financial Services
Vesuvius PLC	0.00	3	2,757	Small	United Kingdom	Basic Materials
Borr Drilling Ltd	0.00	3	5,053	Small	Norway	Energy
Independence Group NL	0.00	3	6,883	Medium	Australia	Basic Materials
NIB Holdings Ltd	0.00	3	5,483	Medium	Australia	Financial Services
Elior Group SA	0.00	3	1,498	Small	France	Consumer Cyclical
Ahlsell AB	0.00	3	4,148	Small	Sweden	Industrials
Mobimo Holding AG	0.00	3	98	Small	Switzerland	Real Estate
Schoeller-Bleckmann Oilfield Equipment AG	0.00	3	212	Small	Austria	Energy
RHI Magnesita NV Ordinary Shares	0.00	3	373	Medium	India	Industrials
Japan Logistics Fund Inc	0.00	3	12	Medium	Japan	Real Estate
BE Semiconductor Industries NV	0.00	3	1,100	Small	Netherlands	Technology
GS Yuasa Corp	0.00	3	942	Medium	Japan	Technology
Rathbone Brothers PLC	0.00	3	742	Small	United Kingdom	Financial Services
Zensho Holdings Co Ltd	0.00	3	1,176	Medium	Japan	Consumer Cyclical
Nextdc Ltd	0.00	3	4,935	Medium	Australia	Technology
Zeon Corp	0.00	3	2,204	Medium	Japan	Consumer Cyclical
Domino's Pizza Group PLC	0.00	3	6,370	Small	United Kingdom	Consumer Cyclical
























































# Target Date Fund 2020

**Total Stocks**  
6752

**Total Bonds**  
10626

**Total Cash**  
415

## Stock Portfolio Analysis as of 09-30-18

Security Name	Net Assets %	Market Value \$	Shares Owned	Market Cap	Country	Sector
Fuji Oil Holdings Inc	0.00	3	736	Medium	Japan	 Consumer Defensive
Nishi-Nippon Financial Holdings Inc	0.00	3	2,006	Medium	Japan	 Financial Services
NTN Corp	0.00	3	5,669	Medium	Japan	 Industrials
Banca Generali	0.00	3	897	Medium	Italy	 Financial Services
Nissinbo Holdings Inc	0.00	3	1,948	Medium	Japan	 Industrials
LondonMetric Property PLC	0.00	3	10,010	Small	United Kingdom	 Real Estate
SHO-BOND Holdings Co Ltd	0.00	3	287	Medium	Japan	 Basic Materials
AF AB B	0.00	3	1,005	Small	Sweden	 Industrials
KAZ Minerals PLC	0.00	3	3,238	Medium	United Kingdom	 Basic Materials
CGG	0.00	3	8,298	Small	France	 Energy
J M AB	0.00	3	1,183	Small	Sweden	 Consumer Cyclical
Ashmore Group PLC	0.00	3	4,889	Medium	United Kingdom	 Financial Services
Steadfast Group Ltd	0.00	3	11,255	Medium	Australia	 Financial Services
Wetherspoon (J D) PLC	0.00	2	1,363	Small	United Kingdom	 Consumer Cyclical
en-japan Inc	0.00	2	462	Medium	Japan	 Industrials
Kyudenko Corp	0.00	2	585	Medium	Japan	 Industrials
Conzetta AG A	0.00	2	21	Small	Switzerland	 Industrials
NH Hotel Group SA	0.00	2	3,179	Medium	Spain	 Consumer Cyclical
Unicaja Banco SA	0.00	2	14,222	Small	Spain	 Financial Services
Sixt SE	0.00	2	186	Medium	Germany	 Industrials
Kawasaki Kisen Kaisha Ltd	0.00	2	1,148	Medium	Japan	 Industrials
Keppel REIT	0.00	2	26,648	Medium	Singapore	 Real Estate
The 77 Bank Ltd	0.00	2	976	Medium	Japan	 Financial Services
Mercury NZ Ltd	0.00	2	10,403	Medium	New Zealand	 Utilities
Mitsubishi Logistics Corp	0.00	2	898	Medium	Japan	 Industrials
Ontex Group NV	0.00	2	1,089	Small	Belgium	 Consumer Defensive
Indivior PLC	0.00	2	9,664	Small	United Kingdom	 Healthcare
Brewin Dolphin Holdings PLC	0.00	2	5,189	Small	United Kingdom	 Financial Services
Toda Corp	0.00	2	3,215	Medium	Japan	 Industrials
Atea ASA	0.00	2	1,432	Small	Norway	 Technology
Greencore Group PLC	0.00	2	9,615	Small	United Kingdom	 Consumer Defensive
Evolution Gaming Group AB	0.00	2	326	Small	Sweden	 Consumer Cyclical
Komax Holding AG	0.00	2	72	Small	Switzerland	 Industrials
Nishi-Nippon Railroad Co Ltd	0.00	2	857	Medium	Japan	 Industrials
Toho Holdings Co Ltd	0.00	2	874	Medium	Japan	 Healthcare
Japan Excellent Inc	0.00	2	18	Medium	Japan	 Real Estate
OSG Corp	0.00	2	1,019	Medium	Japan	 Industrials
Elementis PLC	0.00	2	6,626	Small	United Kingdom	 Basic Materials
Plus500 Ltd	0.00	2	1,335	Small	Israel	 Financial Services
Ebro Foods SA	0.00	2	1,062	Medium	Spain	 Consumer Defensive
Virgin Money Holdings (UK) PLC	0.00	2	4,638	Small	United Kingdom	 Financial Services
Iyo Bank Ltd	0.00	2	3,713	Medium	Japan	 Financial Services
Neinor Homes SA	0.00	2	1,276	Small	Spain	 Real Estate
TS Tech Co Ltd	0.00	2	672	Medium	Japan	 Consumer Cyclical
Assura PLC	0.00	2	32,897	Small	United Kingdom	 Real Estate
Melexis NV	0.00	2	300	Medium	Belgium	 Technology
Barco NV	0.00	2	173	Small	Belgium	 Technology
Open House Co Ltd	0.00	2	471	Medium	Japan	 Real Estate
Blue Prism Group PLC	0.00	2	749	Small	United Kingdom	 Technology
Tokuyama Corp	0.00	2	853	Medium	Japan	 Basic Materials
Industria Macchine Automatiche SpA	0.00	2	277	Medium	Italy	 Industrials
Lancashire Holdings Ltd	0.00	2	2,927	Small	United Kingdom	 Financial Services
Stroer SE & Co KGaA	0.00	2	406	Medium	Germany	 Consumer Cyclical
Kokuyo Co Ltd	0.00	2	1,288	Medium	Japan	 Industrials
SkyCity Entertainment Group Ltd	0.00	2	8,730	Medium	New Zealand	 Consumer Cyclical

# Target Date Fund 2020

**Total Stocks**  
6752

**Total Bonds**  
10626

**Total Cash**  
415

## Stock Portfolio Analysis as of 09-30-18

Security Name	Net Assets %	Market Value \$	Shares Owned	Market Cap	Country	Sector
FUJI Seal International Inc	0.00	2	655	Medium	Japan	Consumer Cyclical
Mazor Robotics Ltd	0.00	2	808	Small	Israel	Healthcare
Emmi AG	0.00	2	31	Medium	Switzerland	Consumer Defensive
Mayne Pharma Group Ltd	0.00	2	24,674	Small	Australia	Healthcare
Biffinger SE	0.00	2	460	Small	Germany	Industrials
Maruha Nichiro Corp	0.00	2	629	Medium	Japan	Consumer Defensive
Sumitomo Osaka Cement Co Ltd	0.00	2	560	Medium	Japan	Basic Materials
Reply SPA	0.00	2	337	Small	Italy	Technology
Indra Sistemas SA Class A	0.00	2	2,021	Small	Spain	Technology
ULVAC Inc	0.00	2	618	Medium	Japan	Technology
Iren SpA	0.00	2	9,452	Medium	Italy	Utilities
Mitsui Mining and Smelting Co Ltd	0.00	2	801	Medium	Japan	Basic Materials
Games Workshop Group PLC	0.00	2	470	Small	United Kingdom	Consumer Cyclical
Rengo Co Ltd	0.00	2	2,720	Medium	Japan	Consumer Cyclical
Hoshino Resorts REIT Inc	0.00	2	5	Small	Japan	Real Estate
Frontier Real Estate Investment Corp	0.00	2	6	Medium	Japan	Real Estate
Wacoal Holdings Corp	0.00	2	809	Medium	Japan	Consumer Cyclical
HKBN Ltd	0.00	2	13,532	Medium	Hong Kong	Communication Services
Ultra Electronics Holdings PLC	0.00	2	1,121	Small	United Kingdom	Industrials
Krones AG	0.00	2	221	Medium	Germany	Industrials
Morgan Advanced Materials PLC	0.00	2	5,357	Small	United Kingdom	Industrials
Shopping Centres Australasia Property Group	0.00	2	13,365	Small	Australia	Real Estate
Bawag Group AG Ordinary Shares	0.00	2	500	Medium	Austria	Financial Services
Tokai Tokyo Financial Holdings Inc	0.00	2	4,031	Medium	Japan	Financial Services
Anima Holding SpA	0.00	2	4,719	Small	Italy	Financial Services
Galliford Try PLC	0.00	2	1,760	Small	United Kingdom	Consumer Cyclical
Adeka Corp	0.00	2	1,352	Medium	Japan	Basic Materials
Kureha Corp	0.00	2	310	Medium	Japan	Basic Materials
Workspace Group PLC	0.00	2	1,812	Small	United Kingdom	Real Estate
PostNL NV	0.00	2	6,487	Small	Netherlands	Industrials
Takara Bio Inc	0.00	2	837	Medium	Japan	Healthcare
Bpost SA de Droit Public	0.00	2	1,429	Medium	Belgium	Industrials
Daetwyler Holding AG	0.00	2	121	Medium	Switzerland	Industrials
Kenedix Inc	0.00	2	4,062	Small	Japan	Financial Services
Orient Corp	0.00	2	15,785	Medium	Japan	Financial Services
Costa Group Holdings Ltd	0.00	2	4,499	Medium	Australia	Consumer Defensive
Greggs PLC	0.00	2	1,687	Small	United Kingdom	Consumer Defensive
Bossard Holding AG A	0.00	2	116	Small	Switzerland	Industrials
Ushio Inc	0.00	2	1,692	Medium	Japan	Industrials
Sirius Minerals PLC	0.00	2	63,698	Small	United Kingdom	Basic Materials
Aoyama Trading Co Ltd	0.00	2	755	Medium	Japan	Consumer Cyclical
Austevoll Seafood ASA	0.00	2	1,684	Medium	Norway	Consumer Defensive
Mandom Corp	0.00	2	730	Medium	Japan	Consumer Defensive
S&T AG	0.00	2	792	Small	Austria	Technology
Melco International Development Ltd	0.00	2	11,611	Medium	Hong Kong	Consumer Cyclical
Almirall SA	0.00	2	1,154	Medium	Spain	Healthcare
Morinaga & Co Ltd	0.00	2	621	Medium	Japan	Consumer Defensive
The Japan Steel Works Ltd	0.00	2	953	Medium	Japan	Industrials
Matsui Securities Co Ltd	0.00	2	2,208	Medium	Japan	Financial Services
Hapag-Lloyd AG	0.00	2	614	Medium	Germany	Industrials
DNO ASA A	0.00	2	11,233	Small	Norway	Energy
Oki Electric Industry Co Ltd	0.00	2	1,766	Small	Japan	Technology
FUJI Soft Inc	0.00	2	458	Medium	Japan	Technology
Autobacs Seven Co Ltd	0.00	2	1,352	Medium	Japan	Consumer Cyclical
Maeda Road Construction Co Ltd	0.00	2	1,141	Medium	Japan	Industrials

# Target Date Fund 2020

**Total Stocks**  
6752

**Total Bonds**  
10626

**Total Cash**  
415

## Stock Portfolio Analysis as of 09-30-18

Security Name	Net Assets %	Market Value \$	Shares Owned	Market Cap	Country	Sector
Industrial & Infrastructure Fund Investment Corp	0.00	2	23	Medium	Japan	Real Estate
Perpetual Ltd	0.00	2	753	Small	Australia	Financial Services
Paz Oil Co Ltd	0.00	2	148	Small	Israel	Energy
St Galler Kantonalbank	0.00	2	46	Medium	Switzerland	Financial Services
Dart Group PLC	0.00	2	1,909	Small	United Kingdom	Industrials
Nos Sgps SA	0.00	2	3,872	Medium	Portugal	Communication Services
Advanced Medical Solutions Group PLC	0.00	2	5,385	Small	United Kingdom	Healthcare
Invesco Office J-REIT Inc	0.00	2	163	Small	Japan	Real Estate
REN-Redes Energeticas Nacionais Sgps SA	0.00	2	8,223	Small	Portugal	Utilities
Lenzing AG	0.00	2	222	Small	Austria	Basic Materials
Sims Metal Management Ltd	0.00	2	2,536	Small	United States	Basic Materials
Savills PLC	0.00	2	2,279	Small	United Kingdom	Real Estate
Seria Co Ltd	0.00	2	656	Medium	Japan	Consumer Cyclical
Colowide Co Ltd	0.00	2	907	Medium	Japan	Consumer Cyclical
Dialog Semiconductor PLC	0.00	2	1,062	Small	United Kingdom	Technology
Huber+ Suhner AG	0.00	2	309	Small	Switzerland	Technology
Shimachu Co Ltd	0.00	2	718	Medium	Japan	Consumer Cyclical
Soitec SA	0.00	2	335	Small	France	Technology
Alony-Hetz Properties & Investments Ltd	0.00	2	2,207	Small	Israel	Real Estate
Masmovil Ibercom SA	0.00	2	201	Small	Spain	Communication Services
Panalpina Welttransport (Holding) AG	0.00	2	159	Medium	Switzerland	Industrials
Miraca Holdings Inc	0.00	2	892	Medium	Japan	Healthcare
Nichias Corp	0.00	2	892	Medium	Japan	Basic Materials
Takeaway.com NV	0.00	2	359	Medium	Netherlands	Technology
Compania de Distribucion Integral Logista Holdings SA	0.00	2	903	Medium	Spain	Industrials
CompuGroup Medical SE	0.00	2	402	Medium	Germany	Technology
Fnac Darty SA	0.00	2	294	Small	France	Consumer Cyclical
Resorttrust Inc	0.00	2	1,407	Medium	Japan	Consumer Cyclical
Leo Palace21 Corp	0.00	2	4,164	Small	Japan	Real Estate
Kemira Oyj	0.00	2	1,721	Small	Finland	Basic Materials
Coats Group PLC	0.00	2	21,598	Small	United Kingdom	Consumer Cyclical
DOWA Holdings Co Ltd	0.00	2	730	Medium	Japan	Basic Materials
WiseTech Global Ltd	0.00	2	1,452	Medium	Australia	Technology
Dalata Hotel Group PLC	0.00	2	2,917	Small	Ireland	Consumer Cyclical
DFDS A/S	0.00	2	469	Medium	Denmark	Industrials
Summerset Group Holdings Ltd	0.00	2	4,482	Small	New Zealand	Healthcare
Hitachi Capital Corp	0.00	2	833	Medium	Japan	Financial Services
IRESS Ltd	0.00	2	2,522	Medium	Australia	Technology
Crest Nicholson Holdings PLC	0.00	2	5,082	Small	United Kingdom	Consumer Cyclical
Okuma Corp	0.00	2	418	Medium	Japan	Industrials
Serco Group PLC	0.00	2	18,197	Small	United Kingdom	Industrials
Schweiter Technologies AG	0.00	2	19	Small	Switzerland	Industrials
Nishimatsu Construction Co Ltd	0.00	2	917	Medium	Japan	Industrials
BIC Camera Inc	0.00	2	1,668	Medium	Japan	Consumer Cyclical
GLORY Ltd	0.00	2	949	Medium	Japan	Industrials
Ibiden Co Ltd	0.00	2	1,655	Medium	Japan	Technology
Iwatani Corp	0.00	2	652	Medium	Japan	Utilities
MCUBS MidCity Investment Corp	0.00	2	31	Small	Japan	Real Estate
Hutchison Port Holdings Trust	0.00	2	92,833	Medium	Singapore	Industrials
Kenedix Residential Next Investment Corp	0.00	2	15	Small	Japan	Real Estate
Nippon Light Metal Holdings Co Ltd	0.00	2	10,378	Medium	Japan	Basic Materials
Japan Rental Housing Investments Inc	0.00	2	29	Small	Japan	Real Estate
HAZAMA ANDO Corp	0.00	2	3,041	Medium	Japan	Industrials
CSR Ltd	0.00	2	8,508	Small	Australia	Basic Materials
San-in Godo Bank Ltd	0.00	2	2,641	Medium	Japan	Financial Services

# Target Date Fund 2020

**Total Stocks**  
6752

**Total Bonds**  
10626

**Total Cash**  
415

## Stock Portfolio Analysis as of 09-30-18

Security Name	Net Assets %	Market Value \$	Shares Owned	Market Cap	Country	Sector
Keywords Studios PLC	0.00	2	913	Small	Canada	Industrials
Maisons du Monde France SA	0.00	2	795	Small	France	Consumer Cyclical
Harel Insurance Investments & Finances Ltd	0.00	2	3,018	Small	Israel	Financial Services
Strauss Group Ltd	0.00	2	1,055	Small	Israel	Consumer Defensive
Kyoritsu Maintenance Co Ltd	0.00	2	549	Medium	Japan	Consumer Cyclical
Toyobo Co Ltd	0.00	2	1,367	Medium	Japan	Basic Materials
Vocus Group Ltd	0.00	2	9,779	Medium	Australia	Technology
Aker Solutions ASA	0.00	2	3,264	Small	Norway	Energy
Nolato AB B	0.00	2	377	Small	Sweden	Technology
Technology One Ltd	0.00	2	5,748	Small	Australia	Technology
Wereldhave NV	0.00	2	661	Small	Netherlands	Real Estate
Kenedix Retail REIT Corp	0.00	2	11	Small	Japan	Real Estate
Premier Investments Ltd	0.00	2	1,734	Medium	Australia	Consumer Cyclical
Constellium NV A	0.00	2	1,879	Small	United States	Basic Materials
FirstGroup PLC	0.00	2	19,547	Small	United Kingdom	Industrials
Leoni AG	0.00	2	564	Small	Germany	Consumer Cyclical
Amano Corp	0.00	2	1,110	Medium	Japan	Industrials
Sapporo Holdings Ltd	0.00	2	1,117	Medium	Japan	Consumer Defensive
DNA PLC	0.00	2	1,037	Medium	Finland	Communication Services
Fairfax Media Ltd	0.00	2	38,880	Small	Australia	Consumer Cyclical
H.I.S. Co Ltd	0.00	2	694	Medium	Japan	Consumer Cyclical
Melia Hotels International SA	0.00	2	2,073	Small	Spain	Consumer Cyclical
Essentra PLC	0.00	2	4,394	Small	United Kingdom	Consumer Cyclical
Euronav NV	0.00	2	2,686	Small	Belgium	Industrials
UNIQA Insurance Group AG	0.00	2	2,322	Medium	Austria	Financial Services
Nilfisk Holding A/S Ordinary Shares	0.00	2	455		Denmark	Industrials
SMS Co Ltd	0.00	2	1,166	Medium	Japan	Technology
DMG Mori Aktiengesellschaft	0.00	2	453	Medium	Germany	Industrials
Faroe Petroleum PLC	0.00	2	10,695	Small	United Kingdom	Energy
Inficon Holding AG	0.00	2	45	Small	Switzerland	Technology
Faes Farma SA	0.00	2	5,489	Small	Spain	Healthcare
Bonava AB B	0.00	2	1,616	Small	Sweden	Consumer Cyclical
Autogrill SpA	0.00	2	2,269	Small	Italy	Consumer Cyclical
ERG SPA	0.00	2	1,139	Medium	Italy	Utilities
XING SE	0.00	2	68	Small	Germany	Technology
Avanza Bank AB	0.00	2	510	Small	Sweden	Financial Services
Comforia Residential REIT Inc	0.00	2	10	Medium	Japan	Real Estate
FP Corp	0.00	2	381	Medium	Japan	Consumer Cyclical
Mitsui E&S Holdings Co Ltd	0.00	2	1,292	Medium	Japan	Industrials
OUTSOURCING Inc	0.00	2	1,581	Medium	Japan	Industrials
Advanced Metallurgical Group NV	0.00	2	500	Small	United States	Basic Materials
Graincorp Ltd Class A	0.00	2	4,060	Small	Australia	Consumer Defensive
BWP Trust	0.00	2	9,604	Medium	Australia	Real Estate
Sumitomo Mitsui Construction Co Ltd	0.00	2	3,450	Small	Japan	Industrials
Societ� Cattolica di Assicurazione - Societ� Cooperativa	0.00	2	2,697	Small	Italy	Financial Services
TomTom NV	0.00	2	2,832	Small	Netherlands	Technology
Atom Corp	0.00	2	2,577	Medium	Japan	Consumer Cyclical
Kanematsu Corp	0.00	2	1,542	Small	Japan	Technology
Esure Group PLC	0.00	2	6,411	Small	United Kingdom	Financial Services
NIKKON Holdings Co Ltd	0.00	2	895	Medium	Japan	Industrials
Megmilk Snow Brand Co Ltd	0.00	2	903	Medium	Japan	Consumer Defensive
Marr SpA	0.00	2	791	Small	Italy	Consumer Defensive
Swissquote Group Holding SA	0.00	2	318	Small	Switzerland	Financial Services
Nine Entertainment Co. Holdings Ltd	0.00	2	14,193	Small	Australia	Consumer Cyclical
Premier Oil PLC	0.00	2	12,850	Small	United Kingdom	Energy

# Target Date Fund 2020

			<b>Total Stocks</b>		<b>Total Bonds</b>		<b>Total Cash</b>
			6752		10626		415
<b>Stock Portfolio Analysis</b> as of 09-30-18							
Security Name	Net Assets %	Market Value \$	Shares Owned	Market Cap	Country	Sector	
Trigano SA	0.00	2	212	Small	France	Consumer Cyclical	
Cosmo Pharmaceuticals NV	0.00	2	176	Small	Ireland	Healthcare	
Mediaset SpA	0.00	2	7,425	Medium	Italy	Consumer Cyclical	
Petroleum Geo-Services ASA	0.00	2	5,162	Small	Norway	Energy	
JAFCO Co Ltd	0.00	2	596	Small	Japan	Financial Services	
Kier Group PLC	0.00	2	1,965	Small	United Kingdom	Industrials	
Singapore Post Ltd	0.00	2	28,063	Medium	Singapore	Industrials	
Okumura Corp	0.00	2	739	Small	Japan	Industrials	
Aiful Corp	0.00	2	7,731	Medium	Japan	Financial Services	
Tokai Holdings Corp	0.00	2	2,312	Small	Japan	Industrials	
Webjet Ltd	0.00	2	2,079	Small	Australia	Consumer Cyclical	
Arcadis NV	0.00	2	1,387	Small	Netherlands	Industrials	
Ceconomy AG	0.00	2	3,284	Small	Germany	Consumer Cyclical	
Daido Steel Co Ltd	0.00	2	478	Medium	Japan	Basic Materials	
Trusco Nakayama Corp	0.00	2	838	Medium	Japan	Industrials	
Lasertec Corp	0.00	2	696	Medium	Japan	Technology	
El Group PLC	0.00	2	10,747	Small	United Kingdom	Consumer Cyclical	
Fukuyama Transporting Co Ltd	0.00	2	536	Medium	Japan	Industrials	
Primary Health Care Ltd	0.00	2	10,551	Small	Australia	Healthcare	
Kusuri No Aoki Holdings	0.00	2	291	Medium	Japan	Consumer Defensive	
SembCorp Marine Ltd	0.00	2	15,544	Medium	Singapore	Industrials	
Computacenter PLC	0.00	2	1,406	Small	United Kingdom	Technology	
Indus Holding AG	0.00	2	373	Small	Germany	Industrials	
LINTEC Corp	0.00	2	906	Medium	Japan	Basic Materials	
BKW AG	0.00	2	364	Medium	Switzerland	Utilities	
Clinigen Group PLC	0.00	2	2,105	Small	United Kingdom	Healthcare	
First Pacific Co Ltd	0.00	2	47,047	Medium	Indonesia	Financial Services	
Ibstock PLC	0.00	2	7,554	Small	United Kingdom	Basic Materials	
Sacyr SA	0.00	2	7,913	Small	Spain	Industrials	
CDL Hospitality Trusts	0.00	2	19,819	Medium	Singapore	Real Estate	
Implenia AG	0.00	2	365	Small	Switzerland	Industrials	
Meitec Corp	0.00	2	482	Small	Japan	Industrials	
Blackmores Ltd	0.00	2	242	Medium	Australia	Consumer Defensive	
The Israel Corporation Ltd	0.00	2	72	Small	Israel	Energy	
Harmonic Drive Systems Inc	0.00	2	630	Medium	Japan	Industrials	
Burckhardt Compression Holding AG	0.00	2	66	Small	Switzerland	Industrials	
cocokara fine Inc	0.00	2	362	Medium	Japan	Consumer Defensive	
Borregaard ASA	0.00	2	2,266	Small	Norway	Basic Materials	
Infratil Ltd	0.00	2	9,820	Small	New Zealand	Utilities	
Toagosei Co Ltd	0.00	2	2,011	Medium	Japan	Basic Materials	
Shochiku Co Ltd	0.00	2	190	Medium	Japan	Consumer Cyclical	
Hanwa Co Ltd	0.00	2	697	Small	Japan	Basic Materials	
Technogym SpA	0.00	2	1,890	Small	Italy	Consumer Cyclical	
Toyota Boshoku Corp	0.00	2	1,243	Medium	Japan	Consumer Cyclical	
Aurelius Equity Opportunities Se & Co KGaA	0.00	2	438	Small	Germany	Financial Services	
Tessenderlo Group NV	0.00	2	624	Small	Belgium	Basic Materials	
Gestamp Automocion	0.00	2	3,065	Medium	Spain	Consumer Cyclical	
Softcat PLC	0.00	2	2,239	Small	United Kingdom	Technology	
Heiwa Corp	0.00	2	1,040	Medium	Japan	Consumer Cyclical	
NS Solutions Corp	0.00	2	718	Medium	Japan	Technology	
Sakata Seed Corp	0.00	2	645	Medium	Japan	Consumer Defensive	
Telekom Austria AG	0.00	2	2,996	Medium	Austria	Communication Services	
Mediaset Espana Comunicacion SA	0.00	2	3,177	Small	Spain	Consumer Cyclical	
GMO internet Inc	0.00	2	1,330	Medium	Japan	Communication Services	
Milbon Co Ltd	0.00	2	506	Medium	Japan	Consumer Defensive	

# Target Date Fund 2020

**Total Stocks**  
6752

**Total Bonds**  
10626

**Total Cash**  
415

## Stock Portfolio Analysis as of 09-30-18

Security Name	Net Assets %	Market Value \$	Shares Owned	Market Cap	Country	Sector
The Navigator Co SA	0.00	2	4,737	Medium	Portugal	Basic Materials
Tsubakimoto Chain Co	0.00	2	501	Medium	Japan	Industrials
accesso Technology Group PLC	0.00	2	607	Small	United Kingdom	Technology
Deutz AG	0.00	2	2,605	Small	Germany	Industrials
SA D'leteren NV	0.00	2	527	Small	Belgium	Consumer Cyclical
Shiga Bank Ltd	0.00	2	902	Small	Japan	Financial Services
Iriso Electronics Co Ltd	0.00	2	442	Small	Japan	Technology
S IMMO AG	0.00	2	1,162	Small	Austria	Real Estate
Chiyoda Corp	0.00	2	2,850	Medium	Japan	Industrials
Nihon Parkerizing Co Ltd	0.00	2	1,716	Medium	Japan	Basic Materials
MIRAIT Holdings Corp	0.00	2	1,346	Small	Japan	Industrials
Salvatore Ferragamo SpA	0.00	2	969	Medium	Italy	Consumer Cyclical
Digital Garage Inc	0.00	2	712	Medium	Japan	Technology
Intertrust NV	0.00	2	1,253	Small	Netherlands	Financial Services
Ichigo Office REIT Investment Corp	0.00	2	28	Small	Japan	Real Estate
Oesterreichische Post AG	0.00	2	555	Medium	Austria	Industrials
Luk Fook Holdings (International) Ltd	0.00	2	6,664	Medium	Hong Kong	Consumer Cyclical
ENAV SpA	0.00	2	4,760	Small	Italy	Industrials
mixi Inc	0.00	2	967	Medium	Japan	Technology
Societa Iniziative Autostradali e Servizi SpA	0.00	2	1,567	Medium	Italy	Industrials
Nufarm Ltd	0.00	2	4,787	Medium	Australia	Basic Materials
Trade Me Group Ltd	0.00	2	6,706	Small	New Zealand	Technology
Yoshinoya Holdings Co Ltd	0.00	2	1,463	Small	Japan	Consumer Cyclical
Equiniti Group PLC	0.00	2	6,691	Small	United Kingdom	Industrials
Stobart Group Ltd	0.00	2	7,162	Small	United Kingdom	Industrials
Chorus Ltd	0.00	2	7,203	Medium	New Zealand	Communication Services
Construcciones y Auxiliar de Ferrocarriles SA	0.00	2	557	Small	Spain	Industrials
North Pacific Bank Ltd	0.00	2	6,847	Small	Japan	Financial Services
Europcar Mobility Group	0.00	2	2,470	Small	France	Industrials
Health and Happiness (H&H) International Holdings Ltd	0.00	2	3,864	Large	China	Consumer Defensive
Fugro NV	0.00	2	1,757	Small	Netherlands	Energy
Aixtron SE	0.00	2	2,291	Small	Germany	Technology
Primary Health Properties	0.00	2	15,639	Medium	United Kingdom	Real Estate
Takeuchi Mfg Co Ltd	0.00	2	860	Small	Japan	Industrials
Zenrin Co Ltd	0.00	2	749	Medium	Japan	Technology
Dah Sing Banking Group Ltd	0.00	2	11,538	Medium	Hong Kong	Financial Services
Hitachi Transport System Ltd	0.00	2	826	Medium	Japan	Industrials
Tadano Ltd	0.00	2	1,996	Medium	Japan	Industrials
Nakanishi Inc	0.00	2	1,115	Medium	Japan	Healthcare
El Towers SpA	0.00	2	352	Small	Italy	Technology
Hokkaido Electric Power Co Inc	0.00	2	3,682	Small	Japan	Utilities
Fujikura Ltd	0.00	2	4,909	Small	Japan	Technology
Vienna Insurance Group AG	0.00	2	813	Medium	Austria	Financial Services
Cromwell Property Group	0.00	2	29,977	Medium	Australia	Real Estate
Shima Seiki Mfg Ltd	0.00	2	525	Medium	Japan	Industrials
Neopost SA	0.00	2	763	Small	France	Industrials
Sangetsu Corp	0.00	2	1,182	Small	Japan	Consumer Cyclical
Duskin Co Ltd	0.00	2	951	Small	Japan	Consumer Cyclical
YIT Oyj	0.00	2	3,314	Small	Finland	Industrials
Albioma	0.00	2	1,014	Micro	France	Utilities
F.C.C. Co Ltd	0.00	2	772	Medium	Japan	Consumer Cyclical
Toyo Ink SC Holdings Co Ltd	0.00	2	876	Medium	Japan	Basic Materials
Mani Inc	0.00	2	476	Medium	Japan	Healthcare
Shufersal Ltd	0.00	2	3,622	Small	Israel	Consumer Defensive
Kanamoto Co Ltd	0.00	2	654	Small	Japan	Industrials

# Target Date Fund 2020

**Total Stocks**  
6752

**Total Bonds**  
10626

**Total Cash**  
415

## Stock Portfolio Analysis as of 09-30-18

Security Name	Net Assets %	Market Value \$	Shares Owned	Market Cap	Country	Sector
Air New Zealand Ltd	0.00	2	11,329	Medium	New Zealand	Industrials
oOh media Ltd	0.00	2	6,253	Small	Australia	Consumer Cyclical
Keller Group PLC	0.00	2	1,752	Small	United Kingdom	Industrials
IntegraFin Holdings PLC	0.00	2	5,013	Small	United Kingdom	Technology
Japan Lifeline Co Ltd	0.00	2	1,096	Medium	Japan	Healthcare
Tokyu Reit Inc	0.00	2	17	Small	Japan	Real Estate
C&C Group PLC	0.00	2	6,037	Small	United Kingdom	Consumer Defensive
GAM Holding AG	0.00	2	3,253	Small	Switzerland	Financial Services
Daiwabo Holdings Co Ltd	0.00	2	359	Small	Japan	Consumer Cyclical
ShinMaywa Industries Ltd	0.00	2	1,712	Small	Japan	Industrials
Polypipe Group PLC	0.00	2	4,996	Small	United Kingdom	Basic Materials
Monadelphous Group Ltd	0.00	2	1,995	Small	Australia	Industrials
Tokai Rika Co Ltd	0.00	2	1,098	Medium	Japan	Consumer Cyclical
Toshiba Plant Systems & Services Corp	0.00	2	1,086	Medium	Japan	Industrials
Ascom Holding AG	0.00	2	1,136	Small	Switzerland	Technology
Canon Marketing Japan Inc	0.00	2	1,093	Medium	Japan	Industrials
NTT Urban Development Corp	0.00	2	2,025	Medium	Japan	Real Estate
Senko Group Holdings Co Ltd	0.00	2	2,787	Small	Japan	Industrials
Dah Sing Financial Holdings Ltd	0.00	2	3,621	Medium	Hong Kong	Financial Services
Hansa Medical AB	0.00	2	613	Small	Sweden	Healthcare
Onesavings Bank PLC	0.00	2	4,381	Small	United Kingdom	Financial Services
Ascott Residence Trust Management Ltd	0.00	2	28,828	Medium	Singapore	Real Estate
Fuji Corp	0.00	2	1,448	Medium	Japan	Industrials
DBV Technologies SA	0.00	2	510	Small	France	Healthcare
SSAB AB A	0.00	2	4,619	Medium	Sweden	Basic Materials
Bang & Olufsen A/S	0.00	2	1,004	Small	Denmark	Technology
Technopolis Oyj	0.00	2	4,283	Small	Finland	Real Estate
Attendo AB	0.00	2	2,470	Small	Sweden	Healthcare
Fuyo General Lease Co Ltd	0.00	2	381	Medium	Japan	Industrials
Marshalls PLC	0.00	2	4,291	Small	United Kingdom	Basic Materials
Awa Bank Ltd	0.00	2	748	Small	Japan	Financial Services
Ipsos SA	0.00	2	758	Small	France	Consumer Cyclical
Lifestyle International Holdings Ltd	0.00	2	11,823	Medium	Hong Kong	Consumer Cyclical
Borussia Dortmund GmbH & Co KGaA	0.00	2	2,603	Small	Germany	Consumer Cyclical
Infomart Corp	0.00	2	1,781	Medium	Japan	Technology
McMillan Shakespeare Ltd	0.00	2	1,879	Small	Australia	Industrials
GUD Holdings Ltd	0.00	2	2,217	Small	Australia	Industrials
zooplus AG	0.00	2	133	Small	Germany	Consumer Defensive
Takuma Co Ltd	0.00	2	1,747	Small	Japan	Industrials
Kumagai Gumi Co Ltd	0.00	2	838	Small	Japan	Industrials
Dairy Crest Group PLC	0.00	2	3,893	Small	United Kingdom	Consumer Defensive
Tokyo Ohka Kogyo Co Ltd	0.00	2	782	Small	Japan	Technology
Value Partners Group Ltd	0.00	2	29,150	Medium	Hong Kong	Financial Services
Arcs Co Ltd	0.00	2	856	Medium	Japan	Consumer Cyclical
SITC International Holdings Co Ltd	0.00	2	28,735	Medium	Hong Kong	Industrials
NSD Co Ltd	0.00	2	1,045	Small	Japan	Technology
Alk-Abello A/S B	0.00	2	139	Small	Denmark	Healthcare
Hurricane Energy PLC	0.00	2	30,422	Small	United Kingdom	Energy
Senshu Ikeda Holdings Inc	0.00	2	6,919	Small	Japan	Financial Services
TalkTalk Telecom Group PLC	0.00	2	14,434	Small	United Kingdom	Communication Services
ARB Corp Ltd	0.00	2	1,674	Small	Australia	Consumer Cyclical
Corporacion Financiera Alba SA	0.00	2	417	Medium	Spain	Financial Services
Telecom Plus PLC	0.00	2	1,708	Small	United Kingdom	Communication Services
Yanlord Land Group Ltd	0.00	2	21,426	Medium	Singapore	Real Estate
Makino Milling Machine Co Ltd	0.00	2	544	Small	Japan	Industrials



# Target Date Fund 2020

**Total Stocks**  
6752

**Total Bonds**  
10626

**Total Cash**  
415

## Stock Portfolio Analysis as of 09-30-18

Security Name	Net Assets %	Market Value \$	Shares Owned	Market Cap	Country	Sector
u-Blox Holding AG	0.00	2	161	Small	Switzerland	Technology
Tokyo Seimitsu Co Ltd	0.00	2	893	Small	Japan	Technology
Ciz Holdings Co Ltd	0.00	2	627	Medium	Japan	Consumer Defensive
Exedy Co Ltd	0.00	2	700	Medium	Japan	Consumer Cyclical
Frasers Centrepoint Trust	0.00	2	13,969	Medium	Singapore	Real Estate
Oil Refineries Ltd	0.00	2	46,573	Small	Israel	Energy
Sosei Group Corp	0.00	2	1,923	Small	Japan	Healthcare
Pacific Basin Shipping Ltd	0.00	2	97,636	Medium	Hong Kong	Industrials
Yaoko Co Ltd	0.00	2	379	Medium	Japan	Consumer Defensive
Valora Holding AG	0.00	2	86	Small	Switzerland	Consumer Cyclical
Oriflame Holding Ltd	0.00	2	908	Small	Switzerland	Consumer Defensive
ASTM SpA	0.00	2	1,071	Small	Italy	Industrials
Liberbank SA	0.00	2	41,455	Small	Spain	Financial Services
United Arrows Ltd	0.00	2	545	Small	Japan	Consumer Cyclical
Daiseki Co Ltd	0.00	2	840	Small	Japan	Industrials
Pfeiffer Vacuum Technology AG	0.00	2	156	Small	Germany	Industrials
SKY Perfect JSAT Corp	0.00	2	4,810	Medium	Japan	Consumer Cyclical
Altri SGPS SA	0.00	2	2,419	Small	Portugal	Basic Materials
Go-Ahead Group (The) PLC	0.00	2	1,107	Small	United Kingdom	Industrials
Just Group PLC	0.00	2	20,133	Small	United Kingdom	Financial Services
OBIC Business Consultants Co Ltd	0.00	2	260	Medium	Japan	Technology
Pilbara Minerals Ltd	0.00	2	35,640	Small	Australia	Basic Materials
Sanne Group PLC	0.00	2	2,781	Small	United Kingdom	Financial Services
Suedzucker AG	0.00	2	1,746	Small	Germany	Consumer Defensive
Thomas Cook Group PLC	0.00	2	30,738	Small	United Kingdom	Consumer Cyclical
Tecnicas Reunidas SA	0.00	2	754	Small	Spain	Industrials
Noevir Holdings Co Ltd	0.00	2	426	Medium	Japan	Consumer Defensive
Fujitsu General Ltd	0.00	2	1,382	Medium	Japan	Consumer Cyclical
Mochida Pharmaceutical Co Ltd	0.00	2	281	Medium	Japan	Healthcare
Itoham Yonekyu Holdings Inc	0.00	2	3,362	Medium	Japan	Consumer Defensive
Ted Baker PLC	0.00	2	769	Small	United Kingdom	Consumer Cyclical
Yamato Kogyo Co Ltd	0.00	2	748	Medium	Japan	Basic Materials
Ichigo Inc	0.00	2	6,188	Medium	Japan	Financial Services
InvoCare Ltd	0.00	2	2,595	Small	Australia	Consumer Cyclical
euglena Co Ltd	0.00	2	3,013	Small	Japan	Healthcare
Hill & Smith Holdings PLC	0.00	2	1,805	Small	United Kingdom	Industrials
Inaba Denkisangyo Co Ltd	0.00	2	525	Small	Japan	Industrials
Nippon Sheet Glass Co Ltd	0.00	2	2,131	Small	Japan	Basic Materials
Sonae SGPS SA	0.00	2	22,388	Small	Portugal	Consumer Defensive
Sports Direct International PLC	0.00	2	5,216	Small	United Kingdom	Consumer Cyclical
Coface SA	0.00	2	2,446	Small	France	Financial Services
Kinepolis Group NV	0.00	2	388	Small	Belgium	Consumer Cyclical
Ryobi Ltd	0.00	2	589	Small	Japan	Industrials
Brunello Cucinelli SpA	0.00	2	596	Small	Italy	Consumer Cyclical
Hamborner REIT AG	0.00	2	2,196	Small	Germany	Real Estate
KYB Corp	0.00	2	518	Small	Japan	Consumer Cyclical
PATRIZIA Immobilien AG	0.00	2	1,208	Small	Germany	Real Estate
Ogaki Kyoritsu Bank Ltd	0.00	2	906	Small	Japan	Financial Services
Distribuidora Internacional De Alimentacion SA	0.00	2	9,991	Small	Spain	Consumer Defensive
DCM Holdings Co Ltd	0.00	2	2,552	Small	Japan	Consumer Cyclical
Golden Ocean Group Ltd	0.00	2	2,373	Small	Norway	Industrials
Koninklijke Bam Groep NV	0.00	2	6,040	Small	Netherlands	Industrials
Charter Hall Retail REIT	0.00	2	7,565	Small	Australia	Real Estate
Saras SpA	0.00	2	10,842	Small	Italy	Energy
Toshiba Tec Corp	0.00	2	796	Medium	Japan	Technology

# Target Date Fund 2020

**Total Stocks**  
6752

**Total Bonds**  
10626

**Total Cash**  
415

## Stock Portfolio Analysis as of 09-30-18

Security Name	Net Assets %	Market Value \$	Shares Owned	Market Cap	Country	Sector
Chemring Group PLC	0.00	2	8,278	Small	United Kingdom	Industrials
Vicat SA	0.00	2	381	Small	France	Basic Materials
Abacus Property Group	0.00	2	9,406	Small	Australia	Real Estate
Seiko Holdings Corp	0.00	2	824	Small	Japan	Consumer Cyclical
Collectis SA	0.00	1	826	Small	France	Healthcare
Wessanen NV	0.00	1	1,898	Small	France	Consumer Defensive
Man Wah Holdings Ltd	0.00	1	38,721	Medium	Hong Kong	Consumer Cyclical
Schouw & Co A/S	0.00	1	280	Small	Denmark	Consumer Defensive
Central Glass Co Ltd	0.00	1	893	Small	Japan	Basic Materials
Kotobuki Spirits Co Ltd	0.00	1	493	Medium	Japan	Consumer Defensive
Vitrolife AB	0.00	1	1,582	Small	Sweden	Healthcare
Marston's PLC	0.00	1	18,022	Small	United Kingdom	Consumer Cyclical
Sandfire Resources NL	0.00	1	4,317	Small	Australia	Basic Materials
NewRiver REIT PLC	0.00	1	6,898	Small	United Kingdom	Real Estate
Nexans	0.00	1	738	Small	France	Industrials
Sumitomo Warehouse Co Ltd	0.00	1	1,749	Small	Japan	Industrials
Tsubaki Nakashima Co Ltd	0.00	1	1,126	Small	Japan	Industrials
Nobia AB	0.00	1	3,281	Small	Sweden	Consumer Cyclical
MYOB Group Ltd	0.00	1	10,621	Small	Australia	Technology
Ohsho Food Service Corp	0.00	1	332	Small	Japan	Consumer Cyclical
Tokyo Dome Corp	0.00	1	2,649	Small	Japan	Consumer Cyclical
Airport City Ltd	0.00	1	1,901	Small	Israel	Real Estate
Nordic Semiconductor ASA	0.00	1	4,021	Small	Norway	Technology
Raffles Medical Group Ltd	0.00	1	28,063	Medium	Singapore	Healthcare
Sato Holdings Corp	0.00	1	700	Small	Japan	Technology
Betsson AB B	0.00	1	3,014	Small	Sweden	Consumer Cyclical
Fukuoka REIT Corp	0.00	1	15	Small	Japan	Real Estate
Morinaga Milk Industry Co Ltd	0.00	1	854	Small	Japan	Consumer Defensive
NV Bekaert SA	0.00	1	933	Small	Belgium	Industrials
KYORIN Holdings Inc	0.00	1	1,124	Medium	Japan	Healthcare
Mobilezone Holding AG	0.00	1	1,954	Micro	Switzerland	Consumer Cyclical
Ituran Location and Control Ltd	0.00	1	675	Small	Israel	Technology
Paramount Bed Holding Co Ltd	0.00	1	471	Medium	Japan	Healthcare
United Engineers Ltd	0.00	1	11,966	Medium	Singapore	Industrials
Cramo Oyj	0.00	1	1,028	Small	Finland	Industrials
Norwegian Air Shuttle ASA	0.00	1	771	Small	Norway	Industrials
Platinum Asset Management Ltd	0.00	1	5,984	Medium	Australia	Financial Services
Japan Securities Finance Co Ltd	0.00	1	3,871	Small	Japan	Financial Services
Okamura Corp	0.00	1	1,734	Medium	Japan	Industrials
888 Holdings PLC	0.00	1	8,930	Small	United Kingdom	Consumer Cyclical
Nachi-Fujikoshi Corp	0.00	1	472	Small	Japan	Industrials
SAN-A CO Ltd	0.00	1	519	Medium	Japan	Consumer Cyclical
Scandic Hotels Group AB	0.00	1	2,067	Small	Sweden	Consumer Cyclical
Basilea Pharmaceutica Ltd	0.00	1	427	Micro	Switzerland	Healthcare
Parkway Life Real Estate Investment Trust	0.00	1	11,745	Medium	Singapore	Real Estate
Cache Logistics Trust	0.00	1	43,144	Small	Singapore	Real Estate
SIG PLC	0.00	1	14,036	Small	United Kingdom	Industrials
Haitong International Securities Group Ltd	0.00	1	66,279	Medium	Hong Kong	Financial Services
KCOM Group PLC	0.00	1	18,974	Micro	United Kingdom	Communication Services
Sixt SE Participating Preferred	0.00	1	291	Medium	Germany	Industrials
Bega Cheese Ltd	0.00	1	4,710	Small	Australia	Consumer Defensive
EIZO Corp	0.00	1	513	Small	Japan	Technology
Nitta Corp	0.00	1	609	Small	Japan	Industrials
Noritake Co Ltd	0.00	1	368	Small	Japan	Industrials
Round One Corp	0.00	1	1,752	Small	Japan	Consumer Cyclical

# Target Date Fund 2020

**Total Stocks**  
6752

**Total Bonds**  
10626

**Total Cash**  
415

## Stock Portfolio Analysis as of 09-30-18

Security Name	Net Assets %	Market Value \$	Shares Owned	Market Cap	Country	Sector
Eramet SA	0.00	1	219	Medium	France	Basic Materials
Kissei Pharmaceutical Co Ltd	0.00	1	732	Medium	Japan	Healthcare
Granges AB	0.00	1	1,947	Small	Sweden	Basic Materials
Kandenko Co Ltd	0.00	1	2,247	Medium	Japan	Industrials
Outotec Oyj	0.00	1	3,548	Small	Finland	Industrials
Vastned Retail NV	0.00	1	609	Micro	Netherlands	Real Estate
Victoria PLC	0.00	1	2,535	Small	United Kingdom	Consumer Cyclical
Fagron SA	0.00	1	1,200	Small	Belgium	Healthcare
ITE Group PLC	0.00	1	24,718	Micro	United Kingdom	Industrials
Kabu.com Securities Co Ltd	0.00	1	6,865	Small	Japan	Financial Services
Agfa-Gevaert NV	0.00	1	5,053	Small	Belgium	Industrials
Nippo Corp	0.00	1	1,264	Medium	Japan	Industrials
Per Aarsleff Holding A/S B	0.00	1	613	Small	Denmark	Industrials
Irish Continental Group PLC	0.00	1	3,843	Small	Ireland	Industrials
Frasers Commercial Trust	0.00	1	21,720	Medium	Singapore	Real Estate
Hastings Group Holdings PLC	0.00	1	6,861	Small	United Kingdom	Financial Services
Kloeckner & Co SE	0.00	1	2,005	Small	Germany	Basic Materials
Ai Holdings Corp	0.00	1	1,002	Small	Japan	Technology
Kiyo Bank, Ltd	0.00	1	1,448	Small	Japan	Financial Services
Rhoen Klinikum AG	0.00	1	903	Small	Germany	Healthcare
ACEA SpA	0.00	1	1,548	Medium	Italy	Utilities
Gazit-Globe Ltd	0.00	1	2,546	Small	Israel	Real Estate
Super Retail Group Ltd	0.00	1	3,616	Small	Australia	Consumer Cyclical
Euskaltel SA	0.00	1	2,949	Small	Spain	Communication Services
Johnson Electric Holdings Ltd	0.00	1	8,217	Medium	Hong Kong	Technology
Kiwi Property Group Ltd	0.00	1	25,185	Small	New Zealand	Real Estate
Nippon Flour Mills Co Ltd	0.00	1	1,316	Medium	Japan	Consumer Defensive
The Daishi Bank Ltd	0.00	1	535		Japan	Financial Services
TOMY Co Ltd	0.00	1	2,255	Small	Japan	Consumer Cyclical
Topre Corp	0.00	1	917	Small	Japan	Consumer Cyclical
Keihin Corp	0.00	1	1,122	Medium	Japan	Consumer Cyclical
Stagecoach Group PLC	0.00	1	11,372	Small	United Kingdom	Industrials
CFE SA	0.00	1	192	Medium	Belgium	Industrials
Biotest AG Participating Preferred	0.00	1	834	Small	Germany	Healthcare
Daio Paper Corp	0.00	1	1,623	Medium	Japan	Basic Materials
Monex Group Inc	0.00	1	4,828	Small	Japan	Financial Services
Bavarian Nordic A/S	0.00	1	880	Small	Denmark	Healthcare
Spar Nord Bank A/S	0.00	1	2,500	Small	Denmark	Financial Services
Scandinavian Tobacco Group A/S	0.00	1	1,513	Small	Denmark	Consumer Defensive
Starhill Global Real Estate Investment Trust	0.00	1	45,627	Medium	Singapore	Real Estate
Northgate PLC	0.00	1	4,280	Small	United Kingdom	Industrials
Takasago Thermal Engineering Co Ltd	0.00	1	1,282	Small	Japan	Industrials
SAF Holland SA	0.00	1	1,535	Micro	Luxembourg	Consumer Cyclical
HEIWADO Co Ltd	0.00	1	864	Medium	Japan	Consumer Cyclical
DTS Corp	0.00	1	583	Small	Japan	Technology
The Okinawa Electric Power Co Inc	0.00	1	1,101	Small	Japan	Utilities
McCarthy & Stone PLC	0.00	1	13,262	Small	United Kingdom	Consumer Cyclical
Appen Ltd	0.00	1	2,296	Small	Australia	Technology
Tokyu Construction Co Ltd	0.00	1	2,403	Small	Japan	Industrials
Tokyo Broadcasting System Holdings Inc	0.00	1	1,115	Medium	Japan	Consumer Cyclical
Halfords Group PLC	0.00	1	5,625	Small	United Kingdom	Consumer Cyclical
Unipres Corp	0.00	1	1,193	Small	Japan	Consumer Cyclical
Flow Traders NV	0.00	1	790	Small	Netherlands	Financial Services
EDION Corp	0.00	1	2,074	Small	Japan	Consumer Cyclical
Taiyo Holdings Co Ltd	0.00	1	601	Small	Japan	Basic Materials

# Target Date Fund 2020

**Total Stocks**  
6752

**Total Bonds**  
10626

**Total Cash**  
415

## Stock Portfolio Analysis as of 09-30-18

Security Name	Net Assets %	Market Value \$	Shares Owned	Market Cap	Country	Sector
Hypoport AG	0.00	1	101	Small	Germany	Financial Services
Tokyo Steel Manufacturing Co Ltd	0.00	1	3,168	Small	Japan	Basic Materials
UT Group Co Ltd	0.00	1	650	Medium	Japan	Industrials
Gunze Ltd	0.00	1	461	Small	Japan	Consumer Cyclical
Okasan Securities Group Inc	0.00	1	4,506	Small	Japan	Financial Services
Tarkett SA	0.00	1	907	Small	France	Basic Materials
Wacker Neuson SE	0.00	1	905	Small	Germany	Industrials
Genfit SA	0.00	1	1,000	Small	France	Healthcare
Metropole Television SA	0.00	1	1,151	Small	France	Consumer Cyclical
Musashi Seimitsu Industry Co Ltd	0.00	1	1,423	Small	Japan	Consumer Cyclical
Domain Holdings Australia Ltd Ordinary Shares	0.00	1	9,164	Small	Australia	Technology
Valor Holdings Co Ltd	0.00	1	1,003	Small	Japan	Consumer Cyclical
DIP Corp	0.00	1	959	Medium	Japan	Technology
Hitachi Zosen Corp	0.00	1	5,550	Small	Japan	Industrials
Redde PLC	0.00	1	9,146	Small	United Kingdom	Industrials
GungHo Online Entertainment Inc	0.00	1	11,265	Medium	Japan	Technology
Mycronic AB	0.00	1	2,218	Small	Sweden	Technology
Card Factory PLC	0.00	1	8,988	Small	United Kingdom	Consumer Cyclical
Alpine Electronics Inc	0.00	1	1,235	Small	Japan	Consumer Cyclical
Hyakugo Bank Ltd	0.00	1	5,743	Small	Japan	Financial Services
Bank of Georgia Group PLC	0.00	1	1,040	Small	United Kingdom	Financial Services
Precinct Properties New Zealand Ltd	0.00	1	24,311	Small	New Zealand	Real Estate
Seiren Co Ltd	0.00	1	1,369	Small	Japan	Consumer Cyclical
FFP SA	0.00	1	171	Medium	France	Financial Services
PZ Cussons PLC	0.00	1	7,612	Small	United Kingdom	Consumer Defensive
Koenig & Bauer AG	0.00	1	384	Small	Germany	Industrials
AEON DELIGHT Co Ltd	0.00	1	636	Medium	Japan	Industrials
Toei Co Ltd	0.00	1	193	Medium	Japan	Consumer Cyclical
Taikisha Ltd	0.00	1	711	Small	Japan	Industrials
Credito Valtellinese SpA	0.00	1	185,013	Small	Italy	Financial Services
Intershop Holding AG	0.00	1	46	Small	Switzerland	Real Estate
Yamazaki Corp	0.00	1	1,945	Small	Japan	Industrials
Arbonia AG	0.00	1	1,702	Small	Switzerland	Basic Materials
Great Eagle Holdings Ltd	0.00	1	4,645	Large	Hong Kong	Consumer Cyclical
Southern Cross Media Group Ltd	0.00	1	24,865	Small	Australia	Consumer Cyclical
Koei Tecmo Holdings Co Ltd	0.00	1	1,349	Medium	Japan	Technology
Showa Corp	0.00	1	1,511	Small	Japan	Consumer Cyclical
Japan Aviation Electronics Industry Ltd	0.00	1	1,377	Medium	Japan	Technology
Kohnan Shoji Co Ltd	0.00	1	918	Small	Japan	Consumer Cyclical
Maxell Holdings Ltd	0.00	1	1,481	Small	Japan	Technology
Hokutsu Corp	0.00	1	4,259	Small	Japan	Basic Materials
GB Group PLC	0.00	1	3,058	Small	United Kingdom	Technology
Macnica Fuji Electronics Holdings Inc	0.00	1	1,313	Small	Japan	Technology
ROYAL HOLDINGS Co Ltd	0.00	1	889	Small	Japan	Consumer Cyclical
Oxford Instruments PLC	0.00	1	1,796	Small	United Kingdom	Technology
Television Broadcasts Ltd	0.00	1	8,162	Medium	Hong Kong	Consumer Cyclical
VZ Holding AG	0.00	1	78	Small	Switzerland	Financial Services
Alm. Brand A/S	0.00	1	2,714	Small	Denmark	Financial Services
Isra Vision AG	0.00	1	461	Small	Germany	Technology
Kerry Logistics Network Ltd	0.00	1	13,905	Medium	Hong Kong	Industrials
CapitalLand Retail China Trust	0.00	1	21,869	Medium	Singapore	Real Estate
Onward Holdings Co Ltd	0.00	1	3,464	Small	Japan	Consumer Cyclical
NIPPON STEEL & SUMIKIN BUSSAN CORP	0.00	1	462	Medium	Japan	Industrials
APN Outdoor Group Ltd	0.00	1	4,816	Small	Australia	Consumer Cyclical
Keiyo Bank Ltd	0.00	1	2,757	Small	Japan	Financial Services

# Target Date Fund 2020

**Total Stocks**  
6752

**Total Bonds**  
10626

**Total Cash**  
415

## Stock Portfolio Analysis as of 09-30-18

Security Name	Net Assets %	Market Value \$	Shares Owned	Market Cap	Country	Sector
Nichi-Iko Pharmaceutical Co Ltd	0.00	1	1,562	Small	Japan	Healthcare
Tod's SpA	0.00	1	340	Small	Italy	Consumer Cyclical
NetEnt AB B	0.00	1	5,728	Small	Sweden	Technology
Nippon Soda Co Ltd	0.00	1	754	Small	Japan	Basic Materials
Chip Eng Seng Corp Ltd	0.00	1	37,977	Small	Singapore	Industrials
Ryosan Co Ltd	0.00	1	638	Small	Japan	Technology
Virbac SA	0.00	1	140	Small	France	Healthcare
International Personal Finance PLC	0.00	1	7,910	Micro	United Kingdom	Financial Services
BML Inc	0.00	1	762	Small	Japan	Healthcare
NOMURA Co Ltd	0.00	1	1,124	Small	Japan	Industrials
Restaurant Group (The) PLC	0.00	1	5,972	Small	United Kingdom	Consumer Cyclical
Autoneum Holding AG	0.00	1	114	Small	Switzerland	Consumer Cyclical
Doutor Nichires Holdings Co Ltd	0.00	1	1,249	Small	Japan	Consumer Cyclical
Global One Real Estate Investment Corp	0.00	1	23	Small	Japan	Real Estate
RIB Software SE	0.00	1	1,094	Small	Germany	Technology
Dunelm Group PLC	0.00	1	3,254	Small	United Kingdom	Consumer Cyclical
Gulf Keystone Petroleum Ltd	0.00	1	6,169	Small	Iraq	Energy
Universal Entertainment Corp	0.00	1	761	Medium	Japan	Consumer Cyclical
CVS Group PLC	0.00	1	1,914	Small	United Kingdom	Consumer Cyclical
Prima Meat Packers Ltd	0.00	1	983	Small	Japan	Consumer Defensive
Ratos AB B	0.00	1	6,370	Small	Sweden	Financial Services
Genesis Energy Ltd	0.00	1	13,543	Medium	New Zealand	Utilities
BinckBank NV	0.00	1	3,763	Micro	Netherlands	Financial Services
Heiwa Real Estate REIT Inc	0.00	1	23	Small	Japan	Real Estate
Mersen SA	0.00	1	661	Small	France	Technology
Vectura Group PLC	0.00	1	22,302	Micro	United Kingdom	Healthcare
Fujitech Co Ltd	0.00	1	1,731	Small	Japan	Industrials
Nissha Co Ltd	0.00	1	1,189	Small	Japan	Industrials
Nisshin Oillio Group Ltd	0.00	1	790	Small	Japan	Consumer Defensive
Banca Monte dei Paschi di Siena	0.00	1	8,912	Medium	Italy	Financial Services
Uponor Oyj A	0.00	1	1,775	Small	Finland	Basic Materials
Broadleaf Co Ltd	0.00	1	3,215	Small	Japan	Technology
EnQuest PLC	0.00	1	43,040	Micro	United Kingdom	Energy
Financial Products Group Co Ltd	0.00	1	2,423	Small	Japan	Financial Services
On The Beach Group PLC	0.00	1	3,595	Small	United Kingdom	Consumer Cyclical
Hogy Medical Co Ltd	0.00	1	672	Small	Japan	Healthcare
SpeedCast International Ltd	0.00	1	7,999	Small	Australia	Communication Services
EFG International AG	0.00	1	3,023	Small	Switzerland	Financial Services
Navitas Ltd	0.00	1	7,176	Small	Australia	Consumer Defensive
Nichiha Corp	0.00	1	877	Small	Japan	Basic Materials
De La Rue PLC	0.00	1	3,692	Micro	United Kingdom	Industrials
M1 Ltd	0.00	1	15,029	Medium	Singapore	Communication Services
NEC Networks & System Integration Corp	0.00	1	1,001	Small	Japan	Technology
Delek Group Ltd	0.00	1	137	Small	Israel	Financial Services
Rieter Holding AG	0.00	1	150	Micro	Switzerland	Industrials
IDEC Corp	0.00	1	1,059	Small	Japan	Industrials
Mitchells & Butlers PLC	0.00	1	6,741	Small	United Kingdom	Consumer Cyclical
BioGaia AB B	0.00	1	462	Small	Sweden	Healthcare
Melisron Ltd	0.00	1	534	Small	Israel	Real Estate
IBJ Leasing Co Ltd	0.00	1	867	Small	Japan	Industrials
Arjo AB Class B	0.00	1	6,868	Small	Sweden	Healthcare
Cloetta AB B	0.00	1	7,511	Small	Sweden	Consumer Defensive
RPS Group PLC	0.00	1	8,090	Micro	United Kingdom	Industrials
Superdry PLC	0.00	1	1,639	Small	United Kingdom	Consumer Cyclical
Bilia AB A	0.00	1	2,845	Small	Sweden	Consumer Cyclical

# Target Date Fund 2020

**Total Stocks**  
6752

**Total Bonds**  
10626

**Total Cash**  
415

## Stock Portfolio Analysis as of 09-30-18

Security Name	Net Assets %	Market Value \$	Shares Owned	Market Cap	Country	Sector
Joyful Honda Co Ltd	0.00	1	1,468	Small	Japan	Consumer Cyclical
Kato Sangyo Co Ltd	0.00	1	688	Small	Japan	Consumer Defensive
Klovern AB B	0.00	1	17,671	Small	Sweden	Real Estate
TokyoTokai Co Ltd	0.00	1	603	Small	Japan	Consumer Cyclical
CKD Corp	0.00	1	1,808	Small	Japan	Industrials
KWS SAAT SE	0.00	1	60	Small	Germany	Consumer Defensive
Nisshin Steel Co Ltd	0.00	1	1,547	Medium	Japan	Basic Materials
SGL Carbon SE	0.00	1	2,120	Small	Germany	Basic Materials
Caverion Oyj	0.00	1	2,904	Small	Finland	Industrials
EPS Holdings Inc	0.00	1	1,088	Small	Japan	Healthcare
Nikkiso Co Ltd	0.00	1	1,773	Small	Japan	Industrials
Ferrexpo PLC	0.00	1	8,890	Small	United Kingdom	Basic Materials
Heidelberger Druckmaschinen AG	0.00	1	8,680	Small	Germany	Industrials
IQE PLC	0.00	1	21,691	Small	United Kingdom	Technology
IPH Ltd	0.00	1	5,328	Small	Australia	Industrials
Mitsubishi Pencil Co Ltd	0.00	1	1,261	Small	Japan	Industrials
Papeles y Cartones de Europa SA	0.00	1	1,195	Small	Spain	Basic Materials
AVEO Group	0.00	1	15,879	Small	Australia	Real Estate
Galaxy Resources Ltd	0.00	1	12,882	Small	Australia	Basic Materials
Sanoma Oyj	0.00	1	2,358	Small	Finland	Consumer Cyclical
Bellamy's Australia Ltd	0.00	1	3,135	Small	Australia	Consumer Defensive
Lynas Corp Ltd	0.00	1	20,110	Small	Australia	Basic Materials
Pets at Home Group PLC	0.00	1	14,905	Small	United Kingdom	Consumer Cyclical
DFS Furniture PLC	0.00	1	8,239	Micro	United Kingdom	Consumer Cyclical
Nissin Kogyo Co Ltd	0.00	1	1,378	Small	Japan	Consumer Cyclical
Smart Metering Systems PLC	0.00	1	2,889	Small	United Kingdom	Industrials
Savills PLC	0.00	1	53,931	Small	United Kingdom	Real Estate
Tubacex SA	0.00	1	6,283	Micro	Spain	Basic Materials
Create SD Holdings Co Ltd	0.00	1	891	Medium	Japan	Consumer Defensive
Kintetsu World Express Inc	0.00	1	1,210	Medium	Japan	Industrials
MITIE Group PLC	0.00	1	12,132	Micro	United Kingdom	Industrials
Virtus Health Ltd	0.00	1	5,728	Micro	Australia	Healthcare
Atresmedia Corporacion de Medios de Comunicacion SA	0.00	1	3,735	Small	Spain	Consumer Cyclical
Cairn Homes PLC	0.00	1	13,686	Small	Ireland	Consumer Cyclical
Giordano International Ltd	0.00	1	46,209	Medium	Hong Kong	Consumer Cyclical
Star Micronics Co Ltd	0.00	1	1,305	Small	Japan	Technology
ESR-REIT	0.00	1	62,178	Small	Singapore	Real Estate
United Super Markets Holdings Inc	0.00	1	1,864	Medium	Japan	Consumer Cyclical
Juroku Bank Ltd	0.00	1	912	Small	Japan	Financial Services
Nanto Bank Ltd	0.00	1	915	Small	Japan	Financial Services
Nordex SE	0.00	1	2,156	Small	Germany	Industrials
CEWE Stiftung & Co KGaA	0.00	1	279	Micro	Germany	Consumer Cyclical
Mos Food Service Inc	0.00	1	889	Small	Japan	Consumer Cyclical
Mitsui Fudosan Logistics Park Inc	0.00	1	8	Small	Japan	Real Estate
Cafe de Coral Holdings Ltd	0.00	1	10,145	Medium	Hong Kong	Consumer Cyclical
Goodman Property Trust	0.00	1	22,659	Small	New Zealand	Real Estate
Origin Enterprises PLC	0.00	1	3,524	Small	Ireland	Consumer Defensive
OUE Hospitality Trust	0.00	1	44,043	Medium	Singapore	Real Estate
Bobst Group SA	0.00	1	295	Small	Switzerland	Industrials
Menzies (John) PLC	0.00	1	3,248	Micro	United Kingdom	Industrials
Ramirent Oyj	0.00	1	2,871	Small	Finland	Industrials
Television Francaise 1 SA	0.00	1	2,198	Small	France	Consumer Cyclical
Gocompare.com Group PLC	0.00	1	18,329	Micro	United Kingdom	Technology
TOCALO Co Ltd	0.00	1	2,253	Small	Japan	Industrials
Totetsu Kogyo Co Ltd	0.00	1	902	Small	Japan	Industrials

# Target Date Fund 2020

**Total Stocks**  
6752

**Total Bonds**  
10626

**Total Cash**  
415

## Stock Portfolio Analysis as of 09-30-18

Security Name	Net Assets %	Market Value \$	Shares Owned	Market Cap	Country	Sector
Pharming Group	0.00	1	20,286	Micro	United States	Healthcare
Kumiai Chemical Industry Co Ltd	0.00	1	3,072	Small	Japan	Basic Materials
Western Areas Ltd	0.00	1	12,059	Small	Australia	Basic Materials
Hutchison Telecommunications Hong Kong Holdings Ltd	0.00	1	58,771	Medium	Hong Kong	Communication Services
Jins Inc	0.00	1	435	Small	Japan	Consumer Cyclical
Meidensha Corp	0.00	1	1,417	Small	Japan	Industrials
Diebold Nixdorf AG	0.00	1	353	Small	Germany	Technology
Orocobre Ltd	0.00	1	7,601	Small	Australia	Basic Materials
ASKUL Corp	0.00	1	773	Medium	Japan	Consumer Cyclical
Lisi SA	0.00	1	644	Small	France	Industrials
United Laboratories International Holdings Ltd	0.00	1	26,168	Medium	China	Healthcare
Zehnder Group AG Grp A - Reg Form	0.00	1	530	Micro	Switzerland	Basic Materials
DIC Asset AG	0.00	1	2,108	Small	Germany	Real Estate
Guotai Junan International Holdings Ltd	0.00	1	132,557	Medium	China	Financial Services
Hamburger Hafen und Logistik AG	0.00	1	987	Small	Germany	Industrials
Seven West Media Ltd	0.00	1	32,076	Small	Australia	Consumer Cyclical
UACJ Corp	0.00	1	969	Small	Japan	Basic Materials
Kitz Corp	0.00	1	2,684	Small	Japan	Industrials
Stock Spirits Group PLC	0.00	1	9,034	Micro	United Kingdom	Consumer Defensive
Hoist Finance AB	0.00	1	2,767	Micro	Sweden	Financial Services
Saizeriya Co Ltd	0.00	1	1,187	Small	Japan	Consumer Cyclical
Earth Corp	0.00	1	483	Small	Japan	Basic Materials
FUJI Kyuko Co Ltd	0.00	1	710	Medium	Japan	Industrials
Komeri Co Ltd	0.00	1	993	Small	Japan	Consumer Cyclical
Press Kogyo Co Ltd	0.00	1	4,394	Small	Japan	Consumer Cyclical
Renewi PLC	0.00	1	31,223	Micro	United Kingdom	Industrials
Toho Zinc Co Ltd	0.00	1	585	Small	Japan	Basic Materials
Ichibanya Co Ltd	0.00	1	583	Small	Japan	Consumer Cyclical
V Technology Co Ltd	0.00	1	155	Small	Japan	Technology
Komori Corp	0.00	1	1,862	Small	Japan	Industrials
Menicon Co Ltd	0.00	1	951	Small	Japan	Healthcare
Avex Inc	0.00	1	1,626	Small	Japan	Consumer Cyclical
G8 Education Ltd	0.00	1	16,038	Small	Australia	Consumer Defensive
Siix Corp	0.00	1	1,333	Small	Japan	Technology
Far East Consortium International Ltd	0.00	1	44,078	Medium	China	Real Estate
Partner Communications Co Ltd	0.00	1	4,414	Small	Israel	Communication Services
Wing Tai Holdings Ltd	0.00	1	16,262	Medium	Singapore	Real Estate
Comet Holding AG	0.00	1	229	Small	Switzerland	Technology
HIRATA Corp	0.00	1	322	Small	Japan	Industrials
CTT-Correios de Portugal SA	0.00	1	5,919	Micro	Portugal	Industrials
Daikyo Inc	0.00	1	1,140	Medium	Japan	Real Estate
Internet Initiative Japan Inc	0.00	1	1,144	Small	Japan	Technology
Sanken Electric Co Ltd	0.00	1	886	Small	Japan	Technology
Toshiba Machine Co Ltd	0.00	1	1,037	Small	Japan	Industrials
Iino Kaiun Kaisha Ltd	0.00	1	4,529	Small	Japan	Industrials
Sa SA International Holdings Ltd	0.00	1	41,844	Medium	Hong Kong	Consumer Cyclical
JVC Kenwood Corp	0.00	1	8,264	Micro	Japan	Technology
TOMONY Holdings Inc	0.00	1	5,435	Small	Japan	Financial Services
Unizo Holdings Co Ltd	0.00	1	1,204	Small	Japan	Real Estate
Dignity PLC	0.00	1	1,747	Micro	United Kingdom	Consumer Cyclical
Hokkoku Bank Ltd	0.00	1	600	Small	Japan	Financial Services
Maruwa Co Ltd	0.00	1	347	Small	Japan	Technology
Bertrandt AG	0.00	1	251	Small	Germany	Consumer Cyclical
Raito Kogyo Co Ltd	0.00	1	1,622	Small	Japan	Industrials
HT&E Ltd	0.00	1	10,692	Small	Australia	Consumer Cyclical

# Target Date Fund 2020

**Total Stocks**  
6752

**Total Bonds**  
10626

**Total Cash**  
415

## Stock Portfolio Analysis as of 09-30-18

Security Name	Net Assets %	Market Value \$	Shares Owned	Market Cap	Country	Sector
Solocal Group SA	0.00	1	19,981	Micro	France	Technology
DO & Co AG	0.00	1	266	Small	Austria	Industrials
Kadokawa Dwango Corp	0.00	1	2,121	Small	Japan	Consumer Cyclical
Japan Petroleum Exploration Co Ltd	0.00	1	1,012	Small	Japan	Energy
Ypsomed Holding AG	0.00	1	162	Small	Switzerland	Healthcare
Nitto Boseki Co Ltd	0.00	1	992	Small	Japan	Basic Materials
Ringer Hut Co Ltd	0.00	1	1,096	Small	Japan	Consumer Cyclical
Clal Insurance Enterprises Holdings Ltd	0.00	1	1,232	Small	Israel	Financial Services
Pact Group Holdings Ltd	0.00	1	8,623	Small	Australia	Consumer Cyclical
Prosperity Real Estate Investment Trust	0.00	1	59,738	Small	Hong Kong	Real Estate
MLP SE	0.00	1	3,633	Micro	Germany	Financial Services
Purplebricks Group PLC	0.00	1	7,765	Small	United Kingdom	Real Estate
ABC arbitrage SA	0.00	1	3,202	Micro	France	Financial Services
Protector Forsikring ASA	0.00	1	3,566	Micro	Norway	Financial Services
Ya-Man Ltd	0.00	1	1,142	Small	Japan	Consumer Defensive
Vossloh AG	0.00	1	446	Small	Germany	Industrials
Georgia Capital PLC	0.00	1	1,595	Micro	United Kingdom	Industrials
GREE Inc	0.00	1	4,918	Small	Japan	Technology
Obara Group Inc	0.00	1	481	Small	Japan	Industrials
Pacific Textiles Holdings Ltd	0.00	1	27,227	Medium	Vietnam	Consumer Cyclical
Freightways Ltd	0.00	1	4,477	Small	New Zealand	Industrials
Ardent Leisure Group	0.00	1	17,970	Small	Australia	Consumer Cyclical
Relia Inc	0.00	1	1,883	Small	Japan	Industrials
Starts Corp Inc	0.00	1	1,052	Small	Japan	Real Estate
T-Gaia Corp	0.00	1	889	Medium	Japan	Communication Services
Bonduelle SA	0.00	1	737	Small	France	Consumer Defensive
First Resources Ltd	0.00	1	18,875	Medium	Singapore	Consumer Defensive
Kanto Denka Kogyo Co Ltd	0.00	1	2,154	Small	Japan	Basic Materials
transcosmos inc	0.00	1	917	Small	Japan	Industrials
Hosiden Corp	0.00	1	2,366	Small	Japan	Technology
XXL ASA	0.00	1	4,505	Micro	Norway	Consumer Cyclical
Hankyu Hanshin REIT Inc	0.00	1	19	Small	Japan	Real Estate
Lindab International AB	0.00	1	3,104	Micro	Sweden	Basic Materials
Orange Belgium SA	0.00	1	1,476	Small	Belgium	Communication Services
Japan Display Inc	0.00	1	21,089	Small	Japan	Technology
Nichicon Corp	0.00	1	2,352	Small	Japan	Technology
FlexiGroup Ltd	0.00	1	16,750	Small	Australia	Financial Services
Derichebourg SA	0.00	1	4,346	Small	France	Industrials
Kisoji Co Ltd	0.00	1	987	Small	Japan	Consumer Cyclical
Shinko Electric Industries Co Ltd	0.00	1	2,757	Small	Japan	Technology
TPR Co Ltd	0.00	1	877	Small	Japan	Consumer Cyclical
Mitsui Sugar Co Ltd	0.00	1	809	Small	Japan	Consumer Defensive
Nishimatsuya Chain Co Ltd	0.00	1	2,308	Small	Japan	Consumer Cyclical
Australian Pharmaceutical Industries Ltd	0.00	1	18,595	Small	Australia	Healthcare
Metlifecare Ltd	0.00	1	5,386	Small	New Zealand	Healthcare
Syrah Resources Ltd	0.00	1	13,946	Small	Australia	Basic Materials
Futaba Corp	0.00	1	1,288	Small	Japan	Technology
Token Corp	0.00	1	354	Small	Japan	Industrials
Credito Emiliano	0.00	1	3,530	Small	Italy	Financial Services
Salini Impregilo SPA	0.00	1	9,416	Small	Italy	Industrials
Aida Engineering Ltd	0.00	1	2,595	Small	Japan	Industrials
GWA Group Ltd	0.00	1	10,281	Small	Australia	Consumer Cyclical
Heiwa Real Estate Co Ltd	0.00	1	1,312	Small	Japan	Real Estate
Seikagaku Corp	0.00	1	1,525	Small	Japan	Healthcare
Jaccs Co Ltd	0.00	1	1,098	Small	Japan	Financial Services



# Target Date Fund 2020

**Total Stocks**  
6752

**Total Bonds**  
10626

**Total Cash**  
415

## Stock Portfolio Analysis as of 09-30-18

Security Name	Net Assets %	Market Value \$	Shares Owned	Market Cap	Country	Sector
EVN AG	0.00	1	1,184	Medium	Austria	Utilities
Ishihara Sangyo Kaisha Ltd	0.00	1	1,512	Small	Japan	Basic Materials
AO World PLC	0.00	1	12,712	Small	United Kingdom	Consumer Cyclical
Draegerwerk AG & Co KGaA Participating Preferred	0.00	1	366	Small	Germany	Healthcare
Maire Tecnimont SpA	0.00	1	5,152	Small	Italy	Industrials
Geo Holdings Corp	0.00	1	1,534	Small	Japan	Consumer Cyclical
istyle Inc	0.00	1	1,957	Small	Japan	Technology
Soilbuild Business Space REIT	0.00	1	52,851	Small	Singapore	Real Estate
Musashino Bank Ltd	0.00	1	804	Small	Japan	Financial Services
ADVA Optical Networking SE	0.00	1	2,960	Micro	Germany	Technology
Hansteen Holdings PLC	0.00	1	18,348	Micro	United Kingdom	Real Estate
Citic Telecom International Holdings Ltd	0.00	1	68,016	Medium	China	Communication Services
Helical PLC	0.00	1	5,377	Micro	United Kingdom	Real Estate
Rami Levi Chain Stores Hashikma Marketing 2006 Ltd	0.00	1	491	Micro	Israel	Consumer Defensive
Takkt AG	0.00	1	1,465	Small	Germany	Industrials
Lippo Malls Indonesia Retail Trust	0.00	1	121,964	Small	Singapore	Real Estate
Nippon Signal Co Ltd	0.00	1	2,269	Small	Japan	Technology
Ricoh Leasing Co Ltd	0.00	1	704	Small	Japan	Financial Services
Boiron SA	0.00	1	345	Small	France	Healthcare
Leonteq Ltd	0.00	1	446	Small	Switzerland	Financial Services
Piaggio & C. SpA	0.00	1	10,138	Small	Italy	Consumer Cyclical
Toridoll Holdings Corp	0.00	1	1,066	Small	Japan	Consumer Cyclical
Koa Corp	0.00	1	1,344	Small	Japan	Technology
Migdal Insurance & Financial Holdings Ltd	0.00	1	20,909	Small	Israel	Financial Services
Accell Group NV	0.00	1	1,194	Micro	Netherlands	Consumer Cyclical
Brunel International NV	0.00	1	1,604	Small	Germany	Industrials
BW LPG Ltd	0.00	1	5,301	Small	Singapore	Industrials
Tokyo Kiraboshi Financial Group Inc	0.00	1	1,089	Small	Japan	Financial Services
Modec Inc	0.00	1	710	Medium	Japan	Energy
Piolax Inc	0.00	1	1,044	Small	Japan	Consumer Cyclical
Daihen Corp	0.00	1	907	Small	Japan	Industrials
Spire Healthcare Group PLC	0.00	1	12,489	Small	United Kingdom	Healthcare
Nissan Shatai Co Ltd	0.00	1	2,572	Small	Japan	Consumer Cyclical
Pacific Metals Co Ltd	0.00	1	623	Small	Japan	Basic Materials
STRATEC Biomedical AG	0.00	1	309	Small	Germany	Healthcare
Inwido AB	0.00	1	3,083	Micro	Sweden	Basic Materials
Fujimi Inc	0.00	1	893	Small	Japan	Industrials
Okamoto Industries Inc	0.00	1	424	Small	Japan	Consumer Cyclical
Sky Network Television Ltd	0.00	1	15,913	Small	New Zealand	Communication Services
Accordia Golf Trust Units Reg S	0.00	1	58,185	Small	Singapore	Real Estate
Kansai Mirai Financial Group Inc	0.00	1	2,478	Medium	Japan	Financial Services
Premier Foods PLC	0.00	1	42,024	Micro	United Kingdom	Consumer Defensive
DaikyoNishikawa Corp	0.00	1	2,008	Small	Japan	Consumer Cyclical
Unitika Ltd	0.00	1	3,641	Micro	Japan	Consumer Cyclical
Banca Ifis	0.00	1	1,030	Small	Italy	Financial Services
Furukawa Co Ltd	0.00	1	1,574	Small	Japan	Industrials
Asahi Diamond Industrial Co Ltd	0.00	1	3,291	Micro	Japan	Industrials
Majestic Wine PLC	0.00	1	4,563	Micro	United Kingdom	Consumer Defensive
Canon Electronics Inc	0.00	1	1,105	Small	Japan	Industrials
Kudelski SA	0.00	1	2,702	Micro	Switzerland	Technology
Nippon Seiki Co Ltd	0.00	1	1,224	Small	Japan	Consumer Cyclical
Inabata & Co Ltd	0.00	1	1,509	Small	Japan	Technology
Nippon Thompson Co Ltd	0.00	1	3,492	Small	Japan	Industrials
Tachi-S Co Ltd	0.00	1	1,551	Small	Japan	Consumer Cyclical
Guerbet	0.00	1	307	Small	France	Healthcare

# Target Date Fund 2020

**Total Stocks**  
6752

**Total Bonds**  
10626

**Total Cash**  
415

## Stock Portfolio Analysis as of 09-30-18

Security Name	Net Assets %	Market Value \$	Shares Owned	Market Cap	Country	Sector
Tamron Co Ltd	0.00	1	1,089	Small	Japan	Consumer Cyclical
Meyer Burger Technology AG	0.00	1	32,619	Micro	Switzerland	Technology
Lookers PLC	0.00	1	16,727	Micro	United Kingdom	Consumer Cyclical
Mitsui-Soko Holdings Co Ltd	0.00	1	1,272	Small	Japan	Industrials
Australian Agricultural Co Ltd	0.00	1	24,962	Small	Australia	Consumer Defensive
Danieli & C. Officine Meccaniche SpA Registered Shares	0.00	1	1,287	Small	Italy	Industrials
Oiles Corp	0.00	1	1,077	Small	Japan	Industrials
Sanyo Special Steel Co Ltd	0.00	1	951	Small	Japan	Basic Materials
Shikun & Binui Ltd	0.00	1	11,297	Small	Israel	Industrials
TSI Holdings Co Ltd	0.00	1	3,184	Small	Japan	Consumer Cyclical
Yokohama Reito Co Ltd	0.00	1	2,862	Small	Japan	Consumer Defensive
Genworth Mortgage Insurance Australia Ltd	0.00	1	13,039	Small	Australia	Financial Services
Matas A/S	0.00	1	2,373	Micro	Denmark	Consumer Cyclical
Pepper Food Service Co Ltd	0.00	1	657	Small	Japan	Consumer Cyclical
XEBIO holdings Co Ltd	0.00	1	1,591	Small	Japan	Consumer Cyclical
Asian Pay Television Trust	0.00	1	97,572	Small	Singapore	Communication Services
Sabana Shari'ah Compliant Industrial Real Estate Investment Trust	0.00	1	73,746	Small	Singapore	Real Estate
Ryoyo Electro Corp	0.00	1	1,501	Micro	Japan	Technology
BayWa AG share with restricted transferability	0.00	1	696	Small	Germany	Industrials
Nissin Electric Co Ltd	0.00	1	2,549	Small	Japan	Technology
Sintokogio Ltd	0.00	1	2,294	Small	Japan	Industrials
Wallenius Wilhelmsen Logistics ASA	0.00	1	5,415	Small	Norway	Industrials
Dampskibsselskabet NORDEN A/S	0.00	1	1,527	Micro	Denmark	Industrials
Greencross Ltd	0.00	1	7,565	Micro	Australia	Healthcare
SmarTone Telecommunications Holdings Ltd	0.00	1	17,428	Medium	Hong Kong	Communication Services
Argosy Property Ltd	0.00	1	31,825	Small	New Zealand	Real Estate
Radisson Hospitality AB	0.00	1	5,662	Micro	Sweden	Consumer Cyclical
Hokuto Corp	0.00	1	1,358	Small	Japan	Consumer Defensive
Bank of The RyukyusLtd	0.00	1	1,901	Small	Japan	Financial Services
CIR Compagnie Industriale Riunite SpA	0.00	1	20,327	Small	Italy	Consumer Cyclical
First Real Estate Investment Trust	0.00	1	25,167	Medium	Singapore	Real Estate
Shaanxi Coal Industry Co Ltd Class A	0.00	1	1,801,163	Large	China	Basic Materials
Nobina AB	0.00	1	3,245	Micro	Sweden	Industrials
COLOPL Inc	0.00	1	3,577	Small	Japan	Technology
Ophir Energy PLC	0.00	1	46,958	Micro	United Kingdom	Energy
Toho Bank Ltd	0.00	1	6,262	Small	Japan	Financial Services
J Trust Co Ltd	0.00	1	3,820	Small	Japan	Financial Services
Kurabo Industries Ltd	0.00	1	854	Small	Japan	Consumer Cyclical
Yuasa Trading Co Ltd	0.00	1	646	Small	Japan	Industrials
Topy Industries Ltd	0.00	1	788	Small	Japan	Consumer Cyclical
Rosneft Oil Co GDR	0.00	1	726	Giant	Russia	Energy
Cellcom Israel Ltd	0.00	1	3,389	Micro	Israel	Communication Services
Danieli & C. Officine Meccaniche SpA Registered Shares	0.00	1	871	Small	Italy	Industrials
Elders Ltd	0.00	1	4,524	Small	Australia	Consumer Defensive
Nippon Denko Co Ltd	0.00	1	8,906	Micro	Japan	Basic Materials
Schmolz+Bickenbach AG	0.00	1	29,289	Small	Switzerland	Basic Materials
Automotive Holdings Group Ltd	0.00	1	14,514	Small	Australia	Consumer Cyclical
Oriola Corp B	0.00	1	7,073	Micro	Finland	Consumer Defensive
AOKI Holdings Inc	0.00	1	1,697	Small	Japan	Consumer Cyclical
Finnair Oyj	0.00	1	2,787	Small	Finland	Industrials
Ion Beam Applications SA	0.00	1	1,135	Micro	Belgium	Healthcare
Sakai Chemical Industry Co Ltd	0.00	1	940	Small	Japan	Basic Materials
Landing International Development Ltd	0.00	1	72,065	Medium	China	Consumer Cyclical
Matsuya Co Ltd	0.00	1	2,039	Small	Japan	Consumer Cyclical
Morita Holdings Corp	0.00	1	1,025	Small	Japan	Industrials

# Target Date Fund 2020

**Total Stocks**  
6752

**Total Bonds**  
10626

**Total Cash**  
415

## Stock Portfolio Analysis as of 09-30-18

Security Name	Net Assets %	Market Value \$	Shares Owned	Market Cap	Country	Sector
Hyakujushi Bank Ltd	0.00	1	787	Small	Japan	Financial Services
Kyokuto Kaihatsu Kogyo Co Ltd	0.00	1	1,465	Small	Japan	Industrials
PLENUS Co Ltd	0.00	1	1,423	Small	Japan	Consumer Cyclical
Shun Tak Holdings Ltd	0.00	1	66,521	Medium	Hong Kong	Industrials
Macau Legend Development Ltd	0.00	1	127,890	Medium	Macao	Consumer Cyclical
MegaChips Corp	0.00	1	1,103	Small	Japan	Technology
Global Dominion Access SA	0.00	1	3,806	Small	Spain	Technology
Pioneer Corp	0.00	1	22,725	Micro	Japan	Technology
Technicolor SA	0.00	1	19,362	Micro	France	Consumer Cyclical
Sanden Holdings Corp	0.00	1	1,689	Micro	Japan	Industrials
Toho Titanium Co Ltd	0.00	1	1,927	Small	Japan	Basic Materials
Pack Corp	0.00	1	627	Small	Japan	Consumer Cyclical
Cawachi Ltd	0.00	1	1,141	Small	Japan	Consumer Defensive
Itochu Enex Co Ltd	0.00	1	2,294	Small	Japan	Energy
Toppan Forms Co Ltd	0.00	1	2,414	Small	Japan	Industrials
Bank of Okinawa Ltd	0.00	1	656	Small	Japan	Financial Services
Toyotanso Co Ltd	0.00	1	782	Small	Japan	Technology
Stolt-Nielsen Ltd	0.00	1	1,517	Small	United States	Industrials
Sankyo Tateyama Inc	0.00	1	1,829	Micro	Japan	Basic Materials
VT HOLDINGS Co Ltd	0.00	1	5,251	Small	Japan	Consumer Cyclical
Shinko Plantech Co Ltd	0.00	1	2,230	Small	Japan	Industrials
TV Asahi Holdings Corp	0.00	1	1,208	Medium	Japan	Consumer Cyclical
China LNG Group Ltd	0.00	1	156,555	Medium	China	Financial Services
Nitto Kogyo Corp	0.00	1	1,255	Small	Japan	Technology
NNIT A/S	0.00	1	836	Micro	Denmark	Technology
Toa Corp	0.00	1	1,055	Small	Japan	Industrials
Daibiru Corp	0.00	1	2,200	Small	Japan	Real Estate
Nippon Chemi-Con Corp	0.00	1	829	Small	Japan	Technology
COSCO Shipping International (Singapore) Co Ltd	0.00	1	76,411	Medium	Singapore	Industrials
Riken Corp	0.00	1	416	Small	Japan	Consumer Cyclical
Adastria Co Ltd	0.00	1	1,737	Small	Japan	Consumer Cyclical
EVS Broadcast Equipment SA	0.00	1	1,170	Micro	Belgium	Technology
Mekonomen AB	0.00	1	1,633	Micro	Sweden	Consumer Cyclical
Solar A/S B	0.00	1	371	Micro	Denmark	Technology
Tochigi Bank Ltd	0.00	1	6,937	Micro	Japan	Financial Services
Assystem SA	0.00	1	689	Micro	France	Industrials
Nippon Road Co Ltd	0.00	1	401	Small	Japan	Industrials
Aichi Steel Corp	0.00	1	608	Small	Japan	Basic Materials
Pharma Mar SA	0.00	1	13,128	Micro	Spain	Healthcare
SLM Solutions Group AG	0.00	1	956	Micro	Germany	Industrials
Enplas Corp	0.00	1	809	Micro	Japan	Technology
Kappa Create Co Ltd	0.00	1	1,944	Small	Japan	Consumer Cyclical
Nichii Gakkan Co Ltd	0.00	1	2,740	Small	Japan	Healthcare
OSAKA Titanium technologies Co Ltd	0.00	1	1,447	Small	Japan	Basic Materials
PAL Group Holdings Co Ltd	0.00	1	923	Small	Japan	Consumer Cyclical
Japara Healthcare Ltd	0.00	1	23,159	Micro	Australia	Healthcare
Okabe Co Ltd	0.00	1	2,362	Small	Japan	Industrials
YONDOSHI HOLDINGS Inc	0.00	1	1,108	Small	Japan	Consumer Cyclical
Kenon Holdings Ltd	0.00	1	1,366	Small	Israel	Utilities
Tekken Corp	0.00	1	891	Micro	Japan	Industrials
comdirect bank AG	0.00	1	1,810	Small	Germany	Financial Services
Kyoei Steel Ltd	0.00	1	1,190	Small	Japan	Basic Materials
Doshisha Co Ltd	0.00	1	1,118	Small	Japan	Industrials
Noritz Corp	0.00	1	1,463	Small	Japan	Consumer Cyclical
SMA Solar Technology AG	0.00	1	990	Small	Germany	Technology

# Target Date Fund 2020

**Total Stocks**  
6752

**Total Bonds**  
10626

**Total Cash**  
415

## Stock Portfolio Analysis as of 09-30-18

Security Name	Net Assets %	Market Value \$	Shares Owned	Market Cap	Country	Sector
ErlingKlinger AG	0.00	1	2,090	Micro	Germany	Consumer Cyclical
Hoegh LNG Holdings Ltd	0.00	1	4,167	Micro	Norway	Energy
Akebono Brake Industry Co Ltd	0.00	1	10,297	Micro	Japan	Consumer Cyclical
Foster Electric Co Ltd	0.00	1	1,840	Micro	Japan	Technology
Geox SpA	0.00	1	9,208	Micro	Italy	Consumer Cyclical
Obrascon Huarte Lain SA	0.00	1	11,637	Micro	Spain	Industrials
Iseki & Co Ltd	0.00	1	1,259	Small	Japan	Industrials
Xinjiang Goldwind Science & Technology Co Ltd	0.00	1	3,121	Large	China	Industrials
JSP Corp	0.00	1	908	Small	Japan	Consumer Cyclical
Takara Leben Co Ltd	0.00	1	7,685	Micro	Japan	Real Estate
Fluidra SA	0.00	1	1,551	Medium	Spain	Industrials
Sound Energy PLC	0.00	1	51,947	Micro	United Kingdom	Energy
W-SCOPE Corp	0.00	1	2,318	Micro	Japan	Consumer Cyclical
Saint Marc Holdings Co Ltd	0.00	1	994	Small	Japan	Consumer Cyclical
Yodogawa Steel Works Ltd	0.00	1	938	Small	Japan	Basic Materials
Lifull Co Ltd	0.00	0	4,184	Small	Japan	Technology
Shizuoka Gas Co Ltd	0.00	0	2,618	Small	Japan	Utilities
Riso Kagaku Corp	0.00	0	961	Small	Japan	Technology
Angang Steel Co Ltd	0.00	0	6,106	Large	China	Basic Materials
Konishi Co Ltd	0.00	0	1,473	Small	Japan	Basic Materials
Fuji Co Ltd	0.00	0	1,179	Small	Japan	Consumer Cyclical
Rallye SA	0.00	0	1,980	Micro	France	Consumer Defensive
Fujiya Co Ltd	0.00	0	1,031	Small	Japan	Consumer Defensive
Brown (N) Group PLC	0.00	0	13,019	Micro	United Kingdom	Consumer Cyclical
Sunlight Real Estate Investment Trust	0.00	0	34,525	Medium	Hong Kong	Real Estate
Micronics Japan Co Ltd	0.00	0	3,303	Micro	Japan	Technology
Goldcrest Co Ltd	0.00	0	1,419	Small	Japan	Real Estate
Yellow Hat Ltd	0.00	0	867	Small	Japan	Consumer Cyclical
Cosel Co Ltd	0.00	0	2,032	Micro	Japan	Technology
Yonex Co Ltd	0.00	0	3,437	Small	Japan	Consumer Cyclical
Key Coffee Inc	0.00	0	1,263	Micro	Japan	Consumer Defensive
Towa Bank Ltd	0.00	0	2,496	Micro	Japan	Financial Services
Oita Bank Ltd	0.00	0	638	Small	Japan	Financial Services
Chiyoda Co Ltd	0.00	0	1,178	Small	Japan	Consumer Cyclical
Watami Co Ltd	0.00	0	2,029	Small	Japan	Consumer Cyclical
Shikoku Chemicals Corp	0.00	0	1,672	Small	Japan	Basic Materials
Etablissements Maurel & Prom	0.00	0	3,640	Small	France	Energy
Codere SA	0.00	0	2,783	Small	Spain	Consumer Cyclical
Langham Hospitality Investments and Langham Hospitality Investments Ltd	0.00	0	62,838	Medium	Hong Kong	Consumer Cyclical
Nyrstar NV	0.00	0	9,747	Micro	Switzerland	Basic Materials
Vital KSK Holdings Inc	0.00	0	2,058	Small	Japan	Healthcare
COSCO SHIPPING Holdings Co Ltd	0.00	0	9,188	Large	China	Industrials
Melco Holdings Inc	0.00	0	645	Small	Japan	Technology
SOCO International PLC	0.00	0	20,599	Micro	United Kingdom	Energy
TOKAI Corp	0.00	0	1,008	Small	Japan	Industrials
China International Marine Containers (Group) Co Ltd	0.00	0	3,166	Large	China	Industrials
Showa Sangyo Co Ltd	0.00	0	900	Small	Japan	Consumer Defensive
Delek Automotive Systems Ltd	0.00	0	4,275	Small	Israel	Consumer Cyclical
TOC Co Ltd	0.00	0	3,271	Small	Japan	Real Estate
Sumitomo Riko Co Ltd	0.00	0	2,296	Small	Japan	Consumer Cyclical
Marudai Food Co Ltd	0.00	0	1,196	Small	Japan	Consumer Defensive
Mitsubishi Steel Mfg.Co Ltd	0.00	0	1,210	Micro	Japan	Basic Materials
J-Oil Mills Inc	0.00	0	677	Small	Japan	Consumer Defensive
Oxford BioMedica PLC	0.00	0	1,946	Small	United Kingdom	Healthcare
Bank of Iwate Ltd	0.00	0	531	Small	Japan	Financial Services

# Target Date Fund 2020

**Total Stocks**  
6752

**Total Bonds**  
10626

**Total Cash**  
415

## Stock Portfolio Analysis as of 09-30-18

Security Name	Net Assets %	Market Value \$	Shares Owned	Market Cap	Country	Sector
Brightoil Petroleum (Holdings) Ltd	0.00	0	165,094	Medium	China	Energy
Nagaileben Co Ltd	0.00	0	971	Small	Japan	Consumer Cyclical
Smarte Carte	0.00	0	0	—	United States	—
Septeni Holdings Co Ltd	0.00	0	14,810	Micro	Japan	Consumer Cyclical
Karoon Gas Australia Ltd	0.00	0	28,897	Micro	Australia	Energy
REC Silicon ASA	0.00	0	299,276	Micro	Norway	Technology
Semperit AG Holding	0.00	0	1,308	Micro	Austria	Consumer Cyclical
Starbreeze AB B	0.00	0	23,074	Micro	Sweden	Technology
The Yamagata Bank Ltd	0.00	0	1,075	Small	Japan	Financial Services
NewOcean Energy Holdings Ltd	0.00	0	74,734	Small	China	Energy
Miyazaki Bank Ltd	0.00	0	792	Small	Japan	Financial Services
The Bank of Nagoya Ltd	0.00	0	690	Small	Japan	Financial Services
PC Depot Corp	0.00	0	4,758	Micro	Japan	Technology
OYO Corp	0.00	0	1,724	Micro	Japan	Industrials
Yamanashi Chuo Bank Ltd	0.00	0	1,291	Small	Japan	Financial Services
Mitsubishi Shokuhin Co Ltd	0.00	0	869	Medium	Japan	Consumer Defensive
Eighteenth BankLtd	0.00	0	682	Small	Japan	Financial Services
TORM PLC A	0.00	0	3,865	Micro	United Kingdom	Industrials
Torii Pharmaceutical Co Ltd	0.00	0	964	Small	Japan	Healthcare
Bando Chemical Industries Ltd	0.00	0	1,950	Small	Japan	Consumer Cyclical
France Bed Holdings Co Ltd	0.00	0	2,693	Micro	Japan	Consumer Cyclical
Sto SE & Co KGaA Participating Preferred	0.00	0	217	Micro	Germany	Basic Materials
Regina Miracle International (Holdings) Ltd	0.00	0	33,945	Small	United States	Consumer Cyclical
Texwinca Holdings Ltd	0.00	0	58,962	Small	Hong Kong	Consumer Cyclical
Hokuetsu Bank Ltd	0.00	0	1,094	—	Japan	Financial Services
CK Life Sciences International Holdings Inc	0.00	0	378,340	Small	Hong Kong	Healthcare
Nippon Sharyo Ltd	0.00	0	842	Micro	Japan	Industrials
Safilo Group SpA	0.00	0	9,470	Micro	Italy	Healthcare
Misawa Homes Co Ltd	0.00	0	2,969	Micro	Japan	Basic Materials
Chofu Seisakusho Co Ltd	0.00	0	1,008	Small	Japan	Consumer Cyclical
Hibiya Engineering Ltd	0.00	0	1,337	Small	Japan	Industrials
Allied Minds PLC	0.00	0	24,582	Micro	United Kingdom	Financial Services
Esso SAF	0.00	0	465	Micro	France	Energy
Fields Corp	0.00	0	2,781	Micro	Japan	Consumer Cyclical
Bank Of Saga Ltd	0.00	0	1,127	Micro	Japan	Financial Services
Mars Engineering Corp	0.00	0	1,095	Micro	Japan	Consumer Cyclical
Hsin Chong Group Holdings Ltd	0.00	0	789,580	Small	Hong Kong	Industrials
Regal Real Estate Investment Trust	0.00	0	81,437	Medium	Hong Kong	Real Estate
Ladbroke's Coral Group Plc Cvr Prvt	0.00	0	1,423,769	—	United Kingdom	—
Harvey Norman Holdings Rights Ltd	0.00	0	40,095	—	Australia	—
China Huishan Dairy Holdings Co Ltd	0.00	0	284,441	Medium	China	Consumer Defensive
Town Health International Medical Group Ltd	0.00	0	18,159,548	Medium	Hong Kong	Healthcare

# Target Date Fund 2020

**Total Stocks**  
6752

**Total Bonds**  
10626

**Total Cash**  
415

## Bond Portfolio Analysis as of 09-30-18

Security Name	Net Assets %	Market Value \$	Amount \$	Maturity Date
Invesco Stable Value Portfolio	11.71	61,832,565	71,853,515	2023-03-31
Us Ultra Bond Cbt Dec18 Xcvt 20181219	0.86	4,524,639	37,660,892	2018-12-19
Us 2yr Note (Cbt) Dec18 Xcvt 20181231	0.85	4,476,721	55,144,013	2018-12-31
United States Treasury Notes 0.12%	0.68	3,595,798	71,352,214	2021-04-15
United States Treasury Notes 0.12%	0.68	3,591,157	71,927,954	2022-04-15
Us Ultra Bond Cbt Dec18 Xcvt 20181219	0.66	3,508,692	14,229,161	2018-12-19
United States Treasury Notes 0.12%	0.62	3,268,907	70,801,475	2020-04-15
United States Treasury Notes 0.25%	0.58	3,060,005	72,816,422	2025-01-15
United States Treasury Notes 0.12%	0.57	3,022,728	74,106,705	2026-07-15
United States Treasury Notes 0.12%	0.56	2,950,319	72,736,791	2024-07-15
United States Treasury Notes 0.38%	0.55	2,928,678	73,125,571	2027-07-15
United States Treasury Notes 0.38%	0.53	2,814,127	73,186,344	2027-01-15
United States Treasury Notes 0.38%	0.52	2,747,164	72,177,423	2025-07-15
United States Treasury Notes 0.12%	0.49	2,588,849	71,623,798	2022-07-15
United States Treasury Notes 0.62%	0.49	2,563,356	71,414,362	2026-01-15
United States Treasury Notes 0.62%	0.45	2,394,291	70,835,547	2024-01-15
United States Treasury Notes 0.12%	0.43	2,273,582	71,656,228	2022-01-15
United States Treasury Notes 0.12%	0.43	2,266,913	72,194,625	2023-01-15
United States Treasury Notes 0.62%	0.40	2,114,700	70,073,406	2021-07-15
United States Treasury Notes 1.12%	0.38	2,016,128	69,467,448	2021-01-15
United States Treasury Bonds 0.75%	0.37	1,964,165	75,055,101	2045-02-15
United States Treasury Notes 0.38%	0.35	1,841,296	71,282,991	2023-07-15
Aust 10 Yr Bond Fut Dec18	0.35	1,824,550	187	2018-12-18
United States Treasury Bonds 2.38%	0.31	1,660,327	64,136,166	2025-01-15
Can 10yr Bond Fut Dec18	0.31	1,618,554	169	2018-12-19
United States Treasury Notes 0.5%	0.30	1,569,604	72,812,443	2028-01-15
United States Treasury Bonds 1.38%	0.29	1,537,786	65,153,761	2044-02-15
United States Treasury Notes 1.25%	0.27	1,407,619	69,093,950	2020-07-15
United States Treasury Bonds 1%	0.25	1,333,079	70,726,086	2046-02-15
United States Treasury Bonds 0.75%	0.24	1,249,968	74,364,238	2042-02-15
United States Treasury Bonds 3.12%	0.23	1,192,462	71,895,900	2043-02-15
United States Treasury Bonds 1.75%	0.23	1,189,834	65,282,726	2028-01-15
United States Treasury Notes 0.12%	0.22	1,173,701	70,324,072	2019-04-15
United States Treasury Bonds 2%	0.22	1,173,477	64,977,793	2026-01-15
United States Treasury Bonds 0.62%	0.22	1,165,362	76,806,054	2043-02-15
United States Treasury Bonds 2.5%	0.22	1,146,252	60,786,928	2029-01-15
United States Treasury Bonds 3.88%	0.22	1,141,624	54,243,973	2029-04-15
United States Treasury Bonds 3.62%	0.19	995,458	56,280,762	2028-04-15
Long Gilt Fut Dec18	0.18	976,448	110	2018-12-28
United States Treasury Bonds 2.38%	0.18	958,858	62,734,625	2027-01-15
Euro-Bund Fut Dec18	0.16	843,421	94	2018-12-07
United States Treasury Notes 2.62%	0.16	839,784	71,519,786	2021-07-15
United States Treasury Notes 1.75%	0.16	824,260	72,651,444	2020-11-15
Federal National Mortgage Association 3%	0.15	807,461	60,571,398	2046-10-01
United States Treasury Bonds 2.12%	0.15	772,891	57,781,401	2040-02-15
United States Treasury Bonds 0.88%	0.14	740,842	72,965,302	2047-02-15
Us Long Bond Fut Dec18	0.13	679,749	124	2018-12-20
United States Treasury Notes 1.38%	0.12	611,619	69,386,358	2020-01-15
United States Treasury Bonds 5.38%	0.11	579,135	57,475,826	2031-02-15
United States Treasury Notes 0.12%	0.11	562,601	59,805,982	2022-04-15
United States Treasury Bonds 2.12%	0.09	494,454	57,379,963	2041-02-15
United States Treasury Notes 2.62%	0.09	493,327	71,947,113	2023-02-28
United States Treasury Notes 0.75%	0.09	486,304	70,988,163	2028-07-15
United States Treasury Notes 2.5%	0.09	476,931	72,368,054	2023-03-31
United States Treasury Notes 0.62%	0.09	471,122	70,792,852	2023-04-15
Russian Federation 7.5%	0.08	422,958	132	2034-04-01
United States Treasury Bills 0%	0.07	384,355	17,545,237	2019-02-07
Brazil (Federative Republic) 7.12%	0.07	346,305	158	2041-01-21
Federal National Mortgage Association 4%	0.06	317,287	57,511,898	2048-07-01
United States Treasury Bonds 3%	0.06	314,850	73,580,488	2044-11-15

# Target Date Fund 2020

**Total Stocks**  
6752

**Total Bonds**  
10626

**Total Cash**  
415

## Bond Portfolio Analysis as of 09-30-18

Security Name	Net Assets %	Market Value \$	Amount \$	Maturity Date
Brazil Federative Rep 12.5%	0.06	303,183	204	2020-01-06
United States Treasury Notes 0.12%	0.05	285,301	61,637,419	2026-07-15
United States Treasury Bonds 3%	0.05	271,908	73,646,060	2045-11-15
JPMorgan Chase & Co. 3.57%	0.05	257,893	56,968,684	2023-10-24
United States Treasury Notes 0.62%	0.05	253,013	58,867,889	2023-04-15
.....				
Anthem Inc 3.65%	0.05	251,816	61,162,241	2027-12-01
Argentine Republic 5.39%	0.05	249,498	193	2016-08-04
United States Treasury Notes 2.5%	0.05	240,615	71,393,394	2020-06-30
Morgan Stanley 3.75%	0.04	234,013	58,114,571	2023-02-25
Turkey (Republic of) 7.38%	0.04	232,284	224	2029-02-06
.....				
Brazil (Federative Republic) 8.25%	0.04	232,026	268	2038-01-21
SYNCHRONY CARD ISSUANCE TRUST 3.38%	0.04	227,961	71,017,571	2024-09-15
Federal National Mortgage Association 4%	0.04	226,872	57,416,062	2045-06-01
Federal Farm Credit Banks 1.96%	0.04	225,376	71,873,002	2019-07-02
United States Treasury Bonds 2.88%	0.04	221,780	75,521,158	2046-11-15
.....				
Bank of America Corporation 4%	0.04	214,978	70,322,184	2024-04-01
Santander Drive Auto Receivables Trust 2015-3 3.49%	0.04	214,321	57,847,484	2021-05-17
United States Treasury Notes 2.25%	0.04	209,051	75,880,473	2027-11-15
Government National Mortgage Association 4.5%	0.04	207,352	68,658,797	2047-08-20
Federal National Mortgage Association 4%	0.04	207,012	57,109,096	2042-01-01
.....				
FirstEnergy Corp. 3.9%	0.04	201,161	59,730,817	2027-07-15
Discover Card Execution Note Trust 1.39%	0.04	200,307	58,894,296	2022-03-15
CVS Health Corp 3.7%	0.04	198,152	71,398,963	2023-03-09
Federal Home Loan Mortgage Corporation 4.87%	0.04	197,274	55,370,022	2029-12-25
Brazil (Federative Republic) 8.88%	0.04	195,976	315	2023-10-15
.....				
Comm 2015-Ccre26 Mortgage Trust 3.63%	0.04	194,255	71,263,683	2048-10-10
Broadcom Corporation/Broadcom Cayman Finance Ltd 3.62%	0.04	190,691	59,802,746	2024-01-15
.....				
Avis Budget Rental Car Funding AESOP LLC 2.5%	0.04	188,291	58,882,922	2021-07-20
ALTICE FRANCE S.A	0.04	186,418	20,984,141	—
Federal National Mortgage Association 3.5%	0.03	183,282	58,789,177	2046-01-01
.....				
Abn Amro Bk Deutschland Ag 9.62%	0.03	180,005	326	2017-03-02
QVC, Inc. 4.38%	0.03	178,523	71,907,549	2023-03-15
EXPEDIA GROUP INC 5%	0.03	178,094	57,040,413	2026-02-15
Morgan Stanley 3.62%	0.03	177,933	73,963,651	2027-01-20
CC Holdings GS V LLC / Crown Castle GS III Corp 3.85%	0.03	176,525	58,475,712	2023-04-15
.....				
Willis North American Inc. 3.6%	0.03	176,292	59,792,125	2024-05-15
Federal National Mortgage Association 4%	0.03	173,858	57,109,564	2041-10-01
Federal National Mortgage Association 3.5%	0.03	171,702	58,789,240	2045-11-01
Mexico (United Mexican States) 8%	0.03	170,512	353	2026-09-25
Synchrony Credit Card Master Note Trust 3.87%	0.03	167,966	58,204,757	2026-05-15
.....				
Capital One Bank 3.38%	0.03	167,368	59,717,571	2023-02-15
United States Treasury Bonds 3.38%	0.03	166,619	53,775,827	2032-04-15
Sbm Private Education Loan Trsut 2015-B 3.91%	0.03	164,155	56,228,846	2032-05-17
Alibaba Grp Hldg 3.4%	0.03	162,086	62,336,657	2027-12-06
Republic Of Turkey 11%	0.03	161,324	376	2017-01-15
.....				
Healthcare Realty Trust Incorporated 3.62%	0.03	160,064	62,441,943	2028-01-15
Philippines Rep 8.88%	0.03	159,289	365	2019-03-18
Discover Financial Services 4.1%	0.03	157,491	74,302,636	2027-02-09
Brazil (Federative Republic) 6%	0.03	156,248	317	2021-01-18
Federal National Mortgage Association 3.5%	0.03	154,707	59,010,970	2048-03-01
Charter Communications Operating, LLC/Charter Communications Operating Capi	0.03	154,513	69,946,183	2025-07-23
.....				
MPT Operating Partnership LP / MPT Finance Corporation 5%	0.03	154,336	70,836,695	2027-10-15
.....				
Government National Mortgage Association 4%	0.03	152,087	69,415,481	2046-05-20
Mexico(Utd Mex St) 9%	0.03	150,040	354	2015-12-23
Comcast Corporation 3.3%	0.03	147,985	75,138,680	2027-02-01

# Target Date Fund 2020

**Total Stocks**  
6752

**Total Bonds**  
10626

**Total Cash**  
415

## Bond Portfolio Analysis as of 09-30-18

Security Name	Net Assets %	Market Value \$	Amount \$	Maturity Date
Neptune Finco Corp 10.88%	0.03	147,452	20,454,006	2025-10-15
Comm 2015-Ccre26 Mortgage Trust 4.08%	0.03	147,031	57,576,370	2048-10-10
Malaysia 7.5%	0.03	146,649	369	2015-07-16
WFRBS Commercial Mortgage Trust 2013-C14 3.84%	0.03	144,951	58,779,051	2046-06-15
Sempra Energy 3.4%	0.03	144,295	62,074,737	2028-02-01
Colombia Rep 7.5%	0.03	143,208	164,579,628,914	2026-08-26
IFC Development (Corporate Treasury) Ltd 2.38%	0.03	141,866	58,517,553	2019-05-21
Sabine Pass Liquefaction, LLC 5%	0.03	141,702	69,145,204	2027-03-15
Delta Air Lines Inc 3.62%	0.03	141,087	58,839,812	2022-03-15
Keysight Technologies, Inc. 4.6%	0.03	140,994	58,104,082	2027-04-06
Federal National Mortgage Association 3.5%	0.03	139,147	58,789,173	2045-12-01
Anheuser-Busch InBev Finance Inc. 3.65%	0.03	138,875	73,094,159	2026-02-01
State of Qatar 3.88%	0.03	138,200	57,699,796	2023-04-23
Becton, Dickinson and Company 3.7%	0.03	137,636	74,275,773	2027-06-06
Republic of Colombia 4%	0.03	137,235	58,103,695	2024-02-26
Mexico (United Mexican States) 3.75%	0.03	136,985	61,001,296	2028-01-11
SBA Tower Trust 3.87%	0.03	136,863	58,263,000	2049-10-15
Bank of America Corporation 3.55%	0.03	136,852	71,850,201	2024-03-05
Petroleos Mexicanos 6.38%	0.03	136,009	55,415,482	2021-02-04
American Campus Communities Operating Partnership, L.P. 3.62%	0.03	135,358	62,138,070	2027-11-15
Federal National Mortgage Association 4.5%	0.03	135,346	68,252,209	2041-05-01
Federal National Mortgage Association 2.5%	0.03	135,126	60,224,821	2033-10-16
Verizon Communications Inc. 5.15%	0.03	134,830	54,279,729	2023-09-15
Government National Mortgage Association 5.5%	0.03	133,604	55,052,757	2048-05-20
Federal National Mortgage Association 5%	0.03	132,122	54,610,082	2040-08-01
Bahamas (Commonwealth of) 6%	0.02	131,988	57,104,369	2028-11-21
Alexandria Real Estate Equities, Inc. 3.45%	0.02	131,024	74,275,913	2025-04-30
State Grid Overseas Investment (2016) Limited 2.75%	0.02	130,861	60,100,017	2022-05-04
United Mexican Sts Mtn Be 6.38%	0.02	130,708	399	2017-01-17
Federal National Mortgage Association 3%	0.02	130,402	60,728,682	2048-10-11
Bank of America Corporation 3.25%	0.02	129,908	62,642,910	2027-10-21
Goldman Sachs Group, Inc. 3.62%	0.02	128,299	58,320,973	2023-01-22
Ontario (Province Of) 2.5%	0.02	128,291	72,466,941	2021-09-10
Brazil Cds-S #11 3.09 Citi	0.02	128,058	427	2014-08-21
Federal National Mortgage Association 4.37%	0.02	127,578	57,364,971	2030-10-25
Goldman Sachs Group, Inc. 3%	0.02	126,461	72,494,452	2022-04-26
Banco de Bogota SA 4.38%	0.02	125,475	60,937,278	2027-08-03
Republic of Panama 9.38%	0.02	124,171	538	2033-04-02
Government National Mortgage Association 4.5%	0.02	123,814	68,658,761	2048-07-20
Sprint Corporation	0.02	123,531	20,036,466	—
AbbVie Inc. 3.6%	0.02	123,121	73,383,152	2025-05-14
Reinsurance Group of America, Incorporated 5%	0.02	122,683	68,458,595	2021-06-01
Ally Financial Inc. 8%	0.02	122,131	9,603,703	2020-03-15
Omnicom Capital Inc 3.65%	0.02	121,460	59,804,480	2024-11-01
Celgene Corporation 3.62%	0.02	121,413	58,927,237	2024-05-15
Vodafone Group plc 5%	0.02	120,490	58,926,214	2038-05-30
United States Treasury Bonds 2.5%	0.02	119,279	81,095,713	2045-02-15
Morgan Stanley 3.7%	0.02	119,235	72,135,733	2024-10-23
SBA Communications Corporation	0.02	118,707	11,032,482	—
JPMorgan Chase & Co. 3.2%	0.02	118,581	74,930,514	2026-06-15
Frontier Communications Corporation	0.02	118,120	27,065,161	—
Federal National Mortgage Association 4.5%	0.02	115,952	55,834,556	2041-02-01
DISH DBS Corporation	0.02	115,902	11,371,815	—
Barclays Bank plc 5.14%	0.02	115,778	69,312,970	2020-10-14
Brazil (Federative Republic) 2.62%	0.02	115,406	63,414,622	2023-01-05



# Target Date Fund 2020

**Total Stocks**  
6752

**Total Bonds**  
10626

**Total Cash**  
415

## Bond Portfolio Analysis as of 09-30-18

Security Name	Net Assets %	Market Value \$	Amount \$	Maturity Date
Republic of Colombia 11.75%	0.02	115,058	646	2024-02-26
NRG Energy, Inc. 7.25%	0.02	114,784	72,762,223	2026-05-15
AmeriCredit Automobile Receivables Trust 3.13%	0.02	114,062	72,044,018	2023-01-18
SMB Private Education Loan Trust 2.43%	0.02	114,034	60,138,548	2032-02-17
Smbc Aviation Capital Finance 4.12%	0.02	113,877	58,031,372	2023-07-15
Government National Mortgage Association 5%	0.02	113,727	67,830,808	2048-07-20
Shire Acquisitions Invtls Irela 2.88%	0.02	113,686	61,011,695	2023-09-23
United States Treasury Bonds 3.38%	0.02	113,149	68,880,891	2044-05-15
WPP Finance 2010 4.75%	0.02	112,904	69,351,313	2021-11-21
Express Scripts Holding Co 3.4%	0.02	112,686	62,522,223	2027-03-01
SLM Student Ln Tr 3.84%	0.02	112,227	56,903,196	2023-04-25
Federal National Mortgage Association 3.5%	0.02	112,181	58,878,095	2042-07-01
Aercap Ireland Capital DAC 3.65%	0.02	112,059	63,358,875	2027-07-21
Federal Home Loan Mortgage Corporation 4.17%	0.02	111,170	56,610,279	2025-05-25
Fnmca Pass-Thru L 4.5%	0.02	111,152	55,781,674	2048-05-01
Fhlmc Wlst 3.98%	0.02	111,106	57,975,492	2047-09-25
EQUATE Petrochemical B.V. 4.25%	0.02	110,821	59,138,621	2026-11-03
Government National Mortgage Association 3.5%	0.02	110,267	71,021,945	2043-09-20
United States Treasury Notes 1.5%	0.02	110,182	58,489,827	2019-05-31
Berry Plastics Corporation	0.02	109,721	20,871,367	—
CVS Health Corp 4.1%	0.02	109,682	58,259,652	2025-03-25
Bunge Limited Finance Corp. 3.75%	0.02	109,394	77,240,949	2027-09-25
AmeriCredit Automobile Receivables Trust 2.74%	0.02	109,002	72,316,311	2022-12-08
Federal National Mortgage Association 4.5%	0.02	108,323	68,807,997	2048-05-01
Voya Financial Inc 3.12%	0.02	107,300	61,588,160	2024-07-15
Bxp Tst 3.38%	0.02	107,196	60,120,272	2039-06-13
Bank of America Corporation 3.82%	0.02	106,624	72,987,107	2028-01-20
Petroleos Mexicanos 4.88%	0.02	106,487	57,443,099	2022-01-24
Citigroup Inc. 2.88%	0.02	106,318	60,102,063	2023-07-24
Wfcm 2016-Lc24 3.37%	0.02	105,987	60,806,600	2049-10-15
Royal Bank of Scotland Group plc 3.88%	0.02	105,911	59,816,828	2023-09-12
Federal Home Loan Mortgage Corporation 2.01%	0.02	105,510	71,853,515	2019-04-09
Russian Federation 11%	0.02	105,397	667	2022-07-25
Federal National Mortgage Association 3%	0.02	104,924	60,571,364	2046-11-01
Mexico-United Mexican Sts 11.38%	0.02	104,835	666	2020-09-16
SMART ABS Series 2016-2US Trust 2.05%	0.02	104,174	59,767,108	2022-12-14
Brixmor Operating Partnership LP 4.12%	0.02	103,895	59,927,814	2026-06-15
Mexico (United Mexican States) 4.12%	0.02	103,856	71,666,683	2026-01-21
Goldman Sachs Group, Inc. 3.69%	0.02	103,779	61,048,551	2028-06-05
Federal Home Loan Banks 2.01%	0.02	103,627	71,853,515	2019-04-10
NRG Energy, Inc.	0.02	103,603	20,014,863	—
Verizon Communications Inc. 3.38%	0.02	103,187	73,170,836	2025-02-15
Federal National Mortgage Association 3%	0.02	102,350	60,612,207	2046-12-01
Jpmdb Coml Mtg Sec Tr 2016-C4 3.38%	0.02	102,233	60,366,310	2049-12-15
Government National Mortgage Association 5%	0.02	102,082	55,640,839	2048-10-18
ENEL Finance International N.V. 2.75%	0.02	101,891	62,178,189	2023-04-06
Baidu, Inc. 2.88%	0.02	101,792	73,828,766	2022-07-06
Anthem Inc 3.5%	0.02	101,596	72,493,927	2024-08-15
Park Aerospace Holdings Limited	0.02	100,935	20,841,322	—
Mohawk Industries, Inc. 3.85%	0.02	100,711	58,027,121	2023-02-01
Great Wolf Tr 2017 3.16%	0.02	100,607	58,085,564	2034-09-15
Towd Pt Mtg Tr 2016-5 2.5%	0.02	100,455	59,796,969	2056-10-25
Petroleos Mexicanos 5.5%	0.02	99,877	68,828,968	2021-01-21
Bonos De Tesoreria Sr Unsecured 144a Regs 08/32 6	0.02	99,503	188,269,483	2032-08-12
Government National Mortgage Association 5%	0.02	99,276	55,564,034	2048-09-20
Sigma Alimentos Sa 4.12%	0.02	99,212	60,556,222	2026-05-02
Philippines (Republic Of) 10.62%	0.02	99,072	710	2029-03-17
Federal Home Loan Mortgage Corporation 4.52%	0.02	98,881	57,443,755	2030-09-25
Ing Bank Nv Subordinated Regs 11/23 Var	0.02	98,817	58,033,392	2023-11-21
Republic of Venezuela 7.65%	0.02	98,568	472	2029-04-22

# Target Date Fund 2020

**Total Stocks**  
6752

**Total Bonds**  
10626

**Total Cash**  
415

## Bond Portfolio Analysis as of 09-30-18

Security Name	Net Assets %	Market Value \$	Amount \$	Maturity Date
Federal National Mortgage Association 3.5%	0.02	98,468	58,789,145	2045-07-01
Jpmcc Commercial Mortgage Securities 3.88%	0.02	98,463	58,795,709	2050-03-15
BMW Veh Lease 1.57%	0.02	98,131	58,438,968	2020-02-20
JPMorgan Chase & Co. 2.95%	0.02	97,876	62,498,572	2026-10-01
Federal Home Loan Mortgage Corporation 5.07%	0.02	97,376	56,124,439	2028-04-25
United States Treasury Bonds 2.5%	0.02	97,323	81,382,461	2046-02-15
Delta Air Lines Inc 4.38%	0.02	97,173	60,140,839	2028-04-19
Sequoia Mtg Trust 4%	0.02	96,661	58,081,207	2048-08-25
COMM MORTGAGE TRUST 3.64%	0.02	96,423	71,015,702	2047-12-10
Federal National Mortgage Association 3.5%	0.02	96,343	71,870,732	2046-02-01
Brixmor Operating Partnership LP 3.9%	0.02	96,052	74,762,118	2027-03-15
Targa Resources Partners LP/Targa Resources Finance Corporation	0.02	95,743	21,611,179	—
Federal National Mortgage Association 6%	0.02	95,395	53,077,507	2039-09-01
Hess Corporation 4.3%	0.02	95,380	73,246,201	2027-04-01
First Data Corporation	0.02	94,773	10,684,387	—
BBVA Bancomer S.A. (Texas Agency) 4.38%	0.02	94,750	58,220,135	2024-04-10
Government National Mortgage Association 4%	0.02	94,517	57,086,787	2048-01-20
Federal Home Loan Mortgage Corporation 2%	0.02	94,207	71,853,515	2019-01-09
Federal Home Loan Banks 1.96%	0.02	94,200	71,858,948	2019-02-01
Navient Student Loan Trust 2.6%	0.02	93,925	58,149,750	2067-03-25
Wind Tre S.p.A.	0.02	93,866	24,339,234	—
Kilroy Realty L.P. 4.38%	0.02	93,750	58,258,546	2025-10-01
Teck Resources Limited	0.02	93,611	20,024,491	—
Atrium Hotel Portfolio Tr 2017 3.09%	0.02	93,117	58,067,330	2036-12-15
Federal National Mortgage Association 4%	0.02	92,292	57,243,351	2040-11-01
Ally Master Owner Trust 3.3%	0.02	92,182	58,062,577	2023-07-17
Post Holdings Inc.	0.02	91,702	21,483,751	—
Navient Student Loan Trust 2.92%	0.02	91,670	57,723,700	2070-02-25
Federal National Mortgage Association 4%	0.02	91,624	57,432,486	2046-03-01
Gm Financial Automobile Leasing Trust 2.84%	0.02	91,229	58,671,370	2021-06-21
Goldman Sachs Group, Inc. 3.5%	0.02	90,985	61,226,739	2026-11-16
FREEPORT-MCMORAN INC	0.02	90,851	23,221,455	—
Baidu, Inc. 4.38%	0.02	90,758	58,974,593	2028-03-29
Citigroup Inc. 3.89%	0.02	90,345	59,848,864	2028-01-10
Arconic Inc 6.15%	0.02	89,718	56,003,561	2020-08-15
Turkey (Republic of) 7%	0.02	88,898	569	2024-06-06
Plains All American Pipeline L.P./PAA Finance Corp. 4.65%	0.02	88,480	70,291,486	2025-10-15
Enel Chile S.A. 4.88%	0.02	88,159	61,448,410	2028-06-12
Becton, Dickinson and Company 4.67%	0.02	87,974	71,810,437	2047-06-06
Sprint Corporation 7.88%	0.02	87,816	73,483,130	2023-09-15
Philippines (Republic Of) 9.88%	0.02	87,728	726	2023-01-16
Boral Finance Pty Ltd 3.75%	0.02	87,591	62,351,718	2028-05-01
Vistra Operations Co LLC 5.5%	0.02	87,569	78,300,132	2026-09-01
T-Mobile USA, Inc.	0.02	87,502	10,471,252	—
UBS Group Funding (Switzerland) AG 3.49%	0.02	87,498	59,298,020	2023-05-23
SFR Group 6.25%	0.02	87,418	69,308,921	2024-05-15
Morgan Stanley 3.12%	0.02	86,912	76,235,236	2026-07-27
Gazprom Cds-S #1 1.04% Jpm	0.02	86,836	594	2014-10-21
United Mexican Sts Mtn Be 5.62%	0.02	86,807	571	2021-01-16
Federal National Mortgage Association 3%	0.02	86,789	59,659,730	2036-11-01
Federal Home Loan Mortgage Corporation 3%	0.02	86,383	60,158,469	2042-12-01
Government National Mortgage Association 4.5%	0.02	86,057	68,088,010	2047-03-20
Intelsat Jackson Holdings, Ltd. 5.5%	0.02	85,372	11,061,966	2023-08-01
ABJA Investment Co. Pte. Ltd. 5.45%	0.02	85,134	64,151,798	2028-01-24
United States Treasury Bonds 1%	0.02	85,005	70,701,938	2048-02-15

# Target Date Fund 2020

		Total Stocks 6752	Total Bonds 10626	Total Cash 415
<b>Bond Portfolio Analysis</b> as of 09-30-18				
Security Name	Net Assets %	Market Value \$	Amount \$	Maturity Date
Barclays PLC 3.68%	0.02	84,946	72,928,492	2023-01-10
Federal Home Loan Banks 2.03%	0.02	84,787	71,853,515	2019-04-05
Turkey (Republic of) 6.88%	0.02	84,446	569	2040-03-18
Boardwalk Pipelines LP 5.95%	0.02	84,121	67,113,709	2026-06-01
Argentina (Republic of) 7.5%	0.02	84,097	4,365,233	2026-04-22
United States Treasury Notes 2.25%	0.02	84,074	74,114,510	2024-11-15
Government National Mortgage Association 5%	0.02	83,954	55,577,674	2047-12-20
SMART ABS Series 2016-2US Trust 1.71%	0.02	83,756	58,689,284	2021-03-15
Wells Fargo & Company 3.45%	0.02	83,751	57,387,525	2023-01-24
MStanley Cap I Tr 3.01%	0.02	83,658	58,103,695	2034-11-15
Energy Transfer LP	0.02	83,344	10,386,314	—
WellCare Health Plans Inc 5.38%	0.02	83,106	77,815,473	2026-08-15
Novelis Corporation	0.02	82,770	21,406,245	—
Wells Fargo Commercial Mortgage 3.64%	0.02	82,713	71,383,223	2048-06-15
Hutchison Whampoa International 14 Limited 3.62%	0.02	82,670	59,457,205	2024-10-31
Ally Master Owner Trust 2.7%	0.02	82,376	71,770,539	2023-01-17
Federal National Mortgage Association 3.5%	0.02	82,077	58,878,359	2044-12-01
Avis Budget Rental Car Funding AESOP LLC 2.5%	0.02	82,071	58,561,540	2021-02-20
Dynegy Inc	0.02	82,027	19,373,532	—
Federal National Mortgage Association 3.5%	0.02	82,019	59,194,694	2056-08-01
Boston Properties, Inc. 3.2%	0.02	81,845	60,727,385	2025-01-15
IHO Verwaltungs GmbH	0.02	81,769	21,669,931	—
SMB Private Education Loan Trust 2.88%	0.02	81,734	59,472,908	2034-09-15
Altice US Finance I Corp	0.02	81,169	20,965,742	—
Broadcom Corporation/Broadcom Cayman Finance Ltd 3%	0.02	81,089	72,901,845	2022-01-15
WELLS FARGO COMMERCIAL MORTGAGE TRUST 3.7%	0.02	80,994	71,283,595	2048-11-15
Planet Fitness Incorporation 4.67%	0.02	80,723	58,862,411	2048-09-05
Shire Acquisitions Investments Ireland DAC 3.2%	0.02	80,673	77,066,045	2026-09-23
Wells Fargo Commercial Mortgage Trust 3.92%	0.02	80,532	59,681,177	2050-07-15
Perusahaan Penerbit SBSN Indonesia III 4.15%	0.02	80,379	4,032,752	2027-03-29
Bank of America Corporation 3.3%	0.02	80,229	72,025,249	2023-01-11
Vodafone Grp Plc New 4.12%	0.02	80,212	58,556,624	2025-05-30
Venezuela Cds-B #3	0.02	80,210	631	2014-04-21
SBA Tower Trust 3.17%	0.02	80,189	59,255,708	2047-04-09
Brazil (Federative Republic) 8%	0.02	80,177	694	2022-01-16
Turkey(Rep Of) 0%	0.02	80,087	518	2012-08-14
COLT MORTGAGE LOAN TRUST 3.69%	0.02	80,038	58,000,795	2048-10-26
Federal National Mortgage Association 3.5%	0.02	80,009	57,567,412	2031-11-01
Venezuela Cds-S #2	0.02	79,753	628	2012-04-21
Mercedes-Benz Auto Lease Tr 2017-A 1.79%	0.02	79,573	58,342,970	2020-04-15
Mexico (United Mexican States) 10%	0.02	79,547	776	2028-12-06
GLP Capital L.P. and GLP Financing II, Inc.	0.01	79,166	20,579,486	—
Morgan Stanley 4.88%	0.01	79,159	68,551,304	2022-11-01
Grain Spectrum Funding LLC 4%	0.01	78,957	58,103,003	2033-10-10
AMERICREDIT AUTOMOBILE RECEIVABLES TRUST 3.59%	0.01	78,696	58,298,857	2024-06-18
Alexandria Real Estate Equities, Inc. 3.95%	0.01	78,469	60,555,134	2028-01-15
Ardagh Packaging Finance plc / Ardagh Holdings USA Inc.	0.01	78,435	21,467,178	—
Credit Agricole S.A. London Branch 3.25%	0.01	78,399	61,999,938	2024-10-04
Scientific Games International, Inc. 10%	0.01	78,109	22,332,376	2022-12-01
LOS ANGELES CALIF DEPT ARPTS 7.05%	0.01	77,853	42,090,707	2040-05-15
Reliance Holding USA Inc. 5.4%	0.01	77,801	56,158,640	2022-02-14
Nissan Auto Lease Trust 1.61%	0.01	77,783	58,279,939	2022-01-18
Philippines Rep 8.25%	0.01	77,637	710	2018-01-16
PORT AUTH N Y & N J 4.46%	0.01	77,561	68,539,322	2062-10-01
HCA Inc.	0.01	77,317	20,281,573	—

# Target Date Fund 2020

		Total Stocks 6752	Total Bonds 10626	Total Cash 415
<b>Bond Portfolio Analysis</b> as of 09-30-18				
Security Name	Net Assets %	Market Value \$	Amount \$	Maturity Date
The Republic of Peru 8.2%	0.01	77,220	806	2030-08-13
JPMorgan Chase & Co. 3.8%	0.01	76,970	58,184,017	2024-07-23
Unitymedia Hessen GmbH & Co KG / Unitymedia NRW GmbH	0.01	76,901	20,703,508	—
Navient Corporation 4.88%	0.01	76,847	10,128,235	2019-06-17
Republic of Colombia 7.38%	0.01	76,729	10,255,989	2037-09-18
Cnac Hk Finbridge Co Ltd Company Guar Regs 03/23 4.625	0.01	76,656	57,711,825	2023-03-14
Republic of Panama 7.12%	0.01	76,553	700	2030-01-30
Sirius XM Holdings Inc	0.01	76,417	21,196,186	—
KFC Holding Co., Pizza Hut Holdings, LLC Taco Bell of America LLC	0.01	76,411	21,024,416	—
Petrobras Global Finance B.V. 7.38%	0.01	76,151	57,377,865	2027-01-17
Mexico(Utd Mex St) 9%	0.01	76,129	704	2016-12-21
State Grid Overseas Investment (2014) Limited 4.12%	0.01	76,093	57,421,244	2024-05-07
Government National Mortgage Association 3.5%	0.01	75,912	58,489,181	2048-02-20
Equinix, Inc.	0.01	75,725	20,465,154	—
Perusahaan Gas Neg 5.12%	0.01	75,680	57,731,615	2024-05-16
Aflac Incorporated 3.62%	0.01	75,657	70,872,980	2023-06-15
Avis Budget Rental Car Funding AESOP LLC 2.97%	0.01	75,616	59,950,756	2024-03-20
Sempra Energy 3.25%	0.01	75,606	76,190,269	2027-06-15
Federal National Mortgage Association 4.5%	0.01	75,599	56,327,679	2048-10-11
Spectrum Brands Inc	0.01	75,447	20,808,656	—
Federal National Mortgage Association 2%	0.01	75,367	71,853,515	2019-01-30
Kazmunaygas National Co Sr Unsecured Regs 04/27 4.75	0.01	75,337	57,994,665	2027-04-19
Jpmmb Coml Mortgage Secs Trust 2015-C31 3.8%	0.01	75,287	70,444,813	2048-08-15
Ardagh Packaging Finance plc / Ardagh Holdings USA Inc.	0.01	75,105	10,215,230	—
MPH Acquisition Holdings LLC	0.01	75,105	20,150,515	—
CCO Holdings, LLC/ CCO Holdings Capital Corp.	0.01	75,017	21,015,695	—
CCO Holdings, LLC/ CCO Holdings Capital Corp.	0.01	75,007	22,438,835	—
Aramark Services, Inc.	0.01	74,921	20,816,460	—
The Republic of Peru 7.35%	0.01	74,534	10,540,362	2025-07-21
ENI SpA 4.75%	0.01	74,483	58,662,751	2028-09-12
United States Treasury Notes 2.75%	0.01	74,185	72,849,297	2028-02-15
Asurion Llc TI B2 Zl	0.01	73,942	2,746,244	2025-08-04
Federal Home Loan Mortgage Corporation 4%	0.01	73,832	57,040,427	2041-02-01
The Republic of Peru 8.75%	0.01	73,727	8,746,496	2033-11-21
Western Gas Partners, L.P. 4%	0.01	73,559	58,358,512	2022-07-01
United States Treasury Notes 2.25%	0.01	73,509	75,455,431	2027-02-15
Mtn Mauritius Investments 6.5%	0.01	73,495	59,447,506	2026-10-13
SEQUOIA MORTGAGE TRUST 4%	0.01	73,455	57,993,656	2048-10-25
Federal National Mortgage Association 4.5%	0.01	73,362	55,813,519	2040-02-01
Hospitality 2017-Hit Mortgage 3.31%	0.01	73,362	58,067,663	2030-05-08
Zayo Group LLC/Zayo Capital Inc	0.01	73,307	21,013,999	—
Netflix, Inc.	0.01	73,286	22,250,707	—
FREEPORT-MCMORAN INC 5.4%	0.01	73,094	72,662,583	2034-11-14
Government National Mortgage Association 5%	0.01	73,048	55,577,584	2047-09-20
Reynolds Group Issuer LLC.	0.01	72,917	21,164,475	—
Becton, Dickinson and Company 3.36%	0.01	72,653	60,137,391	2024-06-06
VEREIT Operating Partnership LP 4.88%	0.01	72,438	57,601,118	2026-06-01
Netflix, Inc.	0.01	72,382	10,710,471	—
Principal Financial Group 4.7%	0.01	72,380	58,103,695	2055-05-15
Sprint Corporation	0.01	72,253	10,236,745	—
Alibaba Group Holding Ltd 3.6%	0.01	72,089	59,092,510	2024-11-28
HSBC Holdings plc 2.95%	0.01	72,077	71,998,781	2021-05-25
Federal Home Loan Mortgage Corporation 3.5%	0.01	72,031	58,575,632	2043-03-01
Talen Energy Supply LLC 9.5%	0.01	72,020	10,250,385	2022-07-15
AmeriCredit Automobile Receivables Trust 1.53%	0.01	71,793	58,396,886	2021-07-08

# Target Date Fund 2020

**Total Stocks**  
6752

**Total Bonds**  
10626

**Total Cash**  
415

## Bond Portfolio Analysis as of 09-30-18

Security Name	Net Assets %	Market Value \$	Amount \$	Maturity Date
Brazil (Federative Republic) 8.88%	0.01	71,706	882	2028-04-16
Federal Home Loan Mortgage Corporation 2.07%	0.01	71,595	71,853,515	2019-06-19
Enel Americas Sa 4%	0.01	71,398	61,193,992	2026-10-25
Mexico (United Mexican States) 8.12%	0.01	71,300	837	2023-12-31
Morgan Stanley Capital 4.08%	0.01	70,427	58,937,034	2050-06-15
Woodside Finance Ltd 3.7%	0.01	70,247	61,108,426	2026-09-15
Ventas Realty L.P./Ventas Capital Corp. 4%	0.01	69,858	60,197,635	2028-03-01
Time Warner Cable Inc. 6.75%	0.01	69,788	65,125,158	2039-06-15
Commercial Mortgage Trust 2015-Dc1 3.72%	0.01	69,736	58,740,125	2048-02-10
Federal Home Loan Banks 2%	0.01	69,712	71,853,515	2019-01-04
Avnet, Inc. 4.88%	0.01	69,440	56,630,822	2022-12-01
Government National Mortgage Association 5%	0.01	69,271	55,577,722	2048-01-20
UTAH TRANSIT AUTH 5.94%	0.01	69,258	57,856,531	2039-06-15
Hertz Corporation 5.5%	0.01	69,246	12,288,112	2024-10-15
Government National Mortgage Association 3.5%	0.01	69,167	58,167,656	2041-09-15
ZIGGO B.V.	0.01	69,131	22,433,205	—
DAVITA INC	0.01	68,997	20,680,732	—
Reynolds American Inc. 4.45%	0.01	68,730	70,505,631	2025-06-12
Federal Home Loan Mortgage Corporation 3.5%	0.01	68,597	71,832,096	2046-03-01
Emaar Sukuk Limited 3.64%	0.01	68,446	63,832,678	2026-09-15
Cencosud S.A. 4.38%	0.01	68,243	64,025,405	2027-07-17
AXA Equitable Holdings Inc 4.35%	0.01	67,808	73,416,219	2028-04-20
Dbcg Mtg Tr 2017-Bbg 2.86%	0.01	67,714	58,072,239	2034-06-15
Booking Holdings Inc 3.6%	0.01	67,482	59,891,872	2026-06-01
Angola (Republic of) 8.25%	0.01	67,342	3,767,432	2028-05-09
Federal National Mortgage Association 3.5%	0.01	67,127	58,486,571	2046-06-01
Federal National Mortgage Association 2.5%	0.01	66,802	62,456,624	2042-12-01
HudBay Minerals Inc	0.01	66,444	20,317,029	—
Republic Of Turkey 11.5%	0.01	66,386	914	2016-01-24
Ventas Realty L.P./Ventas Capital Corp. 4.4%	0.01	66,372	58,426,439	2029-01-15
Federal Home Loan Mortgage Corporation 4.07%	0.01	66,343	57,086,215	2027-10-25
Refinitiv(Thompson Reuter)tlb 3.75	0.01	65,967	10,987,314	—
TransDigm, Inc.	0.01	65,962	10,509,200	—
TOWD POINT MORTGAGE TRUST 3.75%	0.01	65,663	58,089,555	2058-05-25
Booking Holdings Inc 3.65%	0.01	65,576	59,136,162	2025-03-15
Eskom Holdings SOC Limited 6.35%	0.01	65,524	58,345,914	2028-08-10
Federal National Mortgage Association 3%	0.01	65,431	60,575,905	2047-01-01
MARYLAND ST TRANSN AUTH 5.89%	0.01	65,396	46,768,780	2043-07-01
Tencent Holdings Limited 3.8%	0.01	65,303	59,382,510	2025-02-11
Vodafone Group plc 4.38%	0.01	64,826	58,975,009	2028-05-30
Comm 2015-Ccre26 Mortgage Trust 4.64%	0.01	64,786	57,327,581	2048-10-10
Federal National Mortgage Association 3.5%	0.01	64,757	57,676,584	2032-11-01
FIRSTENERGY TRANSMISSION LLC 4.35%	0.01	64,669	57,427,236	2025-01-15
Verizon Owner Trust 2.22%	0.01	64,443	59,326,153	2021-12-20
United States Treasury Notes 2.26%	0.01	64,108	71,798,230	2019-04-30
First Data Corporation	0.01	64,107	20,091,773	—
O'Reilly Automotive, Inc. 4.88%	0.01	63,926	56,387,134	2021-01-14
Symantec Corporation	0.01	63,753	10,829,459	—
HALFMOON PARENT INC 4.12%	0.01	63,734	58,269,764	2025-11-15
Oman (Sultanate Of) 5.62%	0.01	63,623	3,960,680	2028-01-17
HCA Inc.	0.01	62,871	10,637,295	—
Federal National Mortgage Association 3.5%	0.01	62,857	58,789,114	2045-12-01
Iron Mountain Incorporated	0.01	62,600	22,787,808	—
Federal Home Loan Mortgage Corporation 3%	0.01	62,589	60,180,541	2043-04-01
BNP Paribas 3.8%	0.01	62,578	59,348,798	2024-01-10

# Target Date Fund 2020

		Total Stocks 6752	Total Bonds 10626	Total Cash 415
<b>Bond Portfolio Analysis</b> as of 09-30-18				
Security Name	Net Assets %	Market Value \$	Amount \$	Maturity Date
Keysight Technologies, Inc. 4.55%	0.01	62,350	70,284,396	2024-10-30
Federal National Mortgage Association 3.5%	0.01	62,124	58,878,052	2042-10-01
Royal Bank of Canada 0%	0.01	61,960	19,369,467	2019-03-29
Avnet, Inc. 3.75%	0.01	61,857	58,275,342	2021-12-01
Charter Communications Operating, LLC/Charter Communications Operating Capi	0.01	61,830	59,774,376	2024-02-01
Petrobras Global Finance B.V. 5.75%	0.01	61,782	4,358,634	2029-02-01
Anglo Amer Cap 144A 3.62%	0.01	61,747	61,029,577	2024-09-11
Oman (Sultanate Of) 6.75%	0.01	61,548	4,001,158	2048-01-17
SLM Student Loan Trust 4.04%	0.01	61,445	56,629,009	2023-07-25
Government National Mortgage Association 3.5%	0.01	61,404	58,222,527	2046-02-20
Aercap Ireland Cap/Globa Company Guar 07/22 4.625	0.01	61,381	56,946,262	2022-07-01
Republic of Panama 8.88%	0.01	61,364	1,039	2031-10-01
Virgin Media Sec Finance PLC	0.01	61,225	11,060,152	—
HALFMOON PARENT INC 4.9%	0.01	61,208	71,541,971	2048-12-15
Bausch Health Companies Inc	0.01	61,101	21,504,674	—
Federal National Mortgage Association 2.94%	0.01	61,079	58,094,932	2031-01-25
Federal National Mortgage Association 3%	0.01	60,864	60,180,090	2043-04-01
APT Pipelines Ltd. 4.25%	0.01	60,521	59,559,843	2027-07-15
Government National Mortgage Association 3%	0.01	60,481	73,189,202	2046-08-20
ARC Properties Operating Partnership 4.6%	0.01	60,358	57,911,862	2024-02-06
Goldman Sachs Group, Inc. 5.75%	0.01	60,234	66,758,615	2022-01-24
Altice Luxembourg S.A. 7.75%	0.01	60,234	10,479,458	2022-05-15
Post Holdings Inc. 5.62%	0.01	60,142	70,963,830	2028-01-15
HCA Inc. 5.88%	0.01	59,954	9,621,824	2022-03-15
Federal National Mortgage Association 6.77%	0.01	59,951	53,688,982	2025-02-25
Aercap Ireland Capital DAC 3.95%	0.01	59,848	71,222,802	2022-02-01
Federal National Mortgage Association 3%	0.01	59,777	60,630,586	2046-10-01
Argentina (Republic of) 8.28%	0.01	59,737	813	2038-01-01
Federal National Mortgage Association 4%	0.01	59,591	57,373,627	2044-06-25
Federal National Mortgage Association 5%	0.01	59,591	54,708,765	2039-03-01
Colombia Rep Euro Mtn Be Regs 12%	0.01	59,518	986	2019-10-23
PEMERINTAH REPUBLIK INDONESIA 4.12%	0.01	59,173	59,074,361	2025-01-15
1011778 B.C. Unlimited Liability Company / New Red Finance, Inc.	0.01	59,082	22,173,637	—
United States Treasury Bonds 2.5%	0.01	59,034	81,448,120	2046-05-15
Cequel Communications Holdings I, LLC/Cequel Capital Corporation	0.01	58,912	20,820,874	—
Goldman Sachs Group, Inc. 3.85%	0.01	58,876	58,442,849	2024-07-08
EAST BAY CALIF MUN UTIL DIST 5.87%	0.01	58,770	57,155,293	2040-06-01
Argentina (Republic of) 6.88%	0.01	58,667	4,578,360	2027-01-26
Celgene Corporation 3.88%	0.01	58,624	72,097,051	2025-08-15
Petroleos Mexicanos 6.5%	0.01	58,602	16,459,329	2027-03-13
Federal National Mortgage Association 3.5%	0.01	58,522	58,600,389	2044-07-01
Republic of Ecuador 7.88%	0.01	58,257	4,325,448	2028-01-23
Ukraine (Republic of) 7.75%	0.01	58,225	3,963,949	2023-09-01
CHENIERE ENERGY PARTNERS L P 5.25%	0.01	58,176	10,199,133	2025-10-01
WILLIAMS PARTNERS L.P. 4.85%	0.01	58,156	60,105,975	2048-03-01
Fidelity National Financial, Inc. 4.5%	0.01	58,075	59,249,371	2028-08-15
Philippines (Republic Of) 7.5%	0.01	58,029	941	2028-09-26
Dominican Republic 5.95%	0.01	58,006	3,820,918	2027-01-25
Perusahaan Listrik Negara PT 5.45%	0.01	57,929	56,565,674	2028-05-21
Cequel Communications Holdings I, LLC/Cequel Capital Corporation 7.75%	0.01	57,875	64,262,481	2025-07-15
CARMAX AUTO OWNER TRUST 1.4%	0.01	57,807	58,747,860	2021-08-15
Israel Fixed Bond Bonds 03/47 3.75	0.01	57,773	189,078,699	2047-03-31
Argentina (Republic of) 5.62%	0.01	57,614	4,324,007	2022-01-26
Federal National Mortgage Association 2.5%	0.01	57,610	59,940,660	2030-07-01
Broadcom Corporation/Broadcom Cayman Finance Ltd 3.12%	0.01	57,528	76,448,386	2025-01-15

# Target Date Fund 2020

**Total Stocks**  
6752  
**Total Bonds**  
10626  
**Total Cash**  
415

## Bond Portfolio Analysis as of 09-30-18

Security Name	Net Assets %	Market Value \$	Amount \$	Maturity Date
Federal National Mortgage Association 2.5%	0.01	57,476	62,456,298	2043-01-01
CKE Restaurants, Inc. 4.96%	0.01	57,366	58,078,179	2048-06-20
Petronas Cap 7%	0.01	57,289	936	2016-05-23
Ford Credit Auto Lease Trust 1.88%	0.01	57,180	58,264,543	2020-04-15
Prime Securities Services Borrower, LLC and Prime Finance, Inc. 9.25%	0.01	57,154	12,178,101	2023-05-15
Lebanese Republic 10.12%	0.01	57,067	904	2012-08-07
Apple Inc. 3%	0.01	56,989	72,450,064	2024-02-09
Verus Securitization Trust 3.68%	0.01	56,965	58,108,489	2058-06-01
Big River Steel LLC / BRS Finance Corp 7.25%	0.01	56,937	22,597,100	2025-09-01
Federal National Mortgage Association 5.02%	0.01	56,924	55,646,793	2030-02-25
CyrusOne LP / CyrusOne Finance Corp.	0.01	56,888	10,676,132	—
ENI SpA 4%	0.01	56,727	58,732,615	2023-09-12
Argentina (Republic of) 5.88%	0.01	56,541	73,409,596	2028-01-11
Springleaf Finance Corporation	0.01	56,470	21,161,420	—
Energy Transfer LP 7.5%	0.01	56,378	9,525,224	2020-10-15
Starfruit Finco B.V 2018 Usd Term Loan B	0.01	56,364	10,160,320	2025-10-01
Government National Mortgage Association 5%	0.01	56,314	55,084,306	2048-06-20
Mill City Mtg Ln Tr 2018-1 FRN 3.25%	0.01	56,308	58,178,769	2062-05-25
LPL Holdings Inc. 5.75%	0.01	56,255	10,420,570	2025-09-15
Laredo Petroleum Inc	0.01	56,237	10,911,428	—
PERU LNG S.R.L. 5.38%	0.01	56,204	58,307,772	2030-03-22
Petroleos Mexicanos 5.38%	0.01	56,151	56,411,354	2022-03-13
WELLS FARGO COMMERCIAL MORTGAGE TRUST 3.79%	0.01	56,025	70,915,420	2048-09-15
CCO Holdings, LLC/ CCO Holdings Capital Corp. 5.12%	0.01	55,941	10,157,993	2023-05-01
1011778 B.C. Unlimited Liability Company / New Red Finance, Inc.	0.01	55,742	21,822,753	—
Mizuho Financial Group Inc. 3.55%	0.01	55,710	58,823,697	2023-03-05
Capital One Financial Corporation 3.3%	0.01	55,700	74,605,881	2024-10-30
Outfront Media Capital LLC / Outfront Media Capital Corp	0.01	55,668	20,929,302	—
General Motors Company 3.14%	0.01	55,646	57,909,159	2020-08-07
Republic of Colombia 3.88%	0.01	55,609	17,333,205	2027-04-25
Brazil (Federative Republic) 12.5%	0.01	55,558	1,174	2026-01-06
MStanley Cap I Tr 3.36%	0.01	55,495	58,067,477	2034-11-15
Egypt (Arab Republic of) 5.58%	0.01	55,371	4,013,123	2023-02-21
Virgin Media Sec Finance PLC	0.01	55,303	21,275,605	—
JSC National Company KazMunayGas 4.75%	0.01	55,290	3,884,304	2027-04-19
Deutsche Telekom International Finance B.V. 4.38%	0.01	55,286	58,282,890	2028-06-21
Nabors Industries, Inc.	0.01	55,143	11,311,430	—
Cequel Communications Holdings I, LLC/Cequel Capital Corporation	0.01	55,119	10,100,593	—
HSBC Holdings plc 3.95%	0.01	55,094	58,485,736	2024-05-18
CenturyLink, Inc.	0.01	55,016	9,929,077	—
Synchrony Credit Card Master Note Trust 3.36%	0.01	55,013	58,577,678	2024-03-15
Uruguay (Republic of) 9.25%	0.01	55,004	1,104	2021-05-18
Platform Specialty Products Corporation	0.01	54,991	10,866,658	—
Baidu, Inc. 3.88%	0.01	54,850	58,749,944	2023-09-29
Telecom Italia Capital S.A.	0.01	54,799	21,836,161	—
MGM Resorts International 8.62%	0.01	54,764	10,048,407	2019-02-01
Life Technologies Corporation 6%	0.01	54,704	68,585,860	2020-03-01
PQ Corporation 6.75%	0.01	54,653	22,830,847	2022-11-15
HCA Inc.	0.01	54,651	20,549,975	—
Capital One Multi Asset Execution Trust 2.89%	0.01	54,606	59,012,284	2028-05-15
FLORIDA HURRICANE CATASTROPHE FD FIN CORP 3%	0.01	54,484	58,138,578	2020-07-01
Argentina (Republic of) 4.62%	0.01	54,367	4,605,451	2023-01-11
Gm Financial Automobile Leasing Trust 2.08%	0.01	54,304	58,331,389	2020-03-20
Sirius XM Holdings Inc 6%	0.01	54,252	9,828,595	2024-07-15
Federal National Mortgage Association 3%	0.01	54,164	60,653,870	2046-11-01

# Target Date Fund 2020

**Total Stocks**  
6752

**Total Bonds**  
10626

**Total Cash**  
415

## Bond Portfolio Analysis as of 09-30-18

Security Name	Net Assets %	Market Value \$	Amount \$	Maturity Date
Tenet Healthcare Corporation	0.01	54,157	21,652,663	—
Federal National Mortgage Association 5.5%	0.01	54,147	53,823,268	2036-01-01
TransDigm, Inc.	0.01	54,135	10,658,082	—
American Airlines, Inc. 4%	0.01	54,129	58,249,185	2027-01-15
Lennar Corporation	0.01	53,894	10,984,161	—
EXPEDIA GROUP INC 4.5%	0.01	53,885	57,771,660	2024-08-15
Crown Castle International Corp. 4.45%	0.01	53,862	57,797,066	2026-02-15
Rackspace Hosting, Inc. 8.62%	0.01	53,853	10,474,077	2024-11-15
Prestige Brands, Inc.	0.01	53,846	20,848,723	—
T-Mobile USA, Inc. 6%	0.01	53,725	9,894,866	2023-03-01
DAVITA INC	0.01	53,630	21,747,443	—
Great Wolf Tr 2017 3.36%	0.01	53,612	58,067,428	2034-09-15
Halcon Resources Corporation	0.01	53,603	11,317,598	—
Bausch Health Companies Inc	0.01	53,570	21,937,335	—
Bausch Health Companies Inc	0.01	53,329	20,930,568	—
Capital One Financial Corporation 3.8%	0.01	53,211	61,583,578	2028-01-31
Nielsen Finance LLC/Nielsen Finance Co 5%	0.01	53,182	10,450,038	2022-04-15
DISH DBS Corporation	0.01	53,102	23,269,588	—
Kilroy Realty L.P. 3.45%	0.01	53,031	60,760,472	2024-12-15
Synchrony Credit Card Master Note Trust 2.64%	0.01	53,002	58,732,441	2023-03-15
Russian Federation 4.75%	0.01	52,903	3,897,164	2026-05-27
Royal Bk Scotland Grp FRN 3.5%	0.01	52,828	59,963,814	2023-05-15
Centene Corporation	0.01	52,665	20,051,876	—
Celulosa Arauco Y Constitucion 5.5%	0.01	52,625	63,018,728	2047-11-02
FREEPORT-MCMORAN INC	0.01	52,487	11,079,234	—
Government National Mortgage Association 3%	0.01	52,354	73,235,789	2046-12-20
Sprint Corporation	0.01	52,328	19,933,998	—
Post Holdings Inc.	0.01	52,288	11,495,288	—
Air Lease Corporation 2.75%	0.01	52,130	74,900,536	2023-01-15
Arrow Electronics, Inc. 4%	0.01	51,916	59,964,488	2025-04-01
Beacon Roofing Supply, Inc.	0.01	51,892	11,636,657	—
Federal Home Loan Mortgage Corporation 4%	0.01	51,840	57,038,295	2040-12-01
Federal Home Loan Banks 2.03%	0.01	51,814	71,853,515	2019-07-16
Boyd Gaming Corporation	0.01	51,760	20,254,562	—
Federal Home Loan Mortgage Corporation 5.77%	0.01	51,724	52,798,502	2029-08-25
Avis Budget Car Rental LLC/Avis Budget Finance Inc.	0.01	51,653	22,528,945	—
Planet Fitness Incorporation 4.26%	0.01	51,590	58,223,105	2048-09-05
Federal Home Loan Mortgage Corporation 5.47%	0.01	51,439	53,089,110	2029-07-25
Neptune Finco Corp 6.62%	0.01	51,379	22,619,313	2025-10-15
Democratic Socialist Republic of Sri Lanka 6.82%	0.01	51,284	3,964,372	2026-07-18
MGM Resorts International	0.01	51,228	20,920,091	—
JP Morgan Commercial Mortgage Finance Corp 2.96%	0.01	51,154	72,580,884	2046-04-15
ENEL Finance International N.V. 3.62%	0.01	51,079	64,152,412	2027-05-25
HCA Inc. 5%	0.01	50,977	9,950,374	2024-03-15
Federal National Mortgage Association 4.5%	0.01	50,945	55,822,907	2047-11-01
HCA Inc. 5.38%	0.01	50,941	10,078,195	2026-09-01
Government National Mortgage Association 4.5%	0.01	50,829	67,763,028	2041-02-20
CrownRock LP	0.01	50,646	10,951,339	—
B&G Foods, Inc. 5.25%	0.01	50,606	72,019,756	2025-04-01
Hyundai Auto Receivables Trust 2.68%	0.01	50,603	59,364,158	2023-09-15
Sabra Health Care Ltd Partnership / Sabra Capital Corp 5.5%	0.01	50,555	10,023,718	2021-02-01
Government National Mortgage Association 4.5%	0.01	50,544	56,167,561	2047-07-20
Federal Home Loan Banks 0.01%	0.01	50,513	72,361,385	2019-01-17
GS Mortgage Securities Trust 2015-GC34 3.51%	0.01	50,486	71,813,905	2048-10-10
Boyd Gaming Corporation	0.01	50,484	19,895,700	—



# Target Date Fund 2020

		<b>Total Stocks</b> 6752	<b>Total Bonds</b> 10626	<b>Total Cash</b> 415
<b>Bond Portfolio Analysis</b> as of 09-30-18				
Security Name	Net Assets %	Market Value \$	Amount \$	Maturity Date
Tesla Inc 5.3%	0.01	50,450	72,322,889	2025-08-15
Republic of South Africa 4.3%	0.01	50,410	4,339,823	2028-10-12
Everest Acquisition LLC / Everest Acquisition Finance Inc. 6.38%	0.01	50,315	15,337,042	2023-06-15
Bahrain (Kingdom of) 7%	0.01	50,138	3,929,328	2028-10-12
Federal National Mortgage Association 4%	0.01	50,010	57,109,198	2041-03-01
Woodside Finance Ltd 3.7%	0.01	49,911	61,933,039	2028-03-15
Federal National Mortgage Association 4%	0.01	49,870	57,110,660	2041-11-01
Crown Castle Towers LLC 3.66%	0.01	49,719	59,316,834	2045-05-15
Centene Escrow I Corporation	0.01	49,677	20,465,882	—
United States Treasury Notes 2%	0.01	49,516	13,720,152	2025-02-15
SOUTH CAROLINA PUB SVC AUTH 4.32%	0.01	49,220	57,702,662	2027-12-01
Calpine Corporation 6%	0.01	49,148	10,090,658	2022-01-15
Government National Mortgage Association 4%	0.01	49,115	57,717,621	2048-05-20
Jack Ohio Finance LLC/Jack Ohio Finance 1 Corp.	0.01	48,874	20,189,766	—
HALFMOON PARENT INC 4.38%	0.01	48,865	71,232,831	2028-10-15
Government National Mortgage Association 3%	0.01	48,859	59,954,051	2048-02-20
CCO Holdings, LLC/ CCO Holdings Capital Corp.	0.01	48,843	10,798,058	—
Government National Mortgage Association 4%	0.01	48,825	57,717,310	2048-06-20
SBA Tower Trust 2.9%	0.01	48,778	58,220,584	2044-10-11
Federal National Mortgage Association 4%	0.01	48,540	57,447,241	2045-10-01
Aircastle Limited 5.12%	0.01	48,199	9,936,927	2021-03-15
Endeavor Energy Resources LP and EER Finance Inc.	0.01	48,165	10,855,958	—
Federal National Mortgage Association 3.5%	0.01	48,104	58,061,460	2036-01-01
Park Aerospace Holdings Limited 5.5%	0.01	48,026	9,962,523	2024-02-15
Sirius XM Holdings Inc	0.01	47,998	21,900,976	—
Centene Corporation	0.01	47,948	20,739,358	—
Federal National Mortgage Association 3.5%	0.01	47,715	58,789,140	2046-01-01
Republic of Venezuela 13.62%	0.01	47,712	1,452	2022-08-16
Calpine Corporation 5.38%	0.01	47,680	10,850,141	2023-01-15
OLYMPUS MERGER SUB INC 8.5%	0.01	47,667	11,116,221	2025-10-15
WORLD OMNI AUTO TRUST 2.37%	0.01	47,488	59,803,968	2024-05-15
WPX Energy Inc	0.01	47,411	21,004,633	—
Springleaf Finance Corporation	0.01	47,391	21,177,805	—
Uruguay (Republic of) 8%	0.01	47,316	1,197	2026-11-19
Enbridge Energy Partners L.P. 7.38%	0.01	47,236	53,742,630	2045-10-15
SM ENERGY COMPANY	0.01	47,134	10,508,308	—
Government National Mortgage Association 3.5%	0.01	47,120	71,263,844	2046-03-20
Federal National Mortgage Association 6.5%	0.01	47,018	51,935,902	2041-03-01
MSCI Inc.	0.01	46,942	20,129,050	—
VEREIT Operating Partnership LP 3.95%	0.01	46,646	75,515,307	2027-08-15
Peru Rep 8.38%	0.01	46,511	1,262	2020-05-04
Panama Rep 9.38%	0.01	46,473	1,241	2016-07-24
American Airlines, Inc. 3.58%	0.01	46,412	72,960,817	2029-07-15
Diamond 1 Finance Corporation/Diamond 2 Finance Corporation 5.88%	0.01	46,357	9,902,068	2021-06-15
Federal Home Loan Mortgage Corporation 4.5%	0.01	46,227	55,690,062	2041-08-01
Antero Resources Finance Corporation 5.38%	0.01	46,169	10,070,234	2021-11-01
Financial & Risk US Holdings Inc	0.01	45,933	11,026,204	—
MAD MORTGAGE TRUST 3.67%	0.01	45,699	58,560,467	2035-09-10
Iron Mountain Incorporated 5.75%	0.01	45,675	10,307,360	2024-08-15
IHS Markit Ltd 5%	0.01	45,584	9,905,918	2022-11-01
Government National Mortgage Association 4%	0.01	45,314	69,574,942	2047-05-20
Transurban Finance Company Proprietary Limited 3.38%	0.01	45,303	62,690,207	2027-03-22
United Rentals (North America), Inc.	0.01	45,272	10,639,837	—
Navigent Corporation	0.01	45,203	21,183,762	—
United States Treasury Notes 1.62%	0.01	45,098	14,239,288	2026-02-15

# Target Date Fund 2020

**Total Stocks**  
6752

**Total Bonds**  
10626

**Total Cash**  
415

## Bond Portfolio Analysis as of 09-30-18

Security Name	Net Assets %	Market Value \$	Amount \$	Maturity Date
Zayo Group LLC/Zayo Capital Inc	0.01	45,050	20,136,059	—
Republic of Ecuador 7.95%	0.01	45,006	4,071,995	2024-06-20
Republic of Panama 6.7%	0.01	44,998	10,346,693	2036-01-26
W. R. Grace & Co.	0.01	44,979	20,349,245	—
Avis Budget Rental Car Funding AESOP LLC 2.72%	0.01	44,937	59,552,897	2022-11-20
Federal National Mortgage Association 2.5%	0.01	44,920	60,168,597	2032-05-01
Tenet Healthcare Corporation	0.01	44,913	21,021,582	—
Petroleos Mexicanos 5.35%	0.01	44,911	4,129,024	2028-02-12
Ausgrid Finance Pty Ltd 4.35%	0.01	44,769	58,556,040	2028-08-01
Matador Resources Company 5.88%	0.01	44,764	68,127,777	2026-09-15
Federal Home Loan Mortgage Corporation 3.5%	0.01	44,757	58,575,692	2044-01-01
Federal National Mortgage Association 3%	0.01	44,736	71,838,151	2032-08-01
HSBC Holdings plc 2.65%	0.01	44,728	59,834,751	2022-01-05
Nuance Communications, Inc. 6%	0.01	44,672	9,890,068	2024-07-01
Türkiye Cumhuriyeti 11.75%	0.01	44,622	1,315	2014-06-16
BNP Paribas 2.95%	0.01	44,589	60,020,176	2022-05-23
NCL Corporation Ltd. 4.75%	0.01	44,466	10,110,664	2021-12-15
Government National Mortgage Association 5%	0.01	44,432	55,577,789	2047-11-20
Avolon Holdings Funding Limited	0.01	44,415	20,935,943	—
United States Treasury Notes 2.88%	0.01	44,386	13,119,412	2028-05-15
Targa Resources Partners LP/Targa Resources Finance Corporation	0.01	44,180	10,863,404	—
CKE Restaurants, Inc. 4.25%	0.01	44,124	58,175,238	2048-06-20
Hungary(Rep Of) 6.5%	0.01	44,117	1,135	2013-08-13
Federal Home Loan Mortgage Corporation 2.97%	0.01	44,089	57,879,735	2030-03-25
Frontier Communications Corporation 9%	0.01	44,055	16,011,198	2031-08-15
GMF FLOORPLAN OWNER REVOLVING TRUST 2.26%	0.01	43,874	58,504,764	2021-08-16
CVR Partners, LP and CVR Nitrogen Finance Corporation 9.25%	0.01	43,839	54,814,807	2023-06-15
Smb Private Education Loan Trust 2016 2.34%	0.01	43,770	59,896,343	2034-09-15
Republic of South Africa 4.88%	0.01	43,486	4,082,642	2026-04-14
ALTICE FRANCE S.A	0.01	43,408	20,423,045	—
MPT Operating Partnership LP / MPT Finance Corporation 5.25%	0.01	43,371	68,719,512	2026-08-01
Petroleos Mexicanos 6.75%	0.01	43,278	17,620,354	2047-09-21
Iraq (Republic Of) 5.8%	0.01	43,181	4,111,444	2028-01-15
Turkey(Rep Of) 0%	0.01	43,106	892	2013-02-05
Federal Home Loan Mortgage Corporation 3.5%	0.01	43,020	58,701,401	2042-11-01
Highwoods Realty Limited Partnership 4.12%	0.01	42,985	59,718,378	2028-03-15
Minejesa Capital BV 5.62%	0.01	42,920	4,269,898	2037-08-10
Gm Financial Consumer Automobile 3.31%	0.01	42,857	58,622,376	2023-12-18
Hertz Corporation	0.01	42,777	21,156,741	—
Philippines (Republic Of) 9.5%	0.01	42,634	8,736,635	2030-02-02
United States Treasury Notes 2.25%	0.01	42,596	13,594,413	2025-11-15
Hologic Inc	0.01	42,566	21,918,288	—
Government National Mortgage Association 3%	0.01	42,561	59,456,406	2043-08-20
Ginnie Mae 3%	0.01	42,549	58,635,084	2047-11-20
TerraForm Power Operating, LLC	0.01	42,524	11,647,705	—
Government National Mortgage Association 5%	0.01	42,509	55,534,689	2048-05-20
JSC National Company KazMunayGas 5.75%	0.01	42,472	3,950,869	2047-04-19
Republic Of Turkey 0%	0.01	42,358	943	2012-11-27
Saudi Arabia (Kingdom of) 4.5%	0.01	42,131	3,874,174	2030-04-17
Summit Midstream Holdings, LLC / Summit Midstream Finance Corp. 5.75%	0.01	42,111	10,596,502	2025-04-15
WORLD OMNI AUTO TRUST 1.93%	0.01	42,067	71,850,431	2022-09-15
United States Treasury Notes 2.12%	0.01	42,027	13,355,119	2022-12-31
Government National Mortgage Association 3%	0.01	41,945	73,224,104	2046-11-20
International Game Technology PLC	0.01	41,890	10,482,120	—
Iron Mountain Incorporated 6%	0.01	41,459	9,944,262	2023-08-15

# Target Date Fund 2020

**Total Stocks**  
6752

**Total Bonds**  
10626

**Total Cash**  
415

## Bond Portfolio Analysis as of 09-30-18

Security Name	Net Assets %	Market Value \$	Amount \$	Maturity Date
QualityTech, LP and QTS Finance Corporation	0.01	41,455	11,215,377	—
MPT Operating Partnership LP / MPT Finance Corporation 5.5%	0.01	41,383	10,103,153	2024-05-01
Nelnet Student Loan Trust 2008-3 3.96%	0.01	41,341	57,309,166	2024-11-25
Satander Drive Auto 2018 3.03%	0.01	41,323	71,334,574	2022-09-15
Republic of Venezuela 7%	0.01	41,238	1,092	2022-12-02
Discover Financial Services 3.75%	0.01	41,219	60,953,677	2025-03-04
Antero Resources Corporation 5.12%	0.01	41,174	10,073,218	2022-12-01
CommScope Technologies LLC 6%	0.01	41,170	9,882,881	2025-06-15
Wynn Las Vegas, LLC/Wynn Las Vegas Capital Corp.	0.01	40,972	11,279,439	—
Government of Bermuda 4.14%	0.01	40,957	57,342,243	2023-01-03
WORLD OMNI AUTO TRUST 3.17%	0.01	40,957	58,670,398	2025-01-15
Owens Brockway Glass Container Inc.	0.01	40,921	10,568,657	—
Targa Resources Partners LP/Targa Resources Finance Corporation 6.75%	0.01	40,868	9,678,893	2024-03-15
Flagstar Mtg Tr 2017-1 4.14%	0.01	40,853	59,068,917	2047-10-25
PT Pertamina (Persero) 6.45%	0.01	40,835	53,498,048	2044-05-30
Dominican Republic 6.85%	0.01	40,678	3,843,563	2045-01-27
Hess Corporation 5.8%	0.01	40,623	67,440,040	2047-04-01
Egypt (Arab Republic of) 6.59%	0.01	40,616	4,074,980	2028-02-21
Embarq Corporation 8%	0.01	40,612	10,224,695	2036-06-01
Carmax Auto Owner Trust 2.16%	0.01	40,609	59,173,115	2021-12-15
Ashford Hospitality Trust Inc 3.41%	0.01	40,597	57,846,480	2035-04-15
OPEN TEXT CORP 5.88%	0.01	40,493	9,884,030	2026-06-01
Scientific Games International, Inc.	0.01	40,477	11,262,303	—
United States Treasury Notes 2.38%	0.01	40,460	13,362,673	2024-08-15
Government National Mortgage Association 5%	0.01	40,423	54,667,868	2041-03-20
HD Supply, Inc.	0.01	40,396	19,870,942	—
Sabine Pass Liquefaction, LLC 5.75%	0.01	40,359	54,126,985	2024-05-15
Islamic Republic of Pakistan 6.88%	0.01	40,280	1,206	2021-06-02
Federal National Mortgage Association 3%	0.01	40,248	60,138,760	2042-10-01
US West Communications, Inc. 6.88%	0.01	40,071	10,256,994	2033-09-15
NOVA Chemicals Corporation 4.88%	0.01	39,940	10,593,750	2024-06-01
Ivory Coast Republic 6.12%	0.01	39,897	4,263,278	2033-06-15
Federal Home Loan Mortgage Corporation 5.12%	0.01	39,836	56,721,449	2028-07-25
United States Treasury Notes 1.5%	0.01	39,791	14,471,641	2026-08-15
SESI, L.L.C.	0.01	39,655	10,712,156	—
United States Treasury Notes 2%	0.01	39,650	13,788,789	2025-08-15
Federal Home Loan Banks 1.98%	0.01	39,570	71,853,515	2019-03-01
Everest Acquisition LLC / Everest Acquisition Finance Inc. 9.38%	0.01	39,538	12,362,585	2024-05-01
Federal National Mortgage Association 3.5%	0.01	39,505	58,474,208	2044-01-01
First Data Corp 2022d New Dollar Term Loans	0.01	39,456	10,184,061	2022-07-08
Bmw Ven Lease Tr 2017-2 2.07%	0.01	39,407	71,665,159	2020-10-20
Peru(Rep Of) 9.91%	0.01	39,382	1,605	2019-05-06
Intelsat Jackson Holdings, Ltd. 9.5%	0.01	39,336	49,981,673	2022-09-30
Csail Commercial Mortgage Trust 3.96%	0.01	39,313	58,352,387	2049-11-15
Liberty Mutual Group, Inc. 4.85%	0.01	39,296	58,095,912	2044-08-01
Quicken Loans Inc.	0.01	39,253	10,688,715	—
Commercial Mortgage Trust 2017 3.53%	0.01	39,249	59,837,594	2029-10-10
Ziggo Bond Finance B.V.	0.01	39,231	11,842,509	—
JPMorgan Chase & Co. 3.78%	0.01	39,206	72,983,728	2028-02-01
Government of Bermuda 4.85%	0.01	39,179	55,757,423	2024-02-06
United States Treasury Notes 1.5%	0.01	39,058	13,086,713	2019-10-31
T-Mobile USA, Inc.	0.01	38,999	20,062,607	—
JPMorgan Chase & Co. 3.3%	0.01	38,985	74,120,699	2026-04-01
United States Treasury Notes 2.5%	0.01	38,944	13,249,211	2024-05-15
Gates Global Llc/Gates Global Co.	0.01	38,853	10,744,795	—

# Target Date Fund 2020

		<b>Total Stocks</b> 6752	<b>Total Bonds</b> 10626	<b>Total Cash</b> 415
<b>Bond Portfolio Analysis</b> as of 09-30-18				
Security Name	Net Assets %	Market Value \$	Amount \$	Maturity Date
Holly Energy Partners L P / Holly Energy Finance Corporation	0.01	38,841	10,586,408	—
Targa Resources Partners LP/Targa Resources Finance Corporation	0.01	38,822	20,936,617	—
Autoridad del Canal de Panama 4.95%	0.01	38,819	56,274,765	2035-07-29
Federal Home Loan Mortgage Corporation 3.42%	0.01	38,813	57,600,746	2029-07-25
Federal National Mortgage Association 3%	0.01	38,773	59,587,198	2036-11-01
Pattern Energy Group Inc	0.01	38,708	10,748,955	—
Boston Properties, Inc. 3.65%	0.01	38,682	73,313,737	2026-02-01
WellCare Health Plans Inc	0.01	38,597	10,526,304	—
COMM MORTGAGE TRUST 2.98%	0.01	38,575	58,049,327	2032-02-13
Government National Mortgage Association 4.5%	0.01	38,563	55,691,288	2040-07-15
Nielsen Company (Luxembourg)	0.01	38,545	20,761,270	—
Philippines (Republic Of) 7.75%	0.01	38,536	9,573,741	2031-01-14
Navient Corporation	0.01	38,466	20,193,397	—
Federal National Mortgage Association 3.5%	0.01	38,314	58,789,103	2046-01-01
Ukraine (Republic of) 0%	0.01	38,260	4,041,501	2019-02-28
Federal Home Loan Mortgage Corporation 3.02%	0.01	38,209	57,968,192	2029-12-25
Comision Federal de Electricidad 4.88%	0.01	38,163	57,243,328	2024-01-15
United States Treasury Notes 2.38%	0.01	38,150	13,610,078	2027-05-15
Post Holdings Inc.	0.01	38,124	21,244,591	—
Tnk-Bp Fin 144a 144A 7.5%	0.01	38,111	1,367	2020-07-19
First Data Corporation 5%	0.01	38,012	10,140,824	2024-01-15
Interval Acquisition Corp.	0.01	37,996	10,573,703	—
Cd Commercial Mortgage Trust 3.46%	0.01	37,947	72,898,633	2050-11-13
United States Treasury Notes 2.12%	0.01	37,927	13,647,134	2025-05-15
Bausch Health Companies Inc	0.01	37,923	11,182,791	—
Republic of El Salvador 7.62%	0.01	37,919	1,521	2038-09-22
United States Treasury Notes 2.25%	0.01	37,918	13,778,438	2027-08-15
Match Group, Inc.	0.01	37,889	10,198,007	—
Wells Fargo Commercial Mortgage Trust 3.45%	0.01	37,877	73,038,996	2050-07-15
Towd Point Mortgage Trust 2016 2.25%	0.01	37,860	59,803,293	2056-07-25
CSC Holdings, LLC	0.01	37,829	21,476,764	—
Indonesia Republic 6.62%	0.01	37,784	1,285	2041-02-18
Becton, Dickinson and Company 3.73%	0.01	37,744	59,327,580	2024-12-15
Bx Trust Series 2017-lmc Class E 4.41%	0.01	37,692	57,958,798	2032-10-15
Bank 2017-Bnk5 206 3.39%	0.01	37,690	73,207,615	2060-06-15
Federal Farm Credit Banks 2.07%	0.01	37,680	71,857,108	2019-09-20
Federal Home Loan Banks 1.97%	0.01	37,680	71,864,151	2019-03-01
Federal Home Loan Banks 2.09%	0.01	37,680	71,853,515	2019-01-25
Federal Home Loan Banks 2.09%	0.01	37,680	71,853,515	2019-02-25
Federal Home Loan Banks 2.1%	0.01	37,680	71,858,617	2019-02-25
Federal Home Loan Mortgage Corporation 1.98%	0.01	37,680	71,853,515	2019-02-08
Kaiser Foundation Hospitals/Health Plan, Inc. 3.5%	0.01	37,674	57,990,903	2022-04-01
United States Treasury Notes 2.5%	0.01	37,650	13,189,503	2023-08-15
Lamb Weston Holdings Inc	0.01	37,634	10,953,549	—
Federal National Mortgage Association 5%	0.01	37,576	54,610,467	2040-06-01
Federal National Mortgage Association 3.5%	0.01	37,570	58,789,026	2045-04-01
Calpine Corporation	0.01	37,565	23,542,416	—
Sirius XM Holdings Inc	0.01	37,554	10,660,971	—
Crcx Yupeng Ltd Company Guar Regs 02/49 Var	0.01	37,535	58,206,721	2049-02-28
Teck Resources Limited	0.01	37,508	19,094,285	—
Sky PLC 3.75%	0.01	37,500	58,256,911	2024-09-16
Syngenta Finance N.V. 3.93%	0.01	37,494	58,267,426	2021-04-23
Seven Generations Energy Ltd 5.38%	0.01	37,477	59,746,880	2025-09-30
MPT Operating Partnership LP / MPT Finance Corporation 6.38%	0.01	37,456	9,713,460	2024-03-01
Indonesia Republic 8.5%	0.01	37,422	1,608	2039-10-13

# Target Date Fund 2020

**Total Stocks**  
6752

**Total Bonds**  
10626

**Total Cash**  
415

## Bond Portfolio Analysis as of 09-30-18

Security Name	Net Assets %	Market Value \$	Amount \$	Maturity Date
Cencosud S.A. 5.15%	0.01	37,401	58,408,881	2025-02-12
PEMERINTAH REPUBLIK INDONESIA 3.7%	0.01	37,366	58,465,597	2022-01-08
UBS Group Funding (Switzerland) AG 4.12%	0.01	37,366	58,467,068	2025-09-24
Federal Home Loan Banks 0.01%	0.01	37,349	72,488,002	2019-02-11
Carrizo Oil & Gas, Inc.	0.01	37,347	10,411,471	—
State of Qatar 5.1%	0.01	37,344	3,741,929	2048-04-23
Ritchie Bros Auctioneers Inc	0.01	37,337	21,042,507	—
United States Treasury Notes 2%	0.01	37,311	13,439,223	2023-02-15
Cheniere Corpus Christi Holdings, LLC 5.88%	0.01	37,304	9,713,460	2025-03-31
MGM Resorts International	0.01	37,272	10,563,388	—
DB Master Finance LLC 3.63%	0.01	37,268	59,631,243	2047-11-20
Ccci Treasure Ltd Company Guar Regs 12/49 Var	0.01	37,134	58,829,951	2049-12-29
Equinix, Inc.	0.01	37,075	10,723,390	—
United States Treasury Notes 2%	0.01	36,907	13,411,424	2022-11-30
SMB Private Education Loan Trust 2015-C 2.75%	0.01	36,867	58,662,507	2027-07-15
Live Nation Entertainment, Inc.	0.01	36,856	21,326,734	—
Banco Santander, S.A. 3.5%	0.01	36,803	59,365,206	2022-04-11
STARFRUIT FINCO B V / STARFRUIT US HOLDCO LLC	0.01	36,763	10,823,938	—
Callon Petroleum Company	0.01	36,751	10,494,943	—
Ecopetrol S.A. 5.88%	0.01	36,748	17,000,205	2045-05-28
US Airways Group Inc. 3.95%	0.01	36,698	58,660,913	2027-05-15
Whiting Petroleum Corporation	0.01	36,580	20,215,313	—
CCO Holdings, LLC/ CCO Holdings Capital Corp. 5.25%	0.01	36,568	10,070,383	2022-09-30
Penske Automotive Group, Inc. 3.75%	0.01	36,550	10,250,385	2020-08-15
Angola (Republic of) 9.38%	0.01	36,512	3,686,071	2048-05-08
Celulosa Arauco Y Constitucion 3.88%	0.01	36,460	61,420,396	2027-11-02
Government National Mortgage Association 3.5%	0.01	36,456	71,022,018	2042-08-20
Range Resources Corp. 5%	0.01	36,447	10,380,797	2023-03-15
EXPEDIA GROUP INC 3.8%	0.01	36,390	63,039,378	2028-02-15
Reynolds American Inc. 5.85%	0.01	36,374	65,312,146	2045-08-15
HCA Inc.	0.01	36,276	10,497,670	—
Government National Mortgage Association 3%	0.01	36,273	72,679,078	2043-05-20
Jpmcc Commercial Mortgage Securities 3.06%	0.01	36,268	61,742,273	2049-08-15
Valvoline Inc	0.01	36,236	10,817,601	—
Commercial Mortgage Trust 3.65%	0.01	36,222	58,576,529	2049-02-10
Express Scripts Holding Co 4.5%	0.01	36,106	70,394,579	2026-02-25
Corporacion Nacional del Cobre de Chile 3.62%	0.01	35,955	60,763,305	2027-08-01
Reynolds American Inc. 4%	0.01	35,937	57,747,182	2022-06-12
American Airlines, Inc. 3.65%	0.01	35,914	60,289,229	2029-12-15
Cowlitz Tribal Gamingauthority Term Loan	0.01	35,885	9,599,184	2021-12-06
Federal Farm Credit Banks 2.13%	0.01	35,797	71,853,515	2019-07-25
Argentina (Republic of) 7.82%	0.01	35,712	1,289	2038-01-01
Federal Home Loan Mortgage Corporation 4.42%	0.01	35,664	56,408,357	2024-09-25
CenturyLink, Inc.	0.01	35,623	10,748,635	—
CHENIERE ENERGY PARTNERS L P	0.01	35,623	20,980,874	—
MSCI Inc. 5.25%	0.01	35,590	9,960,091	2024-11-15
HSBC Bank plc 0%	0.01	35,538	134,586	—
Sabine Pass Liquefaction, LLC 5.88%	0.01	35,530	53,799,718	2026-06-30
APT Pipelines Ltd. 3.88%	0.01	35,461	58,531,281	2022-10-11
Multi-Color Corp	0.01	35,446	11,472,100	—
VICI Properties 1 LLC 8%	0.01	35,413	11,795,421	2023-10-15
Precision Drilling Corporation 5.25%	0.01	35,357	10,679,720	2024-11-15
Reynolds Group Issuer LLC.	0.01	35,355	10,632,912	—
Sbm Private Education Loan Trsut 2015-B 2.98%	0.01	35,304	58,456,754	2027-07-15
Springleaf Finance Corporation 6.12%	0.01	35,291	9,918,923	2022-05-15
Federal National Mortgage Association 5.5%	0.01	35,204	65,737,820	2036-04-01
FAGE International S.A./FAGE USA Dairy Industry Inc.	0.01	35,193	11,832,547	—
Novelis Corporation	0.01	35,189	20,621,640	—
Transmontaigne Par	0.01	35,163	11,534,778	—
The Chemours Company LLC	0.01	35,084	10,068,243	—

# Target Date Fund 2020

			Total Stocks 6752	Total Bonds 10626	Total Cash 415
<b>Bond Portfolio Analysis</b> as of 09-30-18					
Security Name	Net Assets %	Market Value \$	Amount \$	Maturity Date	
Federal National Mortgage Association 3.5%	0.01	35,083	58,878,386	2043-01-01	
FMG Resources (August 2006) Pty Ltd. 5.12%	0.01	35,076	70,253,391	2024-05-15	
Republic of South Africa 4.66%	0.01	35,056	3,986,116	2024-01-17	
Parsley Energy LLC	0.01	35,050	10,625,926	—	
Navient Corporation	0.01	35,034	21,372,902	—	
Camelot Finance S.A.	0.01	35,015	10,626,609	—	
United Airlines, Inc. 4.15%	0.01	34,996	57,650,499	2025-10-11	
Envision Healthcare Corporation	0.01	34,914	19,490,716	—	
United States Treasury Notes 2%	0.01	34,859	13,966,939	2026-11-15	
Atrium Hotel Portfolio Tr 2017 3.66%	0.01	34,822	58,031,234	2036-12-15	
United States Treasury Notes 2.75%	0.01	34,762	13,028,983	2023-04-30	
NFP Corp.	0.01	34,740	10,801,014	—	
The Scotts Miracle-Gro Company	0.01	34,653	10,384,968	—	
Government National Mortgage Association 4%	0.01	34,608	69,224,952	2042-07-20	
Tallgrass Energy Partners, LP and Tallgrass Energy Finance Corp.	0.01	34,566	10,724,044	—	
Towd Point Mortgage Trust 2.75%	0.01	34,537	59,785,215	2057-06-25	
Alibaba Group Holding Ltd 4%	0.01	34,519	63,284,134	2037-12-06	
Republic Of Venezuela 5.75%	0.01	34,483	1,232	2020-02-27	
American Builders & Contractors Supply Co., Inc.	0.01	34,383	10,669,480	—	
FREEPORT-MCMORAN INC 3.88%	0.01	34,323	10,542,611	2023-03-15	
US Airways Group Inc. 4.62%	0.01	34,264	56,835,428	2026-12-03	
Apx Group, Inc.	0.01	34,238	10,480,194	—	
Parsley Energy LLC	0.01	34,218	10,914,770	—	
Navient Corporation	0.01	34,183	20,015,142	—	
Starwood Property Trust, Inc. 3.62%	0.01	34,171	10,380,797	2021-02-01	
Ashford Hospitality Trust Inc 3.06%	0.01	34,159	58,015,435	2035-04-15	
Centene Corporation	0.01	34,147	10,876,245	—	
Financial & Risk US Holdings Inc 6.25%	0.01	34,105	71,624,777	2026-05-15	
Navient Corporation 6.12%	0.01	34,092	10,224,694	2024-03-25	
Team Health Inc Del Term Loan B	0.01	34,018	10,514,570	2024-02-06	
Tencent Holdings Limited 3.92%	0.01	33,956	64,339,833	2038-01-19	
Sempra Energy 3.8%	0.01	33,921	64,403,304	2038-02-01	
Lennar Corporation 4.88%	0.01	33,892	10,110,664	2023-12-15	
Russian Federation 4.25%	0.01	33,875	4,057,560	2027-06-23	
Apergy Corp	0.01	33,787	10,403,247	—	
World Omni Auto Re 1.73%	0.01	33,723	59,921,419	2023-07-15	
Unibanco Uniao De Bancos Brasileiros FRN 8.7%	0.01	33,683	1,532	2014-02-12	
PTC Inc	0.01	33,630	10,254,669	—	
Federal National Mortgage Association 3.5%	0.01	33,625	58,878,142	2043-03-01	
State of Qatar 4.5%	0.01	33,618	3,781,930	2028-04-23	
Tegna Inc 5.12%	0.01	33,605	10,192,763	2019-10-15	
CDK Global Inc	0.01	33,592	21,517,977	—	
Sterigenics-Nordion Holdings, LLC	0.01	33,547	10,394,506	—	
Global Bank Corp 4.5%	0.01	33,543	3,926,949	2021-10-20	
Clearway Energy Operating LLC	0.01	33,526	10,806,958	—	
Change Healthcare Holdings LLC/ Change Healthcare Finance Inc	0.01	33,441	10,980,456	—	
Federal National Mortgage Association 6%	0.01	33,410	52,762,807	2038-07-01	
Altice France Sa 2018 Term Loan B13	0.01	33,352	10,289,163	2026-08-14	
SMB PRIVATE ED LN TR 2015-A 2.49%	0.01	33,195	58,755,865	2027-06-15	
Reynolds American Inc. 3.25%	0.01	33,055	59,482,026	2022-11-01	
Pulte Group Inc 4.25%	0.01	33,053	10,173,698	2021-03-01	
Constellium N.V.	0.01	33,012	10,774,340	—	
Gartner Incorporation	0.01	32,912	10,626,818	—	
Petroleos del Peru - Petroperu SA 5.62%	0.01	32,905	3,916,042	2047-06-19	
Service Corporation International 5.38%	0.01	32,843	9,999,150	2024-05-15	

# Target Date Fund 2020

		Total Stocks 6752	Total Bonds 10626	Total Cash 415
<b>Bond Portfolio Analysis</b> as of 09-30-18				
Security Name	Net Assets %	Market Value \$	Amount \$	Maturity Date
Sanchez Energy Corporation 6.12%	0.01	32,841	17,737,623	2023-01-15
Panama Rep 7.25%	0.01	32,788	1,651	2019-03-16
United States Treasury Notes 1.62%	0.01	32,727	14,284,180	2026-05-15
Avnet, Inc. 4.62%	0.01	32,646	71,495,938	2026-04-15
RED Arrow Leasing PubLtd Co 8.38%	0.01	32,591	1,614	2016-04-01
Nielsen Finance LLC/Nielsen Finance Co 4.5%	0.01	32,585	10,199,133	2020-10-01
Wells Fargo Coml Tr 2016-C33 3.16%	0.01	32,556	60,392,225	2059-03-15
Rockies Express Pipeline LLC 5.62%	0.01	32,470	9,926,164	2020-04-15
Citigroup Commercial Mortgage Trust 3.06%	0.01	32,433	60,620,103	2049-04-15
SBA Tower Trust 3.45%	0.01	32,422	58,959,791	2048-03-15
Noble Grp 6.62%	0.01	32,398	1,436	2019-03-18
Humana Inc. 3.85%	0.01	32,297	71,448,819	2024-10-01
Government National Mortgage Association 4.5%	0.01	32,255	67,789,334	2046-02-20
Regency Centers, L.P. 3.6%	0.01	32,126	61,201,153	2027-02-01
Kazakhstan Temir Zholy National Co JSC 4.85%	0.01	32,123	3,922,278	2027-11-17
Whiting Petroleum Corporation 6.25%	0.01	32,112	9,858,997	2023-04-01
Government National Mortgage Association 5%	0.01	32,038	54,546,896	2048-09-20
ACADIA HEALTHCARE COMPANY, INC.	0.01	31,964	10,548,636	—
American Builders & Contractors Supply Co., Inc.	0.01	31,913	10,565,808	—
Jaguar Holding Co II/Pharmaceutical Product Development LLC	0.01	31,911	10,774,355	—
Antero Midstream Partners LP / Antero Midstream Finance Corp 5.38%	0.01	31,866	10,135,785	2024-09-15
Republic of El Salvador 7.65%	0.01	31,818	1,812	2039-06-16
Commercial Mortgage Trust 2015-PC1 3.9%	0.01	31,775	70,257,180	2050-07-10
Tenet Healthcare Corporation	0.01	31,691	21,292,823	—
Verizon Owner Trust 3.2%	0.01	31,690	58,602,506	2022-09-20
Government National Mortgage Association 4.5%	0.01	31,667	56,167,710	2047-09-20
GNMA PASS-THRU M SINGLE FAMILY 5.5%	0.01	31,661	53,723,321	2044-06-20
AMERICREDIT AUTOMOBILE RECEIVABLES TRUST 2.58%	0.01	31,655	58,115,427	2020-09-08
United States Treasury Notes 2.62%	0.01	31,649	12,981,429	2020-11-15
j2 Cloud Services LLC/j2 Cloud Co-Obligor Inc 6%	0.01	31,609	9,938,254	2025-07-15
Saudi Arabia (Kingdom of) 3.62%	0.01	31,563	4,082,607	2028-03-04
Tempo Acquisition LLC / Tempo Acquisition Fin Corp	0.01	31,523	11,017,747	—
Arconic Inc 5.87%	0.01	31,434	55,601,622	2022-02-23
Federal National Mortgage Association 6.5%	0.01	31,411	51,949,681	2037-08-01
Avolon Holdings Funding Limited	0.01	31,377	10,623,602	—
Ginnie Mae 3%	0.01	31,376	59,231,016	2047-12-20
Taylor Morrison Communities, Inc./ Monrach Communities, Inc	0.01	31,368	20,800,457	—
Pinnacle Foods Finance LLC/Pinnacle Foods Finance Corp.	0.01	31,349	20,016,763	—
The Republic of Peru 7.84%	0.01	31,261	1,877	2024-08-13
Plains All American Pipeline L.P./PAA Finance Corp. 2.85%	0.01	31,260	61,150,749	2023-01-31
Dynegy Inc 5.88%	0.01	31,223	9,943,099	2023-06-01
Evrax Grp Sa 8.25%	0.01	31,170	1,655	2019-11-11
Digicel 144A 9.25%	0.01	31,117	1,707	2016-09-02
Rockies Express Pipeline LLC 6%	0.01	31,090	10,135,785	2019-01-15
Uruguay (Republic of) 7.88%	0.01	31,060	1,840	2037-01-16
United States Treasury Notes 2.75%	0.01	31,017	13,037,199	2023-07-31
SANTANDER DRIVE AUTO RECEIVABLES TRUST 3.27%	0.01	31,000	71,267,205	2023-01-17
United States Treasury Notes 2.75%	0.01	30,991	13,048,521	2023-11-15
Altice Luxembourg S.A. 7.62%	0.01	30,951	11,254,216	2025-02-15
Mexico (United Mexican States) 6.75%	0.01	30,798	1,757	2038-09-28
Virgin Media Finance PLC	0.01	30,779	11,068,355	—
Ineos Group Holdings S.A.	0.01	30,778	11,057,461	—
Hilton Domestic Operating Co Inc.	0.01	30,771	21,024,362	—
Carlyle GI 2017 3.92%	0.01	30,760	58,591,603	2050-04-14
Comcast Corporation 3.15%	0.01	30,712	75,231,749	2026-03-01

# Target Date Fund 2020

**Total Stocks**  
6752

**Total Bonds**  
10626

**Total Cash**  
415

## Bond Portfolio Analysis as of 09-30-18

Security Name	Net Assets %	Market Value \$	Amount \$	Maturity Date
The Third Pakistan International Sukuk Co Ltd 6.88%	0.01	30,704	4,103,476	2027-12-05
Provident Funding Associates LP / PFG Finance Corp	0.01	30,695	10,734,709	—
Csail Commercial Mortgage Trust 3.72%	0.01	30,645	71,046,164	2048-08-15
AMC Entertainment Inc. 5.75%	0.01	30,639	10,657,401	2025-06-15
CDW LLC / CDW Finance Corp 5%	0.01	30,638	10,004,054	2023-09-01
United States Treasury Notes 1.75%	0.01	30,552	13,235,952	2020-12-31
AES Panama S.A. 6%	0.01	30,541	3,769,112	2022-06-25
Jpmcc 2016-Jp3 3.4%	0.01	30,319	61,245,594	2049-08-15
Federal National Mortgage Association 3%	0.01	30,284	71,475,849	2027-09-01
Galton Fd Mtg Tr 2018-1 3.5%	0.01	30,179	59,321,262	2057-11-25
United States Treasury Notes 1.75%	0.01	30,158	13,623,522	2023-05-15
Towd Point Mortgage Trust 2015-1 2.82%	0.01	30,092	58,051,420	2057-02-25
Federal National Mortgage Association 5.87%	0.01	30,069	52,678,203	2029-09-25
Mobile Telesystems Fin S.A 9.75%	0.01	30,048	1,717	2012-01-31
Indonesia(Rep Of) 6.75%	0.01	29,951	1,723	2018-03-11
Chaoda Modern Agri 7.75%	0.01	29,937	1,571	2014-02-09
State of Qatar 3.88%	0.01	29,935	3,864,554	2023-04-23
Williams Partners LP / Williams Partners Finance Corporation 3.9%	0.01	29,915	72,598,609	2025-01-15
United States Treasury Notes 1.12%	0.01	29,881	13,587,151	2021-08-31
SM ENERGY COMPANY	0.01	29,841	20,399,488	—
Government National Mortgage Association 3.5%	0.01	29,836	58,412,712	2043-03-20
Hyundai Auto Lease Securitization Trust 2.12%	0.01	29,836	58,575,226	2021-02-16
Alexandria Real Estate Equities, Inc. 4.3%	0.01	29,819	58,609,938	2026-01-15
Huntsman International LLC 4.88%	0.01	29,731	10,011,418	2020-11-15
Federal National Mortgage Association 4%	0.01	29,726	57,405,873	2044-10-01
R.R. Donnelley & Sons Company 7.62%	0.01	29,693	9,621,824	2020-06-15
Sensata Technologies UK Financing Co plc 6.25%	0.01	29,675	9,690,388	2026-02-15
JPMorgan Chase & Co. 3.54%	0.01	29,627	60,832,300	2028-05-01
NEW YORK N Y 6.27%	0.01	29,627	46,088,000	2037-12-01
Federal National Mortgage Association 3.5%	0.01	29,522	58,788,922	2045-12-01
Dominican Republic 8.62%	0.01	29,484	1,990	2031-04-21
Discover Financial Services 3.95%	0.01	29,406	59,428,961	2024-11-06
T-Mobile USA, Inc.	0.01	29,376	22,118,761	—
Range Resources Corp. 5%	0.01	29,370	10,302,155	2022-08-15
Delta Merger Sub Inc	0.01	29,279	20,880,866	—
Cedar Fair LP/ Canada's Wonderland Company/ Magnum Management Corporation/ Constellium N.V.	0.01	29,238	21,538,155	—
Federal National Mortgage Association 3.5%	0.01	29,219	11,109,734	—
Federal National Mortgage Association 3.5%	0.01	29,215	58,878,032	2043-01-01
United States Treasury Bonds 3.75%	0.01	29,187	11,800,967	2043-11-15
R.R. Donnelley & Sons Company 7.88%	0.01	29,180	9,610,490	2021-03-15
Capital Auto Receivables Asset Trust 2015-4 2.01%	0.01	29,087	58,205,837	2020-07-20
United States Treasury Bonds 3.62%	0.01	29,084	12,028,830	2044-02-15
COMM MORTGAGE TRUST 4.61%	0.01	29,069	60,116,858	2047-12-10
Kronos Inc/Ma	0.01	28,982	2,807,066	2023-11-01
Ss C Technologies Inc Term Loan B 3	0.01	28,979	10,192,712	2025-04-16
Eldorado Resorts Inc	0.01	28,969	10,482,590	—
Ausgrid Finance Pty Ltd 3.85%	0.01	28,953	58,477,954	2023-05-01
United States Treasury Notes 2%	0.01	28,881	13,273,655	2021-11-15
GLP Capital L.P. and GLP Financing II, Inc.	0.01	28,848	10,538,672	—
Federal National Mortgage Association 4.5%	0.01	28,837	56,243,140	2026-10-01
Boardwalk Pipelines LP 4.45%	0.01	28,766	73,942,021	2027-07-15
Morgan Stanley 3.88%	0.01	28,746	72,256,094	2026-01-27
Towd Point Mortgage Trust 2015-4 3.75%	0.01	28,732	58,923,299	2055-04-25
Unitymedia KabelBW GmbH	0.01	28,730	10,363,091	—
Verizon Owner Trust 2017-1 2.65%	0.01	28,721	58,954,156	2021-09-20



# Target Date Fund 2020

		<b>Total Stocks</b> 6752	<b>Total Bonds</b> 10626	<b>Total Cash</b> 415
<b>Bond Portfolio Analysis</b> as of 09-30-18				
Security Name	Net Assets %	Market Value \$	Amount \$	Maturity Date
Ukraine Government 7.65%	0.01	28,693	1,869	2017-06-12
CIT Group, Inc. 5%	0.01	28,692	9,979,582	2022-08-15
Reynolds Group Issuer LLC. 5.75%	0.01	28,635	10,173,699	2020-10-15
Gaz Capital S.A. 6.51%	0.01	28,598	1,751	2026-03-08
United States Treasury Notes 2.75%	0.01	28,540	13,035,660	2023-08-31
United States Treasury Bonds 3.12%	0.01	28,535	13,096,037	2048-05-15
Egypt (Arab Republic of) 7.5%	0.01	28,452	3,824,433	2027-01-31
Republic of South Africa 5.88%	0.01	28,411	3,829,944	2025-09-16
Kronos Inc/Ma	0.01	28,396	2,763,792	2024-11-01
Aercap Ireland Capital DAC 3.5%	0.01	28,390	72,391,086	2022-05-26
Federal National Mortgage Association 3.5%	0.01	28,389	58,879,817	2042-09-01
Centennial Resource Production, LLC	0.01	28,276	10,887,796	—
ALPHA 2 B.V.	0.01	28,268	10,495,753	—
Federal Home Loan Mortgage Corporation 2.06%	0.01	28,260	71,853,515	2019-03-18
United States Treasury Notes 1.38%	0.01	28,243	13,172,696	2020-02-29
Clns Trust 2017-lkpr 2.93%	0.01	28,209	58,085,495	2032-06-11
Beacon Roofing Supply, Inc.	0.01	28,169	10,284,417	—
NXP BV/NXP Funding LLC 4.12%	0.01	28,166	10,166,093	2021-06-01
CHICAGO ILL O HARE INTL ARPT 6.4%	0.01	28,151	55,287,949	2040-01-01
Federal National Mortgage Association 4.5%	0.01	28,093	56,004,400	2044-01-01
Bausch Health Companies Inc	0.01	28,066	10,782,357	—
Jagged Peak Energy Inc	0.01	28,042	10,766,746	—
Ukraine(Rep Of) 6.58%	0.01	28,013	1,788	2020-11-22
Towd Point Mortgage Trust 2015-3 3%	0.01	28,000	58,559,325	2054-03-25
Taylor Morrison Communities, Inc / Taylor Morrison Holdings II, Inc	0.01	27,889	10,600,736	—
Hub International Limited	0.01	27,772	10,632,946	—
United States Treasury Notes 3.62%	0.01	27,757	12,703,754	2021-02-15
Icahn Enterprises, L.P. / Icahn Enterprises Finance Corporation	0.01	27,745	10,567,644	—
Turkey (Republic of) 6%	0.01	27,725	4,275,868	2027-03-25
Penn National Gaming, Inc.	0.01	27,718	11,232,715	—
PDC Energy, Inc.	0.01	27,671	11,138,593	—
Lennar Corporation 4.75%	0.01	27,619	10,135,785	2022-11-15
ESH Hospitality, Inc. 5.25%	0.01	27,598	10,514,570	2025-05-01
DENVER COLO PUB SCHS 4.24%	0.01	27,553	57,490,333	2037-12-15
CD&R Waterworks Merger Sub LLC	0.01	27,540	11,330,752	—
Amkor Technology, Inc. 6.38%	0.01	27,538	10,010,239	2022-10-01
JPMorgan Chase & Co. 3.9%	0.01	27,450	71,050,433	2025-07-15
United States Treasury Notes 1.38%	0.01	27,448	13,435,939	2021-05-31
United States Treasury Notes 2.62%	0.01	27,440	12,968,205	2020-08-31
Navient Corporation	0.01	27,405	10,367,777	—
KAR Auction Servic	0.01	27,400	11,057,300	—
MORGAN STANLEY BANK OF AMERICA MERRILL LYNCH TRUST 3.31%	0.01	27,391	72,627,127	2048-04-15
Banco Mercantile del Norte SA Grand Cayman Branch 7.62%	0.01	27,349	3,853,038	2049-12-31
Alexandria Real Estate Equities, Inc. 4%	0.01	27,326	57,965,776	2024-01-15
PPL Energy Supply, LLC 4.6%	0.01	27,303	11,928,811	2021-12-15
Government National Mortgage Association 3%	0.01	27,294	73,142,451	2046-04-20
INVISTA Finance LLC 4.25%	0.01	27,227	58,176,315	2019-10-15
American Airlines, Inc. 3.7%	0.01	27,204	60,229,807	2027-04-15
Government National Mortgage Association 4.5%	0.01	27,198	56,225,366	2048-10-18
Bombardier Inc.	0.01	27,181	9,669,684	—
Sunoco LP / Sunoco Finance Corp	0.01	27,159	11,271,189	—
BWAY Holding Company 5.5%	0.01	27,149	10,374,567	2024-04-15
Federal National Mortgage Association 3.5%	0.01	27,146	58,577,329	2043-09-01
Banco Bmg S A 144A 9.15%	0.01	27,079	1,980	2020-01-16
Southern Gas Corridor 6.88%	0.01	26,958	3,505,270	2026-03-24

# Target Date Fund 2020

		Total Stocks 6752	Total Bonds 10626	Total Cash 415
<b>Bond Portfolio Analysis</b> as of 09-30-18				
Security Name	Net Assets %	Market Value \$	Amount \$	Maturity Date
Saudi Arabia (Kingdom of) 4%	0.01	26,944	3,889,659	2025-04-17
Verus Securitization Trust 2.93%	0.01	26,943	58,904,418	2048-02-25
Saudi Arabia (Kingdom of) 5%	0.01	26,887	3,834,095	2049-04-17
Government National Mortgage Association 2.5%	0.01	26,850	61,900,407	2043-02-15
United States Treasury Bonds 3.12%	0.01	26,786	13,085,679	2044-08-15
Delphi Jersey Holdings plc	0.01	26,778	11,379,735	—
Mongolia (Government of) 5.12%	0.01	26,772	4,064,550	2022-12-05
Comm 2015-Ccre25 Mortgage Trust 4.7%	0.01	26,745	59,226,132	2048-08-10
Cheniere Corpus Christi Holdings, LLC	0.01	26,742	10,781,431	—
Quebecor Media Inc.	0.01	26,742	10,481,235	—
GS MORTGAGE SECURITIES TRUST 3.63%	0.01	26,726	71,034,953	2047-11-10
Sierra Timshr Recv Fdg 2016-3 2.43%	0.01	26,722	59,328,054	2033-10-20
Clearway Energy Operating LLC	0.01	26,669	10,863,299	—
Centurylink Escrow Llc Term Loan B	0.01	26,617	10,273,618	2025-01-31
Mattel, Inc.	0.01	26,605	10,994,571	—
Viking Cruises, Ltd.	0.01	26,601	11,192,590	—
Government National Mortgage Association 4%	0.01	26,582	56,617,808	2041-05-20
Transcontinental Gas Pipe Line Company, LLC 4.6%	0.01	26,530	59,698,256	2048-03-15
Infor Software Parent LLC / Infor Software Parent Inc. 7.12%	0.01	26,524	10,090,658	2021-05-01
Parsley Energy LLC	0.01	26,522	10,791,616	—
Alpha 3 B.V./ Alpha US Bidco Inc	0.01	26,490	10,936,934	—
Ancestry.Com Operations Inc TI B 1I Usd	0.01	26,481	2,811,264	2023-10-19
Morgan Stanley Bank of America Merrill Lynch Trust 2014-C17 4.46%	0.01	26,466	57,781,358	2047-08-15
Lennar Corporation	0.01	26,444	21,129,346	—
COLUMBIA/HCA HEALTHCARE CORP 7.69%	0.01	26,415	9,126,741	2025-06-15
Unum Group 5.62%	0.01	26,414	55,822,022	2020-09-15
Diamondback Energy Inc	0.00	26,312	10,546,451	—
Satander Drive Auto 2018 3.35%	0.00	26,298	71,425,193	2023-07-17
Brixmor Operating Partnership LP 3.85%	0.00	26,269	60,299,426	2025-02-01
United States Treasury Bonds 3%	0.00	26,254	13,391,339	2045-05-15
Springleaf Finance Corporation 7.75%	0.00	26,197	9,437,088	2021-10-01
Press Ganey Holdings Inc	0.00	26,195	2,809,527	2023-10-23
United States Treasury Bonds 3%	0.00	26,184	13,426,669	2048-02-15
DCP Midstream, LLC 6.75%	0.00	26,152	54,302,519	2037-09-15
Ss&C Technologies Inc	0.00	26,152	2,818,287	2025-04-16
United States Treasury Notes 2.38%	0.00	26,122	13,003,376	2020-04-30
NextEra Energy Operating Partners LP	0.00	26,063	11,423,692	—
American Airlines, Inc. 3.35%	0.00	26,030	60,845,081	2031-04-15
USA Compression Partners LP / USA Compression Finance Corp	0.00	26,025	10,260,361	—
Brambles USA Inc. 4.12%	0.00	26,025	58,756,734	2025-10-23
Concho Resources Inc. 3.75%	0.00	26,019	60,873,656	2027-10-01
Sprint Communications, Inc.	0.00	26,001	10,498,199	—
Liberty Street Tst 3.6%	0.00	25,996	58,824,293	2036-02-10
Federal Home Loan Mortgage Corporation 2.5%	0.00	25,966	76,699,831	2043-07-01
MGM Resorts International 6.62%	0.00	25,963	9,626,364	2021-12-15
ZF North America Capital, Inc. 4%	0.00	25,919	10,159,259	2020-04-29
Philip Cds-S #1 4.95% Citi	0.00	25,883	2,091	2013-03-21
Autopistas del Sol SA 7.38%	0.00	25,789	3,857,811	2030-12-30
Nustar Logistics, L.P.	0.00	25,780	21,136,871	—
PEMERINTAH REPUBLIK INDONESIA 3.5%	0.00	25,743	18,087,959	2028-01-11
Ball Corporation 4.38%	0.00	25,740	10,073,218	2020-12-15
Southern Copper Corporation 7.5%	0.00	25,719	10,443,829	2035-07-27
Rockpoint Gas Storage Canada Ltd	0.00	25,687	10,354,511	—
Federal National Mortgage Association 2.5%	0.00	25,603	73,269,265	2030-06-01
Lebanese Rep Mtn Book Ent Reg 7.88%	0.00	25,467	1,927	2015-05-21

# Target Date Fund 2020

**Total Stocks**  
6752

**Total Bonds**  
10626

**Total Cash**  
415

## Bond Portfolio Analysis as of 09-30-18

Security Name	Net Assets %	Market Value \$	Amount \$	Maturity Date
United States Treasury Bonds 2.88%	0.00	25,459	13,722,425	2045-08-15
Quintiles IMS Incorporated 5%	0.00	25,444	10,412,590	2026-10-15
United States Treasury Bonds 2.88%	0.00	25,432	13,667,994	2043-05-15
Republic Of Venezuela 6.36%	0.00	25,405	1,931	2015-04-21
Bulgaria Rep 8.25%	0.00	25,390	2,291	2019-01-16
DCP Midstream Operating, LP	0.00	25,364	21,764,271	—
Bombardier Inc.	0.00	25,352	10,160,833	—
Government National Mortgage Association 5%	0.00	25,333	55,577,429	2047-08-20
Mph Acquisition Holdings Llc Tl B 1l Usd	0.00	25,318	2,814,940	2023-06-07
Community Health Systems Incorporated	0.00	25,307	11,171,771	—
Ally Financial Inc.	0.00	25,301	10,705,581	—
CIT Group, Inc. 4.12%	0.00	25,287	10,166,094	2021-03-09
Lennar Corporation	0.00	25,257	10,323,645	—
United States Treasury Notes 3.62%	0.00	25,200	12,773,401	2020-02-15
National Retail Properties, Inc. 4.3%	0.00	25,188	58,545,606	2028-10-15
United States Treasury Notes 1.88%	0.00	25,184	13,429,949	2022-07-31
Huntington Auto Trust 1.93%	0.00	25,184	72,077,057	2022-04-15
JOBSOHIO BEVERAGE SYS OHIO 4.53%	0.00	25,167	67,151,958	2035-01-01
Thomson Reuters Corp. 3.35%	0.00	25,130	63,034,280	2026-05-15
Uruguay (Republic of) 5%	0.00	25,054	2,281	2022-09-15
AMC Entertainment Holdings Inc 6.12%	0.00	25,031	10,643,499	2027-05-15
Iirsa Norte Finance Ltd. 8.75%	0.00	24,976	2,369	2028-05-31
United States Treasury Notes 2.62%	0.00	24,954	12,964,133	2020-07-31
Ukraine (Republic of) 7.75%	0.00	24,930	4,144,283	2026-09-01
United States Treasury Notes 2.75%	0.00	24,830	13,028,983	2023-05-31
United States Treasury Notes 1.25%	0.00	24,797	13,176,901	2020-01-31
PDC Energy, Inc.	0.00	24,793	11,262,536	—
United States Treasury Notes 1.75%	0.00	24,763	13,063,969	2019-11-30
Chesapeake Energy Corporation	0.00	24,747	10,931,001	—
Republic of Venezuela 6%	0.00	24,745	1,656	2024-12-10
United States Treasury Notes 2.88%	0.00	24,651	13,123,583	2028-08-15
Colombia Rep 10.75%	0.00	24,616	2,507	2017-01-16
Verisign, Inc.	0.00	24,607	10,596,014	—
United States Treasury Notes 1.38%	0.00	24,576	13,163,785	2020-02-15
United States Treasury Notes 2.12%	0.00	24,560	13,195,820	2021-08-15
Gpb Eurobond Finan 6.5%	0.00	24,526	2,021	2019-09-24
United States Treasury Notes 2.38%	0.00	24,461	13,225,371	2023-01-31
Tenet Healthcare Corporation 7.5%	0.00	24,444	9,771,625	2022-01-01
Vale Overseas Limited 6.88%	0.00	24,441	11,129,984	2036-11-21
WPX Energy Inc	0.00	24,438	20,662,011	—
AmeriCredit Automobile Receivables Trust 2014-2 2.57%	0.00	24,433	58,114,424	2020-07-08
United States Treasury Notes 1.75%	0.00	24,411	13,384,834	2021-11-30
Gm Financial Automobile Leasing Trust 2.58%	0.00	24,409	58,175,743	2020-03-20
United States Treasury Notes 1.88%	0.00	24,399	13,391,881	2022-04-30
United States Treasury Notes 2.62%	0.00	24,324	12,967,698	2020-08-15
United States Treasury Bonds 3%	0.00	24,281	13,416,325	2047-05-15
United States Treasury Notes 1.38%	0.00	24,202	13,366,986	2021-01-31
1011778 B.C. Unlimited Liability Company / New Red Finance, Inc. 4.62%	0.00	24,142	10,161,028	2022-01-15
United States Treasury Notes 2%	0.00	24,140	13,401,103	2022-10-31
United States Treasury Bonds 3%	0.00	24,130	13,408,167	2047-02-15
Service Corporation International 5.38%	0.00	24,128	10,073,218	2022-01-15
United States Treasury Notes 1.88%	0.00	24,096	13,358,349	2022-01-31
Netflix, Inc. 5.5%	0.00	24,090	9,894,865	2022-02-15
Ghana, Republic of 7.88%	0.00	24,025	3,718,687	2023-08-07
NOVA Chemicals Corporation 5%	0.00	23,990	10,735,929	2025-05-01

# Target Date Fund 2020

**Total Stocks**  
6752

**Total Bonds**  
10626

**Total Cash**  
415

## Bond Portfolio Analysis as of 09-30-18

Security Name	Net Assets %	Market Value \$	Amount \$	Maturity Date
POLARIS INTERMEDIATE 8.5%	0.00	23,980	13,041,100	2022-12-01
United States Treasury Notes 2%	0.00	23,959	13,367,525	2022-07-31
AXA Equitable Holdings Inc 3.9%	0.00	23,886	58,531,247	2023-04-20
Level 3 Financing, Inc. 5.12%	0.00	23,863	10,123,209	2023-05-01
Ford Credit Auto Trust 1.73%	0.00	23,850	72,891,839	2022-03-15
Berlin Packaging Llc Term Loan B 1	0.00	23,831	10,203,929	2025-11-07
United States Treasury Notes 1.5%	0.00	23,829	13,101,229	2019-11-30
United States Treasury Bonds 3.62%	0.00	23,807	12,041,531	2043-08-15
Indonesia(Rep Of) 7.25%	0.00	23,802	2,231	2019-04-21
Navient Corporation	0.00	23,778	10,877,482	—
United States Treasury Notes 1.62%	0.00	23,768	13,611,196	2022-11-15
Alb Fin B V 144a 144A 9.25%	0.00	23,754	2,129	2017-09-26
CNH Equipment Trust 2.13%	0.00	23,753	58,398,934	2022-07-20
Prime Securities One Ms Inc 4.88%	0.00	23,742	12,599,300	2032-07-15
Federal National Mortgage Association 5%	0.00	23,718	54,626,426	2042-03-01
Whiting Petroleum Corporation 5.75%	0.00	23,606	9,962,523	2021-03-15
United States Treasury Notes 1.62%	0.00	23,590	13,096,554	2019-12-31
T-Mobile USA, Inc.	0.00	23,576	11,563,269	—
CATHOLIC HEALTH INITIATIVES 2.95%	0.00	23,573	60,240,855	2022-11-01
United States Treasury Notes 1.88%	0.00	23,561	13,455,612	2022-09-30
United States Treasury Notes 2.75%	0.00	23,530	13,060,879	2024-02-15
International Game Technology PLC	0.00	23,529	20,884,682	—
Federal National Mortgage Association 3.5%	0.00	23,515	58,577,469	2043-07-01
United States Treasury Notes 1.88%	0.00	23,473	13,368,065	2022-02-28
Russian Std Fin Sa 7.5%	0.00	23,439	2,093	2014-10-08
Targa Resources Partners LP/Targa Resources Finance Corporation	0.00	23,386	21,493,168	—
Realogy Group LLC/Realogy Co-Issuer Corp 4.5%	0.00	23,382	10,173,698	2019-04-15
Harland Clarke Holdings Corp. 8.38%	0.00	23,325	13,579,344	2022-08-15
MGM Resorts International	0.00	23,305	10,109,651	—
United States Treasury Bills 0.01%	0.00	23,295	72,639,415	2019-01-17
Edgewell Personal Care Co 4.7%	0.00	23,236	10,407,173	2022-05-24
United Rentals (North America), Inc. 5.75%	0.00	23,186	9,930,996	2024-11-15
J.P. Morgan Chase Commercial Mortgage Securities Trust 4.95%	0.00	23,172	56,563,747	2033-07-05
Oasis Petroleum Inc. 6.25%	0.00	23,167	9,991,803	2026-05-01
United States Treasury Bonds 2.75%	0.00	23,166	14,115,331	2047-11-15
United States Treasury Notes 1.38%	0.00	23,146	13,277,392	2020-08-31
Jpn 10y Bond Fut Dec18	0.00	23,138	13	2018-12-14
Formula One Management	0.00	23,125	2,843,751	2024-02-01
United States Treasury Bonds 2.75%	0.00	23,105	14,109,320	2047-08-15
Taylor Morrison Communities, Inc./ Monrach Communities, Inc 5.62%	0.00	23,083	10,354,450	2024-03-01
Albertsons Companies, LLC. 5.75%	0.00	23,077	11,395,679	2025-03-15
United States Treasury Notes 3.12%	0.00	22,927	12,840,344	2021-05-15
Hughes Satellite Systems Corporation 6.5%	0.00	22,853	9,997,926	2019-06-15
Radiate Holdco LLC/Radiate Finance Inc	0.00	22,835	11,602,109	—
Costa Rica Stp T-Bill	0.00	22,826	2,127	2012-01-11
United States Treasury Notes 1.12%	0.00	22,825	13,606,151	2021-09-30
Sabine Pass Liquefaction, LLC 4.2%	0.00	22,794	59,896,271	2028-03-15
United States Treasury Notes 1.38%	0.00	22,787	13,416,325	2021-04-30
Precision Drilling Corporation 6.5%	0.00	22,777	10,048,406	2021-12-15
Federal National Mortgage Association 3.5%	0.00	22,765	58,878,699	2042-08-01
Serta Simmons Bed 2nd Ln Tl 8.0	0.00	22,712	14,148,867	—
Woodside Finance Ltd 3.65%	0.00	22,637	60,322,101	2025-03-05
Brazil Federative Rep 11%	0.00	22,622	2,929	2044-08-18
Federal Farm Credit Banks 1.93%	0.00	22,612	71,854,593	2019-01-29
Russian Federation 5.25%	0.00	22,562	4,061,430	2047-06-23

# Target Date Fund 2020

**Total Stocks**  
6752

**Total Bonds**  
10626

**Total Cash**  
415

## Bond Portfolio Analysis as of 09-30-18

Security Name	Net Assets %	Market Value \$	Amount \$	Maturity Date
IRB HOLDING CORP	0.00	22,550	10,773,075	—
Nigeria (Federal Republic of) 7.14%	0.00	22,534	3,990,166	2030-02-23
UTILITY DEBT SECURITIZATION AUTH N Y 2.04%	0.00	22,527	58,190,981	2021-06-15
Laredo Petroleum Inc	0.00	22,485	10,835,530	—
Plains All American Pipeline L.P./PAA Finance Corp. 3.85%	0.00	22,475	72,125,372	2023-10-15
United States Treasury Notes 1.12%	0.00	22,465	13,463,827	2021-02-28
Aircastle Limited 5.5%	0.00	22,460	9,813,915	2022-02-15
Bausch Health Companies Inc	0.00	22,451	10,338,539	—
Tenet Healthcare Corporation	0.00	22,431	10,737,458	—
United States Treasury Notes 2.5%	0.00	22,425	12,983,478	2020-05-31
Santander Drive Au 2.96%	0.00	22,418	71,912,794	2024-03-15
Ardagh Packaging Finance plc / Ardagh Holdings USA Inc.	0.00	22,415	21,126,849	—
Riverbed Holdings Inc 8.88%	0.00	22,415	10,821,361	2023-03-01
Argentine Republic 7%	0.00	22,413	2,212	2015-03-29
United States Treasury Notes 2.62%	0.00	22,384	13,003,376	2021-05-15
Tenet Healthcare Corporation	0.00	22,351	10,900,773	—
Sw Acquisitions Co Inc Term Loan B 5	0.00	22,326	10,220,392	2024-03-31
Ghana, Republic of 8.12%	0.00	22,317	3,746,612	2026-01-18
The Scotts Miracle-Gro Company	0.00	22,317	11,229,921	—
Delek Logistics Partners Lp	0.00	22,277	10,623,343	—
Federal Home Loan Mortgage Corporation 2.67%	0.00	22,265	58,191,015	2030-07-25
Presidio Inc 2017 Refinancing Term Loans	0.00	22,242	10,182,129	2024-02-02
United States Treasury Notes 2.62%	0.00	22,212	13,107,980	2023-06-30
United States Treasury Notes 2.75%	0.00	22,206	13,111,612	2025-02-28
GMF FLOORPLAN OWNER REVOLVING TRUST 2.63%	0.00	22,190	59,077,990	2022-07-15
United States Treasury Notes 1.5%	0.00	22,184	13,197,923	2020-05-31
United States Treasury Notes 1.38%	0.00	22,167	13,189,503	2020-03-31
United States Treasury Notes 2.75%	0.00	22,162	13,137,647	2025-08-31
CIT Group, Inc. 4.75%	0.00	22,162	10,178,775	2024-02-16
Endo Ltd. Endo Finance LLC and Endo Finco inc. 6%	0.00	22,156	11,491,982	2023-07-15
Towd Pt Mtg Tr 2017-1 2.75%	0.00	22,097	59,346,296	2056-10-25
Clearway Energy Operating LLC	0.00	22,092	11,423,280	—
Federal National Mortgage Association 4%	0.00	22,091	57,109,451	2042-08-01
United States Treasury Notes 1.62%	0.00	22,079	13,259,830	2020-11-30
Republic of El Salvador 6.38%	0.00	22,045	4,156,589	2027-01-18
iStar Inc	0.00	22,044	10,545,664	—
Lebanese Republic 5.45%	0.00	22,005	4,112,098	2019-11-28
United States Treasury Notes 3.38%	0.00	21,940	12,828,387	2019-11-15
Valvoline Inc	0.00	21,926	11,621,058	—
Yioula Glassworks 9%	0.00	21,925	2,376	2019-12-02
Federal National Mortgage Association 3%	0.00	21,888	60,234,187	2043-08-01
BBA US Holdings Inc 5.38%	0.00	21,862	10,161,030	2026-05-01
United States Treasury Notes 2.12%	0.00	21,795	13,210,579	2021-09-30
Calpine Corporation Term Loan B6	0.00	21,783	10,201,990	2023-01-15
Springleaf Finance Corporation 8.25%	0.00	21,717	9,367,746	2020-12-15
Starfruit Us Holdco Tlb 3.25	0.00	21,679	10,916,605	—
ASCENT RES - UTICA LLC / ARU FIN CORP 10%	0.00	21,674	9,045,793	2022-04-01
Government National Mortgage Association 3%	0.00	21,638	59,816,755	2046-07-20
Federal National Mortgage Association 3.5%	0.00	21,609	58,878,195	2044-01-01
Federal National Mortgage Association 5%	0.00	21,603	54,615,451	2040-07-01
Government National Mortgage Association 5%	0.00	21,591	55,469,379	2047-06-20
Hanesbrands Inc.	0.00	21,574	11,066,774	—
Altice US Finance I Corp	0.00	21,560	20,804,954	—
HCA Inc.	0.00	21,530	11,121,416	—
Democratic Socialist Republic of Sri Lanka 5.75%	0.00	21,477	3,999,798	2023-04-18

# Target Date Fund 2020

**Total Stocks**  
6752

**Total Bonds**  
10626

**Total Cash**  
415

## Bond Portfolio Analysis as of 09-30-18

Security Name	Net Assets %	Market Value \$	Amount \$	Maturity Date
Republic of Colombia 5%	0.00	21,459	16,830,027	2045-06-15
Nustar Logistics, L.P. 4.8%	0.00	21,413	10,098,151	2020-09-01
Sensata Technologies BV	0.00	21,394	10,719,301	—
Uber Technologies Inc	0.00	21,374	2,812,329	2023-07-13
Acosta Inc 7.75%	0.00	21,370	29,997,450	2022-10-01
Argentina (Republic of) 6.88%	0.00	21,362	4,074,980	2021-04-22
CROWN AMERS LLC / CROWN AMERS CAP CORP VI 4.75%	0.00	21,316	10,651,837	2026-02-01
Mmg Fiduciary 6.75%	0.00	21,280	2,282	2020-02-02
NOVA Chemicals Corporation 5.25%	0.00	21,270	10,952,089	2027-06-01
Federal National Mortgage Association 5.5%	0.00	21,254	53,802,325	2037-08-01
Financial & Risk Us Hold	0.00	21,235	2,827,527	2025-10-01
AMERICREDIT AUTOMOBILE RECEIVABLES TRUST 2.6%	0.00	21,205	72,674,697	2023-09-18
United States Treasury Notes 2.75%	0.00	21,202	12,969,728	2021-08-15
United States Treasury Notes 1.12%	0.00	21,197	13,544,879	2021-06-30
VERIZON OWNER TRUST 2.53%	0.00	21,179	59,317,907	2022-04-20
United States Treasury Notes 2.88%	0.00	21,100	13,032,583	2025-07-31
Republic of Azerbaijan 3.5%	0.00	21,077	4,564,934	2032-09-01
United States Treasury Notes 1.38%	0.00	21,065	13,207,946	2020-04-30
United States Treasury Notes 1.25%	0.00	21,062	13,439,768	2021-03-31
Owens Brockway Glass Container Inc.	0.00	21,039	10,584,755	—
Informatica Corporation	0.00	21,031	10,538,797	—
Pt Saka Energi Indonesia 4.45%	0.00	21,026	4,194,580	2024-05-05
Hungary(Rep Of) 6.75%	0.00	20,968	2,388	2014-04-13
Dominican Republic 6%	0.00	20,952	3,826,743	2028-07-19
PQ Corporation	0.00	20,950	10,962,772	—
United States Treasury Bonds 2.25%	0.00	20,943	15,647,730	2046-08-15
Koppers Incorporated	0.00	20,917	10,863,506	—
Axtel S.A.B. de C.V. 6.38%	0.00	20,905	3,945,023	2024-11-14
Kazkommerts Intl 8.5%	0.00	20,847	2,475	2017-04-17
Rose Rock Midstream, L.P. and Rose Rock Finance Corp. 5.62%	0.00	20,823	10,514,570	2023-11-15
Cd 2016-Cd2 Mortga 2.91%	0.00	20,807	70,869,688	2049-11-10
Frontier Communications Corporation	0.00	20,775	29,523,898	—
Ball Corporation 5%	0.00	20,758	9,906,880	2022-03-15
ALLY AUTO RECEIVABLES TRUST 2014-3 1.72%	0.00	20,743	58,125,286	2020-03-16
SEQUOIA MORTGAGE TRUST 3.5%	0.00	20,737	59,870,495	2048-02-25
United States Treasury Notes 1.88%	0.00	20,733	13,380,510	2022-03-31
Federal Home Loan Banks 2.09%	0.00	20,723	71,853,515	2019-01-24
United States Treasury Notes 2%	0.00	20,687	13,291,800	2021-12-31
Marsh & McLennan Companies, Inc. 4.35%	0.00	20,662	60,790,088	2047-01-30
Fdc TI 11 Usd Corp	0.00	20,656	2,815,895	2022-07-08
HudBay Minerals Inc	0.00	20,651	10,496,187	—
Duke Energy Corp 2.65%	0.00	20,635	78,554,942	2026-09-01
CCO Holdings, LLC/ CCO Holdings Capital Corp.	0.00	20,553	11,293,302	—
Federal National Mortgage Association 3%	0.00	20,549	71,474,358	2027-06-01
Apx Group, Inc.	0.00	20,546	10,651,883	—
21st Century Fox America, Inc. 3.7%	0.00	20,474	70,799,559	2024-09-15
Kaisa Group Holdings Ltd. 8.5%	0.00	20,455	4,759,676	2022-06-30
Vedanta Resources plc 6.38%	0.00	20,397	4,043,227	2022-07-30
Federal Home Loan Mortgage Corporation 4%	0.00	20,382	69,721,489	2041-12-01
United States Treasury Notes 2.25%	0.00	20,380	13,492,393	2024-12-31
Republic of South Africa 5.88%	0.00	20,335	2,438	2026-05-31
South Africa Rep 7.38%	0.00	20,183	2,657	2016-04-26
CCO Holdings, LLC/ CCO Holdings Capital Corp.	0.00	20,183	10,463,116	—
United States Treasury Bills 0%	0.00	20,142	16,779,806	2019-01-10
United States Treasury Notes 1.25%	0.00	20,137	13,575,446	2021-10-31

# Target Date Fund 2020

**Total Stocks**  
6752

**Total Bonds**  
10626

**Total Cash**  
415

## Bond Portfolio Analysis as of 09-30-18

Security Name	Net Assets %	Market Value \$	Amount \$	Maturity Date
United Rentals (North America), Inc.	0.00	20,107	10,988,443	—
Change Healthcare Holdings	0.00	20,070	2,811,712	2024-03-01
NOVA Chemicals Corporation 5.25%	0.00	20,064	10,237,523	2023-08-01
GRUPO TELEVISIA S A B 6.12%	0.00	20,025	3,574,846	2046-01-31
Uruguay (Republic of) 3.7%	0.00	20,010	2,427	2041-06-27
QVC, Inc. 5.12%	0.00	19,999	57,354,805	2022-07-02
DCP Midstream Operating, LP	0.00	19,917	10,637,857	—
United States Treasury Notes 1.12%	0.00	19,911	13,566,538	2021-07-31
The Republic of Paraguay 4.7%	0.00	19,768	3,911,162	2027-03-27
Senegal (Republic of) 6.25%	0.00	19,738	4,178,189	2033-05-23
Level 3 Parent Llc	0.00	19,710	2,812,638	2024-02-22
Indonesia - Recap Linked Note	0.00	19,704	2,593	2018-10-16
Gallery Cap Sa 10.12%	0.00	19,639	2,576	2017-05-16
Six Flags Entertainment Corp. 4.88%	0.00	19,632	10,412,592	2024-07-31
United States Treasury Notes 1.88%	0.00	19,539	13,328,216	2021-11-30
HCA Healthcare Inc	0.00	19,499	10,418,445	—
Peru Rep 9.88%	0.00	19,448	3,225	2019-02-07
United States Treasury Notes 1.38%	0.00	19,439	13,313,193	2020-10-31
Standardaero Aviation Holdings Inc TI 11 Usd	0.00	19,398	2,807,346	2022-07-07
United States Treasury Notes 2%	0.00	19,384	13,268,340	2021-10-31
Jpmbb Commercial Mortgage Securities Trust 2014-C24 3.64%	0.00	19,333	70,995,453	2047-11-15
Virgin Media Finance PLC	0.00	19,325	20,853,130	—
Bway Corp	0.00	19,323	2,823,592	2024-04-03
Indonesia - Recap Linked Note	0.00	19,315	2,881	2018-10-16
Sempra Energy 4%	0.00	19,302	65,070,163	2048-02-01
Transcontinental Gas Pipe Line Company, LLC 4%	0.00	19,290	59,462,846	2028-03-15
Hub International Ltd	0.00	19,284	2,815,136	2025-04-25
Intelsat Jackson Hldg	0.00	19,211	2,709,645	2024-01-02
United States Treasury Notes 2.25%	0.00	19,205	13,475,354	2024-10-31
United States Treasury Notes 1.75%	0.00	19,203	13,476,999	2022-06-30
United States Treasury Notes 1.62%	0.00	19,187	13,572,666	2022-08-31
United States Treasury Notes 1.62%	0.00	19,136	13,186,354	2020-06-30
Tallgrass Energy Partners, LP and Tallgrass Energy Finance Corp.	0.00	19,107	10,723,522	—
Acrisure Llc	0.00	19,105	2,811,852	2023-11-22
Santander Drive Auto Receivables Trust 2015-5 3.65%	0.00	19,035	70,751,596	2021-12-15
Wesco Distribution, Inc.	0.00	18,961	10,842,719	—
United States Treasury Notes 1.88%	0.00	18,946	13,404,370	2022-05-31
Energy Transfer LP	0.00	18,906	10,984,726	—
United States Treasury Notes 2%	0.00	18,894	13,612,314	2024-05-31
SM ENERGY COMPANY 6.12%	0.00	18,886	9,902,071	2022-11-15
United States Treasury Notes 3.5%	0.00	18,858	12,780,312	2020-05-15
Philippines Rep 9%	0.00	18,858	3,004	2017-02-16
Valeant Pharmaceuticals International	0.00	18,841	9,726,588	—
Federal Farm Credit Banks 2.02%	0.00	18,840	71,860,917	2019-07-18
United States Treasury Notes 2.25%	0.00	18,823	13,147,566	2021-07-31
Hospitality 2017-Hit Mortgage 2.98%	0.00	18,814	58,067,693	2030-05-08
Perusahaan Listrik Negara PT 6.15%	0.00	18,807	3,745,460	2048-05-21
INTOWN HOTEL PORTFOLIO TRUST 3.21%	0.00	18,797	58,121,713	2033-01-15
First Data Corporation	0.00	18,779	10,706,282	—
Extraction Oil & Gas Inc	0.00	18,762	10,865,116	—
GMF FLOORPLAN OWNER REVOLVING TRUST 2.41%	0.00	18,727	58,332,943	2021-05-17
GreatAmerica Leasing Receivables Funding LLC 2.06%	0.00	18,709	58,389,218	2020-06-22
Reynolds Group Hldgs Inc Incremental Us Term Loans	0.00	18,663	10,156,475	2023-02-05
Toll Brothers Finance Corp. 4.35%	0.00	18,661	11,112,588	2028-02-15
United States Treasury Notes 2.62%	0.00	18,652	13,007,984	2021-06-15

# Target Date Fund 2020

**Total Stocks**  
6752  
**Total Bonds**  
10626  
**Total Cash**  
415

## Bond Portfolio Analysis as of 09-30-18

Security Name	Net Assets %	Market Value \$	Amount \$	Maturity Date
Alfa Bond Issuance FRN 8.62%	0.00	18,648	2,712	2019-12-10
Trinity Acquisition plc 3.5%	0.00	18,640	58,593,537	2021-09-15
United States Treasury Notes 2.25%	0.00	18,636	13,019,754	2020-03-31
United States Treasury Notes 2.12%	0.00	18,634	13,498,440	2024-03-31
Cigna Corporation 3.05%	0.00	18,634	64,481,502	2027-10-15
United States Treasury Notes 2.88%	0.00	18,629	13,024,373	2025-04-30
United States Treasury Notes 2.88%	0.00	18,621	13,029,495	2025-05-31
United States Treasury Notes 2%	0.00	18,598	13,045,938	2020-01-31
Chrysler Capital Auto Receivables Trust 1.64%	0.00	18,587	58,412,810	2021-07-15
United States Treasury Notes 2.38%	0.00	18,563	13,070,166	2021-03-15
United States Treasury Notes 2.38%	0.00	18,552	13,078,950	2021-04-15
United States Treasury Notes 2%	0.00	18,519	13,625,217	2024-06-30
MDC Partners Inc. 6.5%	0.00	18,485	11,524,444	2024-05-01
First Quantum Minerals Ltd. 7.25%	0.00	18,484	10,420,571	2022-05-15
Regency Centers, L.P. 4.12%	0.00	18,477	59,124,780	2028-03-15
United States Treasury Notes 2.75%	0.00	18,475	13,132,439	2025-06-30
United States Treasury Notes 2.25%	0.00	18,474	13,396,227	2024-01-31
NCR Corporation	0.00	18,469	10,564,674	—
United States Treasury Notes 1.75%	0.00	18,465	13,577,671	2023-01-31
United States Treasury Notes 2.12%	0.00	18,451	13,237,539	2021-12-31
Zayo Group LLC/Zayo Capital Inc 6%	0.00	18,433	9,902,071	2023-04-01
Chobani LLC / Chobani Finance Corporation Inc	0.00	18,411	11,621,792	—
The AES Corporation	0.00	18,353	10,821,526	—
ASCENT RES - UTICA LLC / ARU FIN CORP 7%	0.00	18,350	10,268,444	2026-11-01
United States Treasury Notes 1.62%	0.00	18,329	13,237,538	2020-10-15
Sinclair Television Group, Inc. 5.12%	0.00	18,329	11,086,014	2027-02-15
GLP Capital L.P. and GLP Financing II, Inc. 5.38%	0.00	18,291	9,844,723	2023-11-01
Hill-Rom Holdings Inc	0.00	18,282	11,131,019	—
Enterprise Fleet Fnc 2017-2 1.97%	0.00	18,256	58,508,132	2023-01-20
American Airlines, Inc. 3.75%	0.00	18,216	60,187,716	2027-04-15
Gaz Cap Sa 6.21%	0.00	18,167	2,701	2020-11-23
SPX Flow Incorporation	0.00	18,154	10,805,852	—
GLP Capital L.P. and GLP Financing II, Inc. 5.25%	0.00	18,152	57,177,421	2025-06-01
United States Treasury Notes 1.75%	0.00	18,139	13,465,483	2022-05-31
Orazul Energy Egenor S en C por A 5.62%	0.00	18,129	4,264,729	2027-04-28
Navient Corporation 5.88%	0.00	18,115	9,967,390	2021-03-25
RSHB Capital S.A. 6.3%	0.00	18,102	2,738	2021-05-16
Indonesia - Recap Linked Note	0.00	18,063	3,556	2026-06-16
Energy Transfer LP 5.88%	0.00	18,049	9,690,386	2024-01-15
Grinding Media Inc. and MC Grinding Media (Canada) Inc. 7.38%	0.00	18,016	13,041,581	2023-12-15
Worldwide Plaza Tst 3.72%	0.00	18,006	60,669,404	2036-11-10
Welbilt Inc	0.00	17,999	19,266,610	—
Navient Private Education Loan Trust 3.91%	0.00	17,989	60,725,837	2058-12-16
Asurion Llc	0.00	17,967	2,799,931	2023-11-03
United States Treasury Notes 1.75%	0.00	17,900	13,211,106	2020-10-31
United States Treasury Notes 1.62%	0.00	17,890	13,201,092	2020-07-31
United States Treasury Notes 1.75%	0.00	17,877	13,522,172	2022-09-30
The Interpublic Group of Companies, Inc. 4%	0.00	17,867	58,075,574	2022-03-15
Banco do Brasil S.A. (Grand Cayman Branch) 6.25%	0.00	17,842	5,103,741	2049-12-12
Toll Brothers Finance Corp. 4.38%	0.00	17,835	10,289,165	2023-04-15
United States Treasury Bonds 4.62%	0.00	17,823	10,539,167	2040-02-15
Southern Company 3.25%	0.00	17,783	76,154,082	2026-07-01
United States Treasury Notes 1.88%	0.00	17,776	13,467,124	2022-10-31
United States Treasury Notes 2.12%	0.00	17,767	13,091,898	2020-08-31
United States Treasury Notes 1.62%	0.00	17,718	13,784,758	2023-10-31



# Target Date Fund 2020

**Total Stocks**  
6752

**Total Bonds**  
10626

**Total Cash**  
415

## Bond Portfolio Analysis as of 09-30-18

Security Name	Net Assets %	Market Value \$	Amount \$	Maturity Date
Federal Home Loan Mortgage Corporation 3.5%	0.00	17,716	58,703,713	2044-03-01
Turkey(Rep Of) 0%	0.00	17,684	2,374	2012-07-17
United States Treasury Notes 1.5%	0.00	17,661	13,738,386	2023-02-28
Lennar Corporation 5.38%	0.00	17,649	9,938,255	2022-10-01
Indonesia Republic 6.88%	0.00	17,602	2,989	2021-03-10
United States Treasury Notes 2.12%	0.00	17,581	13,543,203	2024-07-31
Chesapeake Energy Corporation 6.12%	0.00	17,572	9,967,391	2021-02-15
Philippines (Republic Of) 9.5%	0.00	17,557	3,687	2028-10-22
United States Treasury Notes 1.38%	0.00	17,546	13,920,506	2023-08-31
Indigo Natural Resources LLC	0.00	17,533	11,207,948	—
Boyer USA Inc	0.00	17,522	10,039,695	—
Citigroup Commercial Mortgage Trust 3.57%	0.00	17,507	59,265,295	2048-02-10
United States Treasury Notes 1%	0.00	17,506	13,166,937	2019-11-15
United States Treasury Notes 2%	0.00	17,483	13,600,566	2024-04-30
Flex Acquisition Company, Inc.	0.00	17,476	10,884,889	—
Steel Dynamics, Inc. 5.5%	0.00	17,473	9,967,391	2024-10-01
Teleflex Incorporated	0.00	17,448	11,322,859	—
Star Energy Geothermal (Wayang Windu) Limited 6.75%	0.00	17,407	4,112,552	2033-04-24
United States Treasury Notes 2.25%	0.00	17,403	13,012,072	2020-02-29
United States Treasury Notes 1.75%	0.00	17,368	13,038,738	2019-09-30
United States Treasury Notes 1.88%	0.00	17,345	13,056,234	2019-12-31
United States Treasury Notes 1.38%	0.00	17,305	13,086,713	2019-09-30
Comcast Corporation 3.9%	0.00	17,234	63,393,917	2038-03-01
Precision Drilling Corporation 7.75%	0.00	17,216	9,644,572	2023-12-15
The AES Corporation	0.00	17,156	10,905,367	—
United States Treasury Bonds 2.75%	0.00	17,116	13,962,216	2042-11-15
The AES Corporation	0.00	17,091	10,211,480	—
Parsley Energy LLC	0.00	17,087	10,295,686	—
The Republic of Peru 8.6%	0.00	17,056	3,559	2021-08-13
United States Treasury Notes 1.62%	0.00	17,050	13,566,537	2022-08-15
United States Treasury Notes 1.5%	0.00	17,047	13,188,978	2020-05-15
United States Treasury Notes 2.25%	0.00	17,040	13,384,834	2023-12-31
Foodcorp 8.88%	0.00	16,997	3,125	2016-06-16
CNH Industrial Capital LLC 4.38%	0.00	16,961	10,080,187	2022-04-05
United States Treasury Notes 1.5%	0.00	16,938	13,752,101	2023-03-31
Russian Federation 4.38%	0.00	16,930	4,059,253	2029-03-21
Uruguay (Republic of) 4.97%	0.00	16,924	3,891,606	2055-04-20
Platform Specialty Products Corporation	0.00	16,879	10,608,495	—
Federal National Mortgage Association 5.07%	0.00	16,833	55,156,397	2029-11-25
UPCB Finance IV Ltd 5.38%	0.00	16,694	10,211,797	2025-01-15
Calpine Corporation	0.00	16,654	11,610,818	—
Republic of Venezuela 9.25%	0.00	16,633	3,163	2031-09-16
SPCM, SA	0.00	16,628	11,482,008	—
United States Treasury Notes 1.88%	0.00	16,595	13,743,530	2024-08-31
Ford Credit Auto Trust 1.93%	0.00	16,579	72,619,631	2023-04-15
The Goodyear Tire & Rubber Company 5.12%	0.00	16,546	10,199,133	2023-11-15
Federal National Mortgage Association 4%	0.00	16,519	57,109,170	2041-02-01
United States Treasury Notes 2%	0.00	16,487	13,245,490	2021-08-31
Uruguay (Republic of) 7.62%	0.00	16,417	9,581,728	2036-03-21
Mvw Owner Trust 2014-1 2.25%	0.00	16,414	59,458,163	2031-09-22
United States Treasury Notes 2%	0.00	16,410	13,306,761	2022-02-15
Valeant Pharmaceuticals	0.00	16,383	2,806,787	2025-06-02
L Brands Inc	0.00	16,363	12,500,084	—
Listrindo Capital B.V. 4.95%	0.00	16,353	4,202,598	2026-09-14
Toll Brothers Finance Corp. 4.88%	0.00	16,328	10,651,838	2027-03-15
Csc Holdings Llc TI B 1I Usd	0.00	16,323	2,821,248	2025-07-17
United States Treasury Notes 1.38%	0.00	16,312	13,881,951	2023-06-30
Cologix Inc TI 1I Usd	0.00	16,286	2,828,889	2024-03-20
Banco GNB Sudameris S.A. 6.5%	0.00	16,269	3,872,203	2027-04-03
United States Treasury Notes 1.75%	0.00	16,267	13,423,948	2022-02-28

# Target Date Fund 2020

**Total Stocks**  
6752

**Total Bonds**  
10626

**Total Cash**  
415

## Bond Portfolio Analysis as of 09-30-18

Security Name	Net Assets %	Market Value \$	Amount \$	Maturity Date
Federal National Mortgage Association 6%	0.00	16,223	52,755,238	2037-03-01
HCA Inc. 6.5%	0.00	16,202	9,823,388	2020-02-15
HILTON GRAND VACA TR 2014-A 1.77%	0.00	16,176	59,123,887	2026-11-25
Mead Johnson Nutrition Company 4.12%	0.00	16,176	57,398,704	2025-11-15
Eagleclaw Midstream Ventures Llc Tl 11 Usd	0.00	16,169	2,866,646	2024-06-24
FREEPORT-MCMORAN INC 3.1%	0.00	16,145	10,315,178	2020-03-15
Chaparral Energy, Inc.	0.00	16,139	10,748,591	—
Catalent Pharma Solutions, Inc.	0.00	16,132	11,273,244	—
Mill City Mortgage Loan Trust 2.5%	0.00	16,130	59,504,951	2057-04-25
Federal National Mortgage Association 3.5%	0.00	16,060	58,788,732	2045-10-01
Federal National Mortgage Association 4%	0.00	16,037	57,431,405	2045-12-01
United States Treasury Notes 2%	0.00	15,985	13,154,364	2020-11-30
Asurion Llc	0.00	15,960	2,798,070	2022-08-04
United States Treasury Notes 2.12%	0.00	15,952	13,182,681	2021-06-30
United States Treasury Notes 1.88%	0.00	15,937	13,193,719	2020-12-15
Frontier Communications Corporation	0.00	15,937	11,060,922	—
Government National Mortgage Association 4.5%	0.00	15,932	55,431,268	2040-09-20
United States Treasury Notes 2.62%	0.00	15,906	13,219,553	2025-03-31
Oasis Petroleum Inc. 6.88%	0.00	15,873	10,023,916	2022-03-15
Intelsat Jackson Holdings, Ltd.	0.00	15,871	10,820,500	—
United States Treasury Notes 2.12%	0.00	15,865	13,457,811	2023-11-30
Springleaf Finance Corporation	0.00	15,848	10,968,461	—
Weatherford International Ltd Bermuda	0.00	15,841	10,907,186	—
CCO Holdings, LLC/ CCO Holdings Capital Corp.	0.00	15,826	10,829,304	—
GS Mortgage Securities Trust 2015-GC34 3.91%	0.00	15,804	58,745,752	2048-10-10
Government National Mortgage Association 3%	0.00	15,801	13,315,264	2046-07-20
Nielsen Company (Luxembourg) 5%	0.00	15,789	10,407,279	2025-02-01
Steel Cap S.A. 9.25%	0.00	15,787	3,492	2018-04-20
Turkey (Republic of) 6.12%	0.00	15,774	4,320,553	2028-10-24
Teck Resources Limited 4.75%	0.00	15,714	10,003,564	2022-01-15
Government National Mortgage Association 3%	0.00	15,700	59,818,520	2046-07-20
Level 3 Financing, Inc. 5.38%	0.00	15,688	10,098,151	2022-08-15
United States Treasury Notes 1.88%	0.00	15,640	13,444,131	2022-08-31
United States Treasury Notes 1.75%	0.00	15,624	13,458,904	2022-05-15
MERITAGE HOMES CORP	0.00	15,613	11,625,285	—
United States Treasury Notes 2.12%	0.00	15,589	13,489,083	2024-02-29
FREEPORT-MCMORAN INC	0.00	15,537	21,733,721	—
Intelsat Luxembourg S.A. 8.12%	0.00	15,528	11,491,983	2023-06-01
United States Treasury Notes 1.75%	0.00	15,528	13,438,119	2022-03-31
Hertz Corporation 5.88%	0.00	15,527	10,250,385	2020-10-15
United States Treasury Notes 1.75%	0.00	15,512	13,451,786	2022-04-30
United States Treasury Notes 2.12%	0.00	15,512	13,138,168	2021-01-31
Verscend Escrow Corp	0.00	15,484	10,527,491	—
United States Treasury Notes 2.12%	0.00	15,479	13,584,923	2024-11-30
United States Treasury Notes 2.12%	0.00	15,450	13,295,535	2022-06-30
Nuance Communications, Inc. 5.38%	0.00	15,434	10,168,627	2020-08-15
Constellium N.V.	0.00	15,413	10,711,600	—
First Quantum Minerals Ltd. 7.5%	0.00	15,358	4,101,828	2025-04-01
First Data Corporation	0.00	15,353	2,818,062	2024-04-26
Avis Budget Car Rental LLC/Avis Budget Finance Inc. 5.12%	0.00	15,349	9,937,045	2022-06-01
Centurylink Inc	0.00	15,308	2,840,658	2025-01-31
United States Treasury Notes 2%	0.00	15,299	13,109,536	2020-07-31
United States Treasury Notes 2.25%	0.00	15,294	13,114,739	2021-03-31
Government of Jamaica 10.62%	0.00	15,272	3,941	2021-06-21
Intelsat Jackson Hldg	0.00	15,252	2,810,311	2023-11-27

# Target Date Fund 2020

		Total Stocks 6752	Total Bonds 10626	Total Cash 415
<b>Bond Portfolio Analysis</b> as of 09-30-18				
Security Name	Net Assets %	Market Value \$	Amount \$	Maturity Date
Costa Rica Rep 8.05%	0.00	15,251	3,615	2017-02-01
CyrusOne LP / CyrusOne Finance Corp.	0.00	15,248	10,736,122	—
Turkey (Republic of) 5.75%	0.00	15,226	4,137,390	2024-03-22
United States Treasury Bonds 4.75%	0.00	15,213	10,327,273	2041-02-15
Filtration Group Corp	0.00	15,191	2,802,046	2025-03-29
AMC Networks Inc 4.75%	0.00	15,182	10,628,856	2025-08-01
Jaguar Holding Co li	0.00	15,182	2,818,456	2022-08-18
Micron Technology Inc. 5.5%	0.00	15,165	9,862,620	2025-02-01
United States Treasury Notes 2.25%	0.00	15,161	13,123,063	2021-04-30
Cernig Geracao e Transmissao S.A. 9.25%	0.00	15,158	3,778,258	2024-12-05
Univision Communications Inc. 5.12%	0.00	15,126	10,651,838	2023-05-15
Delta Air Lines Inc 4.95%	0.00	15,119	57,742,417	2020-11-23
Caesars Resort Collection Llc TI 11 Usd	0.00	15,101	2,805,251	2024-12-23
Qurate Retail Inc 8.5%	0.00	15,081	9,509,680	2029-07-15
AmeriCredit Automobile Receivables Trust 2.87%	0.00	15,073	71,182,864	2021-11-08
Federal National Mortgage Association 5.5%	0.00	15,066	53,974,557	2039-12-01
United States Treasury Notes 2%	0.00	15,064	13,185,829	2021-02-28
Federal National Mortgage Association 5.5%	0.00	15,008	53,942,463	2039-06-01
USG Corporation 5.5%	0.00	15,007	9,999,150	2025-03-01
Videotron Ltee	0.00	15,000	10,541,689	—
DAVITA INC	0.00	14,984	21,819,218	—
CNH Industrial Capital LLC 3.38%	0.00	14,949	10,185,890	2019-07-15
United States Treasury Notes 1.5%	0.00	14,945	13,204,248	2020-06-15
James Hardie International Finance Designated Activity Company	0.00	14,920	11,487,136	—
United States Treasury Notes 1.38%	0.00	14,853	13,938,690	2023-09-30
FMG Resources (August 2006) Pty Ltd. 4.75%	0.00	14,852	10,302,155	2022-05-15
Solera Llc TI B 11 Usd	0.00	14,815	2,814,771	2023-03-03
United States Treasury Notes 1%	0.00	14,766	13,146,000	2019-10-15
Government National Mortgage Association 5%	0.00	14,741	55,577,963	2047-07-20
United States Treasury Notes 2%	0.00	14,737	13,170,602	2021-01-15
Loans And Receivables	0.00	14,706	0	—
LifePoint Health, Inc 5.88%	0.00	14,677	9,771,625	2023-12-01
PERU LNG S.R.L. 5.38%	0.00	14,665	3,905,274	2030-03-22
Federal National Mortgage Association 4%	0.00	14,636	57,491,739	2046-10-01
Lebanese Republic 5.8%	0.00	14,635	4,187,131	2020-04-14
Lennar Corporation	0.00	14,629	10,259,716	—
United States Treasury Notes 2.38%	0.00	14,619	13,055,720	2020-12-31
Pq Corp	0.00	14,619	2,818,287	2025-02-08
Transocean Guardian Ltd	0.00	14,604	10,707,330	—
CAPITAL AUTO RECV ABN 2016-3 1.54%	0.00	14,561	58,272,455	2020-08-20
Zekelman Industries Inc.	0.00	14,558	9,830,142	—
Olin Corporation	0.00	14,544	11,327,482	—
Apx Group, Inc.	0.00	14,526	11,774,341	—
Federal National Mortgage Association 4%	0.00	14,476	69,768,084	2041-02-01
Samarco Mineracao S.A. 4.12%	0.00	14,457	5,664,638	2022-11-01
United States Treasury Notes 2.12%	0.00	14,431	13,562,094	2024-09-30
United States Treasury Notes 1.38%	0.00	14,417	13,127,742	2019-12-15
Altice Us Finance I Corp TI B 11 Usd	0.00	14,414	2,823,592	2025-07-28
United States Treasury Notes 0.88%	0.00	14,402	13,140,266	2019-09-15
Government National Mortgage Association 3.5%	0.00	14,400	12,985,265	2047-11-20
United States Treasury Notes 1.62%	0.00	14,400	13,704,799	2023-05-31
Albertson's Llc TI B5 11 Usd	0.00	14,384	2,819,527	2022-12-21
United States Treasury Bonds 2.75%	0.00	14,360	13,953,381	2042-08-15
Talen Energy Supply LLC 6.5%	0.00	14,338	13,245,627	2025-06-01
MVV Owner Trust 2.42%	0.00	14,323	60,067,250	2034-12-20

# Target Date Fund 2020

**Total Stocks**  
6752

**Total Bonds**  
10626

**Total Cash**  
415

## Bond Portfolio Analysis as of 09-30-18

Security Name	Net Assets %	Market Value \$	Amount \$	Maturity Date
United States Treasury Notes 2%	0.00	14,318	13,216,917	2021-05-31
MVW Owner Trust 2.75%	0.00	14,305	60,156,462	2034-12-20
Federal National Mortgage Association 4%	0.00	14,296	12,680,952	2043-09-01
Tengizchevroil Fin Co S Ar 144A 6.12%	0.00	14,281	3,471	2018-11-16
United States Treasury Bonds 4.38%	0.00	14,243	10,874,551	2040-05-15
United States Treasury Notes 1.12%	0.00	14,240	13,177,424	2019-12-31
Calfrac Holdings LP	0.00	14,205	11,401,414	—
Targa Resources Partners LP/Targa Resources Finance Corporation 4.12%	0.00	14,177	10,237,522	2019-11-15
Ari Fleet Lease Trust (A3) 1.91%	0.00	14,137	58,473,802	2026-04-15
Government National Mortgage Association 3.5%	0.00	14,116	12,985,330	2048-01-20
United States Treasury Notes 1.5%	0.00	14,116	13,522,172	2022-01-31
Aircastle Limited 6.25%	0.00	14,104	9,888,850	2019-12-01
Univision Communications	0.00	14,088	2,902,046	2024-03-15
SIERRA TIMESHARE RECEIVABLES FUNDING LLC 2.3%	0.00	14,073	58,621,397	2031-10-20
Federal National Mortgage Association 6%	0.00	14,061	52,790,958	2037-08-01
United States Treasury Notes 1.5%	0.00	14,054	13,235,951	2020-08-15
CBB International Sukuk Company 7 S.P.C. 6.88%	0.00	14,047	3,750,946	2025-10-05
Costa Rica Rep 8.11%	0.00	14,006	3,936	2016-02-02
Axalta Coating Systems, LLC	0.00	13,989	11,103,122	—
Azure Power Energy Limited 5.5%	0.00	13,958	4,103,165	2022-11-03
Federal National Mortgage Association 3%	0.00	13,957	60,129,321	2042-10-01
Federal National Mortgage Association 3%	0.00	13,951	58,769,294	2032-10-01
Diamond Offshore Drilling, Inc.	0.00	13,872	10,441,803	—
Transurban Finance Company Proprietary Limited 4.12%	0.00	13,852	59,151,866	2026-02-02
United States Treasury Notes 1.62%	0.00	13,822	13,691,760	2023-04-30
SM ENERGY COMPANY 5%	0.00	13,816	10,433,896	2024-01-15
T-Mobile USA, Inc. 6%	0.00	13,807	9,835,230	2024-04-15
Vistra Operations Co Llc	0.00	13,788	2,817,499	2023-08-04
Federal Home Loan Mortgage Corporation 3.5%	0.00	13,776	58,576,212	2042-09-01
Rowan Companies, Inc.	0.00	13,761	12,149,152	—
Brazil (Federative Republic) 10.25%	0.00	13,710	4,317	2032-01-11
United States Treasury Notes 1.5%	0.00	13,702	13,222,192	2020-07-15
United States Treasury Notes 2%	0.00	13,672	13,132,440	2020-09-30
Navient Corporation 5.5%	0.00	13,647	10,148,391	2019-01-15
Cenovus Energy Inc 4.25%	0.00	13,631	60,108,100	2027-04-15
Oman (Sultanate Of) 4.12%	0.00	13,623	3,993,762	2023-01-17
United States Treasury Notes 1%	0.00	13,546	13,135,042	2019-09-30
United States Treasury Notes 1.38%	0.00	13,535	13,144,957	2020-01-15
United Rentals (North America), Inc.	0.00	13,462	11,537,707	—
United States Treasury Notes 1.38%	0.00	13,453	13,225,899	2020-05-31
Zekelman Industries Inc	0.00	13,427	2,820,063	2021-06-14
Capital Automotive Lp	0.00	13,412	2,764,768	2025-03-24
Federal National Mortgage Association 4%	0.00	13,405	57,504,024	2047-06-01
Ufc Holdings Llc	0.00	13,396	2,793,856	2024-08-18
United States Treasury Notes 2.5%	0.00	13,374	13,304,624	2025-01-31
Dominican Republic 5.5%	0.00	13,295	3,877,063	2025-01-27
General Nutrition Centers Inc Filo Term Loan	0.00	13,286	9,966,611	2022-12-31
SLM Student Loan Trust 3.99%	0.00	13,271	56,934,098	2022-07-25
Life Time Fitness Inc	0.00	13,269	2,810,115	2022-06-10
Banco Mercantile del Norte SA Grand Cayman Branch 6.88%	0.00	13,265	3,885,734	2049-12-31
Nigeria (Federal Republic of) 5.62%	0.00	13,265	3,885,777	2022-06-27
United States Treasury Notes 1.5%	0.00	13,261	13,172,696	2020-04-15
Ccc Information Services Inc	0.00	13,231	2,809,527	2024-04-29
Crestwood Midstream Partners LP / Crestwood Midstream Finance Corp. 6.25%	0.00	13,223	9,878,093	2023-04-01
Nva Holdings	0.00	13,221	2,830,678	2025-02-02

# Target Date Fund 2020

		Total Stocks 6752	Total Bonds 10626	Total Cash 415
<b>Bond Portfolio Analysis</b> as of 09-30-18				
Security Name	Net Assets %	Market Value \$	Amount \$	Maturity Date
CNH Industrial Capital LLC 4.88%	0.00	13,200	9,952,090	2021-04-01
OIL & GAS HLDG CO B S C 7.5%	0.00	13,192	3,950,552	2027-10-25
Federal National Mortgage Association 6%	0.00	13,166	52,737,583	2037-08-01
Clarke Amern Corp Initial 2017 Term Loans	0.00	13,161	10,637,946	2023-11-03
United States Treasury Notes 1.38%	0.00	13,140	13,294,468	2020-09-30
CommScope Inc. 5%	0.00	13,136	10,149,904	2021-06-15
Bombardier Inc.	0.00	13,136	10,761,831	—
Cheniere Corpus Christi Holdings, LLC	0.00	13,126	9,839,168	—
Lucid Energy Group li	0.00	13,121	2,863,008	2025-02-17
Government National Mortgage Association 3.5%	0.00	13,118	71,022,044	2042-12-20
Tegna Inc 5.12%	0.00	13,098	10,123,211	2020-07-15
Federal National Mortgage Association 3.5%	0.00	13,097	58,878,455	2043-10-01
United States Treasury Bonds 4.25%	0.00	13,092	11,041,893	2040-11-15
Boyd Gaming Corporation	0.00	13,079	10,782,399	—
Misys (Finastra)tlb 3.5	0.00	13,052	10,955,018	—
Government National Mortgage Association 3.5%	0.00	13,029	12,974,989	2046-06-20
Government National Mortgage Association 3.5%	0.00	13,009	58,328,721	2045-10-20
Banco do Brasil S.A. (Grand Cayman Branch) 9%	0.00	13,002	3,964,150	2049-06-29
WMG Acquisition Corp. 5%	0.00	12,965	10,211,899	2023-08-01
Weatherford International Ltd Bermuda	0.00	12,955	11,046,653	—
GE Capital International Funding Company Unlimited Company 2.34%	0.00	12,949	13,224,222	2020-11-15
Ascend Learning LLC	0.00	12,930	10,744,682	—
BAYVIEW OPPORTUNITY MASTER FUND IVA TRUST 3%	0.00	12,911	59,500,309	2057-03-28
Government National Mortgage Association 3%	0.00	12,872	13,308,968	2046-09-20
Gazstream S A 5.62%	0.00	12,858	3,895	2017-07-23
Turkey (Republic of) 4.88%	0.00	12,854	4,544,426	2026-10-09
Bahrain (Kingdom of) 6.75%	0.00	12,834	4,016,105	2029-09-20
New Metro Global Limited 6.5%	0.00	12,787	3,986,264	2021-04-23
AES Andres B.V. / Dominican Power Partners 7.95%	0.00	12,764	3,769,075	2026-05-11
Telesat Llc	0.00	12,763	2,817,049	2023-11-17
Everest Acquisition LLC / Everest Acquisition Finance Inc. 7.75%	0.00	12,755	13,245,627	2022-09-01
United States Treasury Notes 1%	0.00	12,754	13,177,426	2019-11-30
Republic of El Salvador 7.62%	0.00	12,750	4,042,602	2041-02-01
Truck Hero Inc	0.00	12,734	2,813,900	2024-04-22
DCP Midstream Operating, LP 2.7%	0.00	12,727	10,224,693	2019-04-01
Boardwalk Pipelines LP 3.38%	0.00	12,725	60,084,776	2023-02-01
Federal National Mortgage Association 3.5%	0.00	12,707	58,880,910	2042-06-01
Government National Mortgage Association 3%	0.00	12,652	13,324,436	2047-01-20
American Airlines, Inc. 3.7%	0.00	12,649	59,258,239	2024-11-01
Federal Home Loan Mortgage Corporation 3.5%	0.00	12,626	58,701,374	2042-09-01
CF Industries, Inc. 5.38%	0.00	12,617	10,996,370	2044-03-15
CDK Global Inc 5.88%	0.00	12,606	9,874,462	2026-06-15
Government National Mortgage Association 3.5%	0.00	12,602	12,921,004	2043-04-20
Federal Home Loan Mortgage Corporation 5%	0.00	12,591	54,709,613	2040-08-01
Federal National Mortgage Association 3.5%	0.00	12,574	58,607,607	2044-03-01
Callon Petroleum Company	0.00	12,547	10,432,482	—
Aleris Intl Inc	0.00	12,541	2,772,405	2023-02-27
DP World Crescent LTD 4.85%	0.00	12,536	3,928,931	2028-09-26
Federal National Mortgage Association 3.5%	0.00	12,507	13,074,041	2045-12-01
GLP Capital L.P. and GLP Financing II, Inc.	0.00	12,492	10,421,821	—
MMAF EQUIPMENT FINANCE LLC 1.93%	0.00	12,452	58,330,892	2021-07-16
Sasol Financing USA LLC 5.88%	0.00	12,446	3,819,342	2024-03-27
Federal National Mortgage Association 5.5%	0.00	12,434	53,804,369	2038-02-01
Ascler TI B 11 Usd Corp	0.00	12,430	2,819,189	2024-07-12
Hunt Oil Co of Peru LLC, Sucursal del Peru 6.38%	0.00	12,415	3,782,665	2028-06-01

# Target Date Fund 2020

		Total Stocks 6752	Total Bonds 10626	Total Cash 415
<b>Bond Portfolio Analysis</b> as of 09-30-18				
Security Name	Net Assets %	Market Value \$	Amount \$	Maturity Date
Radiate Holdco Llc	0.00	12,407	2,825,658	2024-02-01
Government National Mortgage Association 3%	0.00	12,394	59,858,002	2046-06-20
Quintiles Transnational Corp.	0.00	12,383	10,711,877	—
Extraction Oil & Gas Inc	0.00	12,375	12,240,736	—
Dakota Holding Corp	0.00	12,368	2,820,063	2024-12-06
Prime Security Services Borrower Llc TI B 1l Usd	0.00	12,345	2,808,072	2022-05-02
United States Treasury Notes 2.25%	0.00	12,344	13,104,339	2021-02-15
Santander Drive Auto 2017-1 2.58%	0.00	12,298	71,497,287	2022-05-16
Diamond 1 Finance Corporation/Diamond 2 Finance Corporation 6.02%	0.00	12,276	21,666,589	2026-06-15
Federal National Mortgage Association 4%	0.00	12,254	57,109,944	2041-02-01
Jo-Ann Stores Inc	0.00	12,248	2,809,527	2023-10-20
Federal National Mortgage Association 3%	0.00	12,239	71,474,658	2026-11-01
Tnk-Bp Fin 7.5%	0.00	12,221	4,263	2020-07-19
8th Avenue Food & Prov 1ln TI 3.75	0.00	12,186	10,869,941	—
Federal National Mortgage Association 3%	0.00	12,179	60,296,812	2043-08-01
Envision Healthcare Corp Term Loan B	0.00	12,171	10,206,381	2023-12-01
Netflix, Inc.	0.00	12,157	10,336,563	—
Chesapeake Energy Corporation 8%	0.00	12,147	9,882,881	2025-01-15
Russian Federation 4.88%	0.00	12,128	3,777,836	2023-09-16
Assuredpartners Inc	0.00	12,116	2,814,209	2024-10-22
MGM Growth Properties Operating Partnership LP/ MGP Escrow Co Issuer Inc.	0.00	12,114	11,841,772	—
JSC National Company KazMunayGas 5.38%	0.00	12,112	3,829,949	2030-04-24
Federal Home Loan Mortgage Corporation 3%	0.00	12,102	13,458,244	2045-08-01
Univision Communications Inc. 6.75%	0.00	12,084	9,974,702	2022-09-15
AmeriCredit Automobile Receivables Trust 2.69%	0.00	12,077	72,327,107	2023-06-19
Ardagh Packaging Finance plc / Ardagh Holdings USA Inc. 4.25%	0.00	12,070	10,333,468	2022-09-15
Aruba Investments Inc	0.00	12,049	10,429,171	—
NGPL Pipe Co LLC	0.00	12,021	10,946,199	—
Alpine Securitization Llc	0.00	12,007	951,043	2019-04-03
Government National Mortgage Association 3.5%	0.00	11,985	12,960,947	2045-12-20
International Bank for Reconstruction and Development 2.75%	0.00	11,973	13,001,871	2021-07-23
Vantiv LLC and Vantiv Issuer Corp	0.00	11,970	11,314,209	—
Colt Mortgage Loan Trust 2.98%	0.00	11,969	58,371,067	2048-02-25
CARMAX AUTO OWNER TRUST 2.26%	0.00	11,946	59,429,428	2022-07-15
United States Treasury Notes 1.38%	0.00	11,932	13,284,860	2020-09-15
Chesapeake Energy Corporation 8%	0.00	11,926	10,004,052	2027-06-15
Petkim Petrokimya Holding A S. 5.88%	0.00	11,915	4,230,007	2023-01-26
CIFI Holdings Group Co Ltd 7.75%	0.00	11,907	3,847,856	2020-06-05
Post Holdings Inc	0.00	11,900	2,820,571	2024-05-24
Cypress Interm Hlds lii	0.00	11,878	2,804,275	2025-04-28
United States Treasury Bonds 3.12%	0.00	11,865	13,055,206	2042-02-15
Mallinckrodt International Finance S.A. / Mallinckrodt CB LLC 5.5%	0.00	11,854	12,077,126	2025-04-15
Level 3 Financing, Inc. 5.38%	0.00	11,839	10,181,417	2024-01-15
Hilton Grand Vaca Tr 2017-A 2.66%	0.00	11,830	59,236,412	2028-12-26
Government National Mortgage Association 3.5%	0.00	11,764	12,968,975	2046-04-20
Hilton Grand Vaca Tr 2017-A 2.96%	0.00	11,754	59,631,492	2028-12-26
NGPL Pipe Co LLC	0.00	11,729	8,779,192	—
The Republic of Paraguay 5.6%	0.00	11,714	3,911,162	2048-03-13
Cologix Inc TI 2l Usd	0.00	11,690	2,801,684	2025-03-20
United States Treasury Notes 1.38%	0.00	11,682	13,153,319	2020-01-31
Credito Real, S.A.B. De C.V. Sofom E.N.R. 9.12%	0.00	11,670	3,925,919	—
Government National Mortgage Association 3%	0.00	11,659	13,302,528	2046-03-20
Sigma Us Corp	0.00	11,654	2,821,078	2025-07-02
Endo Ltd. Endo Finance LLC and Endo Finco inc. 6%	0.00	11,643	11,831,941	2025-02-01
United States Treasury Bonds 3.88%	0.00	11,640	11,638,216	2040-08-15

# Target Date Fund 2020

		<b>Total Stocks</b> 6752	<b>Total Bonds</b> 10626	<b>Total Cash</b> 415
<b>Bond Portfolio Analysis</b> as of 09-30-18				
Security Name	Net Assets %	Market Value \$	Amount \$	Maturity Date
Government National Mortgage Association 3.5%	0.00	11,632	12,975,270	2045-04-20
Lamar Media Corp. 5%	0.00	11,628	10,048,407	2023-05-01
Nemak Sab De CV 4.75%	0.00	11,622	3,991,391	2025-01-23
Sedgwick Claims Management Services Inc Sedgew Tl 2l Usd Corp	0.00	11,588	2,814,771	2022-02-28
Advantage Sales + Marketing I Term Loan B	0.00	11,586	12,178,070	2022-07-25
Verizon Communications Inc. 2.62%	0.00	11,574	14,250,956	2026-08-15
MERITAGE HOMES CORP	0.00	11,564	10,624,598	—
Targa Resources Partners LP/Targa Resources Finance Corporation	0.00	11,564	10,352,633	—
Cometa Energia SA DE CV 6.38%	0.00	11,564	3,961,930	2035-04-24
Federal Home Loan Mortgage Corporation 4.5%	0.00	11,557	56,310,960	2025-02-01
Videotron LTD/ Videotron LTEE	0.00	11,550	10,909,170	—
Majapahit Holding BV 7.88%	0.00	11,534	4,341	2041-06-30
United States Treasury Bonds 4.38%	0.00	11,505	10,840,340	2041-05-15
Government National Mortgage Association 5%	0.00	11,464	54,409,444	2040-05-20
Lamar Media Corp. 5.75%	0.00	11,428	9,836,749	2026-02-01
Brand Energy & Infrastructure Services Inc Tl 1l Usd	0.00	11,399	2,803,355	2024-06-21
Altice Financing Sa	0.00	11,385	2,878,349	2025-07-15
United States Treasury Bonds 3%	0.00	11,353	13,426,669	2048-08-15
Federal National Mortgage Association 3.5%	0.00	11,348	58,877,538	2042-07-01
United States Treasury Bonds 3.75%	0.00	11,337	11,839,828	2041-08-15
Iheartcommunications Inc Tl D-Ext 1l Usd	0.00	11,332	3,765,556	2019-01-30
Nigeria (Federal Republic of) 6.5%	0.00	11,327	4,044,908	2027-11-28
Federal Farm Credit Banks 2.05%	0.00	11,303	71,853,515	2019-01-15
Federal National Mortgage Association 3%	0.00	11,272	59,586,352	2036-12-01
Bass Pro Group Llc Term Loan B	0.00	11,270	10,102,352	2024-09-25
Lennar Corporation	0.00	11,257	11,224,025	—
Ss C Technologies Inc Term Loan B 4	0.00	11,249	10,192,712	2025-04-16
Nigeria (Federal Republic of) 7.7%	0.00	11,236	3,975,728	2038-02-23
BANISTMO S.A. 3.65%	0.00	11,228	4,080,321	2022-09-19
United States Treasury Notes 1.12%	0.00	11,224	13,259,299	2020-04-30
United States Treasury Bonds 4.5%	0.00	11,197	10,890,664	2036-02-15
Inkia Energy Limited 5.88%	0.00	11,184	4,096,384	2027-11-09
Light Servicos de Eletricidade SA 7.25%	0.00	11,184	4,096,384	2023-05-03
Federal National Mortgage Association 3%	0.00	11,179	60,569,873	2046-09-01
Government National Mortgage Association 3%	0.00	11,179	59,822,283	2046-07-20
AmeriCredit Automobile Receivables Trust 2.24%	0.00	11,153	72,324,846	2023-06-19
Owens Brockway Glass Container Inc. 5%	0.00	11,144	10,110,662	2022-01-15
Federal National Mortgage Association 5.22%	0.00	11,133	53,957,776	2029-10-25
Ufc Holdings Llc Tl B 1l Usd	0.00	11,125	2,805,167	2023-08-18
Playa Resorts Holding B.V.	0.00	11,115	2,842,805	2024-04-29
Olin Corporation	0.00	11,111	11,624,251	—
United States Treasury Notes 1.88%	0.00	11,088	13,128,783	2020-06-30
Eastern Power Llc Tl B 1l Usd	0.00	11,086	2,827,131	2023-10-02
Federal National Mortgage Association 4.5%	0.00	11,086	55,990,350	2026-04-01
AES El Salvador Trust II 6.75%	0.00	11,081	4,134,464	2023-03-28
Four Seasons Hotels Ltd	0.00	11,068	2,819,612	2023-11-30
DISH DBS Corporation 6.75%	0.00	11,060	9,986,912	2021-06-01
Government National Mortgage Association 3%	0.00	11,056	13,291,964	2046-05-20
Valeant Pharmaceuticals International	0.00	11,049	10,298,092	—
Netflix, Inc. 5.38%	0.00	11,048	9,930,996	2021-02-01
Exgen Renewables Iv Llc	0.00	11,029	2,799,070	2024-11-28
Lions Gate Capital Holdings LLC 5.88%	0.00	11,026	9,950,374	2024-11-01
Arconic Inc 5.12%	0.00	10,975	10,130,853	2024-10-01
Rivers Pittsburgh Borrower, LP/Rivers Pittsburgh Finance Corp.	0.00	10,971	10,880,394	—
Argentina (Republic of) 0.65%	0.00	10,965	554	2039-12-16

# Target Date Fund 2020

**Total Stocks**  
6752

**Total Bonds**  
10626

**Total Cash**  
415

## Bond Portfolio Analysis as of 09-30-18

Security Name	Net Assets %	Market Value \$	Amount \$	Maturity Date
Republic of Colombia 8.12%	0.00	10,958	5,447	2028-05-22
MGM Resorts International 5.25%	0.00	10,956	9,991,802	2020-03-31
Go Daddy Operating Co Llc	0.00	10,949	2,809,919	2024-02-15
MARB BondCo PLC 6.88%	0.00	10,949	4,184,523	2025-01-19
Vedanta Resources plc 6.12%	0.00	10,938	4,188,711	2024-08-09
Egypt (Arab Republic of) 6.12%	0.00	10,894	3,890,124	2022-01-31
Lennar Corporation	0.00	10,893	10,575,073	—
Government National Mortgage Association 3.5%	0.00	10,890	12,921,003	2043-03-20
GS Mortgage Backed Securities Trust 2014-EB1 2.46%	0.00	10,889	59,516,039	2044-07-25
Federal Home Loan Mortgage Corporation 5%	0.00	10,790	54,721,029	2040-04-01
Federal National Mortgage Association 2.5%	0.00	10,770	13,282,442	2028-06-01
Uber Technologies Inc	0.00	10,764	2,805,167	2025-04-04
Netflix, Inc. 4.38%	0.00	10,763	10,856,147	2026-11-15
Avis Budget Car Rental LLC/Avis Budget Finance Inc.	0.00	10,749	10,715,742	—
Natixis Sa	0.00	10,739	938,259	—
Government National Mortgage Association 3%	0.00	10,726	59,818,828	2046-07-20
Government National Mortgage Association 3.5%	0.00	10,722	12,981,024	2046-10-20
Newfield Exploration Company 5.38%	0.00	10,697	9,842,348	2026-01-01
Eig Investors Corp	0.00	10,690	2,800,070	2023-02-09
Alliant Holdings Intermedi	0.00	10,664	2,811,516	2025-05-12
Federal National Mortgage Association 3%	0.00	10,627	13,385,375	2043-03-01
WPX Energy Inc	0.00	10,592	10,445,741	—
Government National Mortgage Association 3.5%	0.00	10,589	12,985,239	2047-09-20
Stars Group Holdings BV / Stars Group (US) Co-Borrower LLC	0.00	10,580	10,457,596	—
Brazil Minas SPE 5.33%	0.00	10,568	4,064,346	2028-02-15
Information Resources	0.00	10,568	2,801,851	2024-01-18
H&E Equipment Services, Inc.	0.00	10,567	10,933,632	—
Federal National Mortgage Association 3%	0.00	10,562	13,492,198	2047-01-01
QVC, Inc. 5.45%	0.00	10,518	25,875,944	2034-08-15
Ch Hold Corp	0.00	10,502	2,792,141	2025-02-03
Zayo TI B2 1I Usd Corp	0.00	10,496	2,808,324	2024-01-19
DP World Limited 5.62%	0.00	10,492	3,930,154	2048-09-25
Lma-Americas Llc	0.00	10,436	950,994	2019-04-03
Reynolds Group Issuer LLC. 5.84%	0.00	10,404	2,781,813	2021-07-15
Verisign, Inc.	0.00	10,401	10,471,035	—
Federal National Mortgage Association 3%	0.00	10,393	13,488,562	2046-08-01
Federal National Mortgage Association 3.5%	0.00	10,385	13,026,973	2042-12-01
AmSurg Corp. 5.62%	0.00	10,366	9,919,406	2022-07-15
DCP Midstream, LLC 5.85%	0.00	10,352	11,026,090	2043-05-21
Lennar Corporation 8.38%	0.00	10,346	9,368,176	2021-01-15
International Bank for Reconstruction and Development 1.38%	0.00	10,345	13,542,751	2021-09-20
Navient Corporation 6.75%	0.00	10,339	10,135,787	2025-06-25
Bahrain (Kingdom of) 5.88%	0.00	10,336	3,878,651	2021-01-26
Santander Drive Auto 2017-1 2.1%	0.00	10,313	58,265,780	2021-06-15
Transocean Inc.	0.00	10,312	10,459,921	—
W. R. Grace & Co. 5.62%	0.00	10,306	9,690,388	2024-10-01
United States Treasury Bonds 4.38%	0.00	10,295	10,889,580	2039-11-15
Nepbro TI 1I Usd Corp	0.00	10,288	2,821,248	2022-07-21
Ukraine (Republic of) 7.75%	0.00	10,271	3,903,081	2022-09-01
Wink Holdco Inc	0.00	10,262	2,828,889	2025-12-01
Texas Competitive Elec Hldgs Term Loan B	0.00	10,260	10,178,270	2023-12-14
Argentina (Republic of) 6.62%	0.00	10,257	4,745,861	2028-07-06
Weight Watchers Intl Inc	0.00	10,255	2,788,690	2024-11-29
Turkey (Republic of) 8%	0.00	10,254	5,327	2038-02-15
Verizon Communications Inc. 5.01%	0.00	10,253	12,652,778	2049-04-15



# Target Date Fund 2020

**Total Stocks**  
6752

**Total Bonds**  
10626

**Total Cash**  
415

## Bond Portfolio Analysis as of 09-30-18

Security Name	Net Assets %	Market Value \$	Amount \$	Maturity Date
Turkey (Republic of) 3.25%	0.00	10,236	4,476,120	2023-03-23
Federal National Mortgage Association 3%	0.00	10,213	13,487,830	2046-07-01
Wink Holdco Inc	0.00	10,203	2,831,559	2024-12-02
Republic of Zambia 8.5%	0.00	10,173	5,460,647	2024-04-14
Elara Hgv Timeshare Issuer 2014 2.53%	0.00	10,168	59,399,972	2027-02-25
Golden Nugget	0.00	10,150	2,810,479	2023-10-04
Diamond Bc Bv	0.00	10,136	2,877,615	2024-09-06
Charter Communications Oper	0.00	10,120	2,816,542	2025-04-30
CDK Global Inc 3.8%	0.00	10,112	10,168,627	2019-10-15
Sunoco LP / Sunoco Finance Corp	0.00	10,104	10,951,294	—
Clo Limited Liability Company 2017-2 2.77%	0.00	10,098	58,473,686	2047-10-25
Vici Properties Inc	0.00	10,088	2,800,742	2024-12-22
Microchip Technology Inc	0.00	10,083	2,819,471	2025-05-29
Charles River Laboratories International, Inc.	0.00	10,053	10,485,521	—
Pharmerica Corp Tlb 11 L+350 09/26/24	0.00	10,050	2,802,547	2024-12-06
Federal National Mortgage Association 3.5%	0.00	10,044	13,123,343	2047-12-01
Petra Diamonds US\$ Treasury plc 7.25%	0.00	10,044	3,991,391	2022-05-01
Government National Mortgage Association 5%	0.00	10,040	54,761,876	2048-06-20
Venezuela Rep 8.5%	0.00	10,022	5,148	2018-10-09
Endo Finance Co 5.38%	0.00	10,019	11,589,924	2023-01-15
NGPL Pipe Co LLC	0.00	10,018	10,801,580	—
IHS Netherlands Holdco BV 9.5%	0.00	10,010	3,833,373	2021-10-27
VM Holding SA 5.38%	0.00	10,008	4,005,770	2027-05-04
Canyon Valor Cos Inc	0.00	9,992	2,807,541	2023-06-16
Aramark Services, Inc. 5%	0.00	9,975	10,407,279	2028-02-01
Government National Mortgage Association 3.5%	0.00	9,957	12,979,016	2046-09-20
Philippines Rep 8%	0.00	9,950	5,592	2020-01-16
Calpine Corp	0.00	9,892	2,820,853	2023-01-15
Federal National Mortgage Association 3%	0.00	9,890	13,383,710	2043-01-01
CDK Global Inc 5%	0.00	9,883	9,981,730	2024-10-15
Federal Home Loan Mortgage Corporation 3%	0.00	9,857	13,374,539	2042-10-01
Federal National Mortgage Association 5.5%	0.00	9,849	53,796,061	2038-12-01
Federal National Mortgage Association 3%	0.00	9,827	13,479,106	2046-08-01
Sunshine Investments Bv	0.00	9,795	2,827,131	2025-03-28
Applied Systems Inc Tlb 3.0	0.00	9,792	10,903,772	—
FRONTDOOR INC	0.00	9,781	10,562,843	—
United States Treasury Notes 1.12%	0.00	9,775	13,238,595	2020-03-31
Government National Mortgage Association 3.5%	0.00	9,767	58,328,487	2045-10-20
BENEFIT STREET PARTNERS CLO XI LTD/LLC 8.75%	0.00	9,762	10,080,007	2030-10-15
Goldman Sachs Group, Inc. 5.25%	0.00	9,718	12,341,582	2021-07-27
ENERGIZER GAMMA ACQUISITION INC.	0.00	9,716	10,454,412	—
United States Treasury Bonds 3%	0.00	9,700	13,341,108	2042-05-15
Wrangler Buyer Corp	0.00	9,677	2,805,446	2024-09-27
Hsi Tl 11 Usd	0.00	9,651	2,803,717	2022-07-01
Virgin Media Bristol Llc	0.00	9,640	2,815,895	2026-01-15
Federal Home Loan Mortgage Corporation 3.02%	0.00	9,634	58,054,945	2029-03-25
Mh Sub I Llc	0.00	9,620	2,802,547	2024-09-13
Univar Usa Inc	0.00	9,596	2,814,603	2024-07-01
Party City Holdings Inc.	0.00	9,571	10,722,307	—
Federal National Mortgage Association 4%	0.00	9,568	12,663,901	2044-09-01
Government National Mortgage Association 3.5%	0.00	9,567	12,977,011	2046-07-20
Government National Mortgage Association 4%	0.00	9,565	12,606,733	2045-10-20
United Rentals (North America), Inc.	0.00	9,553	10,595,432	—
Chi Doors Holdings Corp	0.00	9,552	2,813,900	2022-07-29
C&W Senior Financing Designated Activity Company 6.88%	0.00	9,542	3,901,353	2027-09-15

# Target Date Fund 2020

**Total Stocks**  
6752

**Total Bonds**  
10626

**Total Cash**  
415

## Bond Portfolio Analysis as of 09-30-18

Security Name	Net Assets %	Market Value \$	Amount \$	Maturity Date
Trans Union Llc	0.00	9,541	2,812,441	2025-06-19
H.B. Fuller Co	0.00	9,486	2,823,932	2024-10-20
Government National Mortgage Association 3%	0.00	9,468	13,324,435	2047-02-20
SANTANDER DRIVE AUTO RECEIVABLES TRUST 2.65%	0.00	9,459	58,100,230	2020-08-17
Suzano Austria GmbH 6%	0.00	9,456	3,876,102	2029-01-15
Government National Mortgage Association 4.5%	0.00	9,433	12,491,055	2048-08-20
Federal National Mortgage Association 6%	0.00	9,424	52,744,290	2036-11-01
Federal National Mortgage Association 3%	0.00	9,411	13,390,369	2044-10-01
Federal National Mortgage Association 3.5%	0.00	9,408	13,095,970	2047-01-01
Live Nation Entertainment, Inc.	0.00	9,403	10,801,994	—
Servicemaster Co Llc Term Loan B	0.00	9,402	10,123,211	2023-11-08
Renaissance Holdings Cor	0.00	9,371	2,827,131	2025-05-30
JPMorgan Chase & Co. 2.3%	0.00	9,371	13,289,859	2021-08-15
Solera, LLC / Solera Finance, Inc. 10.5%	0.00	9,333	2,581,293	2024-03-01
Federal Home Loan Mortgage Corporation 4%	0.00	9,320	57,038,185	2040-11-01
Gaz Cap Sa Luxembourg 144A 6.21%	0.00	9,319	5,265	2020-11-23
Encapsys Llc	0.00	9,317	2,807,206	2024-11-07
CDW LLC / CDW Finance Corp 5%	0.00	9,300	10,237,522	2025-09-01
Reynolds Group Holdings Inc Reynol Tl 1l Usd	0.00	9,275	2,808,268	2023-02-05
Kreditanstalt Fur Wiederaufbau 1.5%	0.00	9,263	13,443,474	2021-06-15
GNMA PASS-THRU M SINGLE FAMILY 4%	0.00	9,249	12,606,708	2044-10-20
Sinclair Television Group, Inc. 5.38%	0.00	9,237	10,199,133	2021-04-01
United States Treasury Bonds 3.12%	0.00	9,230	13,051,092	2041-11-15
United States Treasury Bonds 4.5%	0.00	9,216	10,725,054	2039-08-15
Republic of Ecuador 10%	0.00	9,214	4,666	2034-08-16
James Hardie International Finance Designated Activity Company	0.00	9,213	11,214,847	—
Federal National Mortgage Association 3.5%	0.00	9,204	13,093,196	2046-12-01
Crestwood Midstream Partners LP / Crestwood Midstream Finance Corp. 5.75%	0.00	9,187	9,986,912	2025-04-01
Caisse Des Depots Et Consignations	0.00	9,186	950,590	2019-04-01
Jimmy John's Funding Llc 3.61%	0.00	9,186	58,859,956	2047-07-30
Mitsubishi Ufj Trust & Banking Corp.	0.00	9,147	944,545	2019-01-08
Laureate Education Inc	0.00	9,147	2,809,527	2024-04-26
CenturyLink, Inc.	0.00	9,146	10,915,333	—
United States Treasury Notes 1.25%	0.00	9,137	13,985,246	2023-07-31
Federal Home Loan Mortgage Corporation 4%	0.00	9,128	57,038,648	2040-12-01
CCO Holdings, LLC/ CCO Holdings Capital Corp.	0.00	9,118	10,795,155	—
Federal National Mortgage Association 5%	0.00	9,111	56,279,936	2024-01-01
Federal National Mortgage Association 3%	0.00	9,108	13,373,543	2043-04-01
Federal Home Loan Mortgage Corporation 5%	0.00	9,099	54,709,350	2040-03-01
Cemig Geracao e Transmissao S.A. 9.25%	0.00	9,095	3,778,258	2024-12-05
Alcoa Nederland Holding B.V.	0.00	9,093	10,018,664	—
Federal Home Loan Mortgage Corporation 3%	0.00	9,092	13,389,342	2043-07-01
Federal National Mortgage Association 3%	0.00	9,075	13,389,176	2043-07-01
Government National Mortgage Association 3.5%	0.00	9,067	12,985,369	2048-04-20
Government National Mortgage Association 4%	0.00	9,065	12,694,806	2048-06-20
Aegea Finance SARL 5.75%	0.00	9,057	4,173,304	2024-10-10
Government National Mortgage Association 5%	0.00	9,053	55,577,500	2047-10-20
HTA Group Limited 9.12%	0.00	9,052	3,795,948	2022-03-08
Sram Llc	0.00	9,044	2,806,033	2024-03-15
Federal National Mortgage Association 3%	0.00	9,041	59,587,152	2036-11-01
Frontier Communications Corporation 7.62%	0.00	9,008	15,812,609	2024-04-15
Federal National Mortgage Association 3.5%	0.00	8,970	13,084,990	2046-07-01
Federal Home Loan Mortgage Corporation 3%	0.00	8,965	13,481,119	2046-08-01
Federal National Mortgage Association 2.5%	0.00	8,955	76,344,128	2043-05-01
United States Treasury Bonds 4.25%	0.00	8,920	11,080,354	2039-05-15

# Target Date Fund 2020

**Total Stocks**  
6752

**Total Bonds**  
10626

**Total Cash**  
415

## Bond Portfolio Analysis as of 09-30-18

Security Name	Net Assets %	Market Value \$	Amount \$	Maturity Date
Government National Mortgage Association 3.5%	0.00	8,912	12,985,289	2047-12-20
Government National Mortgage Association 3%	0.00	8,906	13,302,531	2046-02-20
Encapsys Llc	0.00	8,891	2,816,542	2025-11-07
Flex Acquisition Company, Inc.	0.00	8,883	11,277,657	—
United States Treasury Bonds 3.5%	0.00	8,869	12,265,668	2039-02-15
Government National Mortgage Association 3.5%	0.00	8,867	12,985,160	2047-06-20
Venezuela Credit Linked Trust 9.25%	0.00	8,837	14,323,196	2027-09-15
Government National Mortgage Association 3%	0.00	8,824	13,222,406	2042-09-20
Government National Mortgage Association 4%	0.00	8,818	12,694,806	2048-04-20
Federal National Mortgage Association 3.5%	0.00	8,797	58,575,578	2042-05-01
Federal National Mortgage Association 4%	0.00	8,787	12,787,584	2047-04-01
Scientific Games Internatio	0.00	8,742	2,825,346	2024-08-14
Federal National Mortgage Association 3%	0.00	8,721	60,231,838	2043-03-01
FREEPORT-MCMORAN INC 4%	0.00	8,678	10,289,162	2021-11-14
Government National Mortgage Association 5%	0.00	8,646	54,762,834	2048-05-20
Gtt Communications Inc	0.00	8,637	2,844,554	2025-05-31
Federal National Mortgage Association 3.5%	0.00	8,617	58,875,606	2042-06-01
Government National Mortgage Association 3.5%	0.00	8,604	12,985,278	2047-10-20
Republic of El Salvador 7.65%	0.00	8,568	4,010,435	2035-06-15
Lebanon(Rep Of) 11.62%	0.00	8,560	6,736	2020-05-12
Federal National Mortgage Association 3%	0.00	8,531	13,491,479	2046-12-01
Government National Mortgage Association 4%	0.00	8,528	12,705,702	2049-12-31
Federal Home Loan Mortgage Corporation 3%	0.00	8,521	13,478,938	2046-10-01
Edelman Financial Center	0.00	8,512	2,798,487	2025-07-21
Reynolds Group Issuer LLC. 6.88%	0.00	8,495	10,085,670	2021-02-15
Station Casinos Llc	0.00	8,474	2,809,835	2023-06-08
Ally Auto Rcvbls 3.01%	0.00	8,466	58,070,143	2022-03-15
Federal Home Loan Mortgage Corporation 3%	0.00	8,465	13,489,169	2047-02-01
Lamb Weston Holdings Inc	0.00	8,414	10,994,027	—
Gillex Holding SARL 8.5%	0.00	8,388	3,755,427	2023-05-02
Townsquare Media Inc	0.00	8,363	2,816,542	2022-04-01
Maccdermid Inc	0.00	8,336	2,810,535	2020-06-07
Telecom Italia S.p.A.	0.00	8,333	11,059,138	—
Citycenter Holdings Llc	0.00	8,330	2,817,865	2024-04-18
International Bank for Reconstruction and Development 1.88%	0.00	8,309	13,116,364	2020-04-21
Federal National Mortgage Association 4%	0.00	8,303	12,690,740	2046-04-01
Brookfield Wec Holdings	0.00	8,302	2,786,623	2025-08-01
Federal National Mortgage Association 4%	0.00	8,301	70,227,512	2045-09-01
Authentic Brands Tib Refi L+350 9/29/24	0.00	8,301	2,812,329	2024-09-27
B&G Foods, Inc.	0.00	8,297	10,811,697	—
Kperst TI B 1I Usd Corp	0.00	8,291	2,903,540	2022-06-30
Applied Systems Inc	0.00	8,281	2,806,033	2024-09-19
Hub International Ltd Tib 3.0	0.00	8,276	10,939,158	—
Trader Corp	0.00	8,242	2,815,361	2023-09-28
Neptune Finco Corp	0.00	8,238	9,829,940	—
WeWork Companies Inc	0.00	8,212	10,923,369	—
Government National Mortgage Association 3%	0.00	8,196	13,316,689	2047-03-20
Government National Mortgage Association 3.5%	0.00	8,182	12,975,370	2045-08-20
Federal Home Loan Mortgage Corporation 3%	0.00	8,177	13,485,481	2046-11-01
Yapi Ve Kredi Bankasi A.S. 6.1%	0.00	8,161	4,421,275	2023-03-16
Usagm Holdco Llc TI 1I Usd	0.00	8,157	2,866,646	2022-07-28
Vistra Operations Co Llc	0.00	8,137	2,817,950	2025-12-31
BWX Technologies Inc	0.00	8,132	10,730,183	—
California Resources Corp TI 1I Usd	0.00	8,128	2,545,367	2021-12-31
Federal National Mortgage Association 3.5%	0.00	8,120	13,012,831	2044-11-01

# Target Date Fund 2020

**Total Stocks**  
6752

**Total Bonds**  
10626

**Total Cash**  
415

## Bond Portfolio Analysis as of 09-30-18

Security Name	Net Assets %	Market Value \$	Amount \$	Maturity Date
Federal Home Loan Mortgage Corporation 3%	0.00	8,115	13,481,117	2046-12-01
Government National Mortgage Association 3.5%	0.00	8,115	12,985,239	2047-08-20
Federal National Mortgage Association 5%	0.00	8,111	54,728,768	2037-07-01
Kreditanstalt Fur Wiederaufbau 2%	0.00	8,099	13,455,191	2022-09-29
Radiate Holdco LLC/Radiate Finance Inc	0.00	8,098	11,292,825	—
Federal Home Loan Banks 2.38%	0.00	8,088	13,000,565	2020-03-30
Federal Home Loan Mortgage Corporation 4%	0.00	8,086	12,773,718	2046-04-01
Examworks Group Inc TI B 11 Usd	0.00	8,083	2,800,460	2023-07-27
Federal Home Loan Mortgage Corporation 3%	0.00	8,079	13,485,482	2046-11-01
Government National Mortgage Association 3%	0.00	8,076	13,332,685	2047-12-20
Penske Automotive Group, Inc.	0.00	8,072	10,983,951	—
Turkey (Republic of) 6.25%	0.00	8,068	3,975,213	2022-09-26
Federal National Mortgage Association 3%	0.00	8,062	13,378,584	2043-05-01
MSCI Inc.	0.00	8,060	10,956,618	—
Government National Mortgage Association 3%	0.00	8,047	59,814,862	2046-08-20
Government National Mortgage Association 3.5%	0.00	8,044	12,985,123	2047-05-20
Asian Development Bank 1.75%	0.00	8,020	13,586,781	2022-09-13
Oracle Corporation 2.65%	0.00	7,995	13,922,215	2026-07-15
Federal Home Loan Banks 2.62%	0.00	7,974	12,982,747	2020-10-01
Turkcell Iletisim Hizmetleri AS 5.8%	0.00	7,954	4,463,974	2028-04-11
Banco Regional S.A.E.C.A. 8.12%	0.00	7,947	3,891,606	2019-01-24
Tenet Healthcare Corporation 6.88%	0.00	7,894	11,393,131	2031-11-15
Csc Holdings Llc	0.00	7,880	2,811,852	2026-01-25
Government National Mortgage Association 4%	0.00	7,874	12,695,428	2048-07-20
Lennar Corporation	0.00	7,870	11,088,261	—
Consolidated Energy Fin Sa	0.00	7,869	2,830,678	2025-05-07
Federal National Mortgage Association 3.5%	0.00	7,823	13,078,142	2046-02-01
Dryden 54 Sr Ln Fd / Dryden 54 Sr Ln FRN 8.54%	0.00	7,815	10,073,665	2029-10-19
Federal National Mortgage Association 3%	0.00	7,798	13,492,196	2046-12-01
Federal National Mortgage Association 3.5%	0.00	7,796	13,117,813	2047-03-01
Federal National Mortgage Association 3%	0.00	7,792	60,297,107	2046-08-01
Truck Hero Inc	0.00	7,770	2,848,548	2025-04-21
Federal National Mortgage Association 2.5%	0.00	7,768	13,381,131	2032-02-01
Sprint Communications	0.00	7,767	2,813,030	2024-02-02
Federal National Mortgage Association 3.5%	0.00	7,763	58,577,764	2043-06-01
Federal Home Loan Mortgage Corporation 3.5%	0.00	7,757	13,120,758	2048-01-01
Federal Home Loan Mortgage Corporation 4%	0.00	7,744	12,788,912	2048-03-01
Belarus (Republic of) 6.88%	0.00	7,713	3,712,514	2023-02-28
Federal National Mortgage Association 3.5%	0.00	7,708	13,074,040	2045-11-01
Saudi Arabia (Kingdom of) 4.5%	0.00	7,700	4,090,915	2046-10-26
Federal National Mortgage Association 4%	0.00	7,696	12,788,560	2047-07-01
Greeneden Us Hldgs li Tlb3 3.5	0.00	7,693	10,906,533	—
Nustar Logistics, L.P. 4.75%	0.00	7,680	10,250,385	2022-02-01
Federal National Mortgage Association 5.5%	0.00	7,675	53,791,762	2035-05-01
MGM Growth Properties Operating Partnership LP/ MGP Escrow Co Issuer Inc.	0.00	7,666	11,519,244	—
Federal Home Loan Mortgage Corporation 3%	0.00	7,655	13,493,379	2047-01-01
Asurion Llc	0.00	7,653	2,802,101	2024-11-03
United States Treasury Notes 1.25%	0.00	7,643	13,122,011	2019-10-31
Government National Mortgage Association 5%	0.00	7,642	65,833,295	2040-06-20
Wideopenwest Finance Llc TI B 11 Usd	0.00	7,637	2,882,527	2023-08-18
NRG Energy, Inc. 6.25%	0.00	7,610	9,885,756	2022-07-15
Bank of America Corporation 4%	0.00	7,610	13,093,623	2025-01-22
Government National Mortgage Association 3%	0.00	7,603	13,315,223	2046-06-20
Transocean Pontus Ltd	0.00	7,598	10,656,615	—
Nustar Logistics, L.P. 6.75%	0.00	7,579	9,736,642	2021-02-01

# Target Date Fund 2020

**Total Stocks**  
6752

**Total Bonds**  
10626

**Total Cash**  
415

## Bond Portfolio Analysis as of 09-30-18

Security Name	Net Assets %	Market Value \$	Amount \$	Maturity Date
Federal National Mortgage Association 3%	0.00	7,577	13,377,033	2042-11-01
Federal National Mortgage Association 4.5%	0.00	7,563	12,436,547	2042-04-01
Federal Home Loan Mortgage Corporation 3.5%	0.00	7,553	13,022,550	2046-03-01
AT&T Inc 5.35%	0.00	7,550	13,029,310	2040-09-01
Auris Luxembourg Iii Sa	0.00	7,531	2,786,954	2025-07-24
Valeant Pharma Intl Tlb 3.0	0.00	7,520	10,906,738	—
International Game Technology PLC	0.00	7,517	10,494,105	—
United States Treasury Notes 1.62%	0.00	7,514	13,131,398	2020-03-15
MEG Energy Corporation	0.00	7,512	10,919,091	—
Bank of America Corporation 3%	0.00	7,493	13,315,264	2023-12-20
Intelsat Jackson Holdings, Ltd. 9.5%	0.00	7,490	2,420,655	2022-09-30
Andrade Gutierrez International S.A. 11%	0.00	7,482	4,745,861	2021-08-20
Citigroup Inc. 3.7%	0.00	7,482	13,317,610	2026-01-12
Federal National Mortgage Association 3.5%	0.00	7,480	13,026,659	2042-07-01
Federal National Mortgage Association 3.5%	0.00	7,473	13,026,593	2043-05-01
Driven Brands Funding Llc 4.74%	0.00	7,437	58,586,779	2048-04-20
Federal National Mortgage Association 4%	0.00	7,423	70,154,092	2044-07-01
Bj's Wholesale Club Inc	0.00	7,418	2,803,717	2024-02-03
Government National Mortgage Association 3%	0.00	7,408	13,222,446	2043-07-20
VIRGINIA COMWLTH TRANSN BRD 5.35%	0.00	7,379	63,505,353	2035-05-15
Government of Jamaica 9.25%	0.00	7,373	7,752	2029-10-18
Harbor Freight Tools	0.00	7,372	2,819,189	2023-08-16
Federal National Mortgage Association 4%	0.00	7,369	12,790,003	2048-03-01
Shearer's Foods Llc	0.00	7,363	2,984,193	2022-06-30
Aretec Group Inc	0.00	7,361	2,799,070	2025-08-13
Federal National Mortgage Association 5%	0.00	7,361	66,698,495	2034-03-01
Government National Mortgage Association 3.5%	0.00	7,355	12,985,227	2047-07-20
Government National Mortgage Association 3%	0.00	7,338	13,319,504	2046-10-20
Federal National Mortgage Association 3.5%	0.00	7,333	58,790,458	2045-10-01
Federal National Mortgage Association 3.5%	0.00	7,328	13,074,042	2045-10-01
Government National Mortgage Association 4%	0.00	7,327	12,695,966	2047-12-20
Bahrain (Kingdom of) 5.5%	0.00	7,319	3,896,629	2020-03-31
Alcoa Nederland Holding B.V.	0.00	7,318	9,873,982	—
Government National Mortgage Association 3.5%	0.00	7,290	12,985,368	2048-03-20
Federal Home Loan Banks 1.88%	0.00	7,288	13,095,518	2020-03-13
AT&T Inc 4.1%	0.00	7,263	13,309,887	2028-02-15
Government National Mortgage Association 3.5%	0.00	7,258	12,985,369	2048-02-20
Federal National Mortgage Association 2.5%	0.00	7,244	13,381,133	2031-10-01
Bank of Montreal 2.1%	0.00	7,243	13,046,255	2019-12-12
Galaxy Xxv Clo FRN 8.29%	0.00	7,236	10,199,133	2031-10-25
Boral Finance Pty Ltd 3%	0.00	7,234	60,384,728	2022-11-01
China SCE Group Holdings Limited 7.45%	0.00	7,229	3,960,938	2021-04-17
HSBC Holdings plc 3.4%	0.00	7,214	12,946,818	2021-03-08
Federal National Mortgage Association 3%	0.00	7,212	13,492,196	2047-01-01
United Rentals (North America), Inc.	0.00	7,204	11,047,364	—
Federal National Mortgage Association 4%	0.00	7,178	12,787,471	2047-01-01
Microsoft Corporation 2.65%	0.00	7,152	13,190,730	2022-11-03
Federal Home Loan Mortgage Corporation 4%	0.00	7,131	12,796,184	2049-12-31
Federal National Mortgage Association 4%	0.00	7,131	12,796,627	2049-12-31
Verifone Systems Inc	0.00	7,128	2,803,243	2025-08-20
Spectrum Brands Holdings Inc 7.75%	0.00	7,126	9,906,883	2022-01-15
Banff Merger Sub Inc	0.00	7,122	2,793,884	2025-06-28
Royal Bank Of Canada	0.00	7,114	944,240	2019-01-04
Federal National Mortgage Association 3%	0.00	7,113	13,388,829	2043-08-01
Sumitomo Mitsui Trust Bank Ltd.	0.00	7,111	944,656	2019-01-07
Government National Mortgage Association 4%	0.00	7,102	12,637,509	2043-08-20
Government National Mortgage Association 3.5%	0.00	7,084	12,973,988	2045-01-20
Envision Healthcare Holdings Inc 5.12%	0.00	7,067	9,955,230	2022-07-01
Comcast Corporation 3.2%	0.00	7,060	69,635,301	2036-07-15
Stevens Holding Co Inc	0.00	7,059	10,779,506	—

# Target Date Fund 2020

**Total Stocks**  
6752

**Total Bonds**  
10626

**Total Cash**  
415

## Bond Portfolio Analysis as of 09-30-18

Security Name	Net Assets %	Market Value \$	Amount \$	Maturity Date
MGM Growth Properties Operating Partnership LP/ MGP Escrow Co Issuer Inc.	0.00	7,054	10,440,536	—
Anastasia Parent Llc	0.00	7,048	2,838,999	2025-08-11
Federal National Mortgage Association 5%	0.00	7,048	56,025,297	2025-03-01
The Toronto-Dominion Bank 2.12%	0.00	7,031	13,286,183	2021-04-07
Government National Mortgage Association 3.5%	0.00	7,029	12,988,281	2045-05-20
Federal Home Loan Mortgage Corporation 3.5%	0.00	7,025	13,113,634	2047-01-01
WALMART INC 2.35%	0.00	6,988	13,366,503	2022-12-15
1011778 Bc Ulc	0.00	6,985	2,819,358	2024-02-16
Navient Corporation	0.00	6,983	10,248,323	—
Berkshire Hathaway Inc. 3.12%	0.00	6,974	13,393,421	2026-03-15
Unifin Financiera, S.A.B. de C.V. SOFOM E.N.R 7%	0.00	6,972	4,107,184	2025-01-15
Government National Mortgage Association 5%	0.00	6,967	54,769,324	2048-07-20
BP Capital Markets plc 3.22%	0.00	6,962	13,170,789	2023-11-28
United States Treasury Bonds 6.25%	0.00	6,952	9,866,468	2030-05-15
JSC National Company KazMunayGas 6.38%	0.00	6,944	3,711,161	2048-10-24
Government National Mortgage Association 3.5%	0.00	6,936	12,960,948	2045-10-20
Government National Mortgage Association 3.5%	0.00	6,926	58,338,594	2044-10-20
Wells Fargo & Company 3.5%	0.00	6,917	12,940,246	2022-03-08
Gilead Sciences, Inc. 1.95%	0.00	6,914	13,507,696	2022-03-01
Phoenix Services Merger	0.00	6,908	2,795,601	2025-03-01
CNH Industrial N.V. 4.5%	0.00	6,907	10,044,448	2023-08-15
Edelman Financial Center	0.00	6,904	2,764,767	2026-07-20
Kinetic Concepts Inc TI B 11 Usd	0.00	6,901	2,806,033	2024-02-02
Hologic Inc	0.00	6,897	22,407,485	—
Government National Mortgage Association 3%	0.00	6,890	13,222,434	2043-04-20
Allergan Funding SCS 3.8%	0.00	6,883	13,195,483	2025-03-15
Federal National Mortgage Association 3.5%	0.00	6,876	13,123,356	2048-01-01
SIERRA TIMESHARE RECEIVABLES FUNDING LLC 2.05%	0.00	6,868	58,238,879	2031-06-20
Federal Home Loan Banks 2.62%	0.00	6,865	12,958,164	2020-05-28
JPMorgan Chase & Co. 3.88%	0.00	6,861	13,046,096	2024-09-10
Sedgewick TI 11 Usd Corp	0.00	6,858	2,819,612	2021-03-01
Usi Inc/Ny	0.00	6,849	2,819,358	2024-05-16
Verizon Communications Inc. 5.01%	0.00	6,839	12,878,802	2054-08-21
Westpac Banking Corporation 4.88%	0.00	6,828	12,653,048	2019-11-19
Amneal Pharmaceuticals Llc	0.00	6,827	2,796,461	2025-05-04
Federal Home Loan Banks 4.12%	0.00	6,823	12,683,690	2020-03-13
Titan Acquisition Ltd	0.00	6,819	2,904,945	2025-03-28
Alixpa TI B 11 Usd	0.00	6,818	2,808,352	2024-04-04
Federal Home Loan Mortgage Corporation 3.5%	0.00	6,785	13,113,075	2046-12-01
Federal Home Loan Mortgage Corporation 3.5%	0.00	6,768	13,083,758	2045-08-01
Federal Home Loan Mortgage Corporation 5%	0.00	6,763	54,776,654	2040-07-01
Citigroup Inc. 3.2%	0.00	6,748	13,843,478	2026-10-21
Federal National Mortgage Association 4%	0.00	6,745	12,782,725	2046-06-01
Government National Mortgage Association 4%	0.00	6,742	12,695,966	2047-09-20
Federal National Mortgage Association 4%	0.00	6,735	12,782,170	2048-07-01
Ukraine (Republic of) 7.75%	0.00	6,718	4,092,156	2025-09-01
DCP Midstream, LLC 8.12%	0.00	6,717	48,774,717	2030-08-16
Government National Mortgage Association 3.5%	0.00	6,717	58,287,418	2043-10-15
European Investment Bank 2.12%	0.00	6,714	13,910,419	2026-04-13
Federal National Mortgage Association 3%	0.00	6,710	13,483,494	2046-01-01
Federal National Mortgage Association 3.5%	0.00	6,690	13,074,043	2045-11-01
Sierra Timeshare 2015-3 Receivables Funding Llc 2.58%	0.00	6,682	58,992,870	2032-09-20
Terraform Power Operating	0.00	6,676	2,813,030	2022-11-08
Federal Home Loan Mortgage Corporation 4%	0.00	6,674	12,786,056	2047-11-01
Frontier Communications Corporation	0.00	6,662	12,313,529	—

# Target Date Fund 2020

**Total Stocks**  
6752

**Total Bonds**  
10626

**Total Cash**  
415

## Bond Portfolio Analysis as of 09-30-18

Security Name	Net Assets %	Market Value \$	Amount \$	Maturity Date
United States Treasury Bonds 5.25%	0.00	6,661	10,863,837	2028-11-15
Solarwinds Holdings Inc. 0%	0.00	6,651	2,804,470	2024-02-05
SM ENERGY COMPANY	0.00	6,631	10,791,953	—
Federal National Mortgage Association 4%	0.00	6,630	57,108,583	2041-03-01
Federal National Mortgage Association 5%	0.00	6,619	66,898,025	2034-02-01
Federal National Mortgage Association 3%	0.00	6,615	13,492,196	2046-11-01
Santander Drive Au 2.46%	0.00	6,601	71,522,118	2022-03-15
Atkins Nutritionals Hlds	0.00	6,594	2,795,601	2024-07-07
Government National Mortgage Association 4%	0.00	6,586	12,695,965	2047-01-20
Equinox Holdings Inc	0.00	6,568	2,808,128	2024-03-08
Government National Mortgage Association 3%	0.00	6,565	13,302,351	2043-02-20
Federal Home Loan Mortgage Corporation 3.5%	0.00	6,556	13,117,241	2047-09-01
Hostess Brands Llc	0.00	6,555	2,820,063	2022-08-03
Federal Home Loan Mortgage Corporation 4%	0.00	6,550	69,724,348	2040-08-01
Morgan Stanley 2.8%	0.00	6,545	13,023,901	2020-06-16
GE Capital International Funding Company Unlimited Company 4.42%	0.00	6,525	13,729,511	2035-11-15
Federal Home Loan Mortgage Corporation 3.5%	0.00	6,518	13,026,368	2042-03-01
Bass Pro Group Llc TI B 11 Usd	0.00	6,515	2,793,303	2024-09-25
Government National Mortgage Association 3.5%	0.00	6,508	262,688,591	2043-05-20
Pharmacia Corp	0.00	6,505	2,834,234	2025-12-05
Federal Home Loan Mortgage Corporation 4.5%	0.00	6,496	12,507,416	2047-12-01
Federal Home Loan Mortgage Corporation 3%	0.00	6,479	60,291,390	2043-02-01
Federal Home Loan Mortgage Corporation 3.5%	0.00	6,462	13,102,263	2046-12-01
Allergan Funding SCS 3%	0.00	6,456	12,937,641	2020-03-12
Federal Home Loan Mortgage Corporation 3.5%	0.00	6,439	13,091,963	2045-07-01
International Business Machines Corporation 3.62%	0.00	6,427	12,860,995	2024-02-12
Jd Power & Associates	0.00	6,376	2,807,765	2023-09-07
Government National Mortgage Association 4%	0.00	6,366	12,606,524	2045-11-20
Lions Gate Capital Hold	0.00	6,365	2,817,724	2025-03-24
Harland Clarke Holdings	0.00	6,341	2,941,395	2023-11-03
Federal National Mortgage Association 4%	0.00	6,324	12,781,386	2047-07-01
Federal Home Loan Mortgage Corporation 4%	0.00	6,310	57,039,113	2041-01-01
Federal Home Loan Mortgage Corporation 2.5%	0.00	6,303	13,300,762	2028-11-01
Federal National Mortgage Association 3.5%	0.00	6,302	13,075,404	2046-02-01
Chanex TI 11 Usd Corp	0.00	6,298	2,820,655	2024-05-16
Quicken Loans Inc.	0.00	6,280	11,670,899	—
Republic of Venezuela 8.25%	0.00	6,280	14,591,699	2024-10-13
CSC Holdings, LLC	0.00	6,274	11,404,704	—
Ss C Technologies Inc Term B 5 Loans	0.00	6,272	10,195,972	2025-04-16
Burlington Northern Santa Fe LLC 3.4%	0.00	6,271	13,007,959	2024-09-01
Penske Automotive Group, Inc.	0.00	6,259	11,041,958	—
Federal National Mortgage Association 4%	0.00	6,237	12,789,469	2047-07-01
Goldman Sachs Group, Inc. 3.75%	0.00	6,235	13,183,974	2025-05-22
Democratic Socialist Republic of Sri Lanka 6.2%	0.00	6,208	4,151,706	2027-05-11
JPMorgan Chase & Co. 2.25%	0.00	6,201	13,055,193	2020-01-23
Parexel Intl Corp	0.00	6,199	2,840,658	2024-09-27
United Airlines, Inc. 4.75%	0.00	6,194	57,040,597	2022-07-12
Veritas Us Inc	0.00	6,179	2,896,085	2023-01-27
NBCUniversal Media LLC 4.38%	0.00	6,171	12,612,307	2021-04-01
Mmaf Equip Fin Llc 1.73%	0.00	6,171	58,250,636	2020-05-18
Federal National Mortgage Association 6%	0.00	6,147	52,745,962	2036-06-01
Simon Property Group, L.P. 4.12%	0.00	6,146	12,664,410	2021-12-01
General Motors Financial Company Inc 4.38%	0.00	6,130	12,696,590	2021-09-25
Harbourvest Partners Lp	0.00	6,128	2,816,542	2025-03-03
American International Group, Inc. 3.75%	0.00	6,121	13,287,507	2025-07-10

# Target Date Fund 2020

		Total Stocks 6752	Total Bonds 10626	Total Cash 415
<b>Bond Portfolio Analysis</b> as of 09-30-18				
Security Name	Net Assets %	Market Value \$	Amount \$	Maturity Date
Ares Xlv Clo Ltd 8.44%	0.00	6,098	10,085,538	2030-10-15
Bison Midstream Holdings	0.00	6,085	2,837,799	2025-05-21
Vine Oil & Gas Lp	0.00	6,076	2,813,030	2021-11-25
Apple Inc. 3.45%	0.00	6,074	12,915,372	2024-05-06
European Investment Bank 3.25%	0.00	6,058	12,848,581	2024-01-29
Stars Group Holdings Bv	0.00	6,043	2,795,463	2025-07-10
Outfront Media Capital LLC / Outfront Media Capital Corp	0.00	6,042	10,628,254	—
Government National Mortgage Association 3.5%	0.00	6,038	12,970,980	2046-05-20
Federal National Mortgage Association 3.5%	0.00	6,036	13,074,028	2045-02-01
United States Treasury Bonds 4.5%	0.00	6,027	10,769,396	2038-05-15
Bank of America Corporation 3.09%	0.00	6,025	13,564,285	2025-10-01
Ggp Nimbus Lp	0.00	6,023	2,833,636	2025-05-07
Hyland Software 1st Loan TI 3.25	0.00	6,014	10,894,748	—
Federal Home Loan Mortgage Corporation 3.5%	0.00	6,003	13,091,964	2045-03-01
Banc of America Funding Corporation 2.47%	0.00	6,002	58,382,156	2035-02-20
U.S. Bancorp 2.38%	0.00	6,002	14,265,368	2026-07-22
European Investment Bank 2.88%	0.00	5,993	12,986,742	2021-12-15
Medtronic, Inc. 3.15%	0.00	5,983	13,009,924	2022-03-15
Federal National Mortgage Association 3%	0.00	5,975	13,384,959	2043-05-01
Microsoft Corporation 3.62%	0.00	5,971	12,723,367	2023-12-15
Inter-American Development Bank 2.62%	0.00	5,968	13,040,069	2021-04-19
Avantor Inc TI 1l Usd	0.00	5,966	2,787,395	2024-11-21
BRANCH BANKING & TRUST CO 2.1%	0.00	5,952	13,077,469	2020-01-15
Federal National Mortgage Association 3%	0.00	5,948	13,388,522	2046-11-01
FMS Wertmanagement 2.75%	0.00	5,941	13,100,102	2023-03-06
Envision Healthcare Corp Ems TI B 1l Usd Corp	0.00	5,939	2,822,066	2023-12-01
Federal National Mortgage Association 3.5%	0.00	5,932	13,074,044	2045-06-01
Iheartcommunications Inc TI E 1l Usd	0.00	5,929	3,776,853	2019-07-30
Asian Development Bank 2.25%	0.00	5,928	13,129,157	2021-01-20
Visa Inc 2.2%	0.00	5,919	13,149,133	2020-12-14
Crown Castle International Corp. 5.25%	0.00	5,915	55,423,066	2023-01-15
European Investment Bank 1.25%	0.00	5,913	13,162,957	2019-12-16
Inter-American Development Bank 1.62%	0.00	5,906	13,179,481	2020-05-12
Unitymedia Finance Llc	0.00	5,895	2,817,949	2025-09-30
Alice France Sa	0.00	5,888	2,892,372	2025-07-31
Swedish Export Credit Corporation 2.38%	0.00	5,875	13,248,806	2022-03-09
United States Treasury Bonds 5%	0.00	5,875	10,210,915	2037-05-15
Government National Mortgage Association 3.5%	0.00	5,873	12,983,033	2046-11-20
JPMorgan Chase & Co. 2.97%	0.00	5,866	13,267,006	2023-01-15
Brightview Landscapes	0.00	5,865	2,808,660	2025-08-15
American Airlines, Inc. 4.38%	0.00	5,863	58,478,173	2024-04-01
Kreditanstalt Fur Wiederaufbau 2.38%	0.00	5,855	13,294,715	2022-12-29
PNC Bank, National Association 2.15%	0.00	5,853	13,297,507	2021-04-29
Morgan Stanley 4%	0.00	5,835	12,964,821	2025-07-23
Sabine Pass Liquefaction, LLC 5.62%	0.00	5,834	12,115,367	2025-03-01
8th Avenue Food & Prov 2ln TI 7.75	0.00	5,832	10,903,787	—
Arbys Restaurant Grp TI 3.25	0.00	5,832	10,951,424	—
Government National Mortgage Association 3.5%	0.00	5,829	12,907,748	2041-11-20
Kreditanstalt Fur Wiederaufbau 2.12%	0.00	5,826	13,357,963	2022-06-15
Japan Bank for International Cooperation 2.38%	0.00	5,811	13,395,368	2022-11-16
Province of Alberta 2.2%	0.00	5,797	13,427,006	2022-07-26
Federal Home Loan Mortgage Corporation 6%	0.00	5,776	52,502,359	2033-12-01
Akbank T.A.S. 6.8%	0.00	5,766	4,966,520	2028-04-27
Gates Global Llc	0.00	5,757	2,804,275	2024-04-01
Nexstar Broadcasting TI B 1l Bankdebt	0.00	5,753	2,808,660	2024-01-17



# Target Date Fund 2020

**Total Stocks**  
6752

**Total Bonds**  
10626

**Total Cash**  
415

## Bond Portfolio Analysis as of 09-30-18

Security Name	Net Assets %	Market Value \$	Amount \$	Maturity Date
Welbilt Inc TI B 11 Usd	0.00	5,750	2,809,527	2023-03-03
Republic of Zambia 8.97%	0.00	5,747	5,481,135	2027-07-30
Japan Bank for International Cooperation 1.5%	0.00	5,746	13,547,067	2021-07-21
Salomon Brothers 11%	0.00	5,743	8,983	2011-11-07
CVS Health Corp 3.35%	0.00	5,741	12,948,207	2021-03-09
Government National Mortgage Association 4.5%	0.00	5,736	12,292,529	2039-07-15
Federal National Mortgage Association 2.5%	0.00	5,735	13,381,134	2031-10-01
Central Eur Dis Cp 8%	0.00	5,731	9,444	2016-07-26
Marriott Ownership Resorts Inc	0.00	5,724	10,612,250	—
Government National Mortgage Association 3%	0.00	5,717	59,767,621	2046-05-20
Federal National Mortgage Association 3.5%	0.00	5,707	13,027,078	2043-03-01
Goldman Sachs Group, Inc. 6.75%	0.00	5,706	10,741,548	2037-10-01
Philippines Rep 8.38%	0.00	5,703	9,490	2015-02-16
VFH PARENT LLC / ORCHESTRA CO-ISSUER INC	0.00	5,699	10,410,471	—
Indonesia - Recap Linked Note	0.00	5,699	11,360	2024-11-19
Big River Steel Llc	0.00	5,697	2,781,813	2023-08-23
Bcpe Eagle Buyer Llc TI 11 Usd	0.00	5,689	2,870,293	2024-03-18
Federal National Mortgage Association 4%	0.00	5,684	12,781,969	2048-01-01
Comcast Corporation 4.05%	0.00	5,683	14,571,383	2052-11-01
Government National Mortgage Association 5%	0.00	5,683	54,576,259	2040-04-20
Federal National Mortgage Association 3%	0.00	5,682	13,388,122	2043-09-01
OCP CLO Ltd. 8.12%	0.00	5,661	10,430,214	2030-11-20
Capital One, National Association 2.35%	0.00	5,658	13,066,862	2020-01-31
Granite Acquisition Inc	0.00	5,652	2,801,044	2021-12-17
Federal National Mortgage Association 3.5%	0.00	5,647	13,070,905	2045-01-01
Federal National Mortgage Association 3.5%	0.00	5,647	13,131,319	2049-12-31
Government National Mortgage Association 3.5%	0.00	5,643	12,985,110	2047-03-20
Sabre Gbl Inc	0.00	5,632	2,813,030	2024-02-22
Institutional Shareholde	0.00	5,618	2,816,542	2024-10-16
Government National Mortgage Association 3%	0.00	5,611	72,678,994	2043-09-20
Government National Mortgage Association 4%	0.00	5,603	12,695,428	2048-08-20
Federal Home Loan Mortgage Corporation 3%	0.00	5,585	13,485,467	2046-11-01
Asp Chromafflo Intermediate	0.00	5,571	2,802,547	2023-11-18
Lti Holdings Inc	0.00	5,568	2,809,527	2025-08-14
Bank of Nova Scotia 2.45%	0.00	5,563	13,195,700	2021-03-22
Federal National Mortgage Association 3%	0.00	5,560	13,490,014	2046-10-01
Federal National Mortgage Association 3.5%	0.00	5,558	13,074,028	2046-11-01
Federal Home Loan Mortgage Corporation 5%	0.00	5,555	55,978,573	2023-02-01
Beacon Roofing Supply Inc	0.00	5,547	2,828,322	2025-01-02
Federal National Mortgage Association 4%	0.00	5,543	12,747,631	2048-03-01
Macdermid Inc TI B6 11 Usd	0.00	5,533	2,803,411	2023-06-07
Sunoco Logistics Partners Operations L.P. 3.9%	0.00	5,532	13,620,708	2026-07-15
Nomad Foods Lux Sarl	0.00	5,531	2,833,351	2024-05-15
Federal National Mortgage Association 3.5%	0.00	5,530	13,026,970	2045-02-01
Morgan Stanley 3.88%	0.00	5,516	12,980,584	2024-04-29
Government National Mortgage Association 3%	0.00	5,514	59,768,949	2046-07-20
Federal Home Loan Mortgage Corporation 3%	0.00	5,514	13,385,208	2043-04-01
Barclays PLC 2.75%	0.00	5,510	12,998,301	2019-11-08
Edgewell Personal Care Co 4.7%	0.00	5,510	10,224,690	2021-05-19
Scs Holdings Inc TI 11 Usd	0.00	5,508	2,809,527	2022-10-30
Eldorado Resorts	0.00	5,506	2,808,352	2024-04-17
Equinox Holdings Inc TI 21 Usd	0.00	5,502	2,759,681	2024-09-06
Government National Mortgage Association 3.5%	0.00	5,499	12,977,009	2046-08-20
Pike Corp	0.00	5,497	2,799,764	2025-03-23
Government National Mortgage Association 5%	0.00	5,497	12,338,495	2048-06-20

# Target Date Fund 2020

		<b>Total Stocks</b>	<b>Total Bonds</b>	<b>Total Cash</b>
		6752	10626	415
<b>Bond Portfolio Analysis</b> as of 09-30-18				
Security Name	Net Assets %	Market Value \$	Amount \$	Maturity Date
Rp Crown Parent Llc	0.00	5,492	2,808,939	2023-10-12
Federal National Mortgage Association 3%	0.00	5,490	13,386,997	2043-01-01
Iron Mountain Inc Del Term Loan B	0.00	5,483	10,311,950	2026-01-02
8.29%	0.00	5,475	10,334,661	2030-07-30
Broadcom Corporation/Broadcom Cayman Finance Ltd	0.00	5,474	14,220,657	2028-01-15
3.5%				
Uruguay (Republic of) 4.25%	0.00	5,470	9,896	2031-04-06
Uic Merger Sub Inc	0.00	5,466	2,818,287	2025-08-30
Cooperatieve Rabobank U.A. 3.88%	0.00	5,462	12,824,886	2022-02-08
Sirius XM Holdings Inc 4.62%	0.00	5,444	10,301,114	2023-05-15
Government National Mortgage Association 5%	0.00	5,444	67,027,290	2040-08-20
Federal National Mortgage Association 3%	0.00	5,439	13,487,846	2046-06-01
Federal National Mortgage Association 3%	0.00	5,439	13,479,346	2046-10-01
Federal Home Loan Mortgage Corporation 2.5%	0.00	5,435	13,395,810	2031-11-01
Federal National Mortgage Association 5.5%	0.00	5,421	53,840,554	2040-05-01
Federal National Mortgage Association 3.5%	0.00	5,421	13,104,899	2047-11-01
Federal National Mortgage Association 3.5%	0.00	5,421	13,123,328	2047-11-01
Federal Home Loan Mortgage Corporation 3.5%	0.00	5,413	13,091,975	2045-12-01
Gdi Tl B 1l Usd	0.00	5,410	2,806,312	2024-07-30
Government National Mortgage Association 3%	0.00	5,410	13,308,284	2043-03-20
Match Group Inc	0.00	5,394	2,799,070	2022-11-16
Federal Home Loan Mortgage Corporation 3%	0.00	5,388	13,481,105	2046-06-01
Macdonald Dettwiler & As	0.00	5,387	2,871,521	2024-10-04
Chobani Llc Tl B 1l Usd	0.00	5,370	2,892,372	2023-10-10
Oversea-Chinese Banking Corporation Ltd 2.42%	0.00	5,370	938,259	2019-01-18
Seattle Spinco Inc Tl B3 1l Usd	0.00	5,361	2,829,485	2024-06-21
Federal National Mortgage Association 3.5%	0.00	5,352	13,106,772	2047-04-01
Renaissance Holdings Cor	0.00	5,349	2,834,234	2026-05-29
Mh Sub I Llc Tl 2l Usd	0.00	5,346	2,793,857	2025-09-15
Government National Mortgage Association 3.5%	0.00	5,339	12,921,004	2042-05-20
GlaxoSmithKline Capital plc 2.85%	0.00	5,330	13,142,658	2022-05-08
B.A.T. Capital Corporation 3.56%	0.00	5,329	13,875,573	2027-08-15
Credit Industriel Et Commercial	0.00	5,325	946,101	2019-01-28
Federal Home Loan Mortgage Corporation 3.5%	0.00	5,321	13,059,176	2045-03-01
Nrw Bank	0.00	5,317	947,594	2019-02-21
Swf Holdings Inc	0.00	5,308	2,799,070	2025-06-15
JPMorgan Chase & Co. 8%	0.00	5,304	10,315,396	2027-04-29
AT&T Inc 6%	0.00	5,299	12,068,908	2040-08-15
Federal Home Loan Mortgage Corporation 2.5%	0.00	5,294	13,301,271	2028-08-01
Marketo Inc	0.00	5,293	2,818,653	2025-02-07
Turkiye Vakiflar Bankasi T.A.O. 5.75%	0.00	5,285	4,551,586	2023-01-30
Cequel Communications Holdings I, LLC/Cequel Capital Corporation	0.00	5,274	10,721,378	—
Srs Distribution Inc	0.00	5,273	2,841,974	2025-05-23
Usic Holdings Inc	0.00	5,257	2,804,861	2023-12-08
WALMART INC 3.62%	0.00	5,254	13,806,853	2047-12-15
Endeavor Energy Resources LP and EER Finance Inc.	0.00	5,247	10,843,420	—
Government National Mortgage Association 3.5%	0.00	5,244	12,975,248	2047-09-20
Gentiva Health Services	0.00	5,243	2,788,690	2025-06-21
Federal Home Loan Mortgage Corporation 3%	0.00	5,242	13,481,120	2046-09-01
Annisia Clo Limited 8.35%	0.00	5,225	10,358,522	2031-07-20
Federal Home Loan Mortgage Corporation 3%	0.00	5,224	13,088,807	2030-11-01
Jo-Ann Stores Inc	0.00	5,215	2,855,760	2024-05-21
Federal Home Loan Mortgage Corporation 3.5%	0.00	5,213	13,114,673	2047-04-01
The Interpublic Group of Companies, Inc. 3.75%	0.00	5,212	58,709,663	2023-02-15
Autodata Inc	0.00	5,203	2,809,527	2024-12-13
Kreditanstalt Fur Wiederaufbau 4%	0.00	5,197	12,731,643	2020-01-27

# Target Date Fund 2020

**Total Stocks**  
6752

**Total Bonds**  
10626

**Total Cash**  
415

## Bond Portfolio Analysis as of 09-30-18

Security Name	Net Assets %	Market Value \$	Amount \$	Maturity Date
Government National Mortgage Association 3%	0.00	5,189	59,814,608	2046-09-20
Federal Home Loan Mortgage Corporation 3.5%	0.00	5,185	13,050,169	2046-08-01
Wells Fargo & Company 3%	0.00	5,185	13,884,949	2026-04-22
Federal Home Loan Mortgage Corporation 3%	0.00	5,180	13,048,127	2029-05-01
Federal National Mortgage Association 3%	0.00	5,175	13,489,297	2046-08-01
Federal National Mortgage Association 3.5%	0.00	5,175	13,109,708	2047-07-01
Apple Inc. 3%	0.00	5,160	13,578,629	2027-06-20
Federal National Mortgage Association 3.5%	0.00	5,158	13,027,078	2042-05-01
Government National Mortgage Association 3.5%	0.00	5,157	12,953,452	2043-03-20
Federal National Mortgage Association 3%	0.00	5,148	13,461,665	2046-05-01
Tenet Healthcare Corporation 8.12%	0.00	5,134	9,678,433	2022-04-01
Federal National Mortgage Association 3%	0.00	5,131	13,491,506	2046-11-01
Federal National Mortgage Association 3.5%	0.00	5,131	13,074,028	2045-07-01
United States Treasury Bonds 4.38%	0.00	5,120	10,949,784	2038-02-15
Dbx Bank Ltd.	0.00	5,114	945,695	2019-01-25
Academy Ltd	0.00	5,113	3,638,791	2022-07-01
Surgery Center Holdings Inc	0.00	5,109	2,821,248	2024-09-02
Catalent Pharma Solution	0.00	5,105	2,803,411	2024-05-20
Federal National Mortgage Association 4%	0.00	5,100	12,789,206	2047-09-01
Midwest Physician Admins	0.00	5,083	2,820,063	2025-08-15
Anheuser-Busch InBev Finance Inc. 4.9%	0.00	5,068	12,776,950	2046-02-01
Navistar Inc	0.00	5,063	2,806,033	2024-11-06
Federal National Mortgage Association 4%	0.00	5,055	12,679,324	2044-06-01
Ti Group Automotive Systems Lc TI B 1I Usd	0.00	5,049	2,817,246	2022-06-30
Intercontinental Exchange Inc 4%	0.00	5,048	12,643,107	2023-10-15
Government National Mortgage Association 3.5%	0.00	5,041	12,985,292	2048-07-20
BP Capital Markets plc 3.02%	0.00	5,033	13,733,758	2027-01-16
Weatherford International Ltd Bermuda	0.00	5,029	11,313,037	—
Boyd Gaming Corp	0.00	5,029	2,806,982	2023-09-15
Federal Home Loan Mortgage Corporation 3.5%	0.00	5,015	12,842,092	2033-08-01
Federal National Mortgage Association 5%	0.00	5,014	54,715,693	2035-12-01
Federal National Mortgage Association 3.5%	0.00	5,010	13,074,026	2045-01-01
Bank of America Corporation 3.5%	0.00	5,008	13,365,159	2026-04-19
Federal National Mortgage Association 3.5%	0.00	4,991	58,059,949	2035-02-01
Federal National Mortgage Association 4%	0.00	4,988	12,789,990	2048-09-01
Federal Home Loan Mortgage Corporation 3%	0.00	4,977	13,443,026	2045-06-01
Federal National Mortgage Association 2.88%	0.00	4,964	13,031,701	2023-09-12
Federal National Mortgage Association 4%	0.00	4,964	12,789,989	2048-08-01
Federal National Mortgage Association 2.5%	0.00	4,957	13,054,360	2021-04-13
Goldman Sachs Group, Inc. 5.38%	0.00	4,955	12,535,612	2020-03-15
Kfc Holding Co	0.00	4,952	2,818,287	2025-04-03
Government National Mortgage Association 3%	0.00	4,950	59,743,683	2042-10-15
International Bank for Reconstruction and Development 2.5%	0.00	4,950	13,363,766	2024-11-25
Federal Home Loan Mortgage Corporation 2.38%	0.00	4,949	13,071,992	2021-02-16
Press Ganey Holdings Inc	0.00	4,938	2,806,033	2024-10-21
Wmg Acquisition Corp	0.00	4,929	2,825,403	2023-11-01
Federal Home Loan Mortgage Corporation 1.75%	0.00	4,918	13,157,579	2020-06-29
Federal Home Loan Mortgage Corporation 3.5%	0.00	4,914	13,118,935	2047-11-01
Federal Home Loan Mortgage Corporation 4%	0.00	4,913	12,730,963	2044-01-01
Felix Energy	0.00	4,912	2,848,548	2022-08-09
Federal Home Loan Mortgage Corporation 4%	0.00	4,906	12,754,750	2047-04-01
United States Treasury Notes 1.25%	0.00	4,904	13,195,819	2020-02-29
Government National Mortgage Association 3%	0.00	4,890	13,222,434	2043-06-20
Hps Ln Mgmt 2013-2 FRN 8.95%	0.00	4,886	10,068,733	2029-10-20
Assurant Clo I. Ltd 8.81%	0.00	4,884	10,072,999	2029-10-20

# Target Date Fund 2020

**Total Stocks**  
6752

**Total Bonds**  
10626

**Total Cash**  
415

## Bond Portfolio Analysis as of 09-30-18

Security Name	Net Assets %	Market Value \$	Amount \$	Maturity Date
NBCUniversal Media LLC 5.95%	0.00	4,884	11,253,225	2041-04-01
Dewolf Pk Clo FRN 8.54%	0.00	4,883	10,075,307	2030-10-15
Milos Clo FRN 8.65%	0.00	4,876	10,089,590	2030-10-20
Federal Home Loan Mortgage Corporation 3.5%	0.00	4,871	13,068,382	2045-10-01
Government National Mortgage Association 4%	0.00	4,868	12,643,713	2046-09-20
Federal National Mortgage Association 3%	0.00	4,857	13,370,845	2043-03-01
Federal National Mortgage Association 3.5%	0.00	4,849	13,076,782	2046-02-01
Credit Suisse Group Funding (Guernsey) Limited 4.55%	0.00	4,842	12,859,882	2026-04-17
Federal Home Loan Mortgage Corporation 3%	0.00	4,837	13,386,818	2043-04-01
Government National Mortgage Association 3%	0.00	4,834	59,854,010	2046-08-20
Pfizer Inc. 7.2%	0.00	4,824	9,376,312	2039-03-15
Apple Inc. 3.25%	0.00	4,822	13,219,676	2026-02-23
Federal National Mortgage Association 3%	0.00	4,817	13,069,465	2032-09-01
Federal National Mortgage Association 4%	0.00	4,817	57,448,527	2046-09-01
Bank of America Corporation 4.27%	0.00	4,813	12,937,199	2029-07-23
Wells Fargo Bank, National Association 3.32%	0.00	4,813	12,936,707	2021-07-23
Microsoft Corporation 2.4%	0.00	4,809	14,013,927	2026-08-08
Federal National Mortgage Association 3.5%	0.00	4,795	13,123,355	2048-03-01
Standard Aero Aviation Holdings, Inc. 10%	0.00	4,794	2,617,228	2023-07-15
Petroleos Mexicanos 4.62%	0.00	4,776	13,038,950	2023-09-21
Prestige Brands Inc	0.00	4,775	2,820,853	2024-01-26
Kingpin Intermediate Ho	0.00	4,772	2,804,275	2024-07-03
Anheuser-Busch InBev Finance Inc. 3.3%	0.00	4,764	13,069,756	2023-02-01
Bank of Montreal 2.55%	0.00	4,762	13,405,022	2022-11-06
Lma-Americas Llc	0.00	4,751	950,854	2019-04-01
Carbone CLO, Limited / Carbone CLO LLC 8.25%	0.00	4,750	10,357,994	2031-01-20
Federal Home Loan Mortgage Corporation 3%	0.00	4,742	13,470,153	2046-09-01
Federal National Mortgage Association 3%	0.00	4,742	13,069,466	2032-12-01
Government National Mortgage Association 3%	0.00	4,735	59,850,012	2046-09-20
Mexico (United Mexican States) 4.75%	0.00	4,733	13,523,386	2044-03-08
Federal Home Loan Mortgage Corporation 3.5%	0.00	4,720	13,120,026	2048-07-01
Mexico (United Mexican States) 3.5%	0.00	4,707	12,898,122	2021-01-21
Federal National Mortgage Association 5%	0.00	4,706	54,732,673	2034-10-01
Virtus Investment Partners	0.00	4,701	2,809,527	2024-06-03
Federal Home Loan Mortgage Corporation 2.5%	0.00	4,697	13,395,533	2031-10-01
Export-Import Bank of Korea 5%	0.00	4,693	12,382,976	2022-04-11
Us Anesthesia Partners	0.00	4,687	2,806,033	2024-06-23
Post Clo 2018-1 Ltd 8.16%	0.00	4,683	10,505,776	2031-04-16
Eaton Corporation 2.75%	0.00	4,676	13,314,399	2022-11-02
Citigroup Inc. 2.35%	0.00	4,674	13,323,706	2021-08-02
Cooperatieve Rabobank Ua	0.00	4,654	938,259	2019-04-26
Government National Mortgage Association 4%	0.00	4,648	437,652,442	2037-05-20
Federal Home Loan Mortgage Corporation 4.5%	0.00	4,644	12,505,707	2048-08-01
Apple Inc. 2.75%	0.00	4,622	13,487,366	2025-01-13
Goldman Sachs Group, Inc. 3.27%	0.00	4,599	13,523,376	2025-09-29
Goldman Sachs Group, Inc. 3.81%	0.00	4,598	13,545,929	2029-04-23
Crown Castle Towers LLC 3.22%	0.00	4,596	59,396,155	2042-05-15
Newell Brands Inc. 3.15%	0.00	4,594	13,132,156	2021-04-01
Gyp Holdings Iii Corp	0.00	4,592	2,828,322	2025-06-01
United States Treasury Bonds 5.25%	0.00	4,588	10,824,373	2029-02-15
ILLINOIS ST 5.1%	0.00	4,578	13,463,502	2033-06-01
Federal National Mortgage Association 4.5%	0.00	4,576	12,398,078	2043-11-01
The Mosaic Company 3.75%	0.00	4,576	12,929,770	2021-11-15
Government National Mortgage Association 3%	0.00	4,572	13,275,742	2045-08-20
Citigroup Inc. 3.4%	0.00	4,569	13,595,584	2026-05-01
Federal Home Loan Mortgage Corporation 4%	0.00	4,569	12,761,363	2048-01-01
S&C Technologies Inc	0.00	4,557	2,819,189	2025-04-16
Asian Development Bank 2.5%	0.00	4,555	13,670,826	2027-11-02
Japan Bank for International Cooperation 2.75%	0.00	4,550	13,687,899	2027-11-16
Ontario (Province Of) 4%	0.00	4,550	12,780,134	2019-10-07

# Target Date Fund 2020

**Total Stocks**  
6752

**Total Bonds**  
10626

**Total Cash**  
415

## Bond Portfolio Analysis as of 09-30-18

Security Name	Net Assets %	Market Value \$	Amount \$	Maturity Date
Federal National Mortgage Association 3%	0.00	4,538	13,492,495	2047-02-01
Endp TI B 1l Usd Corp	0.00	4,532	2,803,132	2024-04-29
Mitsubishi UFJ Financial Group, Inc. 3.29%	0.00	4,528	13,750,973	2027-07-25
Government National Mortgage Association 4%	0.00	4,526	12,695,962	2047-10-20
Government National Mortgage Association 4.5%	0.00	4,525	67,756,886	2041-03-20
Federal Home Loan Mortgage Corporation 4%	0.00	4,523	12,782,474	2047-08-01
Federal National Mortgage Association 3.5%	0.00	4,516	13,121,264	2048-01-01
Federal National Mortgage Association 4%	0.00	4,514	12,695,716	2043-12-01
Calpine Corp	0.00	4,499	2,820,655	2024-01-15
Navitas Midstream Midlan	0.00	4,499	2,836,001	2024-12-13
Federal Home Loan Mortgage Corporation 3.5%	0.00	4,489	13,115,711	2047-06-01
Federal National Mortgage Association 3%	0.00	4,483	13,035,859	2029-08-01
Oracle Corporation 5.38%	0.00	4,477	11,351,756	2040-07-15
Iron Mountain Holdings, Inc. 5.38%	0.00	4,476	10,827,105	2026-06-01
Federal Home Loan Mortgage Corporation 4%	0.00	4,476	12,788,915	2048-08-01
Goldman Sachs Group, Inc. 4.25%	0.00	4,476	13,040,435	2025-10-21
Milacron Llc	0.00	4,471	2,820,063	2023-09-28
Federal Home Loan Mortgage Corporation 3.5%	0.00	4,467	13,068,395	2045-10-01
Federal Home Loan Mortgage Corporation 4%	0.00	4,462	12,788,917	2048-09-01
Council of Europe Development Bank 1.88%	0.00	4,459	13,091,645	2020-01-27
Kreditanstalt Fur Wiederaufbau 2.12%	0.00	4,459	13,439,404	2023-01-17
Kreditanstalt Fur Wiederaufbau 2.62%	0.00	4,459	13,091,139	2022-01-25
Federal National Mortgage Association 4%	0.00	4,453	12,789,986	2048-08-01
California Pizza Kitchen	0.00	4,452	2,906,353	2022-08-23
Quikrete Holdings Inc	0.00	4,433	2,814,771	2023-11-15
Sysco Corporation 2.6%	0.00	4,432	13,084,605	2020-10-01
Federal Home Loan Mortgage Corporation 3.5%	0.00	4,428	13,118,934	2047-11-01
Federal National Mortgage Association 4%	0.00	4,424	12,766,218	2046-07-01
Federal National Mortgage Association 4.5%	0.00	4,422	12,517,714	2047-11-01
Federal Home Loan Mortgage Corporation 1.76%	0.00	4,417	13,183,986	2020-06-26
GNMA PASS-THRU M SINGLE FAMILY 3.5%	0.00	4,410	12,957,608	2044-12-20
Federal National Mortgage Association 5%	0.00	4,410	54,607,917	2042-01-01
Petroleos Mexicanos 6.5%	0.00	4,404	13,783,037	2041-06-02
Hoya Midco Llc	0.00	4,389	2,837,799	2024-06-30
Government National Mortgage Association 4.5%	0.00	4,386	12,356,472	2040-05-15
Federal National Mortgage Association 3%	0.00	4,384	13,069,465	2030-10-01
Federal Home Loan Mortgage Corporation 3.5%	0.00	4,378	13,048,284	2045-01-01
Anheuser-Busch InBev Worldwide Inc. 4.44%	0.00	4,361	13,767,824	2048-10-06
Federal National Mortgage Association 4%	0.00	4,361	12,663,961	2043-05-01
Federal National Mortgage Association 3%	0.00	4,355	13,490,013	2046-09-01
Magnetite VIII Ltd/Llc 7.99%	0.00	4,353	10,172,909	2031-04-15
Federal Home Loan Mortgage Corporation 3.5%	0.00	4,340	13,120,614	2047-11-01
Federal National Mortgage Association 3.5%	0.00	4,339	13,120,987	2048-09-01
Federal Home Loan Mortgage Corporation 3.5%	0.00	4,334	13,091,981	2045-09-01
Federal Home Loan Mortgage Corporation 3.5%	0.00	4,326	13,117,256	2047-08-01
Government National Mortgage Association 4%	0.00	4,308	12,590,703	2040-12-20
Federal National Mortgage Association 4%	0.00	4,305	12,788,535	2047-04-01
Alice France Sa	0.00	4,299	2,844,956	2026-01-31
Citigroup Global Markets Holdings, Inc.	0.00	4,296	938,259	2019-03-27
Cooperatieve Rabobank Ua	0.00	4,296	938,259	2019-08-05
Ch Hold Corp	0.00	4,286	2,803,717	2024-02-01
Exxon Mobil Corporation 2.73%	0.00	4,281	13,216,581	2023-03-01
Kar TI B5 1l Usd Corp	0.00	4,280	2,808,352	2023-03-09
Telenet Financing Usd Llc	0.00	4,273	2,832,896	2026-08-15
Federal Home Loan Mortgage Corporation 4.42%	0.00	4,271	57,950,245	2025-03-25
Abbott Laboratories 3.75%	0.00	4,262	12,957,960	2026-11-30
Morgan Stanley 2.5%	0.00	4,262	13,225,032	2021-04-21
Bank of New York Mellon Corporation 3.55%	0.00	4,255	12,805,745	2021-09-23
Federal Home Loan Mortgage Corporation 4%	0.00	4,252	12,786,052	2047-11-01
Federal National Mortgage Association 3.5%	0.00	4,240	13,115,896	2047-08-01

# Target Date Fund 2020

**Total Stocks**  
6752

**Total Bonds**  
10626

**Total Cash**  
415

## Bond Portfolio Analysis as of 09-30-18

Security Name	Net Assets %	Market Value \$	Amount \$	Maturity Date
Federal Home Loan Mortgage Corporation 4%	0.00	4,237	12,741,141	2047-04-01
TIME WARNER INC. 2.95%	0.00	4,233	14,250,186	2026-07-15
Discover Bank 4.2%	0.00	4,232	12,875,746	2023-08-08
Federal National Mortgage Association 5.5%	0.00	4,230	53,800,387	2036-01-01
Ascend Learning Llc Tlb 3.25	0.00	4,227	10,954,921	—
Government National Mortgage Association 5%	0.00	4,222	66,684,100	2040-09-20
Diamond 1 Finance Corporation/Diamond 2 Finance Corporation 4.42%	0.00	4,207	12,729,673	2021-06-15
Federal Home Loan Mortgage Corporation 3%	0.00	4,205	13,481,077	2046-06-01
Federal Home Loan Mortgage Corporation 3.5%	0.00	4,202	13,118,801	2047-11-01
Federal Home Loan Mortgage Corporation 3.5%	0.00	4,190	13,026,569	2042-08-01
Federal Home Loan Mortgage Corporation 3%	0.00	4,179	13,381,981	2043-01-01
Federal National Mortgage Association 3.5%	0.00	4,175	13,042,683	2043-09-01
NBCUniversal Media LLC 4.45%	0.00	4,174	13,539,102	2043-01-15
Federal Home Loan Mortgage Corporation 4%	0.00	4,172	12,710,853	2043-11-01
Federal National Mortgage Association 3%	0.00	4,172	60,227,843	2044-09-01
Federal Home Loan Mortgage Corporation 4%	0.00	4,170	12,776,636	2047-02-01
AVANTOR INC 6%	0.00	4,168	2,781,813	2024-10-01
General Electric Company 2.7%	0.00	4,167	13,390,712	2022-10-09
General Mills, Inc. 3.35%	0.00	4,165	2,799,150	2023-10-17
Apple Inc. 4.65%	0.00	4,159	11,960,698	2046-02-23
AT&T Inc 5.15%	0.00	4,157	13,496,788	2046-11-15
Federal Home Loan Mortgage Corporation 3%	0.00	4,156	13,109,218	2031-05-01
PPL Capital Funding Inc. 3.5%	0.00	4,144	13,053,463	2022-12-01
Federal National Mortgage Association 4%	0.00	4,139	12,754,678	2045-09-01
Oracle Corporation 2.4%	0.00	4,137	13,542,890	2023-09-15
Federal Home Loan Mortgage Corporation 4%	0.00	4,136	12,750,575	2047-11-01
Philippines (Republic Of) 6.38%	0.00	4,132	10,362,845	2034-10-23
Bombardier Inc.	0.00	4,127	10,571,639	—
Vodafone Group plc 5.25%	0.00	4,126	12,870,206	2048-05-30
Federal National Mortgage Association 4%	0.00	4,121	12,789,220	2047-08-01
EQT Corporation 3%	0.00	4,116	13,331,938	2022-10-01
California Resources Crp	0.00	4,111	2,779,537	2022-12-31
Federal Home Loan Mortgage Corporation 3.5%	0.00	4,110	13,118,801	2047-10-01
Federal National Mortgage Association 4.5%	0.00	4,109	12,379,465	2041-02-01
Federal Home Loan Mortgage Corporation 4%	0.00	4,105	12,773,830	2045-11-01
Travelport Finance Luxem	0.00	4,104	2,820,063	2025-03-17
Federal Home Loan Mortgage Corporation 3.5%	0.00	4,103	13,026,370	2043-10-01
CVS Health Corp 5.05%	0.00	4,101	12,633,010	2048-03-25
KKR CLO 14 LTD 8.31%	0.00	4,101	10,198,197	2031-07-15
Government National Mortgage Association 3%	0.00	4,096	59,821,729	2046-07-20
Amwins Group Llc Tl 11 Usd	0.00	4,083	2,810,115	2024-01-25
Charter Communications Operating, LLC/Charter Communications Operating Capi	0.00	4,082	14,032,315	2028-02-15
Government National Mortgage Association 3.5%	0.00	4,072	12,985,068	2047-01-20
Albea Beauty Holdings Sa	0.00	4,071	2,835,431	2024-04-22
West Corp	0.00	4,068	2,830,394	2024-10-10
Federal National Mortgage Association 3.5%	0.00	4,066	13,050,513	2043-10-01
Government National Mortgage Association 3.5%	0.00	4,064	12,964,380	2045-05-20
Shell International Finance B.V. 2.88%	0.00	4,061	13,605,561	2026-05-10
Cyxtera Dc Holdings Inc	0.00	4,061	2,816,542	2024-05-01
Federal National Mortgage Association 1.5%	0.00	4,060	13,146,428	2020-02-28
Toyota Motor Credit Corporation 3.2%	0.00	4,060	13,418,498	2027-01-11
Government National Mortgage Association 5%	0.00	4,056	54,331,882	2039-07-20
Lincoln Finance Ltd. 7.38%	0.00	4,054	2,735,657	2021-04-15
Nfp Corp	0.00	4,053	2,822,885	2024-01-08
Chevron Corporation 2.36%	0.00	4,052	13,407,041	2022-12-05

# Target Date Fund 2020

**Total Stocks**  
6752

**Total Bonds**  
10626

**Total Cash**  
415

## Bond Portfolio Analysis as of 09-30-18

Security Name	Net Assets %	Market Value \$	Amount \$	Maturity Date
Federal National Mortgage Association 3.5%	0.00	4,043	13,120,704	2047-10-01
QUALCOMM Incorporated 2.25%	0.00	4,043	13,092,959	2020-05-20
International Finance Corporation 2.88%	0.00	4,038	13,040,252	2023-07-31
Air Canada	0.00	4,032	2,813,030	2023-10-06
Federal National Mortgage Association 3%	0.00	4,032	13,488,562	2046-07-01
United States Treasury Bonds 4.75%	0.00	4,030	10,521,402	2037-02-15
Government National Mortgage Association 4%	0.00	4,025	12,695,968	2047-02-20
Genworth Holdings Inc	0.00	4,022	2,759,681	2023-03-07
Federal National Mortgage Association 4%	0.00	4,017	12,700,484	2041-01-01
GNMA PASS-THRU M SINGLE FAMILY 4%	0.00	4,017	12,606,525	2044-05-20
Minerals Technologies Inc TI B2 11 Usd	0.00	4,015	2,813,030	2021-05-07
Federal Home Loan Mortgage Corporation 4%	0.00	4,015	12,788,912	2048-08-01
African Development Bank 3%	0.00	4,013	12,995,605	2023-09-20
Toll Brothers Finance Corp. 5.62%	0.00	4,009	9,878,101	2024-01-15
Federal National Mortgage Association 3.5%	0.00	4,004	13,027,079	2042-06-01
Altra Industrial Motion	0.00	4,001	2,815,670	2025-09-26
Goldman Sachs Group, Inc. 4.08%	0.00	4,001	2,733,864	2021-02-25
Government National Mortgage Association 3%	0.00	4,001	13,294,054	2045-10-20
WALMART INC 3.7%	0.00	3,998	12,918,108	2028-06-26
Government National Mortgage Association 3%	0.00	3,992	59,529,401	2043-05-15
Mexico (United Mexican States) 5.75%	0.00	3,991	12,838,025	—
Government National Mortgage Association 3.5%	0.00	3,990	12,960,946	2045-06-20
CVS Health Corp 3.88%	0.00	3,988	13,112,528	2025-07-20
OCTAGON INVESTMENT PARTNERS 27 8.29%	0.00	3,980	10,199,813	2030-07-15
Federal National Mortgage Association 3.5%	0.00	3,979	13,026,394	2042-06-01
Morgan Stanley 4.1%	0.00	3,976	12,842,096	2023-05-22
Federal Home Loan Mortgage Corporation 3.5%	0.00	3,973	13,010,066	2042-08-01
Government National Mortgage Association 4.5%	0.00	3,972	12,491,055	2048-03-20
Federal National Mortgage Association 3.5%	0.00	3,968	58,577,202	2043-08-01
Dell International Llc	0.00	3,966	2,814,434	2023-09-07
Westlake Chemical Corporation 3.6%	0.00	3,966	13,739,832	2026-08-15
Federal National Mortgage Association 3.5%	0.00	3,958	13,074,039	2045-10-01
HSBC Holdings plc 4.3%	0.00	3,958	12,977,959	2026-03-08
Government National Mortgage Association 4%	0.00	3,957	268,370,324	2043-02-20
Microsoft Corporation 4.88%	0.00	3,957	11,455,803	2043-12-15
Vistra Operations Co Llc	0.00	3,954	2,814,294	2023-12-14
Government National Mortgage Association 3%	0.00	3,951	59,816,126	2046-05-20
Tennessee Valley Authority 2.88%	0.00	3,942	13,127,366	2024-09-15
Federal National Mortgage Association 3.5%	0.00	3,939	58,700,214	2043-07-01
Federal Home Loan Mortgage Corporation 4.5%	0.00	3,939	12,511,170	2047-04-01
MVW Owner Trust 2.15%	0.00	3,928	58,904,703	2030-04-22
Federal National Mortgage Association 3.5%	0.00	3,924	13,104,206	2047-05-01
Federal National Mortgage Association 4.5%	0.00	3,917	12,521,813	2048-07-01
Government National Mortgage Association 4%	0.00	3,913	12,624,198	2041-10-15
Federal National Mortgage Association 3.5%	0.00	3,907	13,082,571	2045-11-01
Federal National Mortgage Association 3.5%	0.00	3,904	13,074,042	2045-05-01
Focus Financial Partners Llc	0.00	3,894	2,806,032	2024-07-03
Federal National Mortgage Association 3.5%	0.00	3,893	12,849,270	2033-08-01
Medtronic, Inc. 4.62%	0.00	3,893	12,200,178	2045-03-15
Microsoft Corporation 4.5%	0.00	3,880	12,000,503	2040-10-01
Consolidated Energy Finance S.A. 6.08%	0.00	3,876	2,820,063	2022-06-15
Berry Plastics Group Inc	0.00	3,876	2,814,968	2022-10-01
Hungary (Republic Of) 5.38%	0.00	3,870	12,066,788	2024-03-25
Government National Mortgage Association 4.5%	0.00	3,870	55,410,128	2039-11-20
United States Treasury Bonds 6.12%	0.00	3,865	10,082,073	2029-08-15
Federal National Mortgage Association 3%	0.00	3,861	13,373,596	2042-10-01
Federal National Mortgage Association 4%	0.00	3,858	12,695,464	2043-12-01
Federal Home Loan Mortgage Corporation 3.5%	0.00	3,853	13,102,307	2047-08-01
Government National Mortgage Association 4.5%	0.00	3,847	12,295,182	2039-06-15
Federal Home Loan Mortgage Corporation 3.5%	0.00	3,845	13,075,507	2044-12-01

# Target Date Fund 2020

**Total Stocks**  
6752

**Total Bonds**  
10626

**Total Cash**  
415

## Bond Portfolio Analysis as of 09-30-18

Security Name	Net Assets %	Market Value \$	Amount \$	Maturity Date
Hsi Tl 2l Usd	0.00	3,843	2,788,001	2025-07-07
Federal Home Loan Mortgage Corporation 3%	0.00	3,843	13,109,749	2032-09-01
Federal National Mortgage Association 4.5%	0.00	3,842	12,521,632	2048-08-01
TransDigm, Inc.	0.00	3,833	10,655,136	—
Federal Home Loan Mortgage Corporation 3.5%	0.00	3,824	13,083,770	2045-12-01
MERITAGE HOMES CORP	0.00	3,819	9,871,937	—
Ukraine (Republic of) 1.85%	0.00	3,817	13,138,705	2020-05-29
Federal National Mortgage Association 3.5%	0.00	3,816	13,027,015	2042-02-01
Anheuser-Busch InBev Worldwide Inc. 4.38%	0.00	3,813	13,427,745	2038-04-15
Federal Home Loan Mortgage Corporation 6.25%	0.00	3,813	9,800,856	2032-07-15
Bausch Health Companies Inc 7%	0.00	3,809	2,669,882	2024-03-15
CVS Health Corp 4.78%	0.00	3,807	12,983,801	2038-03-25
Berkshire Hathaway Energy Company 2.38%	0.00	3,805	13,133,747	2021-01-15
Federal Home Loan Mortgage Corporation 3.5%	0.00	3,804	13,026,437	2044-08-01
JELD-WEN, Inc. 4.88%	0.00	3,802	11,192,468	2027-12-15
Federal Home Loan Mortgage Corporation 4%	0.00	3,795	12,708,364	2044-03-01
Medplast Holdings Inc	0.00	3,789	2,786,954	2025-07-02
Istar Financial Inc	0.00	3,787	2,820,063	2021-10-01
Cytera Dc Holdings Inc	0.00	3,784	2,822,405	2025-05-01
Broadcom Corporation/Broadcom Cayman Finance Ltd 3.88%	0.00	3,783	75,441,463	2027-01-15
Federal National Mortgage Association 3%	0.00	3,777	13,069,464	2033-01-01
Government National Mortgage Association 3.5%	0.00	3,777	12,944,937	2045-11-20
Federal Home Loan Mortgage Corporation 3%	0.00	3,772	13,032,754	2028-09-01
Marathon Oil Corporation 3.85%	0.00	3,769	13,218,308	2025-06-01
Westpac Banking Corporation 2%	0.00	3,764	13,440,183	2021-08-19
Federal National Mortgage Association 2.5%	0.00	3,760	13,381,132	2031-03-01
Federal Home Loan Mortgage Corporation 3%	0.00	3,759	13,481,116	2046-10-01
Irb Holding Corp	0.00	3,758	2,818,287	2025-02-05
Federal National Mortgage Association 5.5%	0.00	3,748	53,823,995	2038-02-01
Federal National Mortgage Association 4%	0.00	3,746	12,789,534	2047-09-01
Federal National Mortgage Association 3%	0.00	3,742	13,035,949	2030-11-01
Federal Home Loan Mortgage Corporation 2.9%	0.00	3,737	12,983,272	2021-08-27
Federal National Mortgage Association 2.75%	0.00	3,737	12,984,300	2021-06-22
Federal National Mortgage Association 4%	0.00	3,732	12,696,430	2044-02-01
Federal National Mortgage Association 3.5%	0.00	3,730	13,026,778	2043-08-01
Applied Systems Inc	0.00	3,730	2,776,664	2025-09-19
MEG Energy Corporation 6.5%	0.00	3,727	2,855,760	2025-01-15
Federal Home Loan Mortgage Corporation 3.5%	0.00	3,727	13,118,293	2047-10-01
Government National Mortgage Association 4%	0.00	3,727	12,635,864	2043-08-20
JPMorgan Chase & Co. 4.5%	0.00	3,725	12,534,621	2022-01-24
Global Brass And Copper	0.00	3,724	2,809,527	2025-05-29
Federal Home Loan Mortgage Corporation 4%	0.00	3,721	12,788,790	2048-07-01
NUTRIEN LTD 3.15%	0.00	3,721	13,288,342	2022-10-01
Rockwell Collins Incorporated 3.5%	0.00	3,720	13,599,433	2027-03-15
Federal National Mortgage Association 2.5%	0.00	3,715	13,381,134	2031-10-01
Goldman Sachs Group, Inc. 3.85%	0.00	3,705	13,318,627	2027-01-26
Federal National Mortgage Association 4%	0.00	3,703	12,782,169	2048-08-01
Federal National Mortgage Association 5%	0.00	3,701	54,731,513	2033-07-01
General Electric Company 4.38%	0.00	3,693	12,647,976	2020-09-16
Honeywell International Inc. 2.5%	0.00	3,690	13,961,262	2026-11-01
Charter Communications Operating, LLC/Charter Communications Operating Capi	0.00	3,689	12,020,279	2045-10-23
Weatherford International LLC	0.00	3,684	10,705,543	—
Midwest Physician Admins	0.00	3,682	2,849,757	2024-08-15
Shell International Finance B.V. 2.5%	0.00	3,679	14,005,498	2026-09-12
Federal National Mortgage Association 3.5%	0.00	3,676	13,027,091	2042-01-01



# Target Date Fund 2020

**Total Stocks**  
6752

**Total Bonds**  
10626

**Total Cash**  
415

## Bond Portfolio Analysis as of 09-30-18

Security Name	Net Assets %	Market Value \$	Amount \$	Maturity Date
Federal National Mortgage Association 4.5%	0.00	3,674	12,521,839	2048-06-01
Comcast Corporation 3.38%	0.00	3,674	73,555,255	2025-08-15
Bank of America Corporation 4.12%	0.00	3,672	12,718,500	2024-01-22
Federal Home Loan Mortgage Corporation 3.5%	0.00	3,672	13,117,779	2047-09-01
Brookfield Wec Holdings	0.00	3,665	2,774,969	2026-08-03
Bausch Health Companies Inc 6.5%	0.00	3,663	9,806,859	2022-03-15
Trimas Corporation	0.00	3,660	11,158,686	—
Federal National Mortgage Association 2.5%	0.00	3,652	13,330,086	2030-12-01
Morgan Stanley 2.62%	0.00	3,650	13,289,590	2021-11-17
Mnd Holdings Iii Corp	0.00	3,650	2,802,547	2024-06-19
CVS Health Corp 3.05%	0.00	3,643	2,801,158	2021-03-09
Verizon Communications Inc. 4.67%	0.00	3,640	13,744,744	2055-03-15
Federal National Mortgage Association 3%	0.00	3,637	13,251,479	2036-11-01
State Street Corporation 3.7%	0.00	3,637	12,839,133	2023-11-20
Asp Chromafflo Intermediate	0.00	3,637	2,830,678	2024-11-18
TCI Communications, Inc. 7.88%	0.00	3,634	10,625,237	2026-02-15
Charter Communications Operating, LLC/Charter Communications Operating Capi	0.00	3,630	11,706,986	2055-10-23
Rio Tinto Finance (USA) Limited 3.75%	0.00	3,630	12,868,184	2025-06-15
Federal National Mortgage Association 3%	0.00	3,626	13,003,363	2027-11-01
Federal National Mortgage Association 3%	0.00	3,622	13,003,439	2028-01-01
Federal Home Loan Mortgage Corporation 4.5%	0.00	3,619	12,401,408	2040-04-01
Kosmos Energy Ltd 7.88%	0.00	3,619	2,774,970	2021-08-01
Federal Home Loan Mortgage Corporation 3%	0.00	3,615	13,109,522	2032-11-01
Federal National Mortgage Association 3%	0.00	3,608	13,035,948	2030-11-01
Federal Home Loan Mortgage Corporation 4%	0.00	3,606	12,685,182	2042-06-01
Kreditanstalt Fur Wiederaufbau 2.75%	0.00	3,604	12,956,882	2020-07-15
Federal National Mortgage Association 4.5%	0.00	3,599	12,516,721	2047-07-01
Federal Home Loan Mortgage Corporation 4.5%	0.00	3,597	12,419,250	2039-09-01
Republic of Panama 3.75%	0.00	3,597	12,979,879	2025-03-16
Government National Mortgage Association 3%	0.00	3,591	13,284,599	2043-01-20
Federal National Mortgage Association 3%	0.00	3,588	13,035,815	2029-05-01
Raytheon Company 4.4%	0.00	3,584	12,681,871	2020-02-15
Federal Home Loan Mortgage Corporation 1.25%	0.00	3,581	13,102,135	2019-10-02
Citigroup Global Markets Holdings, Inc.1	0.00	3,580	938,259	2019-01-18
Chg Healthcare Services Inc	0.00	3,578	2,804,275	2023-06-07
BP Capital Markets plc 3.51%	0.00	3,574	13,065,584	2025-03-17
Federal Home Loan Mortgage Corporation 3%	0.00	3,574	13,470,212	2046-10-01
Thermon Holding Corp	0.00	3,574	2,806,033	2024-10-30
Federal Home Loan Mortgage Corporation 4%	0.00	3,570	12,682,867	2043-10-01
Citigroup Inc. 2.65%	0.00	3,568	13,091,795	2020-10-26
Federal Home Loan Mortgage Corporation 4.5%	0.00	3,568	12,511,301	2048-06-01
Barclays PLC 3.25%	0.00	3,565	13,098,151	2021-01-12
Equinor ASA 3.7%	0.00	3,565	12,814,058	2024-03-01
John Deere Capital Corporation 2.55%	0.00	3,565	13,100,090	2021-01-08
Mizuho Financial Group Inc. 2.6%	0.00	3,564	13,541,476	2022-09-11
Asian Development Bank 2.75%	0.00	3,562	13,109,115	2023-03-17
International Bank for Reconstruction and Development 2.12%	0.00	3,557	13,127,026	2020-11-01
Innovative Xcessories & Ser	0.00	3,556	2,823,592	2022-11-29
General Motors Financial Company Inc 4.2%	0.00	3,556	12,762,626	2021-03-01
Blue Nile Inc	0.00	3,555	2,827,131	2023-02-17
Toronto-Dominion Bank (The)	0.00	3,554	945,127	2019-01-18
Intel Corporation 3.73%	0.00	3,552	13,866,103	2047-12-08
Mitsubishi Ufj Trust & Banking Corp.	0.00	3,552	945,617	2019-01-22
Federal National Mortgage Association 2%	0.00	3,548	13,488,506	2030-03-01
Australia & New Zealand Banking Group Ltd.	0.00	3,547	947,006	2019-02-11

# Target Date Fund 2020

		Total Stocks 6752	Total Bonds 10626	Total Cash 415
<b>Bond Portfolio Analysis</b> as of 09-30-18				
Security Name	Net Assets %	Market Value \$	Amount \$	Maturity Date
Kreditanstalt Fur Wiederaufbau 1.5%	0.00	3,538	13,198,355	2020-04-20
Government National Mortgage Association 4%	0.00	3,535	12,668,355	2047-03-20
Crown Americas LLC / Crown Americas Capital Corp. IV 4.5%	0.00	3,535	10,158,499	2023-01-15
European Investment Bank 2%	0.00	3,531	13,222,869	2021-03-15
Federal Home Loan Mortgage Corporation 2.5%	0.00	3,526	13,395,222	2031-10-01
Federal Home Loan Mortgage Corporation 2%	0.00	3,521	13,432,128	2028-05-01
Government National Mortgage Association 3%	0.00	3,512	13,277,109	2043-03-15
Wec Energy Group Incorporation 2.45%	0.00	3,511	13,082,662	2020-06-15
Federal National Mortgage Association 3%	0.00	3,508	13,003,399	2027-06-01
Eldorado Resorts Inc 7%	0.00	3,503	9,690,388	2023-08-01
Sumitomo Mitsui Financial Group Inc 2.44%	0.00	3,498	13,353,727	2021-10-19
Federal National Mortgage Association 3.5%	0.00	3,494	13,123,354	2048-01-01
Federal National Mortgage Association 4.5%	0.00	3,486	12,521,834	2048-04-01
United Technologies Corporation 4.5%	0.00	3,482	13,070,406	2042-06-01
Federal National Mortgage Association 1.5%	0.00	3,475	13,222,540	2020-07-30
Federal Home Loan Mortgage Corporation 4%	0.00	3,471	12,758,202	2044-12-01
Federal National Mortgage Association 3.5%	0.00	3,471	13,095,943	2047-01-01
Apple Inc. 2.1%	0.00	3,462	13,489,846	2022-09-12
European Investment Bank 2%	0.00	3,460	13,495,102	2022-12-15
Hewlett Packard Enterprise Company 4.9%	0.00	3,455	12,570,344	2025-10-15
Bank of America Corporation 2.62%	0.00	3,451	13,079,599	2020-10-19
United Health Group Incorporated 3.75%	0.00	3,450	12,860,448	2025-07-15
Federal National Mortgage Association 4.5%	0.00	3,446	12,517,717	2047-10-01
Federal National Mortgage Association 3.5%	0.00	3,445	13,104,907	2047-12-01
Kellogg Company 4%	0.00	3,445	12,722,966	2020-12-15
United States Treasury Bonds 6%	0.00	3,445	10,797,873	2026-02-15
Landwirtschaftliche Rentenbank 2.38%	0.00	3,444	13,559,435	2025-06-10
United Parcel Service, Inc. 2.05%	0.00	3,444	13,269,685	2021-04-01
Southern Company 2.95%	0.00	3,442	13,451,413	2023-07-01
Vodafone Group plc 3.75%	0.00	3,442	13,069,703	2024-01-16
Cisco Systems, Inc. 2.2%	0.00	3,440	13,575,992	2023-09-20
Microsoft Corporation 4.45%	0.00	3,440	12,066,486	2045-11-03
Federal National Mortgage Association 6.62%	0.00	3,438	9,806,451	2030-11-15
Federal National Mortgage Association 4.5%	0.00	3,437	12,515,702	2047-05-01
Government National Mortgage Association 3%	0.00	3,432	13,286,991	2045-04-20
American Express Company 2.5%	0.00	3,429	13,479,446	2022-08-01
Federal National Mortgage Association 4%	0.00	3,426	12,710,125	2043-08-01
Crown Castle International Corp. 3.2%	0.00	3,423	13,597,834	2024-09-01
Mitsubishi Ufj Trust & Banking Corp.	0.00	3,419	944,481	2019-01-07
U.S. Bancorp 3.1%	0.00	3,418	13,665,714	2026-04-27
Bank of America Corporation 7.75%	0.00	3,415	9,573,185	2038-05-14
Government National Mortgage Association 3.5%	0.00	3,414	12,975,279	2045-08-20
Government National Mortgage Association 4.5%	0.00	3,411	12,491,055	2047-11-20
Government National Mortgage Association 4%	0.00	3,410	12,681,325	2047-04-20
Continental Resources, Inc. 4.38%	0.00	3,407	13,018,918	2028-01-15
Federal Home Loan Mortgage Corporation 3%	0.00	3,402	13,388,567	2043-01-01
GNMA PASS-THRU M SINGLE FAMILY 3.5%	0.00	3,398	12,947,607	2044-09-20
Federal National Mortgage Association 5%	0.00	3,393	66,865,826	2035-11-01
Government National Mortgage Association 4%	0.00	3,392	12,695,966	2047-11-20
Federal Home Loan Mortgage Corporation 3.5%	0.00	3,383	13,026,526	2042-04-01
Federal National Mortgage Association 3.5%	0.00	3,370	58,647,901	2043-04-01
Kreditanstalt Fur Wiederaufbau 1.75%	0.00	3,369	13,056,220	2019-10-15
Government National Mortgage Association 4.5%	0.00	3,367	12,491,055	2048-09-20
Federal Farm Credit Banks 2.55%	0.00	3,366	12,973,763	2020-05-15
Federal Home Loan Mortgage Corporation 4.5%	0.00	3,360	12,384,756	2041-08-01

# Target Date Fund 2020

**Total Stocks**  
6752

**Total Bonds**  
10626

**Total Cash**  
415

## Bond Portfolio Analysis as of 09-30-18

Security Name	Net Assets %	Market Value \$	Amount \$	Maturity Date
Marriott Ownership Resorts	0.00	3,358	2,799,070	2025-08-29
PNC Financial Services Group Inc 3.9%	0.00	3,357	12,986,440	2024-04-29
Kraft Heinz Foods Company 3.16%	0.00	3,348	2,805,868	2022-08-10
AbbVie Inc. 4.4%	0.00	3,343	13,955,763	2042-11-06
Wash Multifamily Laundry Sys TI B Usd Corp	0.00	3,340	2,806,033	2022-05-16
TransCanada Pipelines Limited 4.88%	0.00	3,339	12,353,143	2026-01-15
Federal National Mortgage Association 7.25%	0.00	3,331	9,447,317	2030-05-15
Federal Home Loan Mortgage Corporation 4%	0.00	3,329	12,733,903	2044-11-01
Federal National Mortgage Association 3%	0.00	3,327	13,443,570	2045-07-01
Federal National Mortgage Association 1%	0.00	3,321	13,151,872	2019-10-24
Cenovus Energy Inc 6.75%	0.00	3,311	11,458,060	2039-11-15
Government National Mortgage Association 3%	0.00	3,301	13,291,224	2045-07-20
Autokiniton Us Holdings	0.00	3,294	2,795,601	2025-05-22
Federal National Mortgage Association 4%	0.00	3,292	12,771,284	2047-01-01
Federal Home Loan Mortgage Corporation 3.5%	0.00	3,283	13,026,553	2043-05-01
Federal National Mortgage Association 4%	0.00	3,282	12,766,902	2044-04-01
Ortho-Clinical Diagnostics	0.00	3,282	2,810,927	2025-06-30
Government National Mortgage Association 3%	0.00	3,281	13,325,779	2047-04-20
Federal National Mortgage Association 3%	0.00	3,277	13,455,473	2046-08-01
Australia and New Zealand Banking Group Limited 2.7%	0.00	3,273	13,077,114	2020-11-16
American Axle & Manufacturing Inc TI B 11 Usd	0.00	3,273	2,821,474	2024-04-06
Constellation Brands, Inc. 3.6%	0.00	3,269	13,809,424	2028-02-15
Federal National Mortgage Association 4%	0.00	3,269	12,741,670	2047-03-01
Federal Home Loan Mortgage Corporation 4%	0.00	3,265	12,684,528	2042-06-01
Federal Home Loan Mortgage Corporation 3.5%	0.00	3,264	13,119,358	2048-03-01
National Australia Bank Limited New York Branch 2.5%	0.00	3,264	14,306,818	2026-07-12
Synchrony Financial 3.7%	0.00	3,264	14,306,403	2026-08-04
Federal National Mortgage Association 3.5%	0.00	3,263	13,075,404	2046-02-01
Federal Home Loan Mortgage Corporation 3.5%	0.00	3,258	13,128,788	2049-12-31
Oneok Inc. 4.55%	0.00	3,258	12,857,455	2028-07-15
Federal Home Loan Mortgage Corporation 3%	0.00	3,255	13,494,382	2048-02-01
Federal Home Loan Mortgage Corporation 4%	0.00	3,250	12,780,514	2047-06-01
Federal Home Loan Mortgage Corporation 4.5%	0.00	3,248	12,385,916	2039-10-01
Federal National Mortgage Association 5.5%	0.00	3,242	57,776,740	2022-09-01
Federal National Mortgage Association 4.5%	0.00	3,233	12,514,962	2047-04-01
Federal National Mortgage Association 3%	0.00	3,232	13,069,466	2032-02-01
Emg Utica Llc	0.00	3,232	2,807,206	2020-03-27
Government National Mortgage Association 5%	0.00	3,230	12,166,062	2039-02-15
The Kroger Co. 2.65%	0.00	3,225	14,482,027	2026-10-15
Promontoria Holding 264 6.25%	0.00	3,224	2,428,163	2023-08-15
Federal National Mortgage Association 3.5%	0.00	3,221	13,073,988	2044-11-01
Federal National Mortgage Association 4%	0.00	3,220	12,779,465	2046-02-01
Federal Home Loan Mortgage Corporation 3.5%	0.00	3,219	13,042,803	2044-09-01
Federal Home Loan Mortgage Corporation 2.5%	0.00	3,215	13,394,950	2031-05-01
William Morris Endeavor En	0.00	3,214	2,827,131	2025-05-18
Federal National Mortgage Association 3.5%	0.00	3,214	13,123,325	2048-02-01
Federal Home Loan Mortgage Corporation 3.5%	0.00	3,208	13,103,936	2046-06-01
Government National Mortgage Association 4%	0.00	3,203	12,682,965	2045-08-20
Westpac Banking Corporation 2.15%	0.00	3,199	13,089,257	2020-03-06
Ally Financial Inc.	0.00	3,195	10,923,570	—
Amazon.com, Inc. 2.6%	0.00	3,177	12,959,492	2019-12-05
Government National Mortgage Association 4%	0.00	3,166	12,651,937	2047-06-20
Federal Home Loan Banks 1.38%	0.00	3,163	13,295,947	2020-09-28
SBA Communications Corporation	0.00	3,157	10,726,201	—
Federal National Mortgage Association 3.5%	0.00	3,152	13,012,833	2044-09-01
Government National Mortgage Association 4%	0.00	3,150	12,643,430	2042-05-20
Wr Grace & Co-Conn	0.00	3,142	2,811,263	2025-02-23
Intel Corporation 3.7%	0.00	3,141	12,835,573	2025-07-29
Government National Mortgage Association 3%	0.00	3,139	13,222,424	2043-01-20
BlackRock, Inc. 3.2%	0.00	3,135	13,407,876	2027-03-15

# Target Date Fund 2020

**Total Stocks**  
6752

**Total Bonds**  
10626

**Total Cash**  
415

## Bond Portfolio Analysis as of 09-30-18

Security Name	Net Assets %	Market Value \$	Amount \$	Maturity Date
Altera Corporation 4.1%	0.00	3,133	12,508,419	2023-11-15
Federal National Mortgage Association 3.5%	0.00	3,123	13,020,554	2045-12-01
Government National Mortgage Association 2.5%	0.00	3,122	13,767,734	2046-11-20
Federal Home Loan Mortgage Corporation 3%	0.00	3,117	13,481,107	2046-12-01
B.A.T. Capital Corporation 4.54%	0.00	3,110	14,027,200	2047-08-15
Government National Mortgage Association 5%	0.00	3,105	12,137,125	2041-06-20
Fitness & Sports Clubs Lic	0.00	3,104	2,815,839	2025-04-18
AbbVie Inc. 2.9%	0.00	3,101	13,300,584	2022-11-06
Chevron Corporation 2.95%	0.00	3,101	13,531,104	2026-05-16
Petroleos Mexicanos 6.38%	0.00	3,101	13,954,211	2045-01-23
Federal National Mortgage Association 2%	0.00	3,100	13,305,710	2022-01-05
Federal National Mortgage Association 3.5%	0.00	3,099	13,073,992	2045-01-01
AT&T Inc 3.4%	0.00	3,091	13,572,124	2025-05-15
Anheuser-Busch InBev Finance Inc. 4.7%	0.00	3,083	12,904,284	2036-02-01
Republic of Venezuela 9.25%	0.00	3,081	14,757,688	2028-05-07
Federal National Mortgage Association 3%	0.00	3,079	60,112,656	2042-10-01
Ford Motor Credit Company LLC 3.16%	0.00	3,078	13,049,390	2020-08-04
Federal National Mortgage Association 4%	0.00	3,077	12,778,898	2046-01-01
Federal National Mortgage Association 4.5%	0.00	3,077	12,417,221	2042-01-01
Federal National Mortgage Association 4%	0.00	3,062	12,787,519	2047-03-01
Federal National Mortgage Association 4%	0.00	3,057	12,700,466	2042-02-01
Government National Mortgage Association 4%	0.00	3,056	12,606,709	2044-03-20
The Dow Chemical Company 3%	0.00	3,053	13,256,429	2022-11-15
AT&T Inc 6.38%	0.00	3,048	11,726,969	2041-03-01
ConocoPhillips 6.5%	0.00	3,048	9,953,671	2039-02-01
Oracle Corporation 3.25%	0.00	3,043	13,429,056	2027-11-15
Kraft Heinz Foods Company 3%	0.00	3,040	14,155,921	2026-06-01
Federal National Mortgage Association 3%	0.00	3,033	60,238,219	2043-03-01
Federal Home Loan Mortgage Corporation 3.5%	0.00	3,029	13,098,479	2046-07-01
Intelsat Jackson Hldg	0.00	3,023	2,687,361	2024-01-02
Government National Mortgage Association 5%	0.00	3,022	12,153,484	2041-09-20
Telefonica Emisiones S.A.U. 7.04%	0.00	3,017	10,710,887	2036-06-20
Citigroup Inc. 4.4%	0.00	3,012	12,919,439	2025-06-10
Federal National Mortgage Association 3%	0.00	3,004	13,489,293	2046-09-01
Federal National Mortgage Association 3.5%	0.00	3,004	13,027,075	2042-01-01
The Republic of Peru 5.62%	0.00	3,004	10,885,931	2050-11-18
The TJX Companies Inc. 2.25%	0.00	3,000	14,268,660	2026-09-15
Federal National Mortgage Association 3.5%	0.00	2,997	13,026,440	2043-07-01
Lockheed Martin Corporation 3.55%	0.00	2,994	13,074,886	2026-01-15
Inter-American Development Bank 3%	0.00	2,993	13,004,716	2024-02-21
Federal Home Loan Mortgage Corporation 4.5%	0.00	2,992	55,688,788	2039-10-01
KeyCorp 2.9%	0.00	2,991	13,010,292	2020-09-15
Ccm Merger Inc	0.00	2,984	2,807,430	2021-08-06
GE Capital International Funding Company Unlimited Company 3.37%	0.00	2,982	13,573,524	2025-11-15
Federal Home Loan Mortgage Corporation 4%	0.00	2,981	12,623,877	2026-09-01
Motorola Solutions Inc 4%	0.00	2,976	13,182,169	2024-09-01
Canadian National Railway Company 2.75%	0.00	2,975	13,735,147	2026-03-01
General Electric Company 6.88%	0.00	2,975	10,345,418	2039-01-10
European Investment Bank 2.38%	0.00	2,967	13,120,016	2021-05-13
Royal Bank of Canada 2.5%	0.00	2,963	13,135,990	2021-01-19
Caraustar Industries Inc	0.00	2,962	2,798,070	2022-03-14
Concentra Inc	0.00	2,959	2,803,717	2022-06-01
United Health Group Incorporated 3.45%	0.00	2,949	13,200,297	2027-01-15
Federal Home Loan Mortgage Corporation 4.5%	0.00	2,945	12,511,615	2048-07-01
Thermo Fisher Scientific Inc 4.15%	0.00	2,945	12,685,535	2024-02-01

# Target Date Fund 2020

**Total Stocks**  
6752

**Total Bonds**  
10626

**Total Cash**  
415

## Bond Portfolio Analysis as of 09-30-18

Security Name	Net Assets %	Market Value \$	Amount \$	Maturity Date
Federal Home Loan Mortgage Corporation 6.75%	0.00	2,944	9,647,398	2031-03-15
Ford Motor Credit Company LLC 3.66%	0.00	2,942	13,817,610	2024-09-08
Federal National Mortgage Association 3%	0.00	2,940	13,069,470	2032-04-01
Federal National Mortgage Association 4%	0.00	2,937	12,747,631	2048-05-01
Federal Home Loan Mortgage Corporation 3%	0.00	2,934	13,389,260	2043-07-01
Cyanco Intermediate Corp	0.00	2,932	2,803,411	2025-03-16
Government National Mortgage Association 3.5%	0.00	2,932	12,945,744	2047-07-20
Government National Mortgage Association 3.5%	0.00	2,932	12,988,061	2045-05-20
Federal Home Loan Mortgage Corporation 3.5%	0.00	2,931	13,026,524	2044-02-01
The Home Depot, Inc. 5.95%	0.00	2,931	10,379,256	2041-04-01
Federal National Mortgage Association 3%	0.00	2,929	13,489,280	2046-08-01
Orange S.A. 9%	0.00	2,929	9,104,399	2031-03-01
Federal National Mortgage Association 4%	0.00	2,928	12,781,062	2047-06-01
Federal National Mortgage Association 3.5%	0.00	2,923	13,027,068	2042-07-01
Federal Home Loan Mortgage Corporation 4%	0.00	2,914	12,684,511	2042-06-01
Federal Home Loan Mortgage Corporation 3%	0.00	2,911	13,481,120	2046-09-01
CALIFORNIA ST 2.19%	0.00	2,896	13,101,484	2047-04-01
Federal National Mortgage Association 4%	0.00	2,896	12,787,583	2047-04-01
Federal National Mortgage Association 3.5%	0.00	2,892	13,101,465	2047-04-01
Federal National Mortgage Association 3.5%	0.00	2,892	13,115,202	2047-08-01
Federal National Mortgage Association 3.5%	0.00	2,891	13,050,510	2043-08-01
Federal National Mortgage Association 3%	0.00	2,888	60,236,912	2043-03-01
Eig Management Co Llc	0.00	2,884	2,801,377	2025-02-24
Sumitomo Mitsui Financial Group Inc 3.54%	0.00	2,883	13,501,020	2028-01-17
Federal National Mortgage Association 3.5%	0.00	2,882	13,074,041	2045-12-01
Aetna, Inc. 2.8%	0.00	2,880	13,485,873	2023-06-15
Federal National Mortgage Association 3%	0.00	2,879	13,069,463	2031-04-01
Federal Home Loan Mortgage Corporation 3.5%	0.00	2,875	13,026,315	2042-04-01
Westpac Banking Corporation 3.35%	0.00	2,871	13,557,230	2027-03-08
Government National Mortgage Association 2.5%	0.00	2,869	13,767,708	2046-12-20
Federal Home Loan Mortgage Corporation 2.5%	0.00	2,867	13,395,103	2031-05-01
PNC Funding Corp. 3.3%	0.00	2,867	12,974,836	2022-03-08
American Express Company 3.62%	0.00	2,865	13,177,602	2024-12-05
Vfh Parent Llc	0.00	2,864	2,802,547	2021-12-30
Ing Bank Nv	0.00	2,864	938,259	2019-05-17
Freedom Mortgage Corp	0.00	2,861	2,799,070	2022-02-23
Federal Home Loan Mortgage Corporation 4%	0.00	2,861	12,768,727	2045-08-01
Zimmer Biomet Holdings Inc 3.55%	0.00	2,861	13,466,958	2025-04-01
Federal Home Loan Mortgage Corporation 3%	0.00	2,859	60,295,999	2043-03-01
Federal National Mortgage Association 3%	0.00	2,859	60,568,307	2033-06-01
Consolidated Edison Company of New York, Inc. 6.2%	0.00	2,857	10,620,662	2036-06-15
Government National Mortgage Association 3%	0.00	2,857	13,294,053	2045-09-20
Federal Home Loan Mortgage Corporation 2.5%	0.00	2,856	13,360,462	2030-07-01
Eaton Vance CLO 2015-1 Limited/LLC 7.95%	0.00	2,853	10,348,741	2030-01-20
Federal Home Loan Banks 3%	0.00	2,852	12,905,569	2021-09-10
VMware Inc 3.9%	0.00	2,849	13,658,012	2027-08-21
Versailles Commercial Paper Llc	0.00	2,845	944,455	2019-01-07
Federal National Mortgage Association 3.5%	0.00	2,844	13,115,885	2047-08-01
Fifth Third Bank of Cincinnati 2.88%	0.00	2,843	13,144,556	2021-10-01
Microsoft Corporation 4%	0.00	2,843	13,038,556	2055-02-12
Morgan Stanley 4.3%	0.00	2,843	13,412,017	2045-01-27
Wells Fargo & Company 3.55%	0.00	2,841	13,257,732	2025-09-29
Pepsico Capital Resources, Inc. 3%	0.00	2,840	13,536,731	2027-10-15
American International Group, Inc. 4.38%	0.00	2,834	14,640,150	2055-01-15
Cisco Systems, Inc. 1.85%	0.00	2,829	13,400,506	2021-09-20
Gemini Hdpe Llc	0.00	2,825	2,806,033	2024-08-07
Federal Home Loan Banks 3%	0.00	2,819	13,193,238	2026-09-11
CALIFORNIA ST 7.6%	0.00	2,818	8,694,156	2040-11-01
Allergan Funding SCS 4.85%	0.00	2,816	13,072,281	2044-06-15
CALIFORNIA ST 7.55%	0.00	2,816	8,852,958	2039-04-01

# Target Date Fund 2020

**Total Stocks**  
6752

**Total Bonds**  
10626

**Total Cash**  
415

## Bond Portfolio Analysis as of 09-30-18

Security Name	Net Assets %	Market Value \$	Amount \$	Maturity Date
Federal Home Loan Mortgage Corporation 3%	0.00	2,806	60,289,975	2043-03-01
AbbVie Inc. 3.2%	0.00	2,804	13,877,288	2026-05-14
Federal National Mortgage Association 3.5%	0.00	2,804	13,042,332	2043-07-01
Church & Dwight Co., Inc. 3.15%	0.00	2,803	13,955,230	2027-08-01
Verizon Communications Inc. 5.5%	0.00	2,800	11,800,848	2047-03-16
Oracle Corporation 3.8%	0.00	2,796	13,563,550	2037-11-15
Federal Home Loan Mortgage Corporation 3.5%	0.00	2,788	13,093,686	2046-01-01
Goldman Sachs Group, Inc. 2.62%	0.00	2,773	13,192,953	2021-04-25
Bank of America Corporation 4.2%	0.00	2,772	12,861,472	2024-08-26
Federal National Mortgage Association 4%	0.00	2,772	12,700,407	2041-12-01
Federal Home Loan Mortgage Corporation 3.32%	0.00	2,767	12,862,503	2023-02-25
Microsoft Corporation 3.7%	0.00	2,767	13,509,565	2046-08-08
OREGON ST 5.89%	0.00	2,767	11,266,643	2027-06-01
Abbott Laboratories 4.75%	0.00	2,763	12,327,521	2043-04-15
Anadarko Petroleum Corporation 3.45%	0.00	2,760	13,423,414	2024-07-15
AVANTOR INC 9%	0.00	2,759	2,741,252	2025-10-01
Federal National Mortgage Association 4%	0.00	2,757	12,774,939	2045-07-01
Federal National Mortgage Association 4%	0.00	2,752	12,780,729	2047-06-01
Baltimore Gas & Electric Company 2.4%	0.00	2,751	14,318,620	2026-08-15
Federal Home Loan Mortgage Corporation 3%	0.00	2,751	13,109,833	2032-11-01
ACADIA HEALTHCARE COMPANY, INC.	0.00	2,751	10,784,861	—
Fdml Tl C 1l Usd 1l Gtd Sr. Secd	0.00	2,750	2,818,738	2021-04-15
Petroleos Mexicanos 4.88%	0.00	2,748	12,774,686	2022-01-24
Project Alpha Intermedia	0.00	2,747	2,822,405	2024-04-26
Ford Motor Credit Company LLC 4.69%	0.00	2,746	13,237,108	2025-06-09
Federal National Mortgage Association 2%	0.00	2,745	13,774,917	2032-01-01
Federal National Mortgage Association 3%	0.00	2,745	13,069,465	2032-07-01
Federal Home Loan Banks 2.51%	0.00	2,742	13,270,913	2022-12-29
Federal National Mortgage Association 4%	0.00	2,741	12,700,604	2042-01-01
Abbott Laboratories 3.4%	0.00	2,737	12,971,585	2023-11-30
CVS Health Corp 4.3%	0.00	2,737	13,023,717	2028-03-25
Federal Home Loan Mortgage Corporation 3%	0.00	2,736	13,388,157	2043-07-01
Information Resources	0.00	2,732	2,806,033	2025-01-20
Federal Home Loan Mortgage Corporation 4.5%	0.00	2,732	12,442,820	2039-05-01
Air Lease Corporation 4.25%	0.00	2,726	12,986,517	2024-09-15
Federal National Mortgage Association 5%	0.00	2,725	12,144,634	2040-07-01
Federal National Mortgage Association 4%	0.00	2,724	12,700,524	2042-03-01
WALMART INC 3.95%	0.00	2,724	12,948,537	2038-06-28
Federal National Mortgage Association 2.5%	0.00	2,719	13,291,212	2028-08-01
Becton, Dickinson and Company 3.35%	0.00	2,718	2,802,825	2022-06-06
Federal National Mortgage Association 3%	0.00	2,712	13,483,455	2046-02-01
ConocoPhillips Canada Funding Company II 5.95%	0.00	2,711	10,711,648	2036-10-15
Federal Home Loan Mortgage Corporation 3%	0.00	2,710	13,439,223	2045-04-01
Federal National Mortgage Association 2.5%	0.00	2,707	13,291,165	2028-07-01
Federal National Mortgage Association 4.5%	0.00	2,703	12,521,813	2048-08-01
Oracle Corporation 4.38%	0.00	2,701	12,974,999	2055-05-15
Caterpillar Inc 3.4%	0.00	2,694	12,999,475	2024-05-15
Petroleos Mexicanos 6.35%	0.00	2,689	14,106,552	2048-02-12
Federal Home Loan Mortgage Corporation 3.5%	0.00	2,688	13,059,136	2044-11-01
JPMorgan Chase & Co. 3.62%	0.00	2,686	13,036,987	2024-05-13
ACADIA HEALTHCARE COMPANY, INC.	0.00	2,686	10,785,352	—
Osteon Merger Sub Inc	0.00	2,680	2,814,771	2025-02-14
Tacala Investment Corp	0.00	2,679	2,783,515	2026-01-30
Federal National Mortgage Association 0%	0.00	2,679	13,287,822	2019-10-09
Westpac Banking Corporation 2.5%	0.00	2,676	13,439,130	2022-06-28
Federal National Mortgage Association 3%	0.00	2,673	13,146,895	2032-09-01
AT&T Inc 4.8%	0.00	2,672	14,011,026	2044-06-15
Federal Home Loan Mortgage Corporation 4%	0.00	2,670	12,708,069	2044-02-01
Federal National Mortgage Association 3.5%	0.00	2,670	12,842,075	2032-10-01
Federal National Mortgage Association 6.25%	0.00	2,668	10,247,166	2029-05-15

# Target Date Fund 2020

**Total Stocks**  
6752

**Total Bonds**  
10626

**Total Cash**  
415

## Bond Portfolio Analysis as of 09-30-18

Security Name	Net Assets %	Market Value \$	Amount \$	Maturity Date
Citigroup Inc. 3.38%	0.00	2,667	13,133,458	2023-03-01
Federal National Mortgage Association 3.5%	0.00	2,667	58,575,216	2041-12-01
Government National Mortgage Association 2.5%	0.00	2,667	61,238,242	2042-11-20
Federal Home Loan Mortgage Corporation 3%	0.00	2,664	13,375,523	2042-08-01
Granite Acquisition Inc	0.00	2,662	2,807,765	2022-12-19
Federal National Mortgage Association 2%	0.00	2,662	13,488,745	2028-03-01
The Chemours Company LLC	0.00	2,660	10,237,974	—
Wells Fargo Bank, National Association 6.6%	0.00	2,655	10,286,848	2038-01-15
Federal National Mortgage Association 4.5%	0.00	2,654	12,521,825	2048-06-01
Alabama Power Company 3.7%	0.00	2,650	14,315,423	2047-12-01
American Water Capital Corp 6.59%	0.00	2,650	10,100,318	2037-10-15
Florida Power & Light Company 3.12%	0.00	2,649	13,312,434	2025-12-01
United Rentals (North America), Inc. 4.62%	0.00	2,649	10,123,200	2023-07-15
Federal National Mortgage Association 3.5%	0.00	2,645	13,098,714	2047-05-01
Federal Home Loan Mortgage Corporation 3%	0.00	2,644	13,458,249	2045-09-01
The Progressive Corporation 3.7%	0.00	2,640	14,369,980	2045-01-26
Government National Mortgage Association 4%	0.00	2,637	12,695,921	2048-01-20
Explorer Holdings Inc	0.00	2,634	2,803,718	2023-05-02
Federal National Mortgage Association 4%	0.00	2,633	12,774,924	2045-09-01
Meredith Corp	0.00	2,633	2,804,861	2025-01-31
Federal Home Loan Mortgage Corporation 3.5%	0.00	2,630	13,091,965	2045-03-01
Wells Fargo Bank, National Association 5.85%	0.00	2,626	11,153,907	2037-02-01
Federal Home Loan Mortgage Corporation 3.5%	0.00	2,618	13,091,982	2045-12-01
Sebia Sa	0.00	2,618	2,848,548	2024-12-13
Federal National Mortgage Association 4%	0.00	2,615	12,786,940	2047-03-01
HCP Inc 3.88%	0.00	2,615	13,215,376	2024-08-15
European Bank For Reconstruction & Development 2.75%	0.00	2,611	13,115,056	2023-03-07
Hungary (Republic Of) 5.75%	0.00	2,609	11,931,300	2023-11-22
General Motors Company 4.88%	0.00	2,608	12,620,743	2023-10-02
Government National Mortgage Association 3.5%	0.00	2,606	12,973,973	2043-03-20
Oesterreichische Kontrollbank Aktiengesellschaft 2.38%	0.00	2,597	13,183,998	2021-10-01
Univision Communications Inc. 5.12%	0.00	2,595	3,016,110	2025-02-15
United Health Group Incorporated 3.35%	0.00	2,592	12,939,607	2022-07-15
Virginia Electric and Power Company 2.95%	0.00	2,592	13,124,864	2022-01-15
Southwestern Electric Power Company 4.1%	0.00	2,591	12,919,612	2028-09-15
JPMorgan Chase & Co. 4.26%	0.00	2,584	13,429,534	2048-02-22
Government National Mortgage Association 3%	0.00	2,580	13,326,603	2047-06-20
Federal Home Loan Mortgage Corporation 3.5%	0.00	2,579	13,026,550	2042-07-01
Government National Mortgage Association 3%	0.00	2,578	13,325,111	2047-05-20
Federal Home Loan Mortgage Corporation 4%	0.00	2,575	12,780,517	2047-05-01
Federal National Mortgage Association 3.5%	0.00	2,575	13,027,102	2041-10-01
Federal National Mortgage Association 4%	0.00	2,575	12,789,861	2047-10-01
Federal Home Loan Mortgage Corporation 3.5%	0.00	2,573	12,848,079	2032-10-01
Federal National Mortgage Association 3.5%	0.00	2,571	13,074,046	2045-08-01
Federal National Mortgage Association 4%	0.00	2,570	12,778,213	2047-12-01
Federal National Mortgage Association 5%	0.00	2,570	12,292,250	2048-06-01
Federal National Mortgage Association 4%	0.00	2,566	12,700,696	2040-12-01
Telefonica Emisiones S.A.U. 4.1%	0.00	2,565	13,441,916	2027-03-08
Federal National Mortgage Association 3.5%	0.00	2,558	12,832,981	2027-01-01
Federal National Mortgage Association 5%	0.00	2,557	54,733,817	2037-07-01
Government National Mortgage Association 3.5%	0.00	2,548	12,976,184	2045-04-20
Federal Home Loan Mortgage Corporation 4%	0.00	2,542	12,684,516	2042-06-01
Federal Home Loan Mortgage Corporation 4%	0.00	2,540	12,772,493	2045-11-01
Pepsico Capital Resources, Inc. 2.15%	0.00	2,537	13,132,120	2020-10-14
Poland (Republic of) 5%	0.00	2,533	12,290,250	2022-03-23

# Target Date Fund 2020

**Total Stocks**  
6752

**Total Bonds**  
10626

**Total Cash**  
415

## Bond Portfolio Analysis as of 09-30-18

Security Name	Net Assets %	Market Value \$	Amount \$	Maturity Date
Federal Home Loan Mortgage Corporation 3.5%	0.00	2,529	13,026,121	2043-05-01
Nasdaq Inc 3.85%	0.00	2,527	13,393,047	2026-06-30
Federal National Mortgage Association 3.5%	0.00	2,526	13,027,078	2042-07-01
Federal National Mortgage Association 2.5%	0.00	2,525	13,330,234	2030-07-01
GNMA PASS-THRU M SINGLE FAMILY 3.5%	0.00	2,524	12,963,245	2044-11-20
Shell International Finance B.V. 6.38%	0.00	2,521	10,002,155	2038-12-15
Federal Home Loan Mortgage Corporation 2.5%	0.00	2,520	13,300,817	2027-11-01
Federal National Mortgage Association 3.5%	0.00	2,512	12,826,539	2028-12-01
AbbVie Inc. 4.7%	0.00	2,511	13,449,027	2045-05-14
Verizon Communications Inc. 4.5%	0.00	2,504	13,028,826	2033-08-10
AT&T Inc 3.95%	0.00	2,503	13,123,788	2025-01-15
ArcelorMittal S.A. 5.5%	0.00	2,500	12,452,090	2021-03-01
Federal National Mortgage Association 3%	0.00	2,498	60,294,060	2044-02-01
Creative Artists Agency Llc	0.00	2,495	2,811,852	2024-02-15
Ford Motor Credit Company LLC 3.34%	0.00	2,494	13,108,183	2021-03-18
Federal Home Loan Mortgage Corporation 3%	0.00	2,493	13,109,462	2032-03-01
Federal National Mortgage Association 7.12%	0.00	2,493	9,581,840	2030-01-15
Federal National Mortgage Association 3.5%	0.00	2,491	13,074,022	2045-04-01
Federal National Mortgage Association 3.5%	0.00	2,489	13,117,956	2047-09-01
McDonald's Corporation 2.2%	0.00	2,489	13,106,176	2020-05-26
MPLX LP 4.88%	0.00	2,489	12,511,982	2025-06-01
Federal National Mortgage Association 3%	0.00	2,486	13,385,050	2043-02-01
Federal Home Loan Mortgage Corporation 2.5%	0.00	2,482	13,349,161	2030-04-01
General Electric Company 4.62%	0.00	2,482	12,541,354	2021-01-07
Republic of Colombia 5.62%	0.00	2,477	12,020,088	2044-02-26
Federal Home Loan Mortgage Corporation 4%	0.00	2,476	12,760,536	2046-06-01
Flex Limited 5%	0.00	2,474	12,582,511	2023-02-15
Gilead Sciences, Inc. 4.75%	0.00	2,474	12,536,051	2046-03-01
Republic of Colombia 6.12%	0.00	2,471	11,409,800	2041-01-18
AbbVie Inc. 3.38%	0.00	2,467	12,939,314	2021-11-14
Federal National Mortgage Association 3%	0.00	2,464	13,443,565	2045-05-01
Government National Mortgage Association 4%	0.00	2,464	12,614,736	2046-02-20
America Movil S.A.B. de C.V. 3.12%	0.00	2,460	13,196,203	2022-07-16
Federal Home Loan Mortgage Corporation 2%	0.00	2,460	13,151,350	2020-11-20
3M Company 3.25%	0.00	2,456	12,966,151	2024-02-14
Federal National Mortgage Association 3%	0.00	2,456	13,467,493	2045-10-01
Wells Fargo & Company 3.58%	0.00	2,456	13,467,321	2028-05-22
Discovery Communications, LLC 4.38%	0.00	2,455	12,680,031	2021-06-15
Federal National Mortgage Association 4%	0.00	2,455	12,660,908	2033-06-01
CVS Health Corp 5.3%	0.00	2,454	12,364,430	2043-12-05
Uruguay (Republic of) 4.38%	0.00	2,454	12,686,769	2027-10-27
Williams Partners LP / Williams Partners Finance Corporation 4.5%	0.00	2,454	12,687,399	2023-11-15
Republic of Colombia 4.38%	0.00	2,453	12,693,119	2021-07-12
Philippines (Republic Of) 4%	0.00	2,450	12,708,291	2021-01-15
Tribune Media Co	0.00	2,446	2,813,031	2024-01-26
Cooperatieve Rabobank U.A. 4.62%	0.00	2,446	12,727,570	2023-12-01
Federal Home Loan Mortgage Corporation 5%	0.00	2,446	12,303,366	2048-06-01
Robertshaw Us Holding	0.00	2,444	2,844,956	2025-02-28
Lockheed Martin Corporation 4.25%	0.00	2,442	12,746,715	2019-11-15
B.A.T. Capital Corporation 2.76%	0.00	2,438	13,410,547	2022-08-15
Aon plc 4%	0.00	2,436	12,785,797	2023-11-27
Johnson & Johnson 3.38%	0.00	2,436	12,781,098	2023-12-05
CNOOC Finance (2015) USA LLC 4.38%	0.00	2,424	12,842,281	2028-05-02
Federal Home Loan Mortgage Corporation 0%	0.00	2,423	13,354,376	2019-11-29
Federal Home Loan Mortgage Corporation 3.5%	0.00	2,423	13,083,735	2045-04-01



# Target Date Fund 2020

**Total Stocks**  
6752

**Total Bonds**  
10626

**Total Cash**  
415

## Bond Portfolio Analysis as of 09-30-18

Security Name	Net Assets %	Market Value \$	Amount \$	Maturity Date
Federal National Mortgage Association 4%	0.00	2,423	12,787,911	2047-05-01
Intel Corporation 3.3%	0.00	2,423	12,853,756	2021-10-01
Maple Escrow Subsidiary Inc 4.42%	0.00	2,420	12,867,360	2025-05-25
Federal National Mortgage Association 2.5%	0.00	2,419	13,950,560	2046-10-01
Federal National Mortgage Association 4.5%	0.00	2,415	12,514,254	2046-09-01
Mexico (United Mexican States) 3.62%	0.00	2,414	12,898,125	2022-03-15
Government National Mortgage Association 3.5%	0.00	2,412	12,921,002	2042-09-20
Honeywell International Inc. 3.35%	0.00	2,412	12,936,784	2023-12-01
General Motors Financial Company Inc 3.89%	0.00	2,411	2,765,394	2022-01-14
Pfizer Inc. 3.4%	0.00	2,410	12,921,819	2024-05-15
Citibank, N.A. 3.4%	0.00	2,409	12,923,700	2021-07-23
MasterCard Incorporated 3.38%	0.00	2,409	12,923,823	2024-04-01
Federal Home Loan Mortgage Corporation 4%	0.00	2,406	12,685,021	2041-02-01
Federal National Mortgage Association 4.5%	0.00	2,405	12,425,272	2045-03-01
Bank of America Corporation 3.51%	0.00	2,405	2,772,640	2023-01-20
Virginia Electric and Power Company 3.45%	0.00	2,403	12,957,721	2022-09-01
Host Hotels & Resorts, L.P. 4.5%	0.00	2,401	12,971,604	2026-02-01
Magnetite XII Ltd./LLC 7.82%	0.00	2,400	10,250,447	2031-10-15
American Express Company 3.7%	0.00	2,397	12,987,185	2023-08-03
Bluemountain Clo 2018-2 FRN 8.31%	0.00	2,396	10,267,329	2031-08-15
Altria Group, Inc. 2.62%	0.00	2,396	12,995,933	2020-01-14
Federal Home Loan Mortgage Corporation 4%	0.00	2,396	12,708,067	2044-03-01
HSBC Holdings plc 6.5%	0.00	2,396	10,895,861	2037-09-15
Laboratory Corp of America Holdings 2.62%	0.00	2,394	13,003,359	2020-02-01
GNMA PASS-THRU M SINGLE FAMILY 3%	0.00	2,394	59,459,509	2044-09-20
Ryder System, Inc. 2.88%	0.00	2,392	13,014,211	2020-09-01
Federal National Mortgage Association 3%	0.00	2,389	13,069,470	2031-08-01
State Street Corporation 3.55%	0.00	2,389	13,032,698	2025-08-18
BB&T Corporation 2.62%	0.00	2,388	13,037,568	2020-06-29
Government National Mortgage Association 3.5%	0.00	2,388	12,921,004	2043-08-20
Ontario (Province Of) 3.2%	0.00	2,388	13,036,885	2024-05-16
Total System Services, Inc. 3.75%	0.00	2,388	13,036,369	2023-06-01
Verizon Communications Inc. 3.33%	0.00	2,387	2,764,377	2022-03-16
AT&T Inc 4.12%	0.00	2,387	13,077,383	2026-02-17
Cooperatieve Centrale Raiffeisen-Boerenleenbank B.A., New York Branch 2.25%	0.00	2,385	13,050,854	2020-01-14
HSBC Holdings plc 3.6%	0.00	2,385	13,051,405	2023-05-25
GNMA PASS-THRU M SINGLE FAMILY 4%	0.00	2,384	12,606,755	2044-09-20
Pfizer Inc. 3%	0.00	2,383	13,069,546	2023-06-15
International Paper Company 3.65%	0.00	2,381	13,073,907	2024-06-15
UBS AG Stamford Branch 2.35%	0.00	2,380	13,078,271	2020-03-26
Apple Inc. 2.9%	0.00	2,379	13,710,851	2027-09-12
CME Group Inc. 3%	0.00	2,376	13,105,072	2022-09-15
Lloyds Banking Group plc 3.1%	0.00	2,375	13,111,183	2021-07-06
Bank of New York Mellon Corporation 2.45%	0.00	2,374	13,115,631	2020-11-27
Federal National Mortgage Association 3.5%	0.00	2,372	13,027,090	2042-12-01
EPR Properties 4.95%	0.00	2,367	13,149,705	2028-04-15
Federal Home Loan Mortgage Corporation 3%	0.00	2,367	13,389,347	2043-08-01
JPMorgan Chase & Co. 2.4%	0.00	2,367	13,252,920	2021-06-07
Qolmed TI 11 Usd	0.00	2,367	2,799,069	2023-10-30
Allergan Finance, LLC 3.25%	0.00	2,366	13,160,769	2022-10-01
International Bank for Reconstruction and Development 2.25%	0.00	2,365	13,170,135	2021-06-24
Ventas Realty L.P./Ventas Capital Corp. 3.75%	0.00	2,365	13,167,730	2024-05-01
European Bank For Reconstruction & Development 1.62%	0.00	2,362	13,179,497	2020-05-05
National Mentor Holdings Inc	0.00	2,362	2,813,732	2021-01-31
Bank of America Corporation 3.95%	0.00	2,359	13,197,424	2025-04-21

# Target Date Fund 2020

**Total Stocks**  
6752

**Total Bonds**  
10626

**Total Cash**  
415

## Bond Portfolio Analysis as of 09-30-18

Security Name	Net Assets %	Market Value \$	Amount \$	Maturity Date
International Business Machines Corporation 1.62%	0.00	2,359	13,196,145	2020-05-15
Alibaba Group Holding Ltd 3.4%	0.00	2,358	13,862,961	2027-12-06
Federal Home Loan Mortgage Corporation 2.5%	0.00	2,356	13,395,415	2031-10-01
Oxbow Carbon Llc	0.00	2,354	2,794,438	2023-01-04
Inter-American Development Bank 2.5%	0.00	2,354	13,223,722	2023-01-18
Kreditanstalt Fur Wiederaufbau 1.88%	0.00	2,354	13,227,981	2020-12-15
Sempra Energy 3.55%	0.00	2,354	13,224,014	2024-06-15
Dollar General Corporation 3.25%	0.00	2,353	13,235,006	2023-04-15
Wells Fargo & Company 3.07%	0.00	2,352	13,239,040	2023-01-24
eBay Inc. 3.45%	0.00	2,350	13,245,706	2024-08-01
European Investment Bank 2.12%	0.00	2,348	13,263,685	2021-10-15
Export-Import Bank of Korea 3%	0.00	2,347	13,271,748	2022-11-01
Hospitality Properties Trust 4.5%	0.00	2,347	13,269,385	2025-03-15
Japan Bank for International Cooperation 2.5%	0.00	2,343	13,289,582	2022-06-01
Federal National Mortgage Association 4%	0.00	2,341	12,789,126	2047-06-01
Total Capital International S.A. 2.7%	0.00	2,340	13,302,868	2023-01-25
Barclays PLC 4.38%	0.00	2,338	13,320,742	2026-01-12
Anthem Inc 3.35%	0.00	2,336	13,325,202	2024-12-01
HSBC Holdings plc 3.9%	0.00	2,336	13,324,420	2026-05-25
NEXTERA ENERGY CAPITAL HLDGS INC 4.46%	0.00	2,336	13,495,141	2067-06-15
Visa Inc 3.15%	0.00	2,336	13,326,429	2025-12-14
Capital One Financial Corporation 3.2%	0.00	2,335	13,333,523	2023-01-30
National Rural Utilities Cooperative Finance Corporation 2.7%	0.00	2,335	13,330,798	2023-02-15
Advantage Sales & Marketing Inc Advsl TI B 11 Usd	0.00	2,334	3,049,541	2021-07-23
Kreditanstalt Fur Wiederaufbau 1.62%	0.00	2,334	13,344,401	2021-03-15
Northrop Grumman Corporation 2.93%	0.00	2,332	13,602,263	2025-01-15
Sumitomo Mitsui Financial Group Inc 2.78%	0.00	2,332	13,348,485	2022-07-12
Japan Bank for International Cooperation 1.88%	0.00	2,330	13,360,210	2021-04-20
Apple Inc. 3.85%	0.00	2,328	13,424,539	2043-05-04
Federal Home Loan Mortgage Corporation 2.5%	0.00	2,328	13,300,913	2027-08-01
Xcel Energy Inc 3.3%	0.00	2,328	13,368,959	2025-06-01
Federal National Mortgage Association 3.5%	0.00	2,327	13,026,801	2042-08-01
Government National Mortgage Association 3%	0.00	2,327	13,329,824	2045-01-20
Goldman Sachs Group, Inc. 2.35%	0.00	2,325	13,392,852	2021-11-15
United Health Group Incorporated 6.88%	0.00	2,325	9,691,001	2038-02-15
Kreditanstalt Fur Wiederaufbau 2.5%	0.00	2,323	13,399,578	2024-11-20
Federal Home Loan Mortgage Corporation 3%	0.00	2,319	13,383,581	2043-05-01
Shell International Finance B.V. 5.5%	0.00	2,319	10,976,806	2040-03-25
Delta Air Lines, Inc. Pass Thru Trust 5.3%	0.00	2,318	57,674,415	2020-10-15
Export Development Canada 1.5%	0.00	2,317	13,439,365	2021-05-26
The Toronto-Dominion Bank 1.8%	0.00	2,317	13,439,922	2021-07-13
Philip Morris International Inc. 2.5%	0.00	2,316	13,448,626	2022-11-02
The Walt Disney Company 2.35%	0.00	2,316	13,447,979	2022-12-01
Virginia Electric and Power Company 3.15%	0.00	2,316	13,444,525	2026-01-15
Bank of Montreal 1.9%	0.00	2,314	13,453,368	2021-08-27
Ontario (Province Of) 2.2%	0.00	2,312	13,468,796	2022-10-03
Pepsico Capital Resources, Inc. 4.5%	0.00	2,312	12,661,993	2020-01-15
National Australia Bank Limited New York Branch 1.88%	0.00	2,309	13,482,763	2021-07-12
Cenovus Energy Inc 3%	0.00	2,308	13,488,946	2022-08-15
Microsoft Corporation 2.88%	0.00	2,308	13,217,623	2024-02-06
Cardinal Health, Inc. 2.62%	0.00	2,305	13,505,617	2022-06-15
Laboratory Corp of America Holdings 3.6%	0.00	2,305	13,509,657	2027-09-01
Pacific Gas and Electric Company 6.05%	0.00	2,305	11,368,218	2034-03-01
Amazon.com, Inc. 3.88%	0.00	2,299	13,198,094	2037-08-22
Kimberly-Clark Corporation 2.4%	0.00	2,299	13,545,704	2023-06-01

# Target Date Fund 2020

**Total Stocks**  
6752

**Total Bonds**  
10626

**Total Cash**  
415

## Bond Portfolio Analysis as of 09-30-18

Security Name	Net Assets %	Market Value \$	Amount \$	Maturity Date
Pacific Gas and Electric Company 3.4%	0.00	2,299	13,540,637	2024-08-15
Federal Home Loan Mortgage Corporation 2.36%	0.00	2,297	13,289,687	2022-07-25
Federal National Mortgage Association 2.5%	0.00	2,297	13,282,824	2027-06-01
Ford Motor Credit Company LLC 3.81%	0.00	2,297	13,553,448	2024-01-09
GNMA PASS-THRU M SINGLE FAMILY 4%	0.00	2,295	12,606,128	2044-04-20
United Health Group Incorporated 4.75%	0.00	2,295	12,074,050	2045-07-15
Federal National Mortgage Association 3%	0.00	2,294	13,490,006	2046-09-01
Quebec (Province Of) 2.75%	0.00	2,294	13,574,936	2027-04-12
The Sherwin-Williams Company 3.45%	0.00	2,294	13,578,331	2027-06-01
Bausch Health Companies Inc 6.5%	0.00	2,291	2,711,599	2022-03-15
21st Century Fox America, Inc. 6.9%	0.00	2,290	9,492,976	2039-08-15
RPM International Inc. 3.75%	0.00	2,290	13,597,687	2027-03-15
Federal National Mortgage Association 3.5%	0.00	2,288	13,074,043	2045-08-01
Morgan Stanley 3.59%	0.00	2,286	13,619,024	2028-07-22
Crown Castle International Corp. 3.8%	0.00	2,285	13,625,142	2028-02-15
Phillips 66 5.88%	0.00	2,282	11,229,709	2042-05-01
British Telecommunications plc 9.62%	0.00	2,279	9,097,319	2030-12-15
Federal National Mortgage Association 2.5%	0.00	2,279	13,381,132	2032-02-01
Federal National Mortgage Association 2.5%	0.00	2,278	13,290,201	2028-04-01
Federal National Mortgage Association 3%	0.00	2,278	12,845,725	2033-05-01
International Bank for Reconstruction and Development 2.5%	0.00	2,277	13,675,511	2027-11-22
Government National Mortgage Association 3.5%	0.00	2,275	12,973,989	2044-10-20
Federal National Mortgage Association 2.5%	0.00	2,269	13,356,152	2027-11-01
Federal National Mortgage Association 3.5%	0.00	2,269	13,070,058	2044-05-01
Devon Energy Corporation 3.25%	0.00	2,266	13,152,702	2022-05-15
eBay Inc. 2.6%	0.00	2,266	13,393,616	2022-07-15
Lloyds Banking Group plc 3.75%	0.00	2,265	13,748,153	2027-01-11
Constellation Brands, Inc. 2.65%	0.00	2,263	13,519,387	2022-11-07
Bank of New York Mellon Corporation 2.8%	0.00	2,260	13,775,281	2026-05-04
Federal National Mortgage Association 3%	0.00	2,260	13,146,811	2033-09-01
Bank of America Corporation 3.37%	0.00	2,259	13,436,285	2026-01-23
Allergan Funding SCS 3.59%	0.00	2,256	2,781,626	2020-03-12
American Water Capital Corp 2.95%	0.00	2,255	13,809,669	2027-09-01
Federal Home Loan Mortgage Corporation 4.5%	0.00	2,254	12,417,228	2044-09-01
Thermo Fisher Scientific Inc 3.2%	0.00	2,254	13,817,661	2027-08-15
GlaxoSmithKline Capital Inc. 6.38%	0.00	2,252	10,053,632	2038-05-15
Autodesk Inc 3.5%	0.00	2,244	13,872,859	2027-06-15
Government National Mortgage Association 4.5%	0.00	2,243	12,333,995	2044-02-20
GNMA PASS-THRU M SINGLE FAMILY 3%	0.00	2,242	13,285,570	2045-03-20
Versum Materials Inc	0.00	2,236	2,807,765	2023-09-29
Ingredion Incorporated 3.2%	0.00	2,235	13,930,182	2026-10-01
European Investment Bank 1.88%	0.00	2,233	13,942,237	2025-02-10
Bank of America, N.A. 6%	0.00	2,230	10,870,182	2036-10-15
Federal Home Loan Mortgage Corporation 3.5%	0.00	2,228	13,026,118	2042-09-01
Federal National Mortgage Association 2.5%	0.00	2,221	13,381,134	2031-08-01
Federal National Mortgage Association 4%	0.00	2,219	12,767,427	2044-11-01
Gtval TI B 1I Eur	0.00	2,218	2,414,814	2023-06-16
Government National Mortgage Association 4.5%	0.00	2,217	12,387,090	2040-08-15
Daimler Finance North America LLC 2.97%	0.00	2,213	2,807,072	2020-01-06
Government National Mortgage Association 4.5%	0.00	2,211	12,491,052	2047-10-20
The Boeing Company 7.95%	0.00	2,210	10,565,024	2024-08-15
Federal National Mortgage Association 5%	0.00	2,208	54,728,848	2038-02-01
Anadarko Petroleum Corporation 7.95%	0.00	2,206	9,975,484	2039-06-15
Northrop Grumman Corporation 4.03%	0.00	2,202	13,778,842	2047-10-15
Federal National Mortgage Association 3.5%	0.00	2,201	13,074,035	2045-01-01

# Target Date Fund 2020

**Total Stocks**  
6752

**Total Bonds**  
10626

**Total Cash**  
415

## Bond Portfolio Analysis as of 09-30-18

Security Name	Net Assets %	Market Value \$	Amount \$	Maturity Date
Government National Mortgage Association 5%	0.00	2,199	12,359,823	2048-03-20
Federal National Mortgage Association 5.5%	0.00	2,195	11,961,923	2035-07-01
Government National Mortgage Association 3.5%	0.00	2,195	12,889,245	2040-12-20
QUALCOMM Incorporated 4.8%	0.00	2,194	12,757,474	2045-05-20
Export-Import Bank of Korea 2.62%	0.00	2,192	14,205,336	2026-05-26
The Home Depot, Inc. 2.8%	0.00	2,192	13,851,311	2027-09-14
Citigroup Inc. 3.4%	0.00	2,189	2,777,199	2021-12-08
Federal National Mortgage Association 4%	0.00	2,189	12,694,102	2042-03-01
Kinder Morgan Energy Partners LP 6.55%	0.00	2,189	11,284,098	2040-09-15
International Business Machines Corporation 4%	0.00	2,188	13,302,312	2042-06-20
Manitoba (Province of) 2.12%	0.00	2,188	14,229,596	2026-06-22
Energy Transfer Equity	0.00	2,186	2,818,287	2024-02-02
El Paso Natural Gas Company 8.62%	0.00	2,184	11,336,074	2022-01-15
Federal National Mortgage Association 3.5%	0.00	2,182	12,849,268	2032-04-01
Federal National Mortgage Association 3.5%	0.00	2,182	12,826,463	2029-10-01
Bunge Limited Finance Corp. 3.25%	0.00	2,180	14,279,776	2026-08-15
Federal Home Loan Mortgage Corporation 4%	0.00	2,179	12,788,910	2048-02-01
JPMorgan Chase & Co. 3.34%	0.00	2,178	2,791,865	2023-01-15
Adobe Inc 3.25%	0.00	2,177	13,224,963	2025-02-01
Duke Energy Corp 3.75%	0.00	2,173	12,891,504	2024-04-15
Walgreens Boots Alliance, Inc. 2.7%	0.00	2,173	12,965,072	2019-11-18
Goldman Sachs Group, Inc. 6.25%	0.00	2,167	10,750,676	2041-02-01
Canadian Natural Resources Limited 3.85%	0.00	2,164	13,268,318	2027-06-01
The Walt Disney Company 2.45%	0.00	2,163	13,313,314	2022-03-04
Occidental Petroleum Corporation 3.4%	0.00	2,162	13,216,497	2026-04-15
Federal National Mortgage Association 4%	0.00	2,160	12,695,878	2043-09-01
General Electric Company 5.88%	0.00	2,159	11,575,926	2038-01-14
JPMorgan Chase & Co. 5.6%	0.00	2,157	11,194,489	2041-07-15
Federal National Mortgage Association 4%	0.00	2,151	12,700,536	2042-06-01
The Charles Schwab Corporation 3.45%	0.00	2,151	13,241,487	2026-02-13
Federal National Mortgage Association 3%	0.00	2,148	13,251,477	2036-10-01
Walgreens Boots Alliance, Inc. 3.45%	0.00	2,144	13,616,730	2026-06-01
Tennessee Valley Authority 5.25%	0.00	2,141	10,541,440	2039-09-15
Ameren Illinois Company 2.7%	0.00	2,139	13,282,072	2022-09-01
Federal Home Loan Mortgage Corporation 4%	0.00	2,139	12,684,731	2041-01-01
BAY AREA TOLL AUTH CALIF 6.26%	0.00	2,135	9,471,228	2049-04-01
Columbia Pipeline Group, Inc. 4.5%	0.00	2,132	12,781,082	2025-06-01
Mexico (United Mexican States) 4.35%	0.00	2,129	14,254,220	2047-01-15
Visa Inc 4.3%	0.00	2,129	12,496,793	2045-12-14
Energy Transfer Partners LP 6.62%	0.00	2,128	11,579,158	2036-10-15
Federal Home Loan Mortgage Corporation 4%	0.00	2,128	12,684,789	2041-01-01
TransCanada Pipelines Limited 7.25%	0.00	2,128	10,301,356	2038-08-15
JPMorgan Chase & Co. 4.03%	0.00	2,126	13,921,079	2048-07-24
Viacom Inc 5.85%	0.00	2,126	12,213,505	2043-09-01
Palmer Square CLO 2014-1 8.04%	0.00	2,124	10,418,737	2031-01-17
Amazon.com, Inc. 3.15%	0.00	2,124	13,485,901	2027-08-22
Federal National Mortgage Association 2.5%	0.00	2,124	13,329,856	2029-04-01
TIME WARNER INC. 3.6%	0.00	2,124	13,484,787	2025-07-15
Federal Home Loan Mortgage Corporation 3%	0.00	2,123	13,386,956	2043-06-01
Gopher Resource Llc	0.00	2,122	2,809,527	2025-03-06
Government National Mortgage Association 3.5%	0.00	2,119	12,921,003	2042-07-20
Kinder Morgan Energy Partners LP 4.25%	0.00	2,119	12,819,800	2024-09-01
The Home Depot, Inc. 5.4%	0.00	2,118	11,136,196	2040-09-15
Federal Home Loan Mortgage Corporation 3%	0.00	2,115	13,017,581	2027-04-01
Government National Mortgage Association 3.5%	0.00	2,115	12,985,121	2047-04-20
Federal Home Loan Mortgage Corporation 2.5%	0.00	2,114	13,301,162	2028-07-01
Kraft Heinz Foods Company 4%	0.00	2,114	12,884,890	2023-06-15
Government National Mortgage Association 4.5%	0.00	2,106	12,329,272	2041-06-20
Federal Home Loan Mortgage Corporation 3.5%	0.00	2,102	13,118,931	2047-12-01
Abbott Laboratories 4.9%	0.00	2,097	11,897,895	2046-11-30

# Target Date Fund 2020

		<b>Total Stocks</b>	<b>Total Bonds</b>	<b>Total Cash</b>
		6752	10626	415
<b>Bond Portfolio Analysis</b> as of 09-30-18				
Security Name	Net Assets %	Market Value \$	Amount \$	Maturity Date
Federal Home Loan Mortgage Corporation 3.5%	0.00	2,095	13,119,358	2048-02-01
Federal Home Loan Mortgage Corporation 4%	0.00	2,092	57,037,764	2040-10-01
Goldman Sachs Group, Inc. 3.48%	0.00	2,091	2,784,148	2021-11-15
Federal Home Loan Mortgage Corporation 2.38%	0.00	2,091	13,148,745	2022-01-13
Federal National Mortgage Association 3.5%	0.00	2,089	13,123,332	2048-01-01
Simon Property Group, L.P. 3.38%	0.00	2,089	13,557,684	2027-12-01
Federal National Mortgage Association 3.5%	0.00	2,087	13,074,043	2045-12-01
Honeywell International Inc. 3.81%	0.00	2,086	13,590,799	2047-11-21
Federal National Mortgage Association 3.5%	0.00	2,082	13,123,415	2047-11-01
GNMA PASS-THRU M SINGLE FAMILY 3.5%	0.00	2,082	12,944,280	2044-08-20
Federal Home Loan Mortgage Corporation 3.5%	0.00	2,080	13,118,925	2047-11-01
CBS Corporation 3.7%	0.00	2,079	13,290,597	2024-08-15
Russell Investments Us	0.00	2,075	2,809,526	2023-06-01
Federal National Mortgage Association 3.5%	0.00	2,074	13,074,044	2045-12-01
International Business Machines Corporation 7%	0.00	2,074	10,805,932	2025-10-30
Baker Hughes a GE company LLC and Baker Hughes Co-Obligor Inc 4.08%	0.00	2,073	14,238,599	2047-12-15
Amgen Inc. 4.4%	0.00	2,071	13,348,295	2045-05-01
Burlington Northern Santa Fe LLC 5.05%	0.00	2,069	11,701,651	2041-03-01
Schumacher Group TI 11 L+400 7/29/22	0.00	2,064	2,799,070	2022-07-29
AstraZeneca Plc 6.45%	0.00	2,064	10,292,927	2037-09-15
Enterprise Products Operating LP 6.45%	0.00	2,064	10,587,770	2040-09-01
Government National Mortgage Association 3.5%	0.00	2,064	12,960,945	2045-04-20
Federal National Mortgage Association 3.5%	0.00	2,062	13,026,649	2042-02-01
QUALCOMM Incorporated 3.25%	0.00	2,058	13,729,928	2027-05-20
Israel (State Of) 5.5%	0.00	2,052	11,624,619	2023-12-04
TIME WARNER INC. 3.8%	0.00	2,051	13,508,403	2027-02-15
Citigroup Inc. 5.88%	0.00	2,047	11,118,445	2042-01-30
Bank of America Corporation 5.7%	0.00	2,045	12,061,854	2022-01-24
Government National Mortgage Association 3.5%	0.00	2,044	12,921,010	2043-04-20
Oracle Corporation 3.4%	0.00	2,043	13,034,087	2024-07-08
Costco Wholesale Corporation 2.75%	0.00	2,040	13,354,525	2024-05-18
Total Capital International S.A. 3.75%	0.00	2,040	12,779,302	2024-04-10
Diamond 1 Finance Corporation/Diamond 2 Finance Corporation 5.45%	0.00	2,034	12,287,157	2023-06-15
Puget Energy Inc 3.65%	0.00	2,034	13,393,810	2025-05-15
SunTrust Bank 2.75%	0.00	2,031	13,412,538	2023-05-01
JPMorgan Chase & Co. 3.25%	0.00	2,030	13,036,870	2022-09-23
Federal Home Loan Mortgage Corporation 3.5%	0.00	2,029	13,098,838	2046-04-01
Tacala Investment Corp	0.00	2,028	2,808,828	2025-01-31
Government National Mortgage Association 3%	0.00	2,027	13,222,454	2043-10-20
Apple Inc. 2.85%	0.00	2,026	12,986,418	2021-05-06
NUTRIEN LTD 3.38%	0.00	2,022	13,628,110	2025-03-15
Norfolk Southern Corporation 2.9%	0.00	2,021	13,250,262	2023-02-15
ERP Operating Limited Partnership 4.75%	0.00	2,018	12,650,321	2020-07-15
Federal Home Loan Banks 2.25%	0.00	2,018	13,220,738	2022-03-11
Wells Fargo & Company 3%	0.00	2,018	13,650,652	2025-02-19
Shearer's Foods Llc	0.00	2,013	2,844,956	2021-06-30
Government National Mortgage Association 4%	0.00	2,011	12,633,810	2044-10-20
Federal National Mortgage Association 3.5%	0.00	2,009	13,026,961	2042-03-01
Federal Home Loan Mortgage Corporation 4%	0.00	2,008	12,742,947	2043-12-01
Cigna Corporation 3.88%	0.00	2,003	15,149,564	2047-10-15
Federal National Mortgage Association 4%	0.00	2,002	12,700,473	2042-04-01
Nucor Corporation 4%	0.00	1,996	12,672,503	2023-08-01
Pacific Gas and Electric Company 3.95%	0.00	1,990	14,865,035	2047-12-01
Federal Home Loan Mortgage Corporation 3.5%	0.00	1,987	12,854,180	2027-08-01
Federal National Mortgage Association 5%	0.00	1,986	12,127,602	2045-06-01

# Target Date Fund 2020

**Total Stocks**  
6752

**Total Bonds**  
10626

**Total Cash**  
415

## Bond Portfolio Analysis as of 09-30-18

Security Name	Net Assets %	Market Value \$	Amount \$	Maturity Date
Bank of America Corporation 4.44%	0.00	1,985	12,996,949	2048-01-20
Federal Home Loan Mortgage Corporation 3.3%	0.00	1,981	12,880,356	2023-04-25
Federal Home Loan Mortgage Corporation 3%	0.00	1,980	13,481,389	2047-01-01
Enterprise Products Operating LP 6.12%	0.00	1,976	11,044,045	2039-10-15
Goldman Sachs Group, Inc. 4.02%	0.00	1,973	13,940,315	2038-10-31
Altice Financing S.A. 7.5%	0.00	1,971	2,922,345	2026-05-15
Government National Mortgage Association 4.5%	0.00	1,968	12,296,264	2039-05-15
AstraZeneca Plc 3.12%	0.00	1,967	13,855,797	2027-06-12
Federal National Mortgage Association 3%	0.00	1,967	13,035,871	2029-10-01
AT&T Inc 6.35%	0.00	1,965	11,750,381	2040-03-15
Entergy Louisiana, LLC 5.4%	0.00	1,965	11,877,704	2024-11-01
Pemex Project Funding Master Trust 6.62%	0.00	1,965	13,006,135	2035-06-15
XLIT Ltd. 4.45%	0.00	1,963	13,043,110	2025-03-31
Morgan Stanley 6.38%	0.00	1,961	10,364,041	2042-07-24
Federal Home Loan Mortgage Corporation 3.5%	0.00	1,960	13,026,518	2044-01-01
Nexen Energy ULC 7.88%	0.00	1,959	9,720,540	2032-03-15
Federal National Mortgage Association 5.5%	0.00	1,958	53,803,441	2035-04-01
NetApp Inc. 3.3%	0.00	1,956	13,531,590	2024-09-29
Federal National Mortgage Association 3%	0.00	1,954	13,378,755	2042-12-01
CVS Health Corp 5.12%	0.00	1,952	12,569,220	2045-07-20
Diamond 1 Finance Corporation/Diamond 2 Finance Corporation 8.35%	0.00	1,952	10,380,837	2046-07-15
Federal Home Loan Mortgage Corporation 4%	0.00	1,951	12,758,124	2044-09-01
CSX Corporation 6.22%	0.00	1,950	10,563,491	2040-04-30
Midcontinent Communicati	0.00	1,947	2,800,794	2023-12-31
Hess Corporation 7.12%	0.00	1,946	11,264,882	2033-03-15
DAE Funding LLC 4%	0.00	1,946	2,844,956	2020-08-01
Johnson & Johnson 3.5%	0.00	1,945	14,102,852	2048-01-15
MPLX LP 4.9%	0.00	1,945	14,276,588	2058-04-15
Aercap Ireland Capital DAC 3.5%	0.00	1,942	13,712,294	2025-01-15
Jefferies Group LLC 6.88%	0.00	1,938	12,047,659	2021-04-15
Government National Mortgage Association 3%	0.00	1,934	13,316,391	2045-06-20
MetLife Inc. 3.6%	0.00	1,934	12,876,077	2024-04-10
Deutsche Telekom International Finance B.V. 8.75%	0.00	1,929	9,621,752	2030-06-15
Government National Mortgage Association 4.5%	0.00	1,928	12,329,878	2041-09-20
Conagra Brands Inc 3.2%	0.00	1,927	13,324,195	2023-01-25
United Parcel Service, Inc. 6.2%	0.00	1,927	10,258,826	2038-01-15
Federal Home Loan Mortgage Corporation 4.5%	0.00	1,925	12,475,478	2044-07-01
Philippines (Republic Of) 5%	0.00	1,925	11,820,744	2037-01-13
Federal National Mortgage Association 3%	0.00	1,924	13,035,771	2030-09-01
Government National Mortgage Association 5%	0.00	1,924	12,070,948	2040-07-20
Federal National Mortgage Association 3.5%	0.00	1,921	13,027,080	2041-03-01
Federal National Mortgage Association 3.5%	0.00	1,921	13,027,060	2043-04-01
Nep/Ncp Holdco	0.00	1,921	2,820,063	2023-01-23
Analog Devices Inc. 3.12%	0.00	1,918	13,363,150	2023-12-05
Mylan NV 3.15%	0.00	1,918	13,117,501	2021-06-15
Government National Mortgage Association 5%	0.00	1,917	66,659,464	2039-11-20
Verizon Communications Inc. 4.12%	0.00	1,912	14,403,423	2046-08-15
Barclays PLC 4.95%	0.00	1,909	13,908,879	2047-01-10
Federal National Mortgage Association 4.5%	0.00	1,907	12,454,938	2044-10-01
Shell International Finance B.V. 2.25%	0.00	1,907	13,524,136	2023-01-06
Morgan Stanley 5.5%	0.00	1,902	12,275,241	2021-07-28
New Arclin Us Holdings	0.00	1,901	2,799,070	2024-02-14
Apple Inc. 2.4%	0.00	1,899	13,440,154	2023-05-03
Government National Mortgage Association 3.5%	0.00	1,899	12,935,840	2042-02-15
Federal National Mortgage Association 3.5%	0.00	1,897	12,826,539	2031-04-01

# Target Date Fund 2020

		Total Stocks 6752	Total Bonds 10626	Total Cash 415
<b>Bond Portfolio Analysis</b> as of 09-30-18				
Security Name	Net Assets %	Market Value \$	Amount \$	Maturity Date
Federal National Mortgage Association 4%	0.00	1,896	12,775,565	2045-08-01
Enterprise Products Operating LP 3.75%	0.00	1,894	12,943,468	2025-02-15
Williams Partners LP / Williams Partners Finance Corporation 6.3%	0.00	1,894	11,429,984	2040-04-15
Goldman Sachs Group, Inc. 4.75%	0.00	1,892	12,703,268	2045-10-21
Ford Motor Credit Company LLC 5.88%	0.00	1,890	12,355,315	2021-08-02
HCP Inc 3.4%	0.00	1,890	13,630,784	2025-02-01
Government National Mortgage Association 3.5%	0.00	1,889	12,974,216	2044-08-20
BlackRock, Inc. 4.25%	0.00	1,888	12,578,982	2021-05-24
Government National Mortgage Association 4%	0.00	1,888	12,590,905	2042-01-20
Nomura Holdings, Inc. 6.7%	0.00	1,887	12,375,569	2020-03-04
ServiceMaster Company, LLC 5.12%	0.00	1,882	10,329,706	2024-11-15
Federal Home Loan Banks 2.88%	0.00	1,879	12,917,747	2020-09-11
Federal Home Loan Mortgage Corporation 3.5%	0.00	1,879	12,938,093	2042-04-01
Federal Home Loan Mortgage Corporation 4%	0.00	1,879	12,731,580	2043-08-01
Federal Home Loan Mortgage Corporation 3%	0.00	1,878	13,047,964	2030-01-01
Government National Mortgage Association 3%	0.00	1,875	13,296,878	2045-11-20
Bank of America Corporation 5%	0.00	1,874	12,129,739	2044-01-21
Federal National Mortgage Association 3.5%	0.00	1,872	13,010,834	2042-09-01
Federal National Mortgage Association 4.5%	0.00	1,872	12,416,955	2041-04-01
Berkshire Hathaway Inc. 2.75%	0.00	1,871	13,230,526	2023-03-15
Federal Home Loan Mortgage Corporation 3%	0.00	1,871	13,378,748	2043-01-01
Federal Home Loan Mortgage Corporation 3.2%	0.00	1,871	12,968,443	2023-05-15
Federal Home Loan Mortgage Corporation 3%	0.00	1,870	13,375,340	2043-02-01
Cooperatieve Rabobank U.A. 5.25%	0.00	1,868	11,509,077	2041-05-24
Enable Midstream Partners LP 3.9%	0.00	1,866	13,353,366	2024-05-15
FHLMC PC GOLD PC 30YR 4%	0.00	1,866	12,733,628	2044-07-01
JPMorgan Chase & Co. 4.62%	0.00	1,865	12,526,955	2021-05-10
Natwest Markets plc 6.12%	0.00	1,865	12,358,135	2022-12-15
Citibank Credit Card Issuance Trust 1.92%	0.00	1,861	13,129,055	2022-04-07
Federal Home Loan Mortgage Corporation 3%	0.00	1,858	13,077,263	2026-01-01
Federal National Mortgage Association 3.5%	0.00	1,858	12,849,274	2032-01-01
General Electric Company 4.12%	0.00	1,858	14,487,282	2042-10-09
Philippines (Republic Of) 4.2%	0.00	1,857	12,578,549	2024-01-21
Reinsurance Group of America, Incorporated 4.7%	0.00	1,857	12,579,748	2023-09-15
Federal Home Loan Banks 1.5%	0.00	1,856	13,079,217	2019-10-21
Federal Home Loan Mortgage Corporation 3%	0.00	1,856	13,388,167	2043-04-01
Federal National Mortgage Association 3%	0.00	1,856	13,389,182	2043-08-01
Federal Home Loan Mortgage Corporation 2.75%	0.00	1,854	13,082,433	2023-06-19
Magellan Midstream Partners LP 5.15%	0.00	1,854	12,458,118	2043-10-15
Comcast Corporation 4.65%	0.00	1,853	13,058,394	2042-07-15
Federal National Mortgage Association 3.5%	0.00	1,853	12,849,264	2026-12-01
Cooperatieve Rabobank U.A. 4.5%	0.00	1,852	12,613,733	2021-01-11
CSX Corporation 5.5%	0.00	1,850	11,559,022	2041-04-15
Federal Home Loan Mortgage Corporation 3%	0.00	1,850	13,339,702	2033-02-01
Visa Inc 2.15%	0.00	1,848	13,475,633	2022-09-15
Federal Home Loan Mortgage Corporation 4%	0.00	1,846	12,708,700	2044-08-01
Federal National Mortgage Association 2.5%	0.00	1,845	13,329,958	2030-05-01
Ontario (Province Of) 4.4%	0.00	1,845	12,654,761	2020-04-14
Federal Home Loan Mortgage Corporation 4%	0.00	1,841	12,773,879	2046-02-01
Government National Mortgage Association 3.5%	0.00	1,840	12,986,693	2046-12-20
Japan Finance Organization for Municipalities 4%	0.00	1,836	12,716,166	2021-01-13
Federal National Mortgage Association 3%	0.00	1,835	13,479,489	2046-01-01
CALIFORNIA ST 6.2%	0.00	1,834	12,739,169	2019-03-01
Regency Energy Partners LP/Regency Energy Finance Corp. 4.5%	0.00	1,832	12,748,419	2023-11-01
Federal Home Loan Mortgage Corporation 2.5%	0.00	1,831	13,301,057	2028-03-01

# Target Date Fund 2020

**Total Stocks**  
6752

**Total Bonds**  
10626

**Total Cash**  
415

## Bond Portfolio Analysis as of 09-30-18

Security Name	Net Assets %	Market Value \$	Amount \$	Maturity Date
Federal National Mortgage Association 2.5%	0.00	1,830	13,290,987	2029-03-01
Biogen Inc 5.2%	0.00	1,828	12,178,808	2045-09-15
American Tower Corporation 5%	0.00	1,827	12,357,274	2024-02-15
Anheuser-Busch InBev Worldwide Inc. 2.5%	0.00	1,826	13,382,799	2022-07-15
Federal Home Loan Mortgage Corporation 4.5%	0.00	1,826	12,507,423	2047-11-01
Federal Farm Credit Banks 1.95%	0.00	1,823	13,306,451	2021-11-02
Federal National Mortgage Association 4.5%	0.00	1,821	12,429,950	2046-09-01
AXA 8.6%	0.00	1,819	9,939,692	2030-12-15
Federal National Mortgage Association 3%	0.00	1,819	13,147,105	2035-07-01
Altran Technologies Sa	0.00	1,817	2,425,303	2025-03-20
Toyota Motor Credit Corporation 3.4%	0.00	1,817	12,853,718	2021-09-15
Federal Home Loan Mortgage Corporation 3.5%	0.00	1,814	13,064,594	2044-10-01
International Finance Corporation 2.25%	0.00	1,814	13,129,693	2021-01-25
Federal Home Loan Mortgage Corporation 4.5%	0.00	1,813	12,520,080	2049-12-31
America Movil S.A.B. de C.V. 6.12%	0.00	1,810	11,123,549	2037-11-15
Bank of America Corporation 4.45%	0.00	1,809	12,906,032	2026-03-03
LYB International Finance B.V. 4%	0.00	1,809	12,910,102	2023-07-15
Mitsubishi UFJ Financial Group, Inc. 3.54%	0.00	1,809	12,911,507	2021-07-26
Novartis Capital Corporation 3.4%	0.00	1,809	12,903,976	2024-05-06
Anheuser-Busch InBev Finance Inc. 3.7%	0.00	1,801	12,960,738	2024-02-01
Federal National Mortgage Association 4%	0.00	1,801	12,782,081	2046-05-01
Kreditanstalt Fur Wiederaufbau 2.75%	0.00	1,800	12,968,533	2020-10-01
Santander UK PLC 4%	0.00	1,800	12,895,931	2024-03-13
Tennessee Valley Authority 2.88%	0.00	1,799	13,400,886	2027-02-01
Apple Inc. 4.25%	0.00	1,797	12,662,501	2047-02-09
BP Capital Markets plc 3.28%	0.00	1,797	13,508,411	2027-09-19
Federal National Mortgage Association 5.5%	0.00	1,797	11,965,931	2037-08-01
General Dynamics Corporation 3%	0.00	1,797	12,991,070	2021-05-11
Kraft Foods Group Inc. 5%	0.00	1,797	13,532,791	2042-06-04
American Tower Corporation 3.3%	0.00	1,796	13,000,722	2021-02-15
Enbridge Energy Partners L.P. 5.2%	0.00	1,796	12,610,311	2020-03-15
Federal Home Loan Mortgage Corporation 4%	0.00	1,796	12,780,508	2047-04-01
Federal National Mortgage Association 3.5%	0.00	1,794	13,073,991	2044-11-01
State Street Corporation 2.55%	0.00	1,794	13,021,943	2020-08-18
Citigroup Inc. 4%	0.00	1,792	13,026,763	2024-08-05
The Coca-Cola Company 3.2%	0.00	1,792	13,025,898	2023-11-01
Apache Corporation 5.25%	0.00	1,791	12,854,701	2042-02-01
Federal Home Loan Mortgage Corporation 3%	0.00	1,790	13,047,977	2030-02-01
Enterprise Products Operating LP 3.9%	0.00	1,787	12,806,517	2024-02-15
Federal National Mortgage Association 3%	0.00	1,787	13,389,520	2043-07-01
Kinder Morgan Energy Partners LP 5.62%	0.00	1,787	12,354,334	2041-09-01
AT&T Inc 7.12%	0.00	1,786	11,227,792	2026-03-15
European Investment Bank 2.5%	0.00	1,786	13,071,887	2021-04-15
Lockheed Martin Corporation 2.5%	0.00	1,782	13,104,122	2020-11-23
Federal Home Loan Mortgage Corporation 4.5%	0.00	1,781	12,511,559	2046-10-01
AstraZeneca Plc 2.38%	0.00	1,779	13,122,272	2020-11-16
CALIFORNIA ST 7.3%	0.00	1,779	9,254,772	2039-10-01
Federal Home Loan Mortgage Corporation 4%	0.00	1,777	12,770,402	2047-12-01
General Motors Financial Company Inc 4.4%	0.00	1,776	2,805,597	2019-01-15
Equinor ASA 3.25%	0.00	1,775	13,149,434	2024-11-10
Government National Mortgage Association 5%	0.00	1,775	66,598,884	2040-10-20
International Finance Corporation 1.12%	0.00	1,774	13,598,389	2021-07-20
Valero Energy Partners LP 4.38%	0.00	1,774	13,164,235	2026-12-15
Sumitomo Mitsui Banking Corporation 3.65%	0.00	1,773	13,173,557	2025-07-23
Federal National Mortgage Association 4.5%	0.00	1,772	55,834,068	2040-12-01
African Development Bank 1.38%	0.00	1,772	13,182,938	2020-02-12
Federal National Mortgage Association 2.62%	0.00	1,772	13,240,843	2024-09-06
Biogen Inc 4.05%	0.00	1,770	12,887,030	2025-09-15
Newell Brands Inc. 3.85%	0.00	1,769	13,202,207	2023-04-01
Petroleos Mexicanos 5.5%	0.00	1,769	15,266,541	2044-06-27



# Target Date Fund 2020

**Total Stocks**  
6752

**Total Bonds**  
10626

**Total Cash**  
415

## Bond Portfolio Analysis as of 09-30-18

Security Name	Net Assets %	Market Value \$	Amount \$	Maturity Date
Shell International Finance B.V. 4.12%	0.00	1,769	12,758,554	2035-05-11
Total Capital International S.A. 2.88%	0.00	1,769	13,109,668	2022-02-17
Altria Group, Inc. 2.85%	0.00	1,768	13,213,077	2022-08-09
Biogen Inc 2.9%	0.00	1,768	12,988,880	2020-09-15
Prudential Financial, Inc. 3.94%	0.00	1,768	14,334,018	2049-12-07
Federal Home Loan Mortgage Corporation 4%	0.00	1,764	12,684,431	2041-11-01
Federal National Mortgage Association 4%	0.00	1,764	12,776,879	2045-09-01
Fluor Corporation 3.5%	0.00	1,761	13,262,674	2024-12-15
Campbell Soup Company 2.5%	0.00	1,760	13,620,898	2022-08-02
Federal National Mortgage Association 3%	0.00	1,759	13,069,460	2031-12-01
Federal National Mortgage Association 4%	0.00	1,757	12,769,392	2044-11-01
McDonald's Corporation 3.5%	0.00	1,755	13,304,836	2027-03-01
Omega Healthcare Investors, Inc. 4.75%	0.00	1,755	13,304,790	2028-01-15
Express Scripts Holding Co 4.8%	0.00	1,753	13,239,475	2046-07-15
Southern Company 2.35%	0.00	1,752	13,326,272	2021-07-01
Duke Realty Limited Partnership 3.25%	0.00	1,751	13,735,822	2026-06-30
Goldman Sachs Group, Inc. 3.5%	0.00	1,751	13,339,811	2025-01-23
International Bank for Reconstruction and Development 1.62%	0.00	1,751	13,338,115	2021-03-09
General Motors Financial Company Inc 4%	0.00	1,748	13,358,190	2025-01-15
Applied Materials Inc. 2.62%	0.00	1,747	13,051,803	2020-10-01
HSBC Holdings plc 5.1%	0.00	1,747	12,433,959	2021-04-05
Federal National Mortgage Association 3.5%	0.00	1,746	13,095,965	2047-02-01
Government National Mortgage Association 3.5%	0.00	1,742	12,985,041	2046-12-20
Celgene Corporation 3.9%	0.00	1,739	13,424,157	2028-02-20
Federal Home Loan Mortgage Corporation 4.5%	0.00	1,739	12,385,562	2040-04-01
Oxbow Carbon Llc	0.00	1,739	2,764,767	2024-01-04
Kellogg Company 3.25%	0.00	1,738	13,718,200	2026-04-01
Corporate Office Properties LP 5.25%	0.00	1,737	12,545,879	2024-02-15
Federal National Mortgage Association 3%	0.00	1,734	13,372,474	2042-10-01
United Health Group Incorporated 6.62%	0.00	1,733	9,947,779	2037-11-15
Aetna, Inc. 2.75%	0.00	1,731	13,397,722	2022-11-15
MPLX LP 4.7%	0.00	1,731	13,865,925	2048-04-15
Federal Home Loan Mortgage Corporation 2.5%	0.00	1,729	13,395,638	2031-12-01
General Dynamics Corporation 2.25%	0.00	1,729	13,511,043	2022-11-15
NEW JERSEY ECONOMIC DEV AUTH 0%	0.00	1,728	13,520,135	2020-02-15
Anheuser-Busch InBev Worldwide Inc. 8.2%	0.00	1,726	9,204,914	2039-01-15
Federal Home Loan Mortgage Corporation 4%	0.00	1,726	12,784,418	2047-10-01
Molson Coors Brewing Company 2.1%	0.00	1,726	13,438,044	2021-07-15
General Dynamics Corporation 2.12%	0.00	1,725	14,435,667	2026-08-15
METROPOLITAN TRANSN AUTH N Y 7.34%	0.00	1,725	9,060,791	2039-11-15
Government National Mortgage Association 4%	0.00	1,724	12,612,677	2040-11-20
Apache Corporation 5.1%	0.00	1,722	13,064,851	2040-09-01
Federal Home Loan Mortgage Corporation 3.5%	0.00	1,722	12,854,833	2027-08-01
Federal National Mortgage Association 3%	0.00	1,722	13,146,894	2032-10-01
American Express Credit Account Master Trust 1.93%	0.00	1,721	13,103,247	2022-09-15
Ford Motor Company 5.29%	0.00	1,720	14,507,914	2046-12-08
Sumitomo Mitsui Financial Group Inc 2.06%	0.00	1,720	13,440,127	2021-07-14
Inter-American Development Bank 1.25%	0.00	1,719	13,591,552	2021-09-14
Tennessee Gas Pipeline Company 7%	0.00	1,719	11,141,576	2027-03-15
Government National Mortgage Association 4.5%	0.00	1,713	12,437,661	2047-04-20
Federal National Mortgage Association 2.5%	0.00	1,712	13,605,435	2036-11-01
Federal National Mortgage Association 3.5%	0.00	1,712	13,027,032	2041-01-01
Government National Mortgage Association 4%	0.00	1,707	12,625,948	2040-08-15
PSEG Power LLC 8.62%	0.00	1,707	9,900,602	2031-04-15
Capital One Financial Corporation 3.75%	0.00	1,706	13,689,114	2027-03-09

# Target Date Fund 2020

**Total Stocks**  
6752

**Total Bonds**  
10626

**Total Cash**  
415

## Bond Portfolio Analysis as of 09-30-18

Security Name	Net Assets %	Market Value \$	Amount \$	Maturity Date
Noble Energy, Inc. 5.05%	0.00	1,706	13,339,703	2044-11-15
Republic of Colombia 4%	0.00	1,704	12,921,598	2024-02-26
Federal Home Loan Mortgage Corporation 4%	0.00	1,703	12,775,690	2047-09-01
MetLife Inc. 4.12%	0.00	1,703	13,630,296	2042-08-13
Deutsche Bank AG 3.7%	0.00	1,702	13,723,226	2024-05-30
Inter-American Development Bank 2.12%	0.00	1,702	13,721,738	2025-01-15
NEW JERSEY ST TPK AUTH 7.41%	0.00	1,702	9,031,090	2040-01-01
Federal National Mortgage Association 3%	0.00	1,699	13,251,463	2036-07-01
Federal Home Loan Mortgage Corporation 4%	0.00	1,698	12,768,689	2045-08-01
Federal Home Loan Mortgage Corporation 3.5%	0.00	1,695	13,091,977	2045-10-01
Federal National Mortgage Association 3%	0.00	1,691	13,375,546	2042-11-01
Skandinaviska Enskilda Banken AB (publ) 1.88%	0.00	1,691	13,531,549	2021-09-13
Viacom Inc 3.88%	0.00	1,691	13,152,016	2024-04-01
General Motors Financial Company Inc 3.7%	0.00	1,689	13,224,776	2023-05-09
Keurig Dr Pepper Inc 2%	0.00	1,689	13,136,791	2020-01-15
APIDOS CLO XXIV 7.95%	0.00	1,688	10,199,133	2030-10-20
Federal National Mortgage Association 3%	0.00	1,688	13,146,986	2033-08-01
Federal National Mortgage Association 4%	0.00	1,686	12,702,360	2039-04-01
Government National Mortgage Association 3.5%	0.00	1,686	12,919,856	2042-03-15
Federal National Mortgage Association 3.5%	0.00	1,685	13,074,043	2045-11-01
Cigna Corporation 3.25%	0.00	1,682	13,649,078	2025-04-15
K-Mac Holdings Corp	0.00	1,682	2,812,329	2025-03-14
Apple Inc. 1.55%	0.00	1,681	13,470,449	2021-08-04
Government National Mortgage Association 3.5%	0.00	1,681	12,915,691	2042-03-20
Federal Home Loan Mortgage Corporation 4%	0.00	1,680	12,697,048	2031-01-01
Government National Mortgage Association 3.5%	0.00	1,680	12,899,971	2043-04-20
Masco Corporation 4.38%	0.00	1,679	12,980,418	2026-04-01
Federal Home Loan Mortgage Corporation 4%	0.00	1,676	12,788,909	2047-11-01
Federal Home Loan Mortgage Corporation 3%	0.00	1,675	13,494,528	2047-12-01
Federal National Mortgage Association 1.25%	0.00	1,675	13,527,142	2021-08-17
The ADT Corporation 6.25%	0.00	1,674	2,688,975	2021-10-15
Federal Home Loan Mortgage Corporation 4%	0.00	1,671	12,758,111	2044-12-01
Thermo Fisher Scientific Inc 3.3%	0.00	1,671	13,041,537	2022-02-15
National Rural Utilities Cooperative Finance Corporation 8%	0.00	1,668	9,426,493	2032-03-01
GRUPO TELEVISIA S A B 6.62%	0.00	1,663	11,406,770	2040-01-15
Kraton Polymers Llc	0.00	1,662	2,812,160	2025-03-08
Government National Mortgage Association 4%	0.00	1,662	12,636,712	2046-03-20
Kerr-Mcgee Corporation 7.88%	0.00	1,660	10,374,682	2031-09-15
Federal Home Loan Mortgage Corporation 5%	0.00	1,659	12,175,078	2039-04-01
Wells Fargo & Company 4.65%	0.00	1,659	13,275,245	2044-11-04
General Mills, Inc. 3.2%	0.00	1,657	14,091,515	2027-02-10
Federal Home Loan Mortgage Corporation 3.5%	0.00	1,654	13,026,550	2043-04-01
WACHOVIA CORPORATION 5.5%	0.00	1,654	11,950,019	2035-08-01
Apple Inc. 3.75%	0.00	1,653	13,744,683	2047-09-12
Eversource Energy 2.8%	0.00	1,653	13,423,746	2023-05-01
John Deere Capital Corporation 3.12%	0.00	1,651	12,963,098	2021-09-10
Citigroup Inc. 4.5%	0.00	1,648	12,566,252	2022-01-14
Telefonos de Mexico, S.A. de C.V. 5.5%	0.00	1,648	12,616,385	2019-11-15
E.I. Du Pont de Nemours and Company 2.8%	0.00	1,646	13,287,311	2023-02-15
U.S. Bancorp 4.12%	0.00	1,644	12,646,620	2021-05-24
AT&T Inc 5.15%	0.00	1,642	13,624,457	2050-02-15
Willis Towers Watson Public Limited Company 5.75%	0.00	1,642	12,326,579	2021-03-15
Federal Home Loan Mortgage Corporation 5%	0.00	1,640	12,166,271	2044-03-01
Nike, Inc. 2.38%	0.00	1,640	14,243,633	2026-11-01
Vgd Merger (Ufc) Sub 2In Tlb 7.5	0.00	1,639	10,856,553	—

# Target Date Fund 2020

**Total Stocks**  
6752

**Total Bonds**  
10626

**Total Cash**  
415

## Bond Portfolio Analysis as of 09-30-18

Security Name	Net Assets %	Market Value \$	Amount \$	Maturity Date
Federal Home Loan Mortgage Corporation 3.5%	0.00	1,638	13,086,495	2045-01-01
Federal National Mortgage Association 3%	0.00	1,638	13,492,489	2047-03-01
HSBC Holdings plc 6.5%	0.00	1,638	10,969,777	2036-05-02
Federal National Mortgage Association 3.5%	0.00	1,637	13,058,350	2044-01-01
JPMorgan Chase & Co. 5.4%	0.00	1,637	11,493,562	2042-01-06
Leggett & Platt Inc. 3.5%	0.00	1,637	13,832,353	2027-11-15
Amgen Inc. 2.6%	0.00	1,636	14,273,871	2026-08-19
WELLTOWER INC 3.75%	0.00	1,633	13,013,534	2023-03-15
Federal National Mortgage Association 4.5%	0.00	1,631	12,410,876	2040-03-01
Halliburton Company 7.45%	0.00	1,631	9,633,985	2039-09-15
Insite Issuer LLC 2013-1 6.41%	0.00	1,629	2,857,936	2046-11-15
American Express Company 2.65%	0.00	1,628	13,418,652	2022-12-02
Caterpillar Inc 3.8%	0.00	1,627	13,500,438	2042-08-15
Federal National Mortgage Association 3.5%	0.00	1,627	13,080,875	2046-05-01
Federal National Mortgage Association 3.5%	0.00	1,627	12,998,290	2037-11-01
Federal National Mortgage Association 4.5%	0.00	1,627	12,382,443	2039-09-01
Florida Power & Light Company 5.95%	0.00	1,627	10,570,816	2038-02-01
The Boeing Company 2.5%	0.00	1,627	13,780,399	2025-03-01
Government National Mortgage Association 3.5%	0.00	1,626	12,935,819	2042-08-15
Morgan Stanley 4.38%	0.00	1,626	13,296,684	2047-01-22
Precision Castparts Corp. 2.5%	0.00	1,624	13,420,918	2023-01-15
Government National Mortgage Association 3%	0.00	1,623	13,285,404	2042-09-15
Wells Fargo & Company 2.5%	0.00	1,623	13,193,489	2021-03-04
Federal National Mortgage Association 5%	0.00	1,622	12,144,144	2041-08-01
Petro-Canada 6.8%	0.00	1,620	10,173,076	2038-05-15
Federal National Mortgage Association 3%	0.00	1,619	13,251,470	2036-09-01
Government National Mortgage Association 4%	0.00	1,616	12,591,455	2041-10-20
Southwestern Public Service Company 3.7%	0.00	1,613	14,112,452	2047-08-15
Consolidated Container Co	0.00	1,612	2,811,628	2024-05-22
Duke Energy Indiana, LLC. 3.75%	0.00	1,611	14,130,426	2046-05-15
AEP Transmission Company, LLC 3.75%	0.00	1,610	14,137,869	2047-12-01
Energy Transfer Partners LP 7.5%	0.00	1,610	10,822,820	2038-07-01
Phillips 66 4.3%	0.00	1,610	12,566,334	2022-04-01
Southern Copper Corporation 5.88%	0.00	1,609	11,835,954	2045-04-23
United Technologies Corporation 3.1%	0.00	1,609	13,114,414	2022-06-01
Kreditanstalt Fur Wiederaufbau 0%	0.00	1,607	23,140,194	2036-04-18
National Oilwell Varco Incorporation 2.6%	0.00	1,607	13,562,557	2022-12-01
Federal National Mortgage Association 3%	0.00	1,606	13,383,753	2043-03-01
Federal National Mortgage Association 4%	0.00	1,606	12,685,302	2038-01-01
Nordic Investment Bank 2.25%	0.00	1,606	13,137,998	2021-02-01
Federal National Mortgage Association 4%	0.00	1,604	12,700,432	2041-01-01
NEW JERSEY ST TRANSN TR FD AUTH 6.56%	0.00	1,604	10,739,359	2040-12-15
Federal Home Loan Mortgage Corporation 1.5%	0.00	1,602	13,126,377	2020-01-17
Federal National Mortgage Association 3.5%	0.00	1,602	12,872,644	2032-05-01
Visa Inc 4.15%	0.00	1,601	12,515,263	2035-12-14
American Express Credit Corporation 2.25%	0.00	1,597	13,256,327	2021-05-05
Federal National Mortgage Association 4%	0.00	1,597	12,693,898	2041-02-01
Federal Home Loan Mortgage Corporation 2.5%	0.00	1,596	13,396,181	2032-10-01
Praxair, Inc. 2.45%	0.00	1,596	13,282,370	2022-02-15
Federal National Mortgage Association 3%	0.00	1,589	13,069,465	2030-12-01
Federal National Mortgage Association 3.5%	0.00	1,589	12,912,222	2035-12-01
Government National Mortgage Association 5%	0.00	1,589	12,167,072	2041-01-15
Deutsche Telekom International Finance B.V. 9.25%	0.00	1,588	8,927,458	2032-06-01
Energy Transfer Partners LP 4.2%	0.00	1,588	13,377,727	2027-04-15
Lockheed Martin Corporation 4.07%	0.00	1,585	13,293,238	2042-12-15
Federal Home Loan Mortgage Corporation 2.5%	0.00	1,584	13,395,031	2031-06-01
Waste Management, Inc. 4.1%	0.00	1,584	13,151,003	2045-03-01
Federal Home Loan Mortgage Corporation 3%	0.00	1,583	13,251,288	2037-01-01
Marathon Oil Corporation 6.8%	0.00	1,583	10,975,427	2032-03-15
International Paper Company 5%	0.00	1,582	12,707,058	2035-09-15

# Target Date Fund 2020

**Total Stocks**  
6752

**Total Bonds**  
10626

**Total Cash**  
415

## Bond Portfolio Analysis as of 09-30-18

Security Name	Net Assets %	Market Value \$	Amount \$	Maturity Date
JPMorgan Chase & Co. 5.62%	0.00	1,582	11,371,672	2043-08-16
Government National Mortgage Association 4.5%	0.00	1,580	12,337,047	2046-10-20
Government National Mortgage Association 3.5%	0.00	1,578	12,950,905	2043-02-20
Federal Home Loan Mortgage Corporation 3.5%	0.00	1,576	13,083,754	2045-07-01
Government National Mortgage Association 2.5%	0.00	1,576	13,317,017	2031-10-20
Government National Mortgage Association 4%	0.00	1,576	12,550,999	2041-01-15
Federal Home Loan Mortgage Corporation 3.5%	0.00	1,575	13,026,469	2042-06-01
Federal National Mortgage Association 3.5%	0.00	1,575	12,926,127	2037-05-01
Federal National Mortgage Association 4%	0.00	1,573	12,700,463	2042-05-01
Federal Home Loan Mortgage Corporation 4.5%	0.00	1,569	12,384,815	2041-02-01
Federal National Mortgage Association 3.5%	0.00	1,566	13,074,023	2045-05-01
Baker Hughes A Ge 3.2%	0.00	1,558	12,988,943	2021-08-15
BNP Paribas 5%	0.00	1,558	12,490,249	2021-01-15
Dollar Tree Inc 3.04%	0.00	1,557	2,815,092	2020-04-17
Federal National Mortgage Association 4%	0.00	1,554	12,692,758	2040-11-01
Government National Mortgage Association 3.5%	0.00	1,553	12,921,002	2043-07-20
Albany Molecular Research	0.00	1,553	2,816,543	2024-08-30
Federal National Mortgage Association 4.5%	0.00	1,551	12,381,606	2039-04-01
Government National Mortgage Association 3%	0.00	1,551	12,982,960	2028-09-20
Philippines (Republic Of) 6.38%	0.00	1,551	10,566,282	2032-01-15
MetLife Inc. 5.88%	0.00	1,549	11,022,466	2041-02-06
Council of Europe Development Bank 1.75%	0.00	1,548	13,073,243	2019-11-14
Federal Home Loan Mortgage Corporation 3%	0.00	1,548	13,384,652	2043-02-01
Amazon.com, Inc. 4.05%	0.00	1,547	13,117,456	2047-08-22
Federal National Mortgage Association 5.5%	0.00	1,547	11,914,325	2039-12-01
Hewlett Packard Enterprise Company 4.4%	0.00	1,547	12,580,131	2022-10-15
Citigroup Inc. 4.3%	0.00	1,544	13,106,962	2026-11-20
Federal National Mortgage Association 3.5%	0.00	1,543	12,872,471	2034-01-01
Federal Home Loan Mortgage Corporation 3%	0.00	1,540	13,446,827	2045-06-01
Air Lease Corporation 3.5%	0.00	1,538	13,016,139	2022-01-15
General Motors Company 6.25%	0.00	1,538	12,601,180	2043-10-02
GNMA PASS-THRU M SINGLE FAMILY 3.5%	0.00	1,536	12,950,929	2044-10-20
Israel (State Of) 4%	0.00	1,536	12,667,780	2022-06-30
Shell International Finance B.V. 4.38%	0.00	1,536	12,442,998	2045-05-11
Federal National Mortgage Association 2.5%	0.00	1,535	13,290,978	2031-03-01
Private Export Funding Corp. 3.55%	0.00	1,530	12,685,350	2024-01-15
Federal Farm Credit Banks 1.68%	0.00	1,529	13,224,314	2020-10-13
Amgen Inc. 3.88%	0.00	1,527	12,738,497	2021-11-15
Federal National Mortgage Association 3%	0.00	1,527	13,315,087	2037-09-01
Pepsico Capital Resources, Inc. 1.7%	0.00	1,527	13,455,634	2021-10-06
Anthem Inc 4.62%	0.00	1,526	13,223,385	2042-05-15
Vodafone Group plc 2.95%	0.00	1,525	13,397,514	2023-02-19
Lincoln National Corporation 4%	0.00	1,523	12,777,306	2023-09-01
Federal Home Loan Mortgage Corporation 3.25%	0.00	1,521	12,892,323	2023-04-25
Federal Home Loan Mortgage Corporation 4%	0.00	1,520	12,784,420	2047-08-01
Federal Home Loan Mortgage Corporation 3%	0.00	1,518	13,251,266	2036-06-01
Federal Home Loan Mortgage Corporation 3%	0.00	1,518	13,315,005	2037-10-01
Union Pacific Corporation 4.75%	0.00	1,517	12,497,683	2043-12-15
APTIV PLC 3.15%	0.00	1,516	13,039,744	2020-11-19
Petro-Canada 5.95%	0.00	1,514	11,218,930	2035-05-15
General Motors Financial Company Inc 3.7%	0.00	1,513	12,860,587	2020-11-24
Federal Home Loan Mortgage Corporation 2.5%	0.00	1,512	13,319,895	2029-10-01
Verizon Communications Inc. 4.27%	0.00	1,511	13,558,992	2036-01-15
Federal Home Loan Mortgage Corporation 2.79%	0.00	1,507	13,052,545	2022-01-25
Federal Home Loan Mortgage Corporation 3%	0.00	1,504	13,384,974	2043-04-01
Federal Home Loan Mortgage Corporation 3.5%	0.00	1,501	13,114,151	2047-03-01
Digital Realty Trust, L.P. 5.25%	0.00	1,496	12,479,839	2021-03-15
Amazon.com, Inc. 4.8%	0.00	1,495	11,844,806	2034-12-05
Restaurant Technologies Inc	0.00	1,494	2,802,547	2025-09-24
Federal National Mortgage Association 3%	0.00	1,492	13,388,629	2043-04-01

# Target Date Fund 2020

**Total Stocks**  
6752

**Total Bonds**  
10626

**Total Cash**  
415

## Bond Portfolio Analysis as of 09-30-18

Security Name	Net Assets %	Market Value \$	Amount \$	Maturity Date
Government National Mortgage Association 4%	0.00	1,490	12,627,361	2040-12-20
Enbridge Energy Partners L.P. 7.5%	0.00	1,489	10,022,229	2038-04-15
Federal Home Loan Banks 2.12%	0.00	1,489	13,043,387	2020-03-13
Federal Home Loan Mortgage Corporation 2.5%	0.00	1,489	13,300,578	2027-03-01
Government National Mortgage Association 3%	0.00	1,487	12,987,582	2032-04-20
Government National Mortgage Association 4%	0.00	1,487	12,647,620	2047-07-20
Credit Suisse AG New York Branch 3.62%	0.00	1,485	13,110,646	2024-09-09
Diamond 1 Finance Corporation/Diamond 2 Finance Corporation 8.1%	0.00	1,485	10,767,207	2036-07-15
Kraft Foods Group Inc. 3.5%	0.00	1,485	13,002,471	2022-06-06
Cisco Systems, Inc. 5.5%	0.00	1,483	10,836,093	2040-01-15
Federal Home Loan Banks 2.88%	0.00	1,482	13,101,477	2024-09-13
Federal Home Loan Banks 2.25%	0.00	1,481	13,110,547	2021-01-29
Citibank, N.A. 2.1%	0.00	1,480	13,156,872	2020-06-12
Federal Home Loan Mortgage Corporation 4%	0.00	1,476	12,684,817	2040-10-01
Federal National Mortgage Association 1.88%	0.00	1,476	14,249,587	2026-09-24
Federal National Mortgage Association 2.5%	0.00	1,476	13,329,670	2030-01-01
Federal Home Loan Mortgage Corporation 2.5%	0.00	1,472	13,301,163	2028-01-01
Federal National Mortgage Association 3.5%	0.00	1,472	13,073,983	2044-10-01
Oracle Corporation 2.95%	0.00	1,472	13,379,102	2024-11-15
Cimarex Energy Corporation 3.9%	0.00	1,470	13,526,148	2027-05-15
Discovery Communications, LLC 6.35%	0.00	1,470	11,759,853	2040-06-01
Federal Home Loan Mortgage Corporation 1.38%	0.00	1,470	13,203,218	2020-04-20
Federal National Mortgage Association 4%	0.00	1,470	12,693,856	2041-09-01
Federal National Mortgage Association 2.5%	0.00	1,468	13,281,988	2028-01-01
KeyBank National Association 6.95%	0.00	1,468	10,850,800	2028-02-01
The Procter & Gamble Company 1.9%	0.00	1,468	13,205,007	2020-10-23
Kinder Morgan Energy Partners LP 4.3%	0.00	1,465	12,797,776	2024-05-01
Citigroup Inc. 3.88%	0.00	1,464	13,288,317	2025-03-26
Duke Energy Corp 3.95%	0.00	1,464	12,764,642	2023-10-15
Federal Home Loan Mortgage Corporation 3.5%	0.00	1,461	13,026,505	2044-02-01
Johnson & Johnson 1.65%	0.00	1,459	13,341,846	2021-03-01
Commonwealth Bank Australia New York Branch 2.3%	0.00	1,458	13,083,026	2020-03-12
Federal National Mortgage Association 2.12%	0.00	1,458	13,868,670	2026-04-24
Mexico (United Mexican States) 5.55%	0.00	1,458	12,161,506	2045-01-21
PNC Bank, National Association 2.95%	0.00	1,458	13,349,203	2023-01-30
Noble Energy, Inc. 6%	0.00	1,456	12,076,215	2041-03-01
Vale Overseas Limited 6.88%	0.00	1,455	11,029,969	2039-11-10
Government National Mortgage Association 3.5%	0.00	1,454	12,949,998	2047-07-20
KeyBank National Association 3.3%	0.00	1,454	13,389,565	2025-06-01
European Investment Bank 2.5%	0.00	1,452	13,400,549	2024-10-15
Regions Financial Corporation 2.75%	0.00	1,452	13,399,677	2022-08-14
PNC Bank, National Association 2.7%	0.00	1,451	13,413,060	2022-11-01
Realty Income Corporation 3.65%	0.00	1,450	13,422,260	2028-01-15
Burlington Northern Santa Fe LLC 6.2%	0.00	1,449	10,474,276	2036-08-15
Ticp Clo Xi FRN 8.4%	0.00	1,447	10,199,133	2031-10-20
Bank of New York Mellon Corporation 3.25%	0.00	1,447	13,440,487	2027-05-16
Federal National Mortgage Association 3%	0.00	1,447	13,435,615	2045-04-01
International Bank for Reconstruction and Development 2.5%	0.00	1,447	13,444,155	2025-07-29
GreatAmerica Leasing Receivables Funding LLC 1.72%	0.00	1,447	58,133,883	2019-04-22
Government National Mortgage Association 3.5%	0.00	1,442	12,920,997	2043-10-20
Kreditanstalt Fur Wiederaufbau 2.75%	0.00	1,441	12,964,780	2020-09-08
BA Credit Card Trust 1.95%	0.00	1,438	13,102,920	2022-08-15
Marathon Petroleum Company 3.62%	0.00	1,438	13,094,306	2024-09-15
Bank of New York Mellon Corporation 2.15%	0.00	1,436	13,067,137	2020-02-24
Federal National Mortgage Association 3.5%	0.00	1,436	12,822,754	2027-09-01

# Target Date Fund 2020

**Total Stocks**  
6752

**Total Bonds**  
10626

**Total Cash**  
415

## Bond Portfolio Analysis as of 09-30-18

Security Name	Net Assets %	Market Value \$	Amount \$	Maturity Date
B&G Foods Inc	0.00	1,434	2,814,771	2022-11-02
America Movil S.A.B. de C.V. 4.38%	0.00	1,433	13,240,572	2042-07-16
American Express Company 3%	0.00	1,433	13,527,588	2024-10-30
AT&T Inc 4.25%	0.00	1,433	13,090,712	2027-03-01
The Estee Lauder Companies Inc. 3.15%	0.00	1,433	13,582,026	2027-03-15
Bank Of Nova Scotia (The)	0.00	1,432	938,259	2019-08-02
Societe Generale New York Branch 2.46%	0.00	1,432	938,259	2019-01-31
The Kroger Co. 2.95%	0.00	1,430	13,130,073	2021-11-01
AbbVie Inc. 4.25%	0.00	1,429	13,069,368	2028-11-14
American Honda Finance Corporation 2.65%	0.00	1,429	13,074,307	2021-02-12
General Motors Financial Company Inc 3.2%	0.00	1,429	12,959,029	2020-07-13
Federal Home Loan Banks 2.12%	0.00	1,428	13,030,568	2020-02-11
Federal National Mortgage Association 4.5%	0.00	1,428	12,447,006	2042-06-01
Federal National Mortgage Association 3.5%	0.00	1,427	12,912,214	2037-01-01
Wyeth 5.95%	0.00	1,424	10,659,663	2037-04-01
Federal Home Loan Mortgage Corporation 2.5%	0.00	1,423	13,301,345	2028-06-01
Federal National Mortgage Association 3.5%	0.00	1,423	13,080,906	2046-12-01
PSI Energy, Inc. 6.12%	0.00	1,423	10,652,232	2035-10-15
Columbus Mckinnon Corp	0.00	1,422	2,816,542	2024-01-31
BHP Billiton Finance (USA) Limited 5%	0.00	1,421	11,640,056	2043-09-30
Federal Home Loan Mortgage Corporation 3.5%	0.00	1,421	13,026,396	2044-04-01
TransCanada Pipelines Limited 6.2%	0.00	1,421	11,066,467	2037-10-15
Oversea-Chinese Banking Corp. Ltd.	0.00	1,421	945,535	2019-01-23
The Charles Schwab Corporation 4.45%	0.00	1,420	12,607,873	2020-07-22
Credit Industriel Et Commercial	0.00	1,420	946,300	2019-01-31
Unitymedia KabelBW GmbH 6.12%	0.00	1,419	2,698,625	2025-01-15
Federal Home Loan Mortgage Corporation 3.5%	0.00	1,419	13,096,151	2047-06-01
Federal National Mortgage Association 3.5%	0.00	1,419	13,110,382	2047-06-01
Waste Management, Inc. 3.12%	0.00	1,419	13,326,716	2025-03-01
CHICAGO ILL MET WTR RECLAMATION DIST 5.72%	0.00	1,417	10,703,601	2038-12-01
Ww Medical & Health	0.00	1,416	2,804,860	2024-11-02
21st Century Fox America, Inc. 5.4%	0.00	1,415	11,041,865	2043-10-01
Federal Home Loan Mortgage Corporation 3%	0.00	1,414	13,251,290	2036-09-01
Federal National Mortgage Association 3%	0.00	1,414	13,035,879	2029-01-01
Federal National Mortgage Association 3%	0.00	1,412	13,251,444	2035-12-01
GNMA PASS-THRU M SINGLE FAMILY 3%	0.00	1,412	13,261,668	2044-11-20
Federal National Mortgage Association 3%	0.00	1,411	13,035,685	2028-12-01
Federal National Mortgage Association 3%	0.00	1,410	13,035,871	2029-11-01
E. I. Du Pont de Nemours and Company 6.5%	0.00	1,408	11,049,787	2028-01-15
Government National Mortgage Association 4%	0.00	1,408	12,666,675	2042-11-20
Federal Home Loan Mortgage Corporation 3.5%	0.00	1,407	12,870,001	2032-02-01
CALIFORNIA ST 7.62%	0.00	1,406	8,873,810	2040-03-01
McDonald's Corporation 4.88%	0.00	1,406	12,355,880	2045-12-09
NiSource Inc. 5.25%	0.00	1,406	12,219,263	2043-02-15
Amgen Inc. 6.4%	0.00	1,405	10,805,714	2039-02-01
Discovery Communications, LLC 4.9%	0.00	1,403	12,589,966	2026-03-11
Federal Home Loan Mortgage Corporation 3.5%	0.00	1,402	13,026,534	2043-05-01
Federal Home Loan Mortgage Corporation 3.5%	0.00	1,402	13,026,540	2043-04-01
AbbVie Inc. 2.5%	0.00	1,399	13,068,047	2020-05-14
Cisco Systems, Inc. 5.9%	0.00	1,399	10,382,472	2039-02-15
Federal Home Loan Mortgage Corporation 3%	0.00	1,399	13,394,032	2044-09-01
American Tower Corporation 3.12%	0.00	1,398	14,201,609	2027-01-15
Southern Company Gas Capital Corporation 4.4%	0.00	1,398	13,566,746	2047-05-30
Federal Home Loan Mortgage Corporation 2.31%	0.00	1,397	13,322,122	2022-08-25
Federal National Mortgage Association 4.5%	0.00	1,396	12,412,883	2039-11-01
General Electric Company 3.45%	0.00	1,396	13,122,870	2024-05-15
Archer-Daniels-Midland Company 4.02%	0.00	1,392	13,478,908	2043-04-16
Federal Home Loan Mortgage Corporation 3%	0.00	1,392	13,251,294	2036-09-01
Government National Mortgage Association 3.5%	0.00	1,392	12,982,006	2042-12-20
International Flavors & Fragrances Inc. 3.4%	0.00	1,388	12,908,947	2020-09-25

# Target Date Fund 2020

**Total Stocks**  
6752

**Total Bonds**  
10626

**Total Cash**  
415

## Bond Portfolio Analysis as of 09-30-18

Security Name	Net Assets %	Market Value \$	Amount \$	Maturity Date
Mylan NV 5.25%	0.00	1,388	13,814,691	2046-06-15
Federal Home Loan Mortgage Corporation 3%	0.00	1,385	13,113,746	2033-04-01
Federal National Mortgage Association 4%	0.00	1,385	12,700,539	2040-10-01
Altice Financing S.A. 6.62%	0.00	1,385	10,123,191	2023-02-15
Federal National Mortgage Association 4%	0.00	1,384	12,702,100	2039-02-01
Government National Mortgage Association 4%	0.00	1,384	12,591,338	2042-04-20
Federal Home Loan Mortgage Corporation 4%	0.00	1,383	12,684,565	2042-04-01
Amgen Inc. 6.38%	0.00	1,381	10,934,524	2037-06-01
Bank of America Corporation 6.11%	0.00	1,381	11,235,679	2037-01-29
Ford Motor Company 7.45%	0.00	1,379	11,633,379	2031-07-16
Government National Mortgage Association 4%	0.00	1,377	12,606,307	2043-08-20
Federal National Mortgage Association 4.5%	0.00	1,376	12,409,044	2040-04-01
Telefonica Emisiones S.A.U. 5.21%	0.00	1,376	13,207,393	2047-03-08
Kosmos Energy Ltd 7.88%	0.00	1,374	2,774,969	2021-08-01
Federal National Mortgage Association 4%	0.00	1,374	12,780,278	2046-03-01
QVC, Inc. 4.45%	0.00	1,374	13,601,792	2025-02-15
The Walt Disney Company 2.55%	0.00	1,374	13,265,096	2022-02-15
Kinder Morgan Energy Partners LP 7.5%	0.00	1,371	10,407,501	2040-11-15
NEW YORK ST DORM AUTH 5.63%	0.00	1,371	11,127,119	2039-03-15
EnCana Corporation 6.5%	0.00	1,370	11,080,843	2034-08-15
Government National Mortgage Association 4%	0.00	1,370	12,618,672	2040-10-15
United Parcel Service, Inc. 2.35%	0.00	1,368	13,372,612	2022-05-16
Hca Inc	0.00	1,368	2,800,627	2025-03-13
Canadian Natural Resources Limited 6.45%	0.00	1,367	11,094,473	2033-06-30
Federal Home Loan Mortgage Corporation 3.5%	0.00	1,366	13,070,056	2044-11-01
Caterpillar Inc 5.2%	0.00	1,365	11,290,083	2041-05-27
Federal National Mortgage Association 4.5%	0.00	1,365	12,465,479	2043-09-01
MetLife Inc. 6.4%	0.00	1,365	12,190,175	2066-12-15
Time Warner Cable Inc. 5.88%	0.00	1,365	12,798,569	2040-11-15
Federal National Mortgage Association 4%	0.00	1,362	12,702,352	2046-02-01
Government National Mortgage Association 4.5%	0.00	1,362	12,438,274	2047-05-20
Federal Home Loan Mortgage Corporation 3.5%	0.00	1,359	13,059,130	2044-10-01
Federal National Mortgage Association 2.5%	0.00	1,358	13,281,692	2027-06-01
FedEx Corporation 4.75%	0.00	1,358	12,904,474	2045-11-15
General Motors Company 6.6%	0.00	1,358	12,120,227	2036-04-01
Consolidated Edison Company of New York, Inc. 6.75%	0.00	1,355	9,885,913	2038-04-01
Federal Home Loan Mortgage Corporation 3%	0.00	1,355	13,109,483	2031-12-01
Citigroup Inc. 6.62%	0.00	1,354	10,950,761	2032-06-15
eBay Inc. 2.75%	0.00	1,354	13,454,381	2023-01-30
Federal National Mortgage Association 4.5%	0.00	1,353	12,416,955	2041-04-01
Federal Home Loan Banks 1.75%	0.00	1,352	13,166,969	2020-07-13
Federal Home Loan Mortgage Corporation 3%	0.00	1,352	13,505,246	2044-09-15
Federal National Mortgage Association 4%	0.00	1,352	12,744,629	2043-12-01
AvalonBay Communities, Inc. 4.2%	0.00	1,350	12,617,951	2023-12-15
Citigroup Inc. 8.12%	0.00	1,350	8,951,798	2039-07-15
Federal National Mortgage Association 4.5%	0.00	1,349	12,416,985	2040-09-01
Sumitomo Mitsui Financial Group Inc 3.1%	0.00	1,348	13,278,021	2023-01-17
Pepsico Capital Resources, Inc. 4.88%	0.00	1,346	11,750,159	2040-11-01
Federal National Mortgage Association 2.5%	0.00	1,345	13,329,724	2030-02-01
Government National Mortgage Association 3%	0.00	1,345	12,983,432	2031-07-20
The Mosaic Company 3.25%	0.00	1,345	13,230,919	2022-11-15
Federal National Mortgage Association 4%	0.00	1,344	12,764,515	2044-09-01
Government National Mortgage Association 3%	0.00	1,343	13,222,423	2043-03-20
GEORGIA MUN ELEC AUTH 6.64%	0.00	1,341	10,954,408	2057-04-01
Weyerhaeuser Company 4.62%	0.00	1,341	12,592,954	2023-09-15
Discovery Communications, LLC 4.95%	0.00	1,340	13,726,481	2042-05-15
Starbucks Corporation 3.85%	0.00	1,340	12,782,979	2023-10-01
Kinder Morgan Energy Partners LP 6.5%	0.00	1,339	11,444,654	2039-09-01
Federal National Mortgage Association 4%	0.00	1,337	12,700,420	2041-09-01
HSBC Holdings plc 6.8%	0.00	1,337	10,526,653	2038-06-01

# Target Date Fund 2020

**Total Stocks**  
6752

**Total Bonds**  
10626

**Total Cash**  
415

## Bond Portfolio Analysis as of 09-30-18

Security Name	Net Assets %	Market Value \$	Amount \$	Maturity Date
Caterpillar Financial Services Corporation 3.75%	0.00	1,335	12,825,796	2023-11-24
Ecopetrol S.A. 7.38%	0.00	1,335	11,372,142	2043-09-18
Government National Mortgage Association 3%	0.00	1,335	13,276,991	2043-02-15
Molson Coors Brewing Company 5%	0.00	1,330	13,032,065	2042-05-01
Target Corporation 4%	0.00	1,328	13,447,529	2042-07-01
Tennessee Valley Authority 3.5%	0.00	1,328	13,323,269	2042-12-15
Federal Home Loan Mortgage Corporation 2.87%	0.00	1,327	13,015,819	2021-12-25
Federal Home Loan Mortgage Corporation 3.5%	0.00	1,327	13,084,767	2044-05-01
Tyson Foods, Inc. 4.5%	0.00	1,327	12,547,635	2022-06-15
V.F. Corporation 3.5%	0.00	1,327	12,898,084	2021-09-01
Wynn Las Vegas, LLC/Wynn Las Vegas Capital Corp.	0.00	1,326	11,579,105	—
Berkshire Hathaway Energy Company 3.8%	0.00	1,326	14,304,653	2048-07-15
Federal National Mortgage Association 3%	0.00	1,326	13,471,494	2045-11-01
Pepsico Capital Resources, Inc. 2.75%	0.00	1,324	13,514,497	2025-04-30
S&P GLOBAL INC 4.4%	0.00	1,323	12,595,949	2026-02-15
Exxon Mobil Corporation 4.11%	0.00	1,322	12,746,646	2046-03-01
Federal Home Loan Mortgage Corporation 3%	0.00	1,319	13,171,768	2035-06-01
Northrop Grumman Corporation 3.25%	0.00	1,319	13,741,685	2028-01-15
Microsoft Corporation 3.3%	0.00	1,318	13,174,202	2027-02-06
Federal National Mortgage Association 3%	0.00	1,317	13,431,462	2045-04-01
International Lease Finance Corporation 8.25%	0.00	1,317	11,824,616	2020-12-15
Federal National Mortgage Association 3.35%	0.00	1,315	12,936,661	2024-03-25
Citigroup Inc. 6%	0.00	1,314	11,551,316	2033-10-31
Federal Home Loan Mortgage Corporation 3.31%	0.00	1,314	12,884,678	2023-05-25
European Investment Bank 1.75%	0.00	1,313	13,159,080	2020-05-15
Federal National Mortgage Association 3%	0.00	1,313	13,251,482	2036-12-01
Federal National Mortgage Association 4.5%	0.00	1,313	12,416,923	2041-07-01
GNMA PASS-THRU M SINGLE FAMILY 4%	0.00	1,313	12,606,472	2044-12-20
NUTRIEN LTD 6.12%	0.00	1,312	11,567,703	2041-01-15
Government National Mortgage Association 4.5%	0.00	1,310	12,318,756	2040-10-15
Southwest Airlines Co. 6.15%	0.00	1,310	12,264,689	2024-02-01
Italy (Republic Of) 6.88%	0.00	1,309	11,896,949	2023-09-27
Citibank Credit Card Issuance Trust 1.75%	0.00	1,308	13,088,698	2021-11-19
Kimco Realty Corporation 3.2%	0.00	1,306	13,052,223	2021-05-01
Prudential Financial, Inc. 4.5%	0.00	1,305	12,608,007	2020-11-15
CSX Corporation 4.25%	0.00	1,304	12,653,054	2021-06-01
Federal National Mortgage Association 2.5%	0.00	1,304	13,381,140	2031-12-01
Government National Mortgage Association 3%	0.00	1,304	13,285,401	2043-03-15
Federal Home Loan Mortgage Corporation 3.5%	0.00	1,302	13,026,578	2042-10-01
Hungary (Republic Of) 7.62%	0.00	1,302	9,262,802	2041-03-29
Federal National Mortgage Association 6%	0.00	1,302	52,782,567	2038-10-01
Federal National Mortgage Association 4%	0.00	1,301	12,784,253	2046-07-01
European Bank For Reconstruction & Development 1.5%	0.00	1,299	13,181,289	2020-03-16
Federal Home Loan Mortgage Corporation 6%	0.00	1,299	11,676,785	2034-10-01
Federal National Mortgage Association 3.5%	0.00	1,299	13,026,986	2042-12-01
Federal Home Loan Mortgage Corporation 4.5%	0.00	1,297	12,500,060	2045-12-01
Microsoft Corporation 3.12%	0.00	1,297	13,200,647	2025-11-03
QUALCOMM Incorporated 3.45%	0.00	1,297	13,319,591	2025-05-20
Southern California Edison Company 5.95%	0.00	1,297	10,960,600	2038-02-01
Federal Home Loan Mortgage Corporation 4.5%	0.00	1,296	12,387,002	2040-10-01
Government National Mortgage Association 3%	0.00	1,296	12,983,314	2029-02-20
Federal Home Loan Mortgage Corporation 3%	0.00	1,295	13,109,880	2033-07-01
Sabine Pass Liquefaction, LLC 6.25%	0.00	1,295	12,021,691	2022-03-15
Kansas City Power & Light Company 3.15%	0.00	1,293	13,233,493	2023-03-15
Mylan NV 3.95%	0.00	1,293	13,660,214	2026-06-15



# Target Date Fund 2020

**Total Stocks**  
6752

**Total Bonds**  
10626

**Total Cash**  
415

## Bond Portfolio Analysis as of 09-30-18

Security Name	Net Assets %	Market Value \$	Amount \$	Maturity Date
DaimlerChrysler North America Holding Corporation 8.5%	0.00	1,291	9,281,916	2031-01-18
Johnson & Johnson 4.38%	0.00	1,287	12,141,572	2033-12-05
Marriott International, Inc. 3.12%	0.00	1,287	13,849,522	2026-06-15
Ecopetrol S.A. 5.88%	0.00	1,283	12,127,264	2023-09-18
Government National Mortgage Association 4.5%	0.00	1,282	12,327,592	2042-08-20
Federal National Mortgage Association 3%	0.00	1,279	13,147,107	2035-05-01
Koninklijke Philips NV 5%	0.00	1,279	11,865,258	2042-03-15
LyondellBasell Industries NV 6%	0.00	1,279	12,169,414	2021-11-15
Federal National Mortgage Association 4.5%	0.00	1,278	12,416,972	2040-10-01
Kraft Heinz Foods Company 2.8%	0.00	1,278	13,032,794	2020-07-02
Goldman Sachs Group, Inc. 4.8%	0.00	1,277	12,661,265	2044-07-08
American Airlines, Inc. 4.95%	0.00	1,275	12,610,871	2024-07-15
Federal National Mortgage Association 4.5%	0.00	1,275	12,446,383	2042-03-01
Citibank Credit Card Issuance Trust 2.49%	0.00	1,274	13,102,698	2023-01-20
GNMA PASS-THRU M SINGLE FAMILY 4.5%	0.00	1,274	12,335,646	2044-12-20
International Lease Finance Corporation 5.88%	0.00	1,274	12,215,146	2022-08-15
The Clorox Company 3.1%	0.00	1,273	13,754,996	2027-10-01
Kreditanstalt Fur Wiederaufbau 2%	0.00	1,271	13,461,682	2022-10-04
Vodafone Group plc 6.25%	0.00	1,271	11,534,084	2032-11-30
NISource Inc. 4.8%	0.00	1,269	12,766,019	2044-02-15
Federal Home Loan Mortgage Corporation 3.43%	0.00	1,268	13,003,924	2027-01-25
Government National Mortgage Association 3%	0.00	1,268	13,326,926	2045-07-15
American Express Credit Account Master Trust 2.04%	0.00	1,266	13,182,440	2023-05-15
Morgan Stanley 5.75%	0.00	1,266	12,293,225	2021-01-25
Scs Holdings Inc	0.00	1,266	2,816,542	2023-10-30
Government National Mortgage Association 4%	0.00	1,265	12,623,176	2040-11-15
Federal Home Loan Mortgage Corporation 3.5%	0.00	1,264	12,887,734	2035-02-01
Mitsubishi UFJ Financial Group, Inc. 2.19%	0.00	1,264	13,424,756	2021-09-13
Pacific Gas and Electric Company 5.12%	0.00	1,264	12,600,851	2043-11-15
Federal National Mortgage Association 2.5%	0.00	1,262	13,290,988	2028-04-01
AGL Capital Corporation 3.5%	0.00	1,261	12,955,777	2021-09-15
Celgene Corporation 4.35%	0.00	1,261	14,434,494	2047-11-15
Andeavor 5.12%	0.00	1,260	12,351,812	2026-12-15
Goldman Sachs Group, Inc. 2.3%	0.00	1,260	13,035,998	2019-12-13
Pacific Gas and Electric Company 2.45%	0.00	1,260	13,593,673	2022-08-15
Celgene Corporation 5%	0.00	1,257	13,002,696	2045-08-15
The Cleveland Clinic Foundation 4.86%	0.00	1,257	12,340,664	—
Enterprise Products Operating LP 5.1%	0.00	1,256	12,266,473	2045-02-15
Southern Copper Corporation 5.25%	0.00	1,256	12,781,671	2042-11-08
Synchrony Bank 3%	0.00	1,253	13,479,761	2022-06-15
Bank of America Corporation 5%	0.00	1,252	12,434,546	2021-05-13
CMS Energy Corporation 6.25%	0.00	1,252	12,436,243	2020-02-01
Energy Transfer Partners LP 6.12%	0.00	1,252	12,114,178	2045-12-15
Federal Home Loan Mortgage Corporation 3%	0.00	1,252	13,047,984	2029-09-01
Commonwealth Edison Company 4%	0.00	1,251	12,755,869	2020-08-01
Valero Energy Corporation 4.9%	0.00	1,251	12,678,968	2045-03-15
HSBC Holdings plc 4.88%	0.00	1,250	12,460,703	2022-01-14
Boston Scientific Corporation 6%	0.00	1,247	12,485,809	2020-01-15
Burlington Northern Santa Fe LLC 4.38%	0.00	1,247	12,630,566	2042-09-01
Federal Home Loan Mortgage Corporation 3%	0.00	1,247	13,385,190	2043-03-01
International Paper Company 5.15%	0.00	1,247	12,539,924	2046-05-15
The Hartford Financial Services Group, Inc. 5.5%	0.00	1,247	12,543,582	2020-03-30
Altria Group, Inc. 4.75%	0.00	1,246	12,499,647	2021-05-05
Duke Energy Ohio 3.8%	0.00	1,244	12,766,782	2023-09-01
Federal Home Loan Mortgage Corporation 4%	0.00	1,243	12,684,524	2042-02-01

# Target Date Fund 2020

**Total Stocks**  
6752

**Total Bonds**  
10626

**Total Cash**  
415

## Bond Portfolio Analysis as of 09-30-18

Security Name	Net Assets %	Market Value \$	Amount \$	Maturity Date
Genzyme Corporation 5%	0.00	1,242	12,538,789	2020-06-15
Spectra Energy Partners, LP 5.95%	0.00	1,242	11,461,372	2043-09-25
UBS AG Stamford Branch 4.88%	0.00	1,240	12,554,923	2020-08-04
Export-Import Bank of Korea 5.12%	0.00	1,239	12,560,021	2020-06-29
Gilead Sciences, Inc. 4.5%	0.00	1,239	12,557,719	2021-04-01
Government National Mortgage Association 4%	0.00	1,239	12,606,957	2045-09-20
Moody's Corp 4.5%	0.00	1,239	12,562,108	2022-09-01
Wells Fargo & Company 4.6%	0.00	1,239	12,565,201	2021-04-01
Corporacion Andina de Fomento 4.38%	0.00	1,237	12,593,667	2022-06-15
Republic of Panama 5.2%	0.00	1,237	12,594,039	2020-01-30
Thermo Fisher Scientific Inc 4.5%	0.00	1,237	12,586,150	2021-03-01
Svenska Handelsbanken Ab (Publ) 2.5%	0.00	1,236	938,233	2019-01-25
GNMA PASS-THRU M SINGLE FAMILY 4%	0.00	1,235	12,606,274	2044-08-20
HSBC Bank USA, N.A. 4.88%	0.00	1,235	12,598,517	2020-08-24
JPMorgan Chase & Co. 4.35%	0.00	1,235	12,601,067	2021-08-15
Kinder Morgan, Inc. 6.5%	0.00	1,235	12,225,169	2020-09-15
MetLife Inc. 4.88%	0.00	1,235	12,288,068	2043-11-13
Republic Services, Inc. 5%	0.00	1,235	12,603,931	2020-03-01
WELLTOWER INC 4.95%	0.00	1,235	12,599,403	2021-01-15
America Movil S.A.B. de C.V. 5%	0.00	1,234	12,616,285	2020-03-30
The Dow Chemical Company 4.12%	0.00	1,234	12,621,559	2021-11-15
American Express Credit Corporation 2.7%	0.00	1,233	13,262,050	2022-03-03
European Investment Bank 4%	0.00	1,233	12,628,664	2021-02-16
Federal Home Loan Mortgage Corporation 3.5%	0.00	1,233	12,869,991	2034-01-01
Southern Natural Gas Company 4.4%	0.00	1,233	12,634,495	2021-06-15
Cardinal Health, Inc. 4.62%	0.00	1,230	12,654,907	2020-12-15
EOG Resources, Inc. 2.62%	0.00	1,230	13,409,218	2023-03-15
Exelon Generation Company, LLC 5.2%	0.00	1,230	12,656,273	2019-10-01
Federal National Mortgage Association 4.5%	0.00	1,230	12,517,705	2047-11-01
JPMorgan Chase & Co. 4.4%	0.00	1,230	12,654,845	2020-07-22
Lowes Companies, Inc. 4.65%	0.00	1,230	12,421,113	2042-04-15
Medtronic, Inc. 4.12%	0.00	1,230	12,656,398	2021-03-15
Anthem Inc 4.35%	0.00	1,229	12,663,889	2020-08-15
GNMA PASS-THRU M SINGLE FAMILY 3.5%	0.00	1,229	12,960,949	2045-01-20
Nexen Energy ULC 6.4%	0.00	1,229	10,681,180	2037-05-15
Philip Morris International Inc. 4.5%	0.00	1,229	12,663,292	2020-03-26
Poland (Republic of) 4%	0.00	1,229	12,673,512	2024-01-22
Sanofi 4%	0.00	1,229	12,673,088	2021-03-29
The Valspar Corporation 3.95%	0.00	1,229	13,052,220	2026-01-15
United Technologies Corporation 4.5%	0.00	1,229	12,666,655	2020-04-15
Caterpillar Inc 3.9%	0.00	1,226	12,690,878	2021-05-27
Federal Home Loan Banks 2.75%	0.00	1,226	13,190,116	2024-12-13
Federal Home Loan Mortgage Corporation 1.88%	0.00	1,226	13,185,016	2020-11-17
Federal Home Loan Mortgage Corporation 3.7%	0.00	1,226	12,681,018	2025-05-25
Lowes Companies, Inc. 3.88%	0.00	1,226	12,698,315	2023-09-15
Abbott Laboratories 4.12%	0.00	1,225	12,707,580	2020-05-27
Federal Home Loan Mortgage Corporation 4.5%	0.00	1,225	12,384,869	2040-02-01
Alphabet Inc. 3.62%	0.00	1,224	12,721,391	2021-05-19
Government National Mortgage Association 4.5%	0.00	1,224	12,293,106	2039-10-15
Magellan Midstream Partners LP 4.25%	0.00	1,224	12,719,298	2021-02-01
The Charles Schwab Corporation 2.65%	0.00	1,224	13,353,316	2023-01-25
Federal Home Loan Mortgage Corporation 1.62%	0.00	1,222	13,227,280	2020-09-29
21st Century Fox America, Inc. 6.2%	0.00	1,221	10,488,271	2034-12-15
Government National Mortgage Association 3.5%	0.00	1,221	12,935,853	2042-06-15
Inter-American Development Bank 2%	0.00	1,221	14,018,255	2026-06-02
PacifiCorp 3.85%	0.00	1,221	12,752,337	2021-06-15
The Dow Chemical Company 4.38%	0.00	1,220	13,621,946	2042-11-15
Federal Home Loan Mortgage Corporation 5%	0.00	1,219	12,170,351	2036-12-01
Kellogg Company 4.5%	0.00	1,219	13,598,731	2046-04-01
Burlington Northern Santa Fe LLC 5.75%	0.00	1,217	10,796,271	2040-05-01

# Target Date Fund 2020

**Total Stocks**  
6752

**Total Bonds**  
10626

**Total Cash**  
415

## Bond Portfolio Analysis as of 09-30-18

Security Name	Net Assets %	Market Value \$	Amount \$	Maturity Date
Federal National Mortgage Association 3%	0.00	1,217	13,146,958	2033-08-01
Nexen Energy ULC 5.88%	0.00	1,217	11,340,788	2035-03-10
Target Corporation 3.5%	0.00	1,217	12,785,084	2024-07-01
Parker-Hannifin Corporation 4.2%	0.00	1,216	12,905,484	2034-11-21
CNOOC Nexen Finance 2014 ULC 4.25%	0.00	1,215	12,809,683	2024-04-30
Government National Mortgage Association 4.5%	0.00	1,214	936,328,820	2039-12-20
Amgen Inc. 4.95%	0.00	1,213	12,507,352	2041-10-01
Citigroup Inc. 3.88%	0.00	1,213	12,827,101	2023-10-25
Federal National Mortgage Association 4.5%	0.00	1,213	12,406,189	2040-01-01
Gilead Sciences, Inc. 4.8%	0.00	1,213	12,499,667	2044-04-01
JPMorgan Chase & Co. 3.88%	0.00	1,213	12,826,795	2024-02-01
Schlumberger Investment SA 3.65%	0.00	1,213	12,829,343	2023-12-01
Total Capital International S.A. 3.7%	0.00	1,213	12,827,585	2024-01-15
Federal National Mortgage Association 3%	0.00	1,212	13,376,501	2042-03-01
Government National Mortgage Association 3.5%	0.00	1,212	12,935,828	2042-08-15
Johnson Controls International Plc 3.75%	0.00	1,212	12,844,842	2021-12-01
Laboratory Corp of America Holdings 4%	0.00	1,212	12,840,205	2023-11-01
Mexico (United Mexican States) 4%	0.00	1,212	12,837,265	2023-10-02
U.S. Bancorp 3.7%	0.00	1,212	12,843,129	2024-01-30
Federal Home Loan Mortgage Corporation 4%	0.00	1,208	12,684,855	2041-01-01
Federal National Mortgage Association 3.5%	0.00	1,208	13,027,059	2042-05-01
Gilead Sciences, Inc. 3.7%	0.00	1,208	12,881,740	2024-04-01
CVS Health Corp 4%	0.00	1,207	12,895,069	2023-12-05
Halliburton Company 4.5%	0.00	1,207	13,220,451	2041-11-15
Hewlett Packard Enterprise Company 6.2%	0.00	1,207	12,568,981	2035-10-15
Simon Property Group, L.P. 3.75%	0.00	1,207	12,892,919	2024-02-01
Federal Home Loan Mortgage Corporation 3.5%	0.00	1,206	13,083,766	2045-12-01
Mizuho Financial Group Inc. 2.27%	0.00	1,206	13,429,889	2021-09-13
Royal Bank of Scotland Group plc 4.8%	0.00	1,206	12,914,208	2026-04-05
Dryden 65 Clo FRN 1%	0.00	1,206	10,199,133	2030-07-18
Federal National Mortgage Association 3%	0.00	1,204	13,377,950	2043-05-01
Federal National Mortgage Association 2.5%	0.00	1,203	13,290,842	2028-07-01
Midamerican Energy Company 3.5%	0.00	1,203	12,940,881	2024-10-15
WALMART INC 3.3%	0.00	1,203	12,941,062	2024-04-22
Agilent Technologies Inc. 3.88%	0.00	1,202	12,955,221	2023-07-15
Federal Home Loan Mortgage Corporation 4%	0.00	1,202	12,684,888	2041-01-01
Federal National Mortgage Association 3%	0.00	1,202	13,389,545	2043-08-01
Johnson & Johnson 5.95%	0.00	1,202	10,288,151	2037-08-15
Pepsico Capital Resources, Inc. 3%	0.00	1,202	12,949,764	2021-08-25
Federal Home Loan Mortgage Corporation 4%	0.00	1,200	12,606,814	2034-01-01
Mead Johnson Nutrition Company 3%	0.00	1,200	12,967,006	2020-11-15
Government National Mortgage Association 3.5%	0.00	1,199	12,988,061	2044-10-20
APTIV PLC 4.25%	0.00	1,198	13,002,920	2026-01-15
Boston Properties, Inc. 3.8%	0.00	1,198	13,001,677	2024-02-01
Boston Scientific Corporation 3.85%	0.00	1,198	12,989,251	2025-05-15
Citibank Credit Card Issuance Trust 2.88%	0.00	1,198	12,989,175	2023-01-23
HSBC Holdings plc 4.25%	0.00	1,198	12,990,557	2024-03-14
Federal Home Loan Mortgage Corporation 5%	0.00	1,197	54,715,831	2040-04-01
Citizens Bank, National Association 2.45%	0.00	1,197	13,010,660	2019-12-04
Federal Home Loan Mortgage Corporation 3.5%	0.00	1,197	13,026,557	2042-06-01
Government National Mortgage Association 4%	0.00	1,197	12,590,814	2040-10-20
Medtronic, Inc. 2.5%	0.00	1,197	13,008,239	2020-03-15
Medtronic, Inc. 3.12%	0.00	1,197	13,010,644	2022-03-15
PPL Electric Utilities Corporation 3%	0.00	1,197	13,011,092	2021-09-15
United Technologies Corporation 4.12%	0.00	1,197	13,010,461	2028-11-16
Automatic Data Processing, Inc. 3.38%	0.00	1,195	13,023,543	2025-09-15
BB&T Corporation 2.45%	0.00	1,195	13,019,905	2020-01-15
Government National Mortgage Association 4%	0.00	1,195	12,627,996	2044-08-15
HSBC USA, Inc. 2.75%	0.00	1,195	13,029,578	2020-08-07
Loews Corporation 3.75%	0.00	1,195	13,029,462	2026-04-01

# Target Date Fund 2020

**Total Stocks**  
6752

**Total Bonds**  
10626

**Total Cash**  
415

## Bond Portfolio Analysis as of 09-30-18

Security Name	Net Assets %	Market Value \$	Amount \$	Maturity Date
The Kroger Co. 3.4%	0.00	1,195	13,031,259	2022-04-15
Lloyds Bank plc 2.7%	0.00	1,194	13,042,616	2020-08-17
Federal National Mortgage Association 6%	0.00	1,193	11,738,151	2039-02-01
FLORIDA ST BRD ADMIN FIN CORP 2.64%	0.00	1,193	13,051,605	2021-07-01
Gilead Sciences, Inc. 2.55%	0.00	1,193	13,052,807	2020-09-01
Ingersoll-Rand Luxembourg Finance S.A. 2.62%	0.00	1,193	13,047,084	2020-05-01
Royal Bank of Canada 2.12%	0.00	1,193	13,058,435	2020-03-02
Devon Energy Corporation 5%	0.00	1,191	13,117,755	2045-06-15
Ford Motor Credit Company LLC 4.38%	0.00	1,191	13,069,906	2023-08-06
HSBC USA, Inc. 2.35%	0.00	1,191	13,064,803	2020-03-05
Israel (State Of) 4.5%	0.00	1,191	12,734,148	2043-01-30
Lockheed Martin Corporation 3.1%	0.00	1,191	13,060,490	2023-01-15
Uruguay (Republic of) 4.12%	0.00	1,191	13,908,993	2045-11-20
Bronco Midstream Funding	0.00	1,191	2,811,264	2023-08-14
BRANCH BANKING & TRUST CO 3.8%	0.00	1,190	13,083,695	2026-10-30
European Bank For Reconstruction & Development 1.75%	0.00	1,190	13,077,827	2019-11-26
Federal National Mortgage Association 4.5%	0.00	1,190	12,416,961	2040-09-01
GNMA PASS-THRU M SINGLE FAMILY 4%	0.00	1,190	12,606,079	2045-02-20
Plains All American Pipeline L.P./PAA Finance Corp. 3.65%	0.00	1,190	13,081,599	2022-06-01
Royal Bank of Canada 2.15%	0.00	1,190	13,078,648	2020-03-06
Santander UK PLC 2.38%	0.00	1,190	13,085,305	2020-03-16
American Honda Finance Corporation 2.15%	0.00	1,189	13,099,093	2020-03-13
BNP Paribas 2.38%	0.00	1,189	13,088,074	2020-05-21
BPCE SA 2.25%	0.00	1,189	13,093,027	2020-01-27
Celgene Corporation 3.25%	0.00	1,189	13,100,942	2022-08-15
Goldman Sachs Group, Inc. 2.88%	0.00	1,189	13,096,387	2021-02-25
Johnson Controls International Plc 3.62%	0.00	1,189	13,094,001	2024-07-02
KeyBank National Association 2.25%	0.00	1,189	13,090,088	2020-03-16
Sempra Energy 2.4%	0.00	1,189	13,099,345	2020-03-15
GALAXY XIV CLO LTD/LLC 8.34%	0.00	1,188	10,355,795	2031-07-15
Bank of Nova Scotia 2.8%	0.00	1,187	13,112,808	2021-07-21
Federal National Mortgage Association 2.5%	0.00	1,187	13,281,984	2028-03-01
JPMorgan Chase & Co. 2.55%	0.00	1,187	13,107,336	2020-10-29
Westpac Banking Corporation 2.6%	0.00	1,187	13,111,040	2020-11-23
Amgen Inc. 2.12%	0.00	1,186	13,127,448	2020-05-01
Becton, Dickinson and Company 3.12%	0.00	1,186	13,130,184	2021-11-08
Federal Home Loan Mortgage Corporation 3%	0.00	1,186	13,386,075	2043-05-01
Stryker Corporation 2.62%	0.00	1,186	13,119,922	2021-03-15
TEXAS TRANSN COMMN ST HWY FD 5.18%	0.00	1,186	11,486,077	2030-04-01
Credit Suisse Group Funding (Guernsey) Limited 4.88%	0.00	1,185	12,747,782	2045-05-15
General Electric Company 3.38%	0.00	1,185	13,144,066	2024-03-11
Inter-American Development Bank 1.88%	0.00	1,185	13,142,712	2020-06-16
Mexico (United Mexican States) 4.15%	0.00	1,185	13,131,721	2027-03-28
Mitsubishi UFJ Financial Group, Inc. 3.85%	0.00	1,185	13,141,764	2026-03-01
RPM International Inc. 3.45%	0.00	1,185	13,139,074	2022-11-15
TD AMERITRADE Holding Corporation 3.62%	0.00	1,185	13,137,738	2025-04-01
The Home Depot, Inc. 1.8%	0.00	1,185	13,131,518	2020-06-05
Capital One Financial Corporation 3.75%	0.00	1,184	13,153,518	2024-04-24
Gilead Sciences, Inc. 3.65%	0.00	1,184	13,158,453	2026-03-01
HSBC Holdings plc 4.38%	0.00	1,184	13,147,063	2026-11-23
Invesco Finance PLC 3.12%	0.00	1,184	13,151,111	2022-11-30
Regions Bank of Alabama 2.75%	0.00	1,184	13,154,552	2021-04-01
Capital One Financial Corporation 3.5%	0.00	1,182	13,161,931	2023-06-15
Federal National Mortgage Association 3%	0.00	1,182	13,382,122	2043-01-01
Georgia Power Company 2%	0.00	1,182	13,166,227	2020-03-30

# Target Date Fund 2020

**Total Stocks**  
6752

**Total Bonds**  
10626

**Total Cash**  
415

## Bond Portfolio Analysis as of 09-30-18

Security Name	Net Assets %	Market Value \$	Amount \$	Maturity Date
JPMorgan Chase & Co. 3.38%	0.00	1,182	13,163,799	2023-05-01
Sumitomo Mitsui Banking Corporation 3.2%	0.00	1,182	13,163,612	2022-07-18
Australia and New Zealand Banking Group Limited 2.12%	0.00	1,181	13,178,892	2020-08-19
Campbell Soup Company 3.65%	0.00	1,181	13,174,997	2023-03-15
Federal National Mortgage Association 3%	0.00	1,181	13,003,285	2026-11-01
Government National Mortgage Association 3.5%	0.00	1,181	12,920,997	2042-04-20
HSBC USA, Inc. 3.5%	0.00	1,181	13,180,237	2024-06-23
PacifiCorp 3.35%	0.00	1,181	13,176,647	2025-07-01
U.S. Bancorp 2.35%	0.00	1,181	13,174,010	2021-01-29
Visa Inc 2.8%	0.00	1,181	13,183,233	2022-12-14
Capital One Multi Asset Execution Trust 2%	0.00	1,180	13,099,027	2023-01-17
Caterpillar Financial Services Corporation 2.85%	0.00	1,180	13,192,929	2022-06-01
CBS Corporation 6.88%	0.00	1,180	11,348,261	2036-04-30
Federal Home Loan Mortgage Corporation 3%	0.00	1,180	13,272,631	2037-09-01
Simon Property Group, L.P. 2.5%	0.00	1,180	13,200,932	2021-07-15
U.S. Bancorp 2.95%	0.00	1,180	13,196,034	2022-07-15
Capital One Financial Corporation 3.05%	0.00	1,178	13,215,957	2022-03-09
Federal Home Loan Mortgage Corporation 3%	0.00	1,178	13,377,079	2042-10-01
Quebec (Province Of) 2.88%	0.00	1,178	13,211,697	2024-10-16
American International Group, Inc. 3.9%	0.00	1,177	13,217,412	2026-04-01
Canadian Imperial Bank of Commerce 2.1%	0.00	1,177	13,228,273	2020-10-05
Capital One Financial Corporation 4.2%	0.00	1,177	13,223,165	2025-10-29
Federal Home Loan Mortgage Corporation 3%	0.00	1,177	13,258,378	2025-12-25
Federal Home Loan Mortgage Corporation 5.5%	0.00	1,177	11,988,735	2040-01-01
John Deere Capital Corporation 2.8%	0.00	1,177	13,217,720	2023-03-06
Pepsico Capital Resources, Inc. 4.25%	0.00	1,177	12,696,464	2044-10-22
Rogers Communications Inc. 3.62%	0.00	1,177	13,226,593	2025-12-15
Bank of America Corporation 4.18%	0.00	1,176	13,238,911	2027-11-25
Fifth Third Bank of Cincinnati 3.85%	0.00	1,176	13,238,087	2026-03-15
Republic of Panama 4.5%	0.00	1,176	12,902,125	2047-05-15
Goldman Sachs Group, Inc. 2.88%	0.00	1,175	13,250,375	2022-10-31
ING Groep N.V. 3.15%	0.00	1,175	13,247,227	2022-03-29
Federal National Mortgage Association 4%	0.00	1,173	12,628,075	2035-10-01
Inter-American Development Bank 1.38%	0.00	1,173	13,268,910	2020-07-15
Inter-American Development Bank 1.88%	0.00	1,173	13,261,910	2021-03-15
Philip Morris International Inc. 3.38%	0.00	1,173	13,266,237	2025-08-11
Asian Development Bank 2.12%	0.00	1,172	13,289,193	2021-11-24
Express Scripts Holding Co 3.5%	0.00	1,172	13,279,925	2024-06-15
Federal Home Loan Mortgage Corporation 3.5%	0.00	1,171	12,849,843	2031-04-01
Atmos Energy Corporation 4.15%	0.00	1,169	13,299,756	2043-01-15
Discover Bank 3.35%	0.00	1,169	13,306,483	2023-02-06
Federal Home Loan Mortgage Corporation 3.5%	0.00	1,169	13,091,956	2045-02-01
Federal National Mortgage Association 3%	0.00	1,169	13,443,579	2045-05-01
Government National Mortgage Association 3%	0.00	1,169	13,302,372	2043-03-20
Mexico (United Mexican States) 3.6%	0.00	1,169	13,307,524	2025-01-30
National Australia Bank Limited New York Branch 3%	0.00	1,169	13,312,124	2023-01-20
American Honda Finance Corporation 2.6%	0.00	1,168	13,326,220	2022-11-16
Federal Home Loan Mortgage Corporation 3%	0.00	1,168	13,349,092	2037-12-01
Marathon Petroleum Company 6.5%	0.00	1,168	11,042,522	2041-03-01
Merck Sharp & Dohme Corp 2.4%	0.00	1,168	13,330,275	2022-09-15
PNC Bank, National Association 3.25%	0.00	1,168	13,324,880	2025-06-01
Amazon.com, Inc. 2.5%	0.00	1,167	13,338,951	2022-11-29
Federal National Mortgage Association 3%	0.00	1,167	13,147,090	2035-07-01
FedEx Corporation 2.62%	0.00	1,167	13,347,062	2022-08-01
Raytheon Company 2.5%	0.00	1,167	13,338,079	2022-12-15

# Target Date Fund 2020

**Total Stocks**  
6752

**Total Bonds**  
10626

**Total Cash**  
415

## Bond Portfolio Analysis as of 09-30-18

Security Name	Net Assets %	Market Value \$	Amount \$	Maturity Date
State Street Corporation 2.65%	0.00	1,167	13,344,305	2023-05-15
United Technologies Corporation 4.45%	0.00	1,167	13,009,483	2038-11-16
BP Capital Markets plc 3.12%	0.00	1,166	13,551,092	2026-05-04
Government National Mortgage Association 2.5%	0.00	1,166	13,317,215	2031-12-20
Government National Mortgage Association 5%	0.00	1,166	12,160,378	2039-06-15
LOS ANGELES CALIF UNI SCH DIST 6.76%	0.00	1,166	10,052,660	2034-07-01
ConocoPhillips Company 4.95%	0.00	1,164	11,971,049	2026-03-15
Synchrony Financial 4.25%	0.00	1,164	13,374,556	2024-08-15
The Boeing Company 2.12%	0.00	1,164	13,371,245	2022-03-01
European Investment Bank 1.62%	0.00	1,163	13,393,529	2021-06-15
Fidelity National Information Services 2.25%	0.00	1,163	13,381,693	2021-08-15
Asian Development Bank 2.75%	0.00	1,162	13,398,399	2028-01-19
Corning Incorporated 4.7%	0.00	1,162	13,065,251	2037-03-15
Credit Suisse Group Funding (Guernsey) Limited 3.75%	0.00	1,162	13,397,203	2025-03-26
National Australia Bank Limited New York Branch 3.38%	0.00	1,162	13,404,716	2026-01-14
Norfolk Southern Corporation 4.05%	0.00	1,162	13,809,251	2052-08-15
Colgate-Palmolive Company 2.3%	0.00	1,160	13,286,650	2022-05-03
Federal National Mortgage Association 3.5%	0.00	1,160	12,912,235	2036-02-01
Wells Fargo & Company 2.1%	0.00	1,160	13,418,568	2021-07-26
Canyon Clo 2018-1 Ltd 7.79%	0.00	1,160	10,609,553	2031-07-15
Asian Development Bank 1.88%	0.00	1,159	13,427,006	2022-02-18
Citigroup Inc. 2.7%	0.00	1,159	13,437,772	2022-10-27
HSBC Holdings plc 4%	0.00	1,159	12,765,446	2022-03-30
Philip Morris International Inc. 2.5%	0.00	1,159	13,423,951	2022-08-22
Canada (Government of) 2%	0.00	1,158	13,446,765	2022-11-15
Israel (State Of) 3.25%	0.00	1,158	13,451,036	2028-01-17
Occidental Petroleum Corporation 4.1%	0.00	1,158	13,334,135	2047-02-15
Merck & Co., Inc 2.75%	0.00	1,156	13,460,988	2025-02-10
Republic of Chile 3.12%	0.00	1,156	13,455,523	2026-01-21
Federal Home Loan Mortgage Corporation 4%	0.00	1,156	57,034,708	2040-10-01
Baylor Scott & White Holdings 4.18%	0.00	1,155	13,135,411	2045-11-15
DTE Electric Company 4.05%	0.00	1,155	13,130,920	2048-05-15
Mexico (United Mexican States) 8.3%	0.00	1,155	9,333,178	2031-08-15
Simon Property Group, L.P. 6.75%	0.00	1,155	9,969,320	2040-02-01
Bank of New York Mellon Corporation 3%	0.00	1,154	13,489,917	2025-02-24
Government National Mortgage Association 4%	0.00	1,154	12,699,582	2045-07-15
Chevron Corporation 2.57%	0.00	1,153	13,364,659	2023-05-16
Kellogg Company 2.75%	0.00	1,153	13,513,583	2023-03-01
Bristol-Myers Squibb Company 2%	0.00	1,151	13,521,890	2022-08-01
FEDERAL HOME LN MTG CORP MULTICLASS MTG	0.00	1,151	13,205,516	2025-07-25
PARTN CTFS GTD 3.01%				
General Motors Financial Company Inc 4.35%	0.00	1,151	13,525,187	2027-01-17
Georgia Power Company 4.3%	0.00	1,151	13,606,624	2042-03-15
Province of British Columbia 2%	0.00	1,151	13,525,187	2022-10-23
American Tower Corporation 2.25%	0.00	1,150	13,536,560	2022-01-15
Credit Suisse (USA), Inc. 7.12%	0.00	1,150	10,222,825	2032-07-15
Northern States Power Company 2.15%	0.00	1,150	13,541,930	2022-08-15
Ford Motor Credit Company LLC 4.39%	0.00	1,147	13,568,466	2026-01-08
Shire Acquisitions Investments Ireland DAC 2.88%	0.00	1,147	13,568,321	2023-09-23
Andeavor 3.8%	0.00	1,146	13,588,481	2028-04-01
Federal Home Loan Banks 4.5%	0.00	1,146	12,706,739	2019-09-13
Inter-American Development Bank 1.75%	0.00	1,146	13,575,432	2022-09-14
McCormick & Company, Incorporated 3.4%	0.00	1,146	13,577,057	2027-08-15
Macdermid Inc	0.00	1,146	2,426,296	2020-06-07
Federal Home Loan Mortgage Corporation 3.41%	0.00	1,145	13,010,716	2026-12-25
LOS ANGELES CALIF DEPT WTR & PWR 5.72%	0.00	1,145	10,597,892	2039-07-01

# Target Date Fund 2020

**Total Stocks**  
6752

**Total Bonds**  
10626

**Total Cash**  
415

## Bond Portfolio Analysis as of 09-30-18

Security Name	Net Assets %	Market Value \$	Amount \$	Maturity Date
Wisconsin Power and Light Company 2.25%	0.00	1,144	13,607,285	2022-11-15
Xerox Corporation 3.8%	0.00	1,144	13,756,751	2024-05-15
Colgate-Palmolive Company 2.1%	0.00	1,142	13,627,252	2023-05-01
LOS ANGELES CALIF UNI SCH DIST 5.75%	0.00	1,142	10,924,215	2034-07-01
Federal National Mortgage Association 3%	0.00	1,141	13,389,911	2043-04-01
Dominion Energy Inc 4.05%	0.00	1,140	14,052,494	2042-09-15
Federal Home Loan Mortgage Corporation 3.5%	0.00	1,140	13,026,546	2042-02-01
PNC Financial Services Group Inc 3.15%	0.00	1,140	13,655,987	2027-05-19
Centerpoint Energy Houston Electric LLC 3%	0.00	1,138	13,672,286	2027-02-01
Cooperatieve Rabobank U.A. 3.75%	0.00	1,138	13,680,771	2026-07-21
Digital Realty Trust, L.P. 3.62%	0.00	1,136	13,014,281	2022-10-01
Enbridge Energy Partners L.P. 5.5%	0.00	1,136	11,958,277	2040-09-15
Federal Home Loan Mortgage Corporation 3%	0.00	1,136	13,017,433	2026-11-01
Quebec (Province Of) 2.5%	0.00	1,136	13,712,974	2026-04-20
Capital One Financial Corporation 3.2%	0.00	1,133	13,732,217	2025-02-05
Citigroup Inc. 3.52%	0.00	1,133	13,742,720	2028-10-27
Discovery Communications, LLC 3.9%	0.00	1,133	13,194,685	2024-11-15
Federal National Mortgage Association 5.5%	0.00	1,133	53,800,432	2037-08-01
Asian Development Bank 2.12%	0.00	1,132	13,755,184	2025-03-19
Federal Home Loan Mortgage Corporation 3%	0.00	1,132	13,454,442	2045-07-01
Lockheed Martin Corporation 3.8%	0.00	1,132	13,808,767	2045-03-01
Ontario (Province Of) 2.5%	0.00	1,132	13,760,692	2026-04-27
Amgen Inc. 3.2%	0.00	1,131	13,772,446	2027-11-02
Federal Home Loan Mortgage Corporation 4.5%	0.00	1,131	12,405,850	2041-07-01
Abbott Laboratories 3.25%	0.00	1,129	13,024,952	2023-04-15
Federal Home Loan Mortgage Corporation 3.5%	0.00	1,129	13,026,473	2043-07-01
Italy (Republic Of) 5.38%	0.00	1,129	12,399,869	2033-06-15
AvalonBay Communities, Inc. 4.15%	0.00	1,128	13,454,160	2047-07-01
Federal National Mortgage Association 5%	0.00	1,128	12,170,950	2035-07-01
Federal National Mortgage Association 3%	0.00	1,127	13,251,476	2036-12-01
Kraft Foods Group Inc. 6.88%	0.00	1,127	11,059,022	2039-01-26
Tennessee Valley Authority 5.88%	0.00	1,127	10,066,318	2036-04-01
MasterCard Incorporated 3.8%	0.00	1,125	13,487,028	2046-11-21
Citigroup Inc. 6.12%	0.00	1,124	11,338,402	2036-08-25
Federal National Mortgage Association 3%	0.00	1,124	13,003,360	2027-01-01
Government National Mortgage Association 3%	0.00	1,124	13,222,409	2042-12-20
K-Mac Holdings Corp 0%	0.00	1,123	2,800,793	2026-03-16
General Dynamics Corporation 1.88%	0.00	1,123	13,862,872	2023-08-15
Wells Fargo & Company 7.5%	0.00	1,123	10,144,282	2035-04-15
Arrow Electronics, Inc. 3.88%	0.00	1,122	13,872,255	2028-01-12
Philippines (Republic Of) 3%	0.00	1,122	13,873,783	2028-02-01
BA Credit Card Trust 2.7%	0.00	1,120	13,037,493	2023-07-17
Federal National Mortgage Association 2.5%	0.00	1,120	13,330,069	2030-07-01
Federal National Mortgage Association 3%	0.00	1,120	13,492,479	2047-05-01
LOS ANGELES CALIF CMNTY COLLEGE DIST 6.75%	0.00	1,120	8,940,047	2049-08-01
Principal Financial Group 3.1%	0.00	1,119	13,909,840	2026-11-15
Federal National Mortgage Association 3.5%	0.00	1,118	12,872,500	2034-08-01
Pfizer Inc. 4.12%	0.00	1,118	13,053,072	2046-12-15
Wells Fargo & Company 3%	0.00	1,118	13,924,908	2026-10-23
Gilead Sciences, Inc. 4.15%	0.00	1,116	13,638,957	2047-03-01
Government National Mortgage Association 5%	0.00	1,116	12,189,287	2042-08-20
National Rural Utilities Cooperative Finance Corporation 2.85%	0.00	1,115	13,547,777	2025-01-27
Westpac Banking Corporation 2.85%	0.00	1,115	13,964,765	2026-05-13
Anthem Inc 4.38%	0.00	1,114	13,625,198	2047-12-01
Marathon Petroleum Company 5%	0.00	1,114	13,617,980	2054-09-15

# Target Date Fund 2020

**Total Stocks**  
6752

**Total Bonds**  
10626

**Total Cash**  
415

## Bond Portfolio Analysis as of 09-30-18

Security Name	Net Assets %	Market Value \$	Amount \$	Maturity Date
American Express Credit Account Master Trust 1.77%	0.00	1,113	13,164,752	2022-11-15
Inter-American Development Bank 2.12%	0.00	1,113	13,300,503	2022-01-18
Philip Morris International Inc. 6.38%	0.00	1,113	10,735,447	2038-05-16
LYB International Finance B.V. 5.25%	0.00	1,111	12,660,125	2043-07-15
Pfizer Inc. 1.95%	0.00	1,111	13,301,251	2021-06-03
Berkshire Hathaway Finance Corporation 4.3%	0.00	1,110	12,784,579	2043-05-15
Boston Properties, Inc. 5.88%	0.00	1,110	12,624,999	2019-10-15
Colgate-Palmolive Company 3.7%	0.00	1,109	13,683,502	2047-08-01
European Investment Bank 4.88%	0.00	1,109	10,746,929	2036-02-15
Federal National Mortgage Association 4.5%	0.00	1,109	12,427,313	2041-01-01
Capital One Multi Asset Execution Trust 1.99%	0.00	1,107	13,192,112	2023-07-17
Federal Home Loan Mortgage Corporation 2.5%	0.00	1,107	13,394,825	2031-01-01
Federal National Mortgage Association 3%	0.00	1,107	13,251,445	2036-03-01
Federal Home Loan Mortgage Corporation 4%	0.00	1,106	12,758,129	2044-08-01
International Paper Company 3%	0.00	1,106	14,074,007	2027-02-15
MARTIN MARIETTA MATERIALS INC 3.45%	0.00	1,106	14,067,082	2027-06-01
CVS Health Corp 2.88%	0.00	1,105	14,090,308	2026-06-01
Duke Energy Progress Inc 6.3%	0.00	1,105	10,337,464	2038-04-01
Federal National Mortgage Association 3.5%	0.00	1,105	12,872,705	2032-02-01
Federal National Mortgage Association 3.5%	0.00	1,105	12,912,214	2037-03-01
CVS Health Corp 2.8%	0.00	1,104	13,042,700	2020-07-20
Federal National Mortgage Association 2%	0.00	1,104	13,488,022	2028-01-01
HSBC Bank USA, N.A. 5.88%	0.00	1,104	11,341,275	2034-11-01
Japan Bank for International Cooperation 2.25%	0.00	1,104	14,110,118	2026-11-04
Mexico (United Mexican States) 4.6%	0.00	1,104	13,746,389	2048-02-10
Time Warner Cable Inc. 7.3%	0.00	1,104	11,281,106	2038-07-01
UDR Inc 2.95%	0.00	1,104	14,106,959	2026-09-01
Federal National Mortgage Association 4.5%	0.00	1,102	12,408,679	2039-04-01
Lowes Companies, Inc. 4.62%	0.00	1,102	12,707,961	2020-04-15
Diageo Capital plc 2.62%	0.00	1,100	13,328,717	2023-04-29
General Motors Company 6.75%	0.00	1,100	11,937,862	2046-04-01
Government National Mortgage Association 3%	0.00	1,100	12,983,394	2030-07-20
Westpac Banking Corporation 2.7%	0.00	1,100	14,153,969	2026-08-19
Mizuho Financial Group Inc. 2.84%	0.00	1,098	14,177,266	2026-09-13
AXA Equitable Holdings Inc 5%	0.00	1,097	13,832,919	2048-04-20
Bank of New York Mellon Corporation 2.45%	0.00	1,097	14,196,572	2026-08-17
Federal National Mortgage Association 4.5%	0.00	1,097	12,406,575	2039-08-01
Target Corporation 3.62%	0.00	1,097	14,248,625	2046-04-15
Commonwealth Edison Company 3.65%	0.00	1,096	14,263,163	2046-06-15
Oracle Corporation 3.9%	0.00	1,096	13,351,879	2035-05-15
Centerpoint Energy Houston Electric LLC 2.4%	0.00	1,093	14,240,724	2026-09-01
Federal Home Loan Mortgage Corporation 4%	0.00	1,093	12,634,985	2037-04-01
Federal National Mortgage Association 3%	0.00	1,093	13,373,915	2042-09-01
Molson Coors Brewing Company 3%	0.00	1,093	14,242,592	2026-07-15
Southwestern Electric Power Company 6.2%	0.00	1,093	10,843,806	2040-03-15
General Motors Company 5.15%	0.00	1,092	13,892,998	2038-04-01
Weyerhaeuser Company 6.88%	0.00	1,092	10,595,712	2033-12-15
Entergy Louisiana, LLC 3.05%	0.00	1,091	14,238,006	2031-06-01
Tyson Foods, Inc. 4.55%	0.00	1,091	13,906,904	2047-06-02
United Parcel Service, Inc. 3.75%	0.00	1,091	13,916,514	2047-11-15
Microsoft Corporation 3.95%	0.00	1,088	13,208,076	2056-08-08
Deere & Company 2.6%	0.00	1,087	13,245,280	2022-06-08
Federal Home Loan Mortgage Corporation 2.57%	0.00	1,087	13,212,789	2022-09-25
Federal National Mortgage Association 4.5%	0.00	1,087	12,416,981	2041-02-01
Federal National Mortgage Association 4.5%	0.00	1,087	12,416,984	2041-09-01



# Target Date Fund 2020

		<b>Total Stocks</b>	<b>Total Bonds</b>	<b>Total Cash</b>
		6752	10626	415
<b>Bond Portfolio Analysis</b> as of 09-30-18				
Security Name	Net Assets %	Market Value \$	Amount \$	Maturity Date
Oracle Corporation 6.12%	0.00	1,087	10,491,860	2039-07-08
Ventas Realty L.P./Ventas Capital Corp. 4.25%	0.00	1,087	12,679,808	2022-03-01
Progress Energy, Inc. 7.75%	0.00	1,085	9,871,851	2031-03-01
International Bank for Reconstruction and Development 2%	0.00	1,084	13,356,876	2022-01-26
Federal National Mortgage Association 4%	0.00	1,083	12,697,468	2031-02-01
Federal National Mortgage Association 5.5%	0.00	1,082	12,019,688	2039-09-01
Federal Home Loan Mortgage Corporation 4%	0.00	1,081	57,042,486	2040-11-01
Federal National Mortgage Association 3.5%	0.00	1,080	12,836,440	2026-01-01
Public Service Electric and Gas Company 2.25%	0.00	1,080	14,404,523	2026-09-15
Baltimore Gas & Electric Company 3.75%	0.00	1,078	14,083,542	2047-08-15
Essex Portfolio Lp 3.88%	0.00	1,078	12,994,697	2024-05-01
Federal National Mortgage Association 3%	0.00	1,078	13,388,638	2043-05-01
Kimco Realty Corporation 4.45%	0.00	1,078	14,079,834	2047-09-01
Oneok Partners Lp 6.85%	0.00	1,078	10,835,189	2037-10-15
Union Pacific Corporation 4.75%	0.00	1,078	12,317,721	2041-09-15
Federal Home Loan Mortgage Corporation 5.5%	0.00	1,076	11,925,644	2041-06-01
GATX Corporation 2.6%	0.00	1,076	13,087,192	2020-03-30
General Mills, Inc. 2.2%	0.00	1,076	13,016,960	2019-10-21
Government National Mortgage Association 4.5%	0.00	1,076	12,468,131	2047-08-15
PEMERINTAH REPUBLIK INDONESIA 4.35%	0.00	1,075	14,108,989	2048-01-11
Alibaba Group Holding Ltd 4.2%	0.00	1,074	14,165,221	2047-12-06
Buckeye Partners LP 4.35%	0.00	1,074	13,187,629	2024-10-15
Ecolab Inc. 5.5%	0.00	1,074	11,090,687	2041-12-08
Federal National Mortgage Association 2.5%	0.00	1,074	13,491,620	2033-07-01
Federal National Mortgage Association 3.5%	0.00	1,074	12,826,505	2029-09-01
Federal National Mortgage Association 4.5%	0.00	1,074	12,453,965	2044-08-01
JPMorgan Chase & Co. 3.96%	0.00	1,072	14,146,547	2048-11-15
Toyota Motor Credit Corporation 2.75%	0.00	1,071	13,071,623	2021-05-17
Credit Suisse AG New York Branch 3%	0.00	1,069	13,105,471	2021-10-29
GNMA PASS-THRU M SINGLE FAMILY 3%	0.00	1,069	13,248,885	2044-12-20
AT&T Inc 3.32%	0.00	1,067	2,795,637	2020-06-30
DTE Energy Company 3.5%	0.00	1,067	13,124,345	2024-06-01
Federal Home Loan Mortgage Corporation 2.5%	0.00	1,065	13,377,442	2030-10-01
Federal Home Loan Mortgage Corporation 3%	0.00	1,065	13,035,251	2028-10-01
AmerisourceBergen Corporation 4.3%	0.00	1,063	14,264,889	2047-12-15
GS Mortgage Securities Trust 4.24%	0.00	1,063	12,510,171	2046-08-10
Bpce Sa	0.00	1,062	948,525	2019-03-04
BB&T Corporation 2.75%	0.00	1,062	13,193,147	2022-04-01
The Walt Disney Company 1.85%	0.00	1,062	14,661,495	2026-07-30
Federal Home Loan Mortgage Corporation 3%	0.00	1,061	13,017,471	2027-01-01
Federal Home Loan Mortgage Corporation 3.5%	0.00	1,060	12,832,865	2031-05-01
AT&T Inc 5.45%	0.00	1,058	12,933,381	2047-03-01
Celgene Corporation 5.25%	0.00	1,058	12,762,882	2043-08-15
Federal Home Loan Mortgage Corporation 3.13%	0.00	1,057	12,941,967	2021-06-25
Kraft Foods Group Inc. 6.5%	0.00	1,056	11,534,252	2040-02-09
PacifiCorp 5.75%	0.00	1,054	10,868,308	2037-04-01
Federal Home Loan Mortgage Corporation 3.5%	0.00	1,053	12,909,697	2036-08-01
Novartis Capital Corporation 4.4%	0.00	1,053	12,645,836	2020-04-24
Huntington Bancshares Incorporated 3.15%	0.00	1,052	13,034,508	2021-03-14
Marathon Oil Corporation 2.7%	0.00	1,052	13,091,041	2020-06-01
Southwestern Electric Power Company 3.85%	0.00	1,052	14,425,946	2048-02-01
MASSACHUSETTS ST SCH BLDG AUTH 5.72%	0.00	1,051	10,830,820	2039-08-15
Novartis Capital Corporation 3.7%	0.00	1,051	13,537,621	2042-09-21
Federal Home Loan Banks 2.5%	0.00	1,049	13,111,652	2022-03-11
Federal National Mortgage Association 3%	0.00	1,049	13,427,310	2045-05-01

# Target Date Fund 2020

**Total Stocks**  
6752

**Total Bonds**  
10626

**Total Cash**  
415

## Bond Portfolio Analysis as of 09-30-18

Security Name	Net Assets %	Market Value \$	Amount \$	Maturity Date
Goldman Sachs Group, Inc. 2.55%	0.00	1,049	12,980,232	2019-10-23
Canadian Pacific Railway Company 5.95%	0.00	1,047	10,885,538	2037-05-15
Entergy Arkansas Inc. 3.05%	0.00	1,045	13,252,441	2023-06-01
Federal Home Loan Mortgage Corporation 5%	0.00	1,044	12,182,672	2034-02-01
Walgreen Co. 4.4%	0.00	1,043	14,123,837	2042-09-15
Western Gas Partners, L.P. 5.38%	0.00	1,040	12,501,727	2021-06-01
Federal National Mortgage Association 3%	0.00	1,039	13,060,885	2028-09-01
Federal National Mortgage Association 4%	0.00	1,038	12,700,412	2041-08-01
Government National Mortgage Association 3.5%	0.00	1,038	12,935,833	2042-01-15
Federal Home Loan Banks 5.5%	0.00	1,036	10,156,826	2036-07-15
Federal Home Loan Mortgage Corporation 3%	0.00	1,036	13,225,971	2035-05-01
Phillips 66 4.65%	0.00	1,036	12,741,013	2034-11-15
Abbott Laboratories 2.95%	0.00	1,035	13,534,613	2025-03-15
Federal National Mortgage Association 4%	0.00	1,035	12,643,238	2037-01-01
Government National Mortgage Association 4%	0.00	1,032	12,590,694	2041-11-20
Federal Home Loan Mortgage Corporation 3%	0.00	1,031	13,048,001	2029-11-01
Federal National Mortgage Association 3%	0.00	1,030	13,146,570	2032-11-01
Federal National Mortgage Association 5.5%	0.00	1,030	11,962,875	2037-08-01
International Paper Company 4.75%	0.00	1,030	12,473,812	2022-02-15
Novartis Capital Corporation 4.4%	0.00	1,030	12,112,990	2044-05-06
Amazon.com, Inc. 2.8%	0.00	1,029	13,392,729	2024-08-22
Federal Home Loan Mortgage Corporation 3%	0.00	1,029	13,113,776	2033-07-01
Federal Home Loan Mortgage Corporation 5%	0.00	1,029	12,184,966	2037-03-01
Federal National Mortgage Association 3%	0.00	1,027	13,315,157	2037-11-01
Federal National Mortgage Association 4.5%	0.00	1,026	12,411,288	2040-05-01
PORT AUTH N Y & N J 5.65%	0.00	1,026	10,723,752	2040-11-01
Becton, Dickinson and Company 4.68%	0.00	1,025	13,105,031	2044-12-15
Federal National Mortgage Association 3%	0.00	1,023	13,377,095	2042-04-01
Federal Home Loan Mortgage Corporation 4%	0.00	1,022	12,762,093	2045-04-01
Federal National Mortgage Association 2.5%	0.00	1,022	13,291,030	2028-08-01
Federal National Mortgage Association 4%	0.00	1,022	12,724,357	2043-11-01
Government National Mortgage Association 4%	0.00	1,022	12,633,740	2045-02-20
United Health Group Incorporated 6.5%	0.00	1,022	10,097,252	2037-06-15
Federal Home Loan Mortgage Corporation 3.06%	0.00	1,021	13,023,041	2023-07-25
Federal National Mortgage Association 3%	0.00	1,021	13,003,432	2027-10-01
National Rural Utilities Cooperative Finance Corporation 2.3%	0.00	1,018	13,001,731	2019-11-15
The Home Depot, Inc. 5.88%	0.00	1,018	10,616,382	2036-12-16
Aspen Insurance Holdings Ltd 4.65%	0.00	1,017	12,787,279	2023-11-15
Government National Mortgage Association 4.5%	0.00	1,017	12,349,096	2039-07-15
HSBC USA, Inc. 2.38%	0.00	1,017	13,007,716	2019-11-13
VB-S1 ISSUER LLC 2016-1 6.9%	0.00	1,013	2,731,278	2046-06-15
Ecolab Inc. 4.35%	0.00	1,013	12,547,041	2021-12-08
CME Group Inc. 3.75%	0.00	1,012	12,922,260	2028-06-15
Federal National Mortgage Association 4%	0.00	1,012	12,753,808	2044-10-01
TransCanada Pipelines Limited 4.52%	0.00	1,012	13,849,959	2067-05-15
Equinor ASA 5.1%	0.00	1,010	11,418,056	2040-08-17
Federal National Mortgage Association 4%	0.00	1,010	12,701,213	2041-02-01
Federal National Mortgage Association 3.5%	0.00	1,009	12,930,997	2037-06-01
Lowes Companies, Inc. 3.7%	0.00	1,008	14,230,156	2046-04-15
CBS Corporation 5.9%	0.00	1,005	11,699,362	2040-10-15
CONNECTICUT ST 5.85%	0.00	1,003	11,352,564	2032-03-15
Waste Management, Inc. 3.9%	0.00	1,003	13,226,367	2035-03-01
Cardinal Health, Inc. 4.9%	0.00	1,000	13,653,909	2045-09-15
CLARK CNTY NEV ARPT DEPT OF AVIATION 6.82%	0.00	999	9,155,415	2045-07-01
Airgas, Inc. 2.9%	0.00	998	13,256,628	2022-11-15

# Target Date Fund 2020

**Total Stocks**  
6752

**Total Bonds**  
10626

**Total Cash**  
415

## Bond Portfolio Analysis as of 09-30-18

Security Name	Net Assets %	Market Value \$	Amount \$	Maturity Date
Citigroup Inc. 6.88%	0.00	998	10,420,918	—
Express Scripts Holding Co 3%	0.00	998	13,419,155	2023-07-15
Federal National Mortgage Association 3%	0.00	998	13,383,023	2043-03-01
The Home Depot, Inc. 2.62%	0.00	998	13,188,632	2022-06-01
Federal National Mortgage Association 3.5%	0.00	996	13,075,403	2046-01-01
Federal National Mortgage Association 3.5%	0.00	995	12,836,455	2026-02-01
BHP Billiton Finance (USA) Limited 4.12%	0.00	994	13,100,987	2042-02-24
Federal National Mortgage Association 5%	0.00	994	12,145,199	2039-12-01
Hasbro Inc 3.15%	0.00	994	13,077,144	2021-05-15
Federal National Mortgage Association 2%	0.00	992	13,488,578	2028-05-01
Raytheon Company 4.7%	0.00	992	11,846,208	2041-12-15
Rio Tinto Alcan Inc. 6.12%	0.00	992	10,775,870	2033-12-15
Government National Mortgage Association 2.5%	0.00	991	13,248,725	2028-06-20
Federal National Mortgage Association 5%	0.00	990	12,144,835	2040-04-01
Federal National Mortgage Association 6%	0.00	988	52,915,865	2037-02-01
Cardinal Health, Inc. 3.75%	0.00	986	13,422,556	2025-09-15
Enterprise Products Operating LP 7.55%	0.00	985	9,844,491	2038-04-15
Cooperatieve Rabobank U.A. 5.75%	0.00	983	11,571,233	2043-12-01
Chevron Corporation 2.5%	0.00	982	13,230,973	2022-03-03
CHICAGO ILL TRAN AUTH 6.2%	0.00	981	10,673,103	2040-12-01
The Republic of Korea 3.88%	0.00	981	12,703,119	2023-09-11
African Development Bank 1.88%	0.00	979	13,108,535	2020-03-16
Federal Home Loan Mortgage Corporation 3.2%	0.00	979	13,030,198	2025-03-25
Rogers Communications Inc. 4.5%	0.00	979	13,171,376	2043-03-15
Federal Home Loan Mortgage Corporation 3%	0.00	977	13,113,399	2032-09-01
Inter-American Development Bank 3.88%	0.00	977	12,743,465	2020-02-14
Federal National Mortgage Association 4%	0.00	976	12,700,781	2041-08-01
Government National Mortgage Association 4%	0.00	976	12,616,352	2044-09-15
AMERICAN MUN PWR OHIO INC 6.45%	0.00	974	10,201,001	2044-02-15
Federal Home Loan Mortgage Corporation 6%	0.00	974	11,676,894	2040-05-01
Federal National Mortgage Association 3%	0.00	974	13,035,915	2030-09-01
Federal National Mortgage Association 3.5%	0.00	974	12,872,567	2032-07-01
Sysco Corporation 5.38%	0.00	974	11,674,489	2035-09-21
Federal Home Loan Mortgage Corporation 3%	0.00	973	13,251,462	2037-02-01
Federal National Mortgage Association 2.5%	0.00	973	13,291,214	2028-08-01
McDonald's Corporation 3.62%	0.00	973	12,793,823	2021-05-20
Wells Fargo & Company 5.61%	0.00	973	11,697,697	2044-01-15
CALIFORNIA ST 7.7%	0.00	972	11,872,093	2030-11-01
United Technologies Corporation 5.4%	0.00	972	11,831,922	2035-05-01
American Tower Corporation 3.38%	0.00	970	13,873,924	2026-10-15
Federal National Mortgage Association 3.5%	0.00	970	13,078,156	2046-02-01
Keurig Dr Pepper Inc 3.13%	0.00	970	13,557,030	2023-12-15
Southwest Gas Holdings Inc 3.8%	0.00	970	14,405,002	2046-09-29
The Chubb Corporation 6.5%	0.00	970	10,118,526	2038-05-15
NORTH TEX TWY AUTH 6.72%	0.00	969	9,193,863	2049-01-01
EnCana Corporation 6.62%	0.00	968	10,933,322	2037-08-15
UNIVERSITY CALIF 5.77%	0.00	968	10,665,162	2043-05-15
Chubb INA Holdings Inc 3.15%	0.00	967	13,369,758	2025-03-15
Federal Home Loan Mortgage Corporation 3%	0.00	967	13,251,249	2035-12-01
Federal Home Loan Mortgage Corporation 3%	0.00	967	13,386,848	2043-09-01
McDonald's Corporation 6.3%	0.00	967	10,707,929	2037-10-15
PSEG Power LLC 3%	0.00	967	13,125,033	2021-06-15
Federal Home Loan Mortgage Corporation 2.5%	0.00	963	13,609,243	2036-11-01
Federal National Mortgage Association 3.5%	0.00	959	13,026,704	2041-12-01
Morgan Stanley 2.65%	0.00	957	13,004,949	2020-01-27
Wells Fargo Bank, National Association 5.95%	0.00	957	11,094,533	2036-08-26
Arch Capital Group Inc. 5.14%	0.00	956	12,194,364	2043-11-01
Federal Home Loan Mortgage Corporation 3%	0.00	956	13,372,272	2042-08-01
McDonald's Corporation 3.7%	0.00	956	14,774,383	2042-02-15
The Chubb Corporation 6%	0.00	956	10,678,105	2037-05-11

# Target Date Fund 2020

**Total Stocks**  
6752

**Total Bonds**  
10626

**Total Cash**  
415

## Bond Portfolio Analysis as of 09-30-18

Security Name	Net Assets %	Market Value \$	Amount \$	Maturity Date
United Health Group Incorporated 4.7%	0.00	956	12,541,601	2021-02-15
Retail Opportunity Investments Partnership LP 4%	0.00	955	13,766,460	2024-12-15
America Movil S.A.B. de C.V. 6.38%	0.00	954	10,893,574	2035-03-01
Exelon Generation Company, LLC 5.75%	0.00	954	12,691,839	2041-10-01
Juniper Networks 4.6%	0.00	954	12,651,277	2021-03-15
Federal National Mortgage Association 4%	0.00	952	12,685,344	2037-06-01
Fifth Third Bancorp 8.25%	0.00	952	9,474,985	2038-03-01
Barrick North America Finance LLC 5.7%	0.00	951	11,947,848	2041-05-30
Commonwealth Edison Company 5.9%	0.00	951	10,849,641	2036-03-15
Duke Energy Corp 1.8%	0.00	951	13,510,295	2021-09-01
Province of British Columbia 2.65%	0.00	951	13,101,270	2021-09-22
The Dow Chemical Company 4.25%	0.00	951	12,689,494	2020-11-15
Autozone, Inc. 3.7%	0.00	950	12,870,060	2022-04-15
Care Capital Properties, LP 5.12%	0.00	950	13,199,283	2026-08-15
Federal Home Loan Mortgage Corporation 3%	0.00	950	13,385,197	2043-02-01
Baidu, Inc. 3.5%	0.00	946	13,167,420	2022-11-28
Federal Home Loan Mortgage Corporation 2.74%	0.00	946	13,491,164	2026-01-25
Federal Home Loan Mortgage Corporation 4.5%	0.00	946	12,511,148	2047-04-01
Waste Management, Inc. 3.15%	0.00	946	13,575,706	2027-11-15
Government National Mortgage Association 4.5%	0.00	945	12,383,877	2039-05-15
Government National Mortgage Association 4.5%	0.00	943	12,297,167	2040-05-15
Colgate-Palmolive Company 2.25%	0.00	942	13,381,131	2022-11-15
Federal Home Loan Mortgage Corporation 2.37%	0.00	942	13,255,889	2022-05-25
Federal National Mortgage Association 4%	0.00	942	12,648,935	2029-07-01
Federal National Mortgage Association 4%	0.00	942	12,761,669	2046-02-01
Norfolk Southern Corporation 4.84%	0.00	941	12,278,631	2041-10-01
Federal Home Loan Mortgage Corporation 3%	0.00	939	13,017,146	2027-12-01
Federal National Mortgage Association 4.5%	0.00	939	12,423,282	2044-03-01
FedEx Corporation 4.1%	0.00	939	14,137,934	2043-04-15
Praxair, Inc. 3.55%	0.00	939	14,014,889	2042-11-07
Sunoco Logistics Partners Operations L.P. 5.35%	0.00	939	13,252,409	2045-05-15
Federal National Mortgage Association 4%	0.00	938	12,741,263	2043-10-01
Federal National Mortgage Association 4.5%	0.00	937	12,406,151	2039-07-01
Dominion Energy Inc 4.9%	0.00	936	12,605,988	2041-08-01
Ecopetrol S.A. 4.12%	0.00	936	13,321,232	2025-01-16
Prudential Financial, Inc. 5.38%	0.00	936	12,476,320	2020-06-21
Federal National Mortgage Association 3.5%	0.00	934	13,027,090	2043-04-01
Amgen Inc. 5.15%	0.00	933	12,192,342	2041-11-15
Federal Home Loan Mortgage Corporation 3.87%	0.00	933	12,726,986	2021-04-25
JPMorgan Chase & Co. 4.95%	0.00	933	12,593,519	2020-03-25
Rio Tinto Finance (USA) plc 4.75%	0.00	933	12,204,867	2042-03-22
European Bank For Reconstruction & Development 1.12%	0.00	932	13,362,938	2020-08-24
Federal Home Loan Mortgage Corporation 2.5%	0.00	932	13,954,579	2046-12-01
Oneok Partners Lp 4.9%	0.00	932	12,449,093	2025-03-15
Republic Services, Inc. 3.38%	0.00	932	13,549,125	2027-11-15
Bank of America Corporation 5.88%	0.00	930	10,922,621	2042-02-07
Federal Home Loan Mortgage Corporation 3.5%	0.00	930	12,869,981	2032-08-01
United Airlines, Inc. 4%	0.00	930	12,921,598	2026-04-29
Medtronic, Inc. 4.62%	0.00	929	12,252,910	2044-03-15
Newell Brands Inc. 5.5%	0.00	929	13,562,897	2046-04-01
The Home Depot, Inc. 4.4%	0.00	929	12,559,387	2021-04-01
The Progressive Corporation 3.75%	0.00	929	12,820,541	2021-08-23
Alexandria Real Estate Equities, Inc. 4.6%	0.00	928	12,589,296	2022-04-01
Federal National Mortgage Association 3.5%	0.00	928	12,807,175	2024-01-25
Federal National Mortgage Association 3.5%	0.00	928	12,826,599	2029-10-01

# Target Date Fund 2020

**Total Stocks**  
6752

**Total Bonds**  
10626

**Total Cash**  
415

## Bond Portfolio Analysis as of 09-30-18

Security Name	Net Assets %	Market Value \$	Amount \$	Maturity Date
TransCanada Pipelines Limited 9.88%	0.00	928	11,325,412	2021-01-01
BlackRock, Inc. 5%	0.00	926	12,604,512	2019-12-10
Government National Mortgage Association 3.5%	0.00	926	12,921,002	2042-10-20
Poland (Republic of) 5.12%	0.00	926	12,358,530	2021-04-21
Bank of Nova Scotia 4.38%	0.00	925	12,627,717	2021-01-13
Government National Mortgage Association 3.5%	0.00	925	12,915,697	2042-02-20
UNIVERSITY CALIF 5.95%	0.00	925	10,542,564	2045-05-15
Cisco Systems, Inc. 2.95%	0.00	924	13,442,560	2026-02-28
Government National Mortgage Association 3.5%	0.00	924	12,935,828	2042-01-15
Nvidia Corp 3.2%	0.00	921	13,515,627	2026-09-16
Vodafone Group plc 4.38%	0.00	921	14,368,713	2043-02-19
Federal Home Loan Mortgage Corporation 4%	0.00	920	12,758,120	2044-05-01
Federal Home Loan Mortgage Corporation 2.5%	0.00	919	13,395,979	2032-06-01
Microsoft Corporation 4.2%	0.00	919	12,386,924	2035-11-03
Barrick Gold Corporation 5.25%	0.00	917	12,407,997	2042-04-01
Marsh & McLennan Companies, Inc. 3.75%	0.00	917	13,157,732	2026-03-14
Travelers Companies, Inc. 4.6%	0.00	917	12,410,143	2043-08-01
Altria Group, Inc. 4%	0.00	916	12,736,276	2024-01-31
Federal Home Loan Mortgage Corporation 3.5%	0.00	916	13,031,941	2044-06-01
Federal National Mortgage Association 3.5%	0.00	916	13,026,595	2046-03-01
Virgin Media Sec Finance PLC 5.25%	0.00	916	2,899,808	2026-01-15
Federal National Mortgage Association 3.5%	0.00	915	12,825,988	2025-12-01
Marsh & McLennan Companies, Inc. 3.5%	0.00	915	13,195,551	2024-06-03
PPL Capital Funding Inc. 4.2%	0.00	915	12,757,119	2022-06-15
WALMART INC 3.62%	0.00	915	12,760,330	2020-07-08
Wells Fargo & Company 4.12%	0.00	915	12,765,714	2023-08-15
General Motors Financial Company Inc 3.95%	0.00	914	13,286,327	2024-04-13
Petroleos Mexicanos 3.5%	0.00	914	13,630,377	2023-01-30
Applied Materials Inc. 5.85%	0.00	912	10,926,883	2041-06-15
Tampa Electric Company 2.6%	0.00	912	13,387,551	2022-09-15
FEDERAL HOME LN MTG CORP MULTICLASS MTG	0.00	911	12,958,461	2025-08-25
PARTN CTFS GTD 3.33%				
Hydro Quebec 9.5%	0.00	911	8,447,328	2030-11-15
Federal National Mortgage Association 3.5%	0.00	910	12,872,502	2034-07-01
Protective Life Corporation 7.38%	0.00	910	12,401,636	2019-10-15
Midamerican Energy Company 4.4%	0.00	908	12,613,629	2044-10-15
Reynolds American Inc. 7.25%	0.00	908	10,466,711	2037-06-15
Commercial Mortgage Trust 3.76%	0.00	907	12,909,489	2049-02-10
Equinor ASA 4.25%	0.00	907	12,771,238	2041-11-23
Ford Motor Company 4.35%	0.00	907	13,729,687	2026-12-08
San Diego Gas & Electric Company 3.6%	0.00	907	12,865,719	2023-09-01
ACTIVISION BLIZZARD INC 2.3%	0.00	906	13,312,834	2021-09-15
Federal Home Loan Mortgage Corporation 3.5%	0.00	906	13,026,544	2042-07-01
Oglethorpe Power Corporation 5.38%	0.00	906	11,614,218	2040-11-01
Government National Mortgage Association 3%	0.00	905	13,312,042	2043-03-20
Piedmont Operating Partnership, L.P. 4.45%	0.00	905	12,913,925	2024-03-15
Marriott International, Inc. 3.38%	0.00	903	12,931,617	2020-10-15
The Republic of Korea 4.12%	0.00	903	12,594,148	2044-06-10
Autozone, Inc. 3.75%	0.00	902	13,379,759	2027-06-01
Kinder Morgan, Inc. 5.2%	0.00	902	12,623,532	2048-03-01
TIME WARNER INC. 5.38%	0.00	902	12,994,222	2041-10-15
Cisco Systems, Inc. 2.9%	0.00	901	12,967,764	2021-03-04
Microsoft Corporation 2%	0.00	899	13,671,231	2023-08-08
Elsan Sas	0.00	899	2,408,826	2022-10-31
Omnicom Group Inc. / Omnicom Capital Inc. 3.6%	0.00	898	13,605,037	2026-04-15
Shell International Finance B.V. 2.12%	0.00	898	13,094,580	2020-05-11

# Target Date Fund 2020

**Total Stocks**  
6752

**Total Bonds**  
10626

**Total Cash**  
415

## Bond Portfolio Analysis as of 09-30-18

Security Name	Net Assets %	Market Value \$	Amount \$	Maturity Date
Federal Home Loan Mortgage Corporation 6%	0.00	897	11,700,731	2040-05-01
Government National Mortgage Association 4.5%	0.00	897	12,298,283	2040-01-15
Occidental Petroleum Corporation 3.5%	0.00	897	13,022,341	2025-06-15
HP Inc 6%	0.00	895	12,707,380	2041-09-15
Memorial Sloan-Kettering Cancer Center 4.12%	0.00	895	13,098,315	2052-07-01
Federal National Mortgage Association 3.5%	0.00	894	13,042,146	2043-07-01
HALFMOON PARENT INC 3.4%	0.00	894	12,973,296	2021-09-17
Johnson & Johnson 1.88%	0.00	894	13,051,449	2019-12-05
JPMBB Commercial Mortgage Securities Trust 2016-C1 3.58%	0.00	894	13,078,704	2049-03-15
The Coca-Cola Company 2.45%	0.00	894	13,063,588	2020-11-01
Becton, Dickinson and Company 5%	0.00	893	12,742,137	2040-11-12
Discover Card Execution Note Trust 1.88%	0.00	893	13,208,363	2023-02-15
Federal National Mortgage Association 3.5%	0.00	893	13,027,030	2041-01-01
JPMorgan Chase & Co. 4.95%	0.00	893	12,322,128	2045-06-01
Dollar Tree Inc 3.7%	0.00	892	13,090,911	2023-05-15
Federal National Mortgage Association 3%	0.00	892	13,146,884	2032-08-01
Marriott International, Inc. 3.12%	0.00	892	13,092,254	2021-10-15
Federal Home Loan Mortgage Corporation 3.5%	0.00	890	12,915,665	2037-06-01
Federal Home Loan Mortgage Corporation 3.5%	0.00	890	13,115,201	2047-05-01
Federal National Mortgage Association 3.33%	0.00	890	12,861,940	2023-10-25
John Deere Capital Corporation 1.7%	0.00	890	13,107,992	2020-01-15
TransCanada Pipelines Limited 4.62%	0.00	890	12,874,884	2034-03-01
Barrick (PD) Australia Finance Pty Ltd 5.95%	0.00	889	11,784,635	2039-10-15
Federal National Mortgage Association 3%	0.00	889	13,003,376	2027-04-01
Laboratory Corp of America Holdings 4.7%	0.00	889	13,312,540	2045-02-01
Packaging Corporation of America 3.65%	0.00	889	13,128,585	2024-09-15
Tennessee Valley Authority 4.62%	0.00	889	11,064,018	2060-09-15
Union Pacific Corporation 4.8%	0.00	889	12,500,122	2058-09-10
Zoetis Inc. 4.7%	0.00	889	12,626,546	2043-02-01
Federal National Mortgage Association 4.5%	0.00	888	12,416,931	2041-06-01
Kreditanstalt Fur Wiederaufbau 2.38%	0.00	888	13,152,450	2021-08-25
Owens Corning 4.2%	0.00	888	12,892,751	2022-12-15
Altria Group, Inc. 3.88%	0.00	886	14,772,854	2046-09-16
Federal Home Loan Mortgage Corporation 3.5%	0.00	885	13,026,268	2042-11-01
General Electric Company 3.1%	0.00	885	13,194,459	2023-01-09
Texas Instruments Incorporated 4.15%	0.00	884	12,868,867	2048-05-15
Discover Card Execution Note Trust 3.03%	0.00	883	13,064,902	2025-08-15
Travelers Companies, Inc. 5.35%	0.00	883	11,318,242	2040-11-01
Apple Inc. 4.45%	0.00	881	12,354,484	2044-05-06
Keurig Dr Pepper Inc 4.42%	0.00	881	14,161,686	2046-12-15
Southern California Gas Company 3.15%	0.00	881	13,240,743	2024-09-15
Amazon.com, Inc. 4.25%	0.00	880	12,927,665	2057-08-22
United Parcel Service, Inc. 3.62%	0.00	880	14,267,958	2042-10-01
Ameren Corporation 3.65%	0.00	879	13,294,691	2026-02-15
Marsh & McLennan Companies, Inc. 3.5%	0.00	879	13,281,175	2025-03-10
Federal National Mortgage Association 3%	0.00	876	13,315,181	2037-12-01
Great Plains Energy Inc. 5.29%	0.00	876	12,436,804	2022-06-15
Federal National Mortgage Association 4%	0.00	875	12,697,332	2031-03-01
PORT AUTH N Y & N J 4.96%	0.00	875	11,572,878	2046-08-01
Quebec (Province Of) 2.62%	0.00	875	13,264,145	2023-02-13
Simon Property Group, L.P. 2.75%	0.00	874	13,370,929	2023-02-01
Altria Group, Inc. 4.25%	0.00	871	13,927,103	2042-08-09
CVS Health Corp 2.75%	0.00	871	13,397,631	2022-12-01
Eastman Chemical Company 4.8%	0.00	871	13,074,827	2042-09-01
United Technologies Corporation 6.12%	0.00	871	10,953,561	2038-07-15

# Target Date Fund 2020

**Total Stocks**  
6752

**Total Bonds**  
10626

**Total Cash**  
415

## Bond Portfolio Analysis as of 09-30-18

Security Name	Net Assets %	Market Value \$	Amount \$	Maturity Date
Valero Energy Corporation 7.5%	0.00	871	10,146,459	2032-04-15
Hess Corporation 6%	0.00	870	12,449,027	2040-01-15
Federal Home Loan Mortgage Corporation 2.5%	0.00	868	13,395,868	2032-05-01
WPP Finance 2010 3.75%	0.00	868	13,390,765	2024-09-19
Republic of Chile 2.25%	0.00	867	13,462,948	2022-10-30
Travelers Companies, Inc. 6.25%	0.00	867	10,383,978	2037-06-15
Government National Mortgage Association 4.5%	0.00	866	12,337,012	2045-11-20
Public Service Electric and Gas Company 3%	0.00	866	13,487,119	2025-05-15
Enterprise Products Operating LP 5.95%	0.00	864	11,160,048	2041-02-01
Tennessee Valley Authority 5.38%	0.00	864	9,951,906	2056-04-01
Federal Home Loan Mortgage Corporation 3.97%	0.00	863	12,708,535	2021-01-25
Federal National Mortgage Association 5%	0.00	863	12,144,064	2041-05-01
National Fuel Gas Company 4.9%	0.00	862	12,640,090	2021-12-01
Consumers Energy Company 2.85%	0.00	861	13,110,867	2022-05-15
Koninklijke KPN N.V. 8.38%	0.00	859	10,023,164	2030-10-01
MetLife Inc. 3%	0.00	859	13,504,284	2025-03-01
The Boeing Company 2.85%	0.00	859	13,405,113	2024-10-30
Barclays PLC 3.2%	0.00	858	13,162,946	2021-08-10
TIME WARNER INC. 4.9%	0.00	858	13,821,597	2042-06-15
GlaxoSmithKline Capital Inc. 4.2%	0.00	857	12,937,735	2043-03-18
Westpac Banking Corporation 2.1%	0.00	857	13,354,106	2021-05-13
Federal Home Loan Mortgage Corporation 3.5%	0.00	855	12,869,987	2033-09-01
Federal Home Loan Mortgage Corporation 4.5%	0.00	855	12,384,771	2040-04-01
The Coca-Cola Company 2.55%	0.00	855	14,007,001	2026-06-01
Eli Lilly and Company 3.7%	0.00	854	13,691,020	2045-03-01
Georgia-Pacific LLC 8.88%	0.00	854	8,887,955	2031-05-15
John Deere Capital Corporation 3.05%	0.00	854	13,673,855	2028-01-06
Republic of Panama 4%	0.00	854	12,749,352	2024-09-22
Sunoco Logistics Partners Operations L.P. 4.95%	0.00	854	14,148,828	2043-01-15
Centerpoint Energy Houston Electric LLC 3.95%	0.00	853	13,345,477	2048-03-01
Federal Home Loan Mortgage Corporation 4.5%	0.00	853	12,511,143	2047-07-01
Wells Fargo & Company 3.3%	0.00	853	13,329,735	2024-09-09
Altria Group, Inc. 4.5%	0.00	850	13,377,372	2043-05-02
Federal National Mortgage Association 4%	0.00	850	12,685,562	2038-02-01
Transatlantic Holdings Inc. 8%	0.00	850	9,458,691	2039-11-30
Apple Inc. 4.38%	0.00	849	12,427,628	2045-05-13
Federal National Mortgage Association 3.5%	0.00	849	13,027,062	2043-01-01
Government National Mortgage Association 2.5%	0.00	849	13,317,517	2032-07-20
iHeartCommunications Inc 9%	0.00	849	3,747,591	2019-12-15
American Tower Corporation 3.5%	0.00	848	13,138,012	2023-01-31
Federal Home Loan Mortgage Corporation 5%	0.00	848	12,213,928	2035-07-01
MetLife Inc. 3.05%	0.00	848	13,137,468	2022-12-15
AGL Capital Corporation 4.4%	0.00	846	13,447,897	2043-06-01
CATHOLIC HEALTH INITIATIVES 4.35%	0.00	845	14,340,924	2042-11-01
Arizona Public Service Company 4.5%	0.00	844	12,540,577	2042-04-01
Rock-Tenn Company 3.5%	0.00	844	12,921,201	2020-03-01
Federal Home Loan Mortgage Corporation 2.51%	0.00	842	13,260,938	2022-11-25
Federal Home Loan Mortgage Corporation 4%	0.00	842	12,692,441	2038-01-01
Johnson & Johnson 3.7%	0.00	842	13,579,825	2046-03-01
Telefonica Emisiones S.A.U. 4.57%	0.00	842	12,565,536	2023-04-27
Tennessee Gas Pipeline Company 7.62%	0.00	841	10,421,610	2037-04-01
Altran Technologies Sa	0.00	840	2,821,473	2025-03-20
Equifax Inc. 3.3%	0.00	840	13,246,496	2022-12-15
Federal National Mortgage Association 2.5%	0.00	840	13,282,210	2027-03-01
Federal National Mortgage Association 3.5%	0.00	840	12,849,270	2026-12-01
Oklahoma Gas and Electric Company 4.15%	0.00	840	13,556,506	2047-04-01
Government National Mortgage Association 3%	0.00	839	12,983,214	2027-03-20
PepsiAmericas, Inc. 5.5%	0.00	839	11,223,250	2035-05-15
Boston Properties, Inc. 3.12%	0.00	837	13,289,773	2023-09-01
Illinois Tool Works Inc. 2.65%	0.00	836	13,972,489	2026-11-15

# Target Date Fund 2020

**Total Stocks**  
6752

**Total Bonds**  
10626

**Total Cash**  
415

## Bond Portfolio Analysis as of 09-30-18

Security Name	Net Assets %	Market Value \$	Amount \$	Maturity Date
METROPOLITAN WASH D C ARPTS AUTH 7.46%	0.00	836	9,068,417	2046-10-01
Microsoft Corporation 3.75%	0.00	836	13,332,672	2045-02-12
Anheuser-Busch InBev Worldwide Inc. 8%	0.00	835	9,314,903	2039-11-15
Citigroup Commercial Mortgage Trust 3.86%	0.00	835	12,733,892	2047-05-10
Eaton Corporation 4.15%	0.00	835	13,641,022	2042-11-02
Norfolk Southern Corporation 3.94%	0.00	835	13,913,554	2047-11-01
Southern Company 2.75%	0.00	835	13,048,850	2020-06-15
Federal National Mortgage Association 4%	0.00	833	12,767,422	2044-10-01
Massachusetts Institute of Technology 5.6%	0.00	833	10,165,171	—
Chevron Corporation 3.33%	0.00	832	13,098,010	2025-11-17
AT&T Inc 4.5%	0.00	831	14,808,390	2048-03-09
Lowes Companies, Inc. 2.5%	0.00	831	14,054,839	2026-04-15
Hyatt Hotels Corporation 3.38%	0.00	830	13,236,523	2023-07-15
BP Capital Markets plc 2.52%	0.00	827	12,995,995	2020-01-15
Federal Home Loan Mortgage Corporation 3%	0.00	827	13,378,632	2043-02-01
Federal Home Loan Mortgage Corporation 5%	0.00	827	12,274,931	2048-07-01
Johnson Controls International Plc 5.7%	0.00	827	12,030,323	2041-03-01
Xerox Corporation 5.62%	0.00	827	12,619,359	2019-12-15
UDR Inc 4.62%	0.00	826	12,622,900	2022-01-10
21st Century Fox America, Inc. 6.15%	0.00	824	10,394,769	2037-03-01
Harley-Davidson, Inc. 4.62%	0.00	823	13,828,694	2045-07-28
Southern California Edison Company 4.05%	0.00	823	13,691,023	2042-03-15
Federal Home Loan Mortgage Corporation 4.5%	0.00	822	12,460,051	2039-02-01
Amgen Inc. 4.1%	0.00	821	12,703,189	2021-06-15
Federal Home Loan Mortgage Corporation 3.11%	0.00	821	12,963,874	2023-02-25
Federal National Mortgage Association 3.5%	0.00	819	12,872,525	2032-09-01
Boston Scientific Corporation 7.38%	0.00	818	9,830,351	2040-01-15
Grand Metropolitan Investment Corp. 7.45%	0.00	818	9,457,698	2035-04-15
Tennessee Valley Authority 6.15%	0.00	818	9,613,746	2038-01-15
Federal Home Loan Mortgage Corporation 3.17%	0.00	817	13,018,745	2024-10-25
Federal Home Loan Mortgage Corporation 4%	0.00	817	12,684,434	2041-09-01
Halliburton Company 4.75%	0.00	817	12,628,704	2043-08-01
The Home Depot, Inc. 4.88%	0.00	817	11,674,039	2044-02-15
Canadian National Railway Company 3.65%	0.00	815	13,953,764	2048-02-03
Virginia Electric and Power Company 6%	0.00	815	10,880,910	2036-01-15
Ameriprise Financial, Inc. 5.3%	0.00	814	12,532,333	2020-03-15
Federal Home Loan Mortgage Corporation 5.5%	0.00	814	11,936,163	2035-09-01
Merck Sharp & Dohme Corp 3.6%	0.00	814	13,695,754	2042-09-15
Puget Sound Energy Inc. 5.64%	0.00	814	10,805,154	2041-04-15
Government National Mortgage Association 4%	0.00	811	12,626,815	2042-02-15
Microsoft Corporation 3.5%	0.00	810	13,867,770	2042-11-15
The Walt Disney Company 7%	0.00	810	10,017,647	2032-03-01
Government National Mortgage Association 5%	0.00	809	12,163,458	2039-05-15
Hewlett Packard Enterprise Company 6.35%	0.00	809	12,574,158	2045-10-15
Kraft Heinz Foods Company 5.2%	0.00	809	13,218,941	2045-07-15
Federal Home Loan Mortgage Corporation 2.95%	0.00	808	13,166,155	2024-07-25
O'Reilly Automotive, Inc. 3.55%	0.00	808	13,498,534	2026-03-15
American Express Credit Account Master Trust 3.06%	0.00	806	12,946,753	2024-02-15
Citigroup Inc. 6.68%	0.00	806	10,540,270	2043-09-13
CSX Corporation 4.4%	0.00	806	13,034,746	2043-03-01
Federal Home Loan Mortgage Corporation 4.5%	0.00	806	12,500,214	2044-09-01
GEORGIA MUN ELEC AUTH 7.06%	0.00	806	11,287,516	2057-04-01
TEXAS ST 5.52%	0.00	806	10,544,460	2039-04-01
Government National Mortgage Association 3%	0.00	805	13,261,194	2042-12-15
National Oilwell Varco Incorporation 3.95%	0.00	805	14,896,018	2042-12-01
General Mills, Inc. 2.6%	0.00	802	13,477,141	2022-10-12
NEW YORK N Y CITY MUN WTR FIN AUTH 5.72%	0.00	802	10,398,756	2042-06-15
Federal National Mortgage Association 3%	0.00	802	60,657,854	2046-12-01
Phillips 66 Partners LP 3.55%	0.00	801	13,700,006	2026-10-01
Rio Tinto Alcan Inc. 7.25%	0.00	801	10,220,758	2031-03-15



# Target Date Fund 2020

**Total Stocks**  
6752

**Total Bonds**  
10626

**Total Cash**  
415

## Bond Portfolio Analysis as of 09-30-18

Security Name	Net Assets %	Market Value \$	Amount \$	Maturity Date
Federal National Mortgage Association 2.38%	0.00	800	13,280,578	2022-05-25
PNC Bank, National Association 3.8%	0.00	800	12,932,875	2023-07-25
Anheuser-Busch InBev Worldwide Inc. 3.5%	0.00	799	13,057,498	2024-01-12
Federal National Mortgage Association 5%	0.00	799	12,174,225	2035-09-01
Fifth Third Bancorp 3.5%	0.00	799	12,959,321	2022-03-15
Government National Mortgage Association 3.5%	0.00	799	12,921,006	2044-01-20
Federal National Mortgage Association 2.5%	0.00	797	13,993,520	2026-10-25
Quest Diagnostics Incorporated 4.75%	0.00	797	12,654,414	2020-01-30
Aetna, Inc. 4.12%	0.00	796	14,104,946	2042-11-15
Federal Home Loan Mortgage Corporation 4.5%	0.00	796	12,384,887	2040-02-01
Wyeth 6.5%	0.00	796	10,313,132	2034-02-01
John Deere Capital Corporation 2.8%	0.00	795	13,031,052	2021-03-04
State Street Corporation 3.1%	0.00	795	13,213,643	2023-05-15
Federal National Mortgage Association 3%	0.00	793	13,003,604	2027-06-01
Illinois Tool Works Inc. 3.9%	0.00	793	13,191,902	2042-09-01
NUTRIEN LTD 3%	0.00	793	14,028,742	2025-04-01
Simon Property Group, L.P. 4.75%	0.00	792	12,364,168	2042-03-15
Vornado Realty Lp 5%	0.00	792	12,488,535	2022-01-15
Federal National Mortgage Association 4%	0.00	791	12,783,882	2045-03-01
Idex Corporation 4.2%	0.00	791	12,805,372	2021-12-15
Nucor Corporation 6.4%	0.00	791	10,576,380	2037-12-01
Southern Copper Corporation 3.88%	0.00	791	13,283,400	2025-04-23
Federal Home Loan Mortgage Corporation 5%	0.00	790	12,166,701	2040-08-01
Pepsico Capital Resources, Inc. 4.6%	0.00	788	12,136,411	2045-07-17
Legg Mason Inc 5.62%	0.00	787	12,774,184	2044-01-15
NSTAR Electric Company 2.38%	0.00	787	13,445,742	2022-10-15
GNMA PASS-THRU M SINGLE FAMILY 3.5%	0.00	786	12,960,962	2045-03-20
Government National Mortgage Association 4.5%	0.00	786	12,328,226	2040-04-20
Federal National Mortgage Association 2.5%	0.00	784	13,889,461	2043-02-01
Sysco Corporation 3.75%	0.00	784	13,092,627	2025-10-01
United Health Group Incorporated 5.95%	0.00	784	10,571,294	2041-02-15
Federal Home Loan Mortgage Corporation 3.5%	0.00	783	13,026,569	2043-04-01
Microsoft Corporation 4.5%	0.00	783	11,973,134	2057-02-06
General Electric Company 6.75%	0.00	782	10,685,350	2032-03-15
Autozone, Inc. 3.12%	0.00	780	13,263,961	2023-07-15
Federal Home Loan Mortgage Corporation 3.5%	0.00	780	12,830,954	2031-02-01
Unilever Capital Corporation 2.1%	0.00	780	13,156,426	2020-07-30
Centerpoint Energy Houston Electric LLC 3.55%	0.00	779	14,167,714	2042-08-01
Comm 2014-Ccre17 Mortgage Trust 3.98%	0.00	779	12,657,932	2047-05-10
Federal National Mortgage Association 5%	0.00	779	12,120,897	2039-04-01
Lincoln National Corporation 7%	0.00	778	10,297,247	2040-06-15
Rogers Communications Inc. 3%	0.00	778	13,318,200	2023-03-15
Rogers Communications Inc. 4.1%	0.00	778	12,713,024	2023-10-01
Federal National Mortgage Association 3.5%	0.00	777	13,030,966	2043-05-01
General Electric Company 4.5%	0.00	775	13,699,502	2044-03-11
Federal National Mortgage Association 3%	0.00	771	13,035,920	2030-04-01
McKesson Corporation 3.8%	0.00	771	13,018,443	2024-03-15
METROPOLITAN GOVT NASHVILLE & DAVIDSON CNTY TENN 6.73%	0.00	771	9,830,330	2043-07-01
Federal Home Loan Mortgage Corporation 3%	0.00	770	13,047,965	2029-07-01
Federal Home Loan Mortgage Corporation 3.06%	0.00	770	13,107,796	2024-12-25
Ford Motor Credit Company LLC 2.46%	0.00	770	13,142,351	2020-03-27
Government National Mortgage Association 4%	0.00	770	12,581,133	2041-01-15
Wf-Rbs Com Mg Tst 3.07%	0.00	770	13,120,601	2045-03-15
Federal National Mortgage Association 3.5%	0.00	769	12,988,483	2038-01-01
Government National Mortgage Association 4.5%	0.00	769	12,335,077	2045-04-20

# Target Date Fund 2020

**Total Stocks**  
6752

**Total Bonds**  
10626

**Total Cash**  
415

## Bond Portfolio Analysis as of 09-30-18

Security Name	Net Assets %	Market Value \$	Amount \$	Maturity Date
Oracle Corporation 4%	0.00	769	13,558,780	2046-07-15
Federal Home Loan Mortgage Corporation 3.02%	0.00	768	13,156,112	2025-01-25
International Business Machines Corporation 3.45%	0.00	768	13,074,809	2026-02-19
Buckeye Partners LP 4.88%	0.00	766	12,692,494	2021-02-01
Federal Home Loan Mortgage Corporation 3%	0.00	766	13,377,751	2043-01-01
Anheuser-Busch InBev Finance Inc. 4.62%	0.00	765	13,433,919	2044-02-01
Federal Home Loan Mortgage Corporation 2.64%	0.00	765	13,204,540	2023-01-25
AbbVie Inc. 4.45%	0.00	764	14,056,494	2046-05-14
Federal National Mortgage Association 3.5%	0.00	764	12,872,538	2033-08-01
Federal National Mortgage Association 5%	0.00	764	12,122,578	2039-08-01
Government National Mortgage Association 3%	0.00	764	13,239,167	2043-05-15
Medtronic, Inc. 6.5%	0.00	764	10,175,908	2039-03-15
Federal Home Loan Mortgage Corporation 2.4%	0.00	762	13,254,366	2022-06-25
Federal Home Loan Mortgage Corporation 2.5%	0.00	762	13,301,106	2028-03-01
Federal National Mortgage Association 4%	0.00	762	12,678,897	2040-12-01
Government National Mortgage Association 5%	0.00	762	12,168,852	2039-09-15
United Airlines, Inc. 7.25%	0.00	762	12,435,986	2021-05-10
Federal National Mortgage Association 3.5%	0.00	761	13,027,027	2043-11-01
Government National Mortgage Association 3%	0.00	761	13,239,121	2043-05-15
TransCanada Pipelines Limited 5.85%	0.00	761	11,426,158	2036-03-15
PPL Electric Utilities Corporation 4.15%	0.00	760	12,984,076	2048-06-15
CME Group Inc. 4.15%	0.00	758	13,005,594	2048-06-15
Federal Home Loan Mortgage Corporation 2.81%	0.00	758	13,307,028	2025-01-25
Federal Home Loan Mortgage Corporation 3.24%	0.00	758	12,961,735	2024-09-25
Trustees of Princeton University 5.7%	0.00	758	10,390,833	2039-03-01
Westvaco Corporation 7.95%	0.00	758	10,007,540	2031-02-15
L3 Technologies Inc 4.95%	0.00	756	12,563,438	2021-02-15
The Dow Chemical Company 9.4%	0.00	756	8,483,423	2039-05-15
Duke Energy Indiana Inc. 6.35%	0.00	755	10,057,134	2038-08-15
Eastman Chemical Company 2.7%	0.00	755	12,990,043	2020-01-15
Federal National Mortgage Association 4%	0.00	755	12,700,482	2040-11-01
Johnson & Johnson 5.85%	0.00	755	10,310,989	2038-07-15
American Express Company 4.05%	0.00	753	13,444,352	2042-12-03
Wells Fargo & Company 2.55%	0.00	753	13,128,269	2020-12-07
AvalonBay Communities, Inc. 6.1%	0.00	752	12,426,205	2020-03-15
Federal Home Loan Mortgage Corporation 3%	0.00	752	13,382,002	2043-01-01
Progress Energy, Inc. 3.15%	0.00	752	13,144,244	2022-04-01
Federal Home Loan Mortgage Corporation 2%	0.00	751	13,787,131	2032-02-01
Federal Home Loan Mortgage Corporation 2%	0.00	751	13,787,390	2032-01-01
Federal National Mortgage Association 2%	0.00	751	13,488,236	2027-10-01
Federal National Mortgage Association 4%	0.00	751	12,702,254	2040-02-01
Exxon Mobil Corporation 3.57%	0.00	749	13,814,313	2045-03-06
Federal Home Loan Mortgage Corporation 3.5%	0.00	749	12,830,934	2029-12-01
Federal Home Loan Mortgage Corporation 3.59%	0.00	749	12,758,312	2025-01-25
Federal National Mortgage Association 3.76%	0.00	749	12,730,709	2021-04-25
21st Century Fox America, Inc. 6.4%	0.00	748	10,138,907	2035-12-15
Federal Home Loan Mortgage Corporation 5%	0.00	748	12,176,947	2033-08-01
JPMBB Commercial Mortgage Securities Trust 3.8%	0.00	748	12,801,351	2047-09-15
Tennessee Valley Authority 4.25%	0.00	748	11,826,182	2065-09-15
Burlington Resources Finance Company 7.2%	0.00	747	10,151,861	2031-08-15
Exelon Corporation 5.62%	0.00	747	11,553,429	2035-06-15
Federal Home Loan Mortgage Corporation 3.5%	0.00	747	13,026,565	2041-11-01
Medtronic, Inc. 4.38%	0.00	747	12,494,603	2035-03-15
Potomac Electric Power Company 6.5%	0.00	747	10,058,619	2037-11-15
Prudential Financial, Inc. 3.5%	0.00	747	12,923,683	2024-05-15
Federal National Mortgage Association 2.53%	0.00	744	13,563,202	2024-09-25
Husky Energy Inc. 6.8%	0.00	744	10,494,752	2037-09-15
Macy's Retail Holdings, Inc. 3.88%	0.00	744	12,958,431	2022-01-15
SAN ANTONIO TEX 5.81%	0.00	743	10,410,397	2041-02-01
Weyerhaeuser Company 7.38%	0.00	743	10,216,563	2032-03-15

# Target Date Fund 2020

**Total Stocks**  
6752

**Total Bonds**  
10626

**Total Cash**  
415

## Bond Portfolio Analysis as of 09-30-18

Security Name	Net Assets %	Market Value \$	Amount \$	Maturity Date
Federal National Mortgage Association 2%	0.00	742	13,774,668	2031-11-01
FedEx Corporation 3.88%	0.00	742	14,563,844	2042-08-01
PacifiCorp 6.35%	0.00	742	10,228,180	2038-07-15
Prudential Financial, Inc. 6.62%	0.00	742	10,322,962	2040-06-21
The Republic of Peru 6.55%	0.00	742	10,234,915	2037-03-14
UNIVERSITY CALIF 4.86%	0.00	742	12,762,580	—
Abbott Laboratories 6%	0.00	740	10,855,673	2039-04-01
American Express Credit Account Master Trust 2.67%	0.00	740	12,973,146	2022-10-17
Citigroup Inc. 5.3%	0.00	740	12,357,437	2044-05-06
Federal Home Loan Mortgage Corporation 3.3%	0.00	740	12,912,767	2024-07-25
NYU Hospitals Center 4.37%	0.00	740	12,802,956	2047-07-01
COOK CNTY ILL 6.23%	0.00	739	10,726,087	2034-11-15
Federal National Mortgage Association 3%	0.00	739	13,389,672	2043-03-01
Sysco Corporation 2.6%	0.00	739	13,370,090	2022-06-12
Federal National Mortgage Association 3.5%	0.00	738	13,104,215	2047-05-01
Federal National Mortgage Association 4.5%	0.00	738	12,511,932	2046-12-01
Mead Johnson Nutrition Company 4.9%	0.00	737	12,674,829	2019-11-01
GNMA PASS-THRU M SINGLE FAMILY 3%	0.00	735	13,282,759	2045-01-20
The Boeing Company 6.62%	0.00	735	9,806,757	2038-02-15
Federal Home Loan Mortgage Corporation 3%	0.00	734	13,078,524	2030-06-01
Federal Home Loan Mortgage Corporation 5.5%	0.00	734	12,068,292	2040-08-01
The Walt Disney Company 4.12%	0.00	734	13,123,682	2041-12-01
Burlington Northern Santa Fe LLC 4.4%	0.00	733	12,649,991	2042-03-15
Canadian Natural Resources Limited 5.85%	0.00	733	11,647,528	2035-02-01
Federal Home Loan Mortgage Corporation 4%	0.00	733	12,684,733	2040-12-01
S&P GLOBAL INC 6.55%	0.00	733	10,356,919	2037-11-15
Unilever Capital Corporation 5.9%	0.00	733	10,557,157	2032-11-15
Ameren Illinois Company 3.7%	0.00	731	13,908,912	2047-12-01
American International Group, Inc. 4.5%	0.00	731	13,691,285	2044-07-16
Federal National Mortgage Association 2.5%	0.00	731	13,889,498	2043-03-01
Ww Medical & Health	0.00	731	2,802,547	2026-01-23
Eaton Corporation 3.1%	0.00	730	13,848,929	2027-09-15
Intel Corporation 4.8%	0.00	730	11,895,948	2041-10-01
Citibank Credit Card Issuance Trust 1.86%	0.00	729	13,196,972	2022-08-07
Federal Home Loan Mortgage Corporation 3%	0.00	729	13,251,308	2036-11-01
Federal Home Loan Mortgage Corporation 5%	0.00	729	12,110,603	2041-05-01
Federal National Mortgage Association 4%	0.00	729	12,761,602	2044-07-01
Time Warner Entertainment Co., L.P. 8.38%	0.00	729	10,404,275	2033-07-15
UBS Commercial Mor 3.4%	0.00	729	12,945,956	2045-05-10
Lti Holdings Inc	0.00	729	2,820,063	2026-08-14
Federal Home Loan Mortgage Corporation 3%	0.00	727	13,017,437	2027-02-01
NEW YORK N Y CITY MUN WTR FIN AUTH 5.75%	0.00	727	10,422,238	2041-06-15
PacifiCorp 6%	0.00	727	10,434,350	2039-01-15
CA, Inc. 4.5%	0.00	726	12,856,546	2023-08-15
Mexico (United Mexican States) 6.05%	0.00	726	11,635,733	2040-01-11
American Express Credit Account Master Trust 2.99%	0.00	725	12,965,174	2023-12-15
Southwestern Electric Power Company 3.55%	0.00	725	12,891,052	2022-02-15
FEDERAL HOME LN MTG CORP MULTICLASS MTG	0.00	724	13,217,420	2027-11-25
PARTN CTFS GTD 3.29%	0.00	724	12,778,855	2045-12-01
Federal National Mortgage Association 4%	0.00	724	12,170,548	2033-10-01
Federal National Mortgage Association 5%	0.00	724	11,482,487	2040-06-01
OHIO ST UNIV 4.91%	0.00	724	11,997,083	2043-12-15
XLIT Ltd. 5.25%	0.00	724	13,003,389	2027-04-01
Federal National Mortgage Association 3%	0.00	722	12,535,247	2051-07-15
BENCHMARK MORTGAGE TRUST 4.21%	0.00	721	10,359,288	2038-05-15
JPMorgan Chase & Co. 6.4%	0.00	721	10,359,288	2038-05-15

# Target Date Fund 2020

**Total Stocks**  
6752

**Total Bonds**  
10626

**Total Cash**  
415

## Bond Portfolio Analysis as of 09-30-18

Security Name	Net Assets %	Market Value \$	Amount \$	Maturity Date
Pfizer Inc. 2.2%	0.00	721	13,285,701	2021-12-15
Virginia Electric and Power Company 8.88%	0.00	721	8,318,839	2038-11-15
Georgia-Pacific LLC 8%	0.00	720	10,815,833	2024-01-15
Pacific Gas and Electric Company 6.25%	0.00	720	11,210,360	2039-03-01
Amgen Inc. 3.62%	0.00	718	12,934,737	2024-05-22
Canadian National Railway Company 6.2%	0.00	718	10,558,091	2036-06-01
Federal Home Loan Mortgage Corporation 3.19%	0.00	718	13,314,659	2027-09-25
Government National Mortgage Association 4%	0.00	718	12,591,845	2041-07-20
The Toronto-Dominion Bank 2.25%	0.00	718	13,010,185	2019-11-05
Federal Home Loan Mortgage Corporation 3%	0.00	717	13,017,508	2027-05-01
Federal Home Loan Mortgage Corporation 3.93%	0.00	717	12,606,520	2028-07-25
Kreditanstalt Fur Wiederaufbau 2.88%	0.00	717	13,234,928	2028-04-03
NEW YORK N Y CITY TRANSITIONAL FIN AUTH 5.77%	0.00	717	11,059,321	2036-08-01
Federal Home Loan Mortgage Corporation 3.9%	0.00	716	12,629,713	2051-06-25
Government National Mortgage Association 3%	0.00	716	12,983,255	2028-01-20
Novartis Capital Corporation 4%	0.00	716	12,863,464	2045-11-20
Autodata Inc	0.00	716	2,802,546	2025-12-12
Federal National Mortgage Association 4.5%	0.00	715	12,417,382	2040-10-01
Lockheed Martin Corporation 6.15%	0.00	715	10,626,049	2036-09-01
NYU Hospitals Center 5.75%	0.00	715	10,616,569	2043-07-01
Australia and New Zealand Banking Group Limited 2.55%	0.00	713	13,312,866	2021-11-23
Citigroup Commercial Mortgage Trust 3.64%	0.00	713	12,905,175	2047-10-10
CME Group Inc. 5.3%	0.00	713	11,217,071	2043-09-15
Federal National Mortgage Association 3.5%	0.00	713	13,090,462	2046-12-01
South Carolina Electric & Gas Company 5.45%	0.00	713	12,031,287	2041-02-01
Duke Energy Carolinas LLC 5.3%	0.00	712	11,361,993	2040-02-15
Federal Home Loan Mortgage Corporation 3.85%	0.00	712	12,690,286	2028-06-25
Government National Mortgage Association 4%	0.00	712	12,643,898	2042-03-20
Midamerican Energy Company 4.8%	0.00	712	11,936,096	2043-09-15
BA Credit Card Trust 1.84%	0.00	711	13,218,244	2023-01-17
Bank of Montreal 2.1%	0.00	711	13,135,371	2020-06-15
BNP Paribas 3.25%	0.00	711	13,153,625	2023-03-03
Government National Mortgage Association 3.5%	0.00	711	12,935,835	2043-08-15
Federal Home Loan Mortgage Corporation 3.6%	0.00	709	12,929,602	2028-01-25
Government National Mortgage Association 5%	0.00	709	12,171,126	2033-09-15
GS MORTGAGE SECURITIES TRUST 3.93%	0.00	709	12,701,075	2047-09-10
Federal Home Loan Mortgage Corporation 3.53%	0.00	708	12,768,454	2023-10-25
Government National Mortgage Association 4.5%	0.00	708	12,322,706	2041-01-20
The Dow Chemical Company 3.5%	0.00	708	13,202,685	2024-10-01
The Progressive Corporation 4.35%	0.00	708	12,912,161	2044-04-25
Lma-Americas Llc	0.00	708	949,219	2019-03-13
BP Capital Markets plc 3.22%	0.00	707	13,217,788	2024-04-14
Government National Mortgage Association 3%	0.00	707	12,934,625	2027-09-15
Virginia Electric and Power Company 6%	0.00	707	10,724,796	2037-05-15
CSX Corporation 6.15%	0.00	706	10,754,384	2037-05-01
Federal Home Loan Mortgage Corporation 5.5%	0.00	706	11,986,785	2039-12-01
Commonwealth Edison Company 6.45%	0.00	704	10,236,281	2038-01-15
Federal National Mortgage Association 3%	0.00	704	13,251,467	2036-10-01
Bank of America Corporation 2.88%	0.00	703	13,288,777	2023-04-24
WASHINGTON ST 5.14%	0.00	703	11,071,078	2040-08-01
WELLS FARGO COMMERCIAL MORTGAGE TRUST 3.81%	0.00	703	12,854,784	2048-12-15
Capital One Multi Asset Execution Trust 2.43%	0.00	700	13,269,334	2025-01-15
Government National Mortgage Association 3%	0.00	700	13,302,353	2043-02-20
LOS ANGELES CNTY CALIF MET TRANSN AUTH 5.74%	0.00	700	10,828,459	2039-06-01
Marathon Oil Corporation 2.8%	0.00	700	13,444,259	2022-11-01

# Target Date Fund 2020

**Total Stocks**  
6752

**Total Bonds**  
10626

**Total Cash**  
415

## Bond Portfolio Analysis as of 09-30-18

Security Name	Net Assets %	Market Value \$	Amount \$	Maturity Date
AstraZeneca Plc 3.38%	0.00	699	13,359,221	2025-11-16
Federal National Mortgage Association 2.92%	0.00	699	13,309,983	2025-10-25
Federal National Mortgage Association 4%	0.00	699	12,702,122	2039-04-01
GS Mortgage Securities Trust 2014-G 4.07%	0.00	699	12,602,420	2047-01-10
Kaiser Foundation Hospitals/Health Plan, Inc. 4.88%	0.00	699	11,701,593	2042-04-01
Federal Home Loan Mortgage Corporation 4%	0.00	698	12,691,321	2043-12-01
NSTAR Electric Company 5.5%	0.00	698	11,217,812	2040-03-15
R. J. Reynolds Tobacco Company 7%	0.00	698	10,882,474	2041-08-04
Rogers Communications Inc. 5.45%	0.00	698	11,890,054	2043-10-01
The University of Southern California 5.25%	0.00	698	11,152,959	—
FEDERAL HOME LN MTG CORP MULTICLASS MTG PARTN CTFS GTD 3.28%	0.00	696	12,979,975	2025-06-25
Federal Home Loan Mortgage Corporation 4.5%	0.00	696	12,385,051	2040-09-01
International Bank for Reconstruction and Development 4.75%	0.00	696	10,883,116	2035-02-15
Oncor Electric Delivery Company LLC 7%	0.00	696	10,025,959	2032-05-01
Brixmor Operating Partnership LP 3.65%	0.00	695	13,443,241	2024-06-15
Federal National Mortgage Association 4%	0.00	695	12,777,532	2045-12-01
Southern Copper Corporation 6.75%	0.00	695	10,915,837	2040-04-16
Government National Mortgage Association 5%	0.00	694	11,979,718	2033-09-20
Praxair, Inc. 2.2%	0.00	694	13,449,323	2022-08-15
Southern California Edison Company 6.05%	0.00	694	10,942,347	2039-03-15
Wyeth 7.25%	0.00	694	11,220,041	2023-03-01
Duke Energy Florida, Inc 3.1%	0.00	693	12,918,839	2021-08-15
Consolidated Edison Company of New York, Inc. 5.85%	0.00	691	10,964,562	2036-03-15
FEDERAL HOME LN MTG CORP MULTICLASS MTG PARTN CTFS GTD 3.14%	0.00	691	13,063,118	2024-10-25
Federal National Mortgage Association 5%	0.00	691	12,169,876	2035-05-01
Government National Mortgage Association 3.5%	0.00	691	12,935,819	2040-11-15
Wells Fargo & Company 4.4%	0.00	691	13,717,449	2046-06-14
Government National Mortgage Association 3.5%	0.00	690	12,920,998	2043-05-20
Southwest Airlines Co. 3%	0.00	690	13,985,461	2026-11-15
Federal Home Loan Mortgage Corporation 4%	0.00	689	12,684,787	2041-04-01
GS Mortgage Securities Trust 2015-G 3.38%	0.00	689	13,136,239	2050-05-10
Plains All American Pipeline L.P./PAA Finance Corp. 6.65%	0.00	689	11,683,868	2037-01-15
Federal Home Loan Mortgage Corporation 2.86%	0.00	687	12,991,071	2021-01-25
Shell International Finance B.V. 3.62%	0.00	687	13,926,831	2042-08-21
Campbell Soup Company 3.8%	0.00	686	16,587,977	2042-08-02
Federal Home Loan Mortgage Corporation 3%	0.00	686	13,383,582	2043-03-01
Federal National Mortgage Association 3%	0.00	686	13,394,256	2044-09-01
Federal National Mortgage Association 3%	0.00	686	13,492,574	2047-09-01
Federal National Mortgage Association 3.5%	0.00	686	12,968,284	2033-11-01
Federal National Mortgage Association 3%	0.00	686	60,700,597	2033-04-01
Anadarko Petroleum Corporation 6.2%	0.00	685	11,652,878	2040-03-15
BA Credit Card Trust 3%	0.00	685	12,955,731	2023-09-15
Delhaize Group SA 5.7%	0.00	685	11,882,686	2040-10-01
Federal National Mortgage Association 3.5%	0.00	685	13,079,511	2046-06-01
Federal National Mortgage Association 3.76%	0.00	685	12,750,694	2021-06-25
Government National Mortgage Association 4.5%	0.00	685	12,390,885	2040-07-15
JPMorgan Chase & Co. 5.5%	0.00	685	11,308,796	2040-10-15
Marsh & McLennan Companies, Inc. 5.88%	0.00	685	11,176,559	2033-08-01
Northern States Power Company 3.6%	0.00	685	14,235,990	2047-09-15
Federal National Mortgage Association 2.5%	0.00	684	13,381,140	2031-10-01
President & Fellows of Harvard College 4.88%	0.00	684	11,255,288	2040-10-15
Federal National Mortgage Association 4.5%	0.00	682	12,478,513	2031-04-01
Government National Mortgage Association 3.5%	0.00	681	13,000,011	2045-05-15
Harris Corporation 6.15%	0.00	681	11,149,330	2040-12-15
HSBC Holdings plc 6.1%	0.00	681	10,808,732	2042-01-14

# Target Date Fund 2020

		<b>Total Stocks</b>	<b>Total Bonds</b>	<b>Total Cash</b>
		6752	10626	415
<b>Bond Portfolio Analysis</b> as of 09-30-18				
Security Name	Net Assets %	Market Value \$	Amount \$	Maturity Date
Kentucky Utilities Company 5.12%	0.00	681	11,366,332	2040-11-01
President & Fellows of Harvard College 3.15%	0.00	681	14,587,660	2046-07-15
United Technologies Corporation 6.05%	0.00	681	11,142,037	2036-06-01
Williams Partners LP / Williams Partners Finance Corporation 5.8%	0.00	681	11,967,371	2043-11-15
Federal National Mortgage Association 4.5%	0.00	680	12,463,264	2033-10-01
Government National Mortgage Association 2.5%	0.00	680	13,767,549	2046-09-20
Federal National Mortgage Association 5%	0.00	678	12,151,055	2040-04-01
FHLMC PC GOLD PC 30YR 4.5%	0.00	678	12,511,640	2048-05-01
HSBC Bank USA, N.A. 7%	0.00	678	10,058,629	2039-01-15
Corning Incorporated 5.75%	0.00	677	11,518,092	2040-08-15
Goldman Sachs Group, Inc. 5.15%	0.00	677	12,661,034	2045-05-22
LYB International Finance B.V. 4.88%	0.00	677	13,230,995	2044-03-15
Citibank Credit Card Issuance Trust 3.21%	0.00	676	12,962,420	2024-12-07
GNMA PASS-THRU M SINGLE FAMILY 4%	0.00	676	12,606,721	2045-01-20
MISSISSIPPI ST 5.24%	0.00	676	11,336,639	2034-11-01
NEW YORK ST URBAN DEV CORP 5.77%	0.00	676	11,224,734	2039-03-15
Northrop Grumman Corporation 4.75%	0.00	676	12,451,614	2043-06-01
Federal Home Loan Mortgage Corporation 2.67%	0.00	675	13,390,441	2024-12-25
Gilead Sciences, Inc. 5.65%	0.00	675	11,242,112	2041-12-01
Ingersoll-Rand Global Holdings Company Limited 5.75%	0.00	675	11,244,552	2043-06-15
Philip Morris International Inc. 3.88%	0.00	675	14,395,080	2042-08-21
Sonoco Products Company 5.75%	0.00	675	11,691,563	2040-11-01
Federal Home Loan Mortgage Corporation 2%	0.00	673	13,787,030	2031-11-01
Federal National Mortgage Association 3%	0.00	673	13,406,598	2045-05-01
Loews Corporation 6%	0.00	673	11,266,072	2035-02-01
Orange S.A. 5.38%	0.00	673	11,798,774	2042-01-13
General Electric Company 6.15%	0.00	672	11,281,608	2037-08-07
Public Service Electric and Gas Company 5.8%	0.00	672	10,763,475	2037-05-01
Government National Mortgage Association 2.5%	0.00	671	13,765,883	2043-01-15
Morgan Stanley BAML Trust 4.26%	0.00	671	12,549,885	2046-10-15
Atmos Energy Corporation 5.5%	0.00	669	11,341,828	2041-06-15
Kansas City Power & Light Company 5.3%	0.00	669	11,737,932	2041-10-01
The Boeing Company 8.75%	0.00	669	9,011,840	2031-09-15
FEDERAL HOME LN MTG CORP MULTICLASS MTG PARTN CTFS GTD 2.72%	0.00	668	13,118,045	2022-06-25
Federal Home Loan Mortgage Corporation 5%	0.00	668	12,236,052	2033-10-01
Federal Home Loan Mortgage Corporation 5%	0.00	668	12,169,416	2033-11-01
Philip Morris International Inc. 4.38%	0.00	668	13,432,712	2041-11-15
United Technologies Corporation 1.95%	0.00	668	13,516,232	2021-11-01
Consolidated Edison Company of New York, Inc. 4.45%	0.00	667	12,622,988	2044-03-15
Federal Home Loan Mortgage Corporation 3.6%	0.00	667	12,765,576	2025-02-25
Government National Mortgage Association 4.5%	0.00	667	12,333,758	2041-05-15
The Estee Lauder Companies Inc. 4.38%	0.00	667	12,516,091	2045-06-15
Alabama Power Company 6%	0.00	665	10,721,111	2039-03-01
Federal Home Loan Mortgage Corporation 5.5%	0.00	665	11,985,028	2037-04-01
Landwirtschaftliche Rentenbank 1.38%	0.00	665	13,105,560	2019-10-23
Newmont Mining Corporation 6.25%	0.00	665	11,399,166	2039-10-01
Dover Corporation 4.3%	0.00	664	12,667,933	2021-03-01
Federal Home Loan Mortgage Corporation 3.5%	0.00	664	12,869,973	2033-06-01
Federal Home Loan Mortgage Corporation 5%	0.00	664	12,166,080	2041-10-01
Federal Home Loan Mortgage Corporation 6.5%	0.00	664	11,680,295	2036-09-01
Jefferies Group LLC 6.25%	0.00	664	12,774,961	2036-01-15
Amazon.com, Inc. 4.95%	0.00	663	11,554,083	2044-12-05
Federal National Mortgage Association 3%	0.00	663	13,251,629	2037-02-01
Gilead Sciences, Inc. 4.6%	0.00	663	12,532,178	2035-09-01
JPMorgan Chase & Co. 3.9%	0.00	663	14,312,572	2049-01-23

# Target Date Fund 2020

**Total Stocks**  
6752

**Total Bonds**  
10626

**Total Cash**  
415

## Bond Portfolio Analysis as of 09-30-18

Security Name	Net Assets %	Market Value \$	Amount \$	Maturity Date
Lincoln National Corporation 3.62%	0.00	663	13,502,261	2026-12-12
Walgreens Boots Alliance, Inc. 4.8%	0.00	663	13,310,491	2044-11-18
Discover Card Execution Note Trust 3.11%	0.00	662	12,929,428	2024-01-16
Federal Home Loan Mortgage Corporation 3.39%	0.00	662	12,859,789	2024-03-25
Husky Energy Inc. 4%	0.00	662	12,945,347	2024-04-15
Chase Issuance Trust 1.49%	0.00	660	13,281,774	2022-07-15
Federal Home Loan Mortgage Corporation 3.5%	0.00	660	12,909,723	2035-12-01
Ford Motor Company 4.75%	0.00	660	15,518,158	2043-01-15
The Dow Chemical Company 5.25%	0.00	660	12,188,963	2041-11-15
Ventas Realty L.P./Ventas Capital Corp. 5.7%	0.00	660	11,842,279	2043-09-30
Chubb INA Holdings Inc 4.15%	0.00	659	13,100,248	2043-03-13
Federal Home Loan Mortgage Corporation 5%	0.00	659	12,171,125	2035-12-01
Johnson & Johnson 4.85%	0.00	659	11,508,593	2041-05-15
Southern California Edison Company 3.9%	0.00	659	13,947,202	2043-03-15
The Procter & Gamble Company 3.1%	0.00	659	13,001,685	2023-08-15
The Walt Disney Company 3.7%	0.00	659	13,996,560	2042-12-01
Commercial Mortgage Trust 3.61%	0.00	656	12,988,029	2048-10-10
Emerson Electric Co. 2.62%	0.00	656	13,407,695	2023-02-15
CENTRAL PUGET SOUND WASH REGL TRAN AUTH 5.49%	0.00	655	10,709,175	2039-11-01
Consolidated Edison Company of New York, Inc. 5.5%	0.00	655	11,178,498	2039-12-01
Oneok Partners Lp 6.12%	0.00	655	11,742,812	2041-02-01
Quebec (Province Of) 2.75%	0.00	655	13,069,186	2021-08-25
Republic of Chile 3.62%	0.00	655	13,901,973	2042-10-30
Citibank Credit Card Issuance Trust 2.68%	0.00	654	13,085,016	2023-06-07
Massachusetts Institute of Technology 3.88%	0.00	654	14,329,170	—
OREGON SCH BRDS ASSN 5.55%	0.00	654	11,595,004	2028-06-30
PORT AUTH N Y & N J 4.93%	0.00	654	11,593,869	2051-10-01
Precision Castparts Corp. 2.25%	0.00	654	13,097,514	2020-06-15
The Home Depot, Inc. 4.2%	0.00	654	12,826,792	2043-04-01
Florida Power & Light Company 3.25%	0.00	653	13,113,700	2024-06-01
Newmont Mining Corporation 4.88%	0.00	653	13,274,376	2042-03-15
Pepsico Capital Resources, Inc. 2.75%	0.00	653	13,109,535	2022-03-05
Abbott Laboratories 5.3%	0.00	651	11,643,533	2040-05-27
Citigroup Inc. 2.7%	0.00	651	13,143,452	2021-03-30
Dominion Energy Gas Holdings LLC 4.8%	0.00	651	12,775,823	2043-11-01
Federal Home Loan Mortgage Corporation 3.44%	0.00	651	13,063,368	2027-12-25
Federal National Mortgage Association 4%	0.00	651	12,700,515	2040-01-01
Invesco Finance PLC 5.38%	0.00	651	11,658,379	2043-11-30
Johnson Controls International Plc 5%	0.00	651	12,667,365	2020-03-30
Occidental Petroleum Corporation 4.4%	0.00	651	12,702,955	2046-04-15
Government National Mortgage Association 3.5%	0.00	650	12,931,850	2043-06-15
HSBC Bank USA, N.A. 5.62%	0.00	650	11,661,358	2035-08-15
HSBC Holdings plc 7.62%	0.00	650	10,259,970	2032-05-17
Merck & Co., Inc 3.7%	0.00	650	13,569,322	2045-02-10
Oneok Partners Lp 3.38%	0.00	650	13,120,811	2022-10-01
Plains All American Pipeline L.P./PAA Finance Corp. 4.5%	0.00	650	12,934,759	2026-12-15
Vodafone Group plc 6.15%	0.00	650	11,700,846	2037-02-27
Enbridge Incorporation 4.25%	0.00	649	12,840,137	2026-12-01
Federal Home Loan Mortgage Corporation 4.5%	0.00	649	12,384,752	2040-08-01
Federal National Mortgage Association 3%	0.00	649	13,003,368	2027-07-01
FedEx Corporation 5.1%	0.00	649	12,405,837	2044-01-15
Highwoods Realty Limited Partnership 3.62%	0.00	649	13,196,131	2023-01-15
Lockheed Martin Corporation 4.85%	0.00	649	12,022,368	2041-09-15
TIME WARNER INC. 5.35%	0.00	649	13,100,409	2043-12-15
Citigroup Inc. 5.88%	0.00	647	11,724,551	2033-02-22

# Target Date Fund 2020

**Total Stocks**  
6752

**Total Bonds**  
10626

**Total Cash**  
415

## Bond Portfolio Analysis as of 09-30-18

Security Name	Net Assets %	Market Value \$	Amount \$	Maturity Date
Commonwealth Edison Company 4.6%	0.00	647	12,288,304	2043-08-15
Delmarva Power & Light Company 4.15%	0.00	647	13,238,197	2045-05-15
Government National Mortgage Association 4%	0.00	647	12,606,539	2046-01-20
Arizona Public Service Company 5.05%	0.00	646	11,735,893	2041-09-01
Federal Home Loan Mortgage Corporation 2%	0.00	646	13,432,243	2028-07-01
Federal Home Loan Mortgage Corporation 3.31%	0.00	646	12,964,205	2025-09-25
Johnson Controls International Plc 5.12%	0.00	646	12,450,747	2045-09-14
Nationwide Financial Services, Inc. 6.75%	0.00	646	11,854,695	2087-05-15
Occidental Petroleum Corporation 4.62%	0.00	646	12,436,768	2045-06-15
Citibank Credit Card Issuance Trust 6.15%	0.00	645	10,483,091	2039-06-15
FEDERAL HOME LN MTG CORP MULTICLASS MTG PARTN CTFS GTD 3.3%	0.00	645	13,196,999	2027-11-25
Federal National Mortgage Association 4%	0.00	645	12,605,582	2032-02-01
JPMorgan Chase & Co. 2.55%	0.00	645	13,157,712	2021-03-01
Northrop Grumman Corporation 2.55%	0.00	645	13,402,568	2022-10-15
Commercial Mortgage Trust 2015-Lc19 3.18%	0.00	643	13,229,829	2048-02-10
Equinor ASA 3.95%	0.00	643	13,264,179	2043-05-15
Kimberly-Clark Corporation 6.62%	0.00	643	9,838,028	2037-08-01
United Health Group Incorporated 4.62%	0.00	643	12,308,016	2041-11-15
Wells Fargo Capital X 5.95%	0.00	643	12,076,257	2086-12-01
Citigroup Inc. 5.5%	0.00	642	12,129,152	2025-09-13
Federal Home Loan Mortgage Corporation 3.24%	0.00	642	13,240,150	2027-08-25
Federal National Mortgage Association 4.5%	0.00	642	12,359,992	2039-12-01
International Paper Company 7.5%	0.00	642	11,657,458	2021-08-15
Stanley Black & Decker, Inc. 5.2%	0.00	642	11,810,629	2040-09-01
Thermo Fisher Scientific Inc 5.3%	0.00	642	11,815,932	2044-02-01
AMERICAN MUN PWR OHIO INC 7.5%	0.00	641	9,240,004	2050-02-15
Federal Home Loan Mortgage Corporation 2.5%	0.00	641	13,389,215	2030-12-01
Hasbro Inc 6.35%	0.00	641	11,845,506	2040-03-15
Wf-Rbs Com Mg Tst 4.1%	0.00	641	12,607,985	2047-03-15
Coca-Cola FEMSA SAB de CV 5.25%	0.00	640	11,852,647	2043-11-26
Duke Energy Indiana Inc. 4.9%	0.00	640	11,853,608	2043-07-15
Synchrony Credit Card Master Note Trust 2.37%	0.00	640	13,054,984	2023-03-15
Virginia Electric and Power Company 4.65%	0.00	640	12,297,920	2043-08-15
Citigroup Commercial Mortgage Trust 3.6%	0.00	638	12,903,364	2045-01-10
ERP Operating Limited Partnership 4.62%	0.00	638	12,533,460	2021-12-15
Berkshire Hathaway Finance Corporation 4.4%	0.00	637	12,676,277	2042-05-15
Federal Home Loan Mortgage Corporation 3.12%	0.00	637	13,338,686	2027-06-25
Johnson & Johnson 4.5%	0.00	637	12,114,897	2040-09-01
Novartis Capital Corporation 3%	0.00	637	13,434,506	2025-11-20
Parker-Hannifin Corporation 3.3%	0.00	637	13,185,093	2024-11-21
Berkshire Hathaway Energy Company 5.15%	0.00	636	11,924,107	2043-11-15
Deere & Company 7.12%	0.00	636	10,089,170	2031-03-03
Duke Energy Indiana Inc. 6.45%	0.00	636	10,071,956	2039-04-01
Government National Mortgage Association 4.5%	0.00	636	12,327,199	2041-01-20
Inco Limited 7.2%	0.00	636	11,773,660	2032-09-15
Federal National Mortgage Association 2.5%	0.00	634	13,291,231	2028-05-01
Invesco Finance PLC 4%	0.00	634	12,880,567	2024-01-30
Federal National Mortgage Association 4.5%	0.00	633	12,414,474	2039-10-01
ONE Gas, Inc. 4.66%	0.00	633	12,337,036	2044-02-01
Pacific Gas and Electric Company 5.8%	0.00	633	11,583,755	2037-03-01
Altria Group, Inc. 5.38%	0.00	632	12,015,212	2044-01-31
AstraZeneca Plc 4%	0.00	632	13,718,742	2042-09-18
Citigroup Commercial Mortgage Trust 3.14%	0.00	632	13,290,942	2048-02-10
Deere & Company 3.9%	0.00	632	13,243,530	2042-06-09
Federal Home Loan Mortgage Corporation 3%	0.00	632	13,017,587	2026-11-01



# Target Date Fund 2020

**Total Stocks**  
6752

**Total Bonds**  
10626

**Total Cash**  
415

## Bond Portfolio Analysis as of 09-30-18

Security Name	Net Assets %	Market Value \$	Amount \$	Maturity Date
Federal Home Loan Mortgage Corporation 3.5%	0.00	632	13,026,542	2043-05-01
Rockwell Collins Incorporated 4.8%	0.00	632	12,597,645	2043-12-15
Southern Company 4.4%	0.00	632	13,565,033	2046-07-01
Electronic Arts Inc. 4.8%	0.00	631	12,334,153	2026-03-01
Wells Fargo & Company 4.9%	0.00	631	12,754,001	2045-11-17
Wells Fargo & Company 5.38%	0.00	631	12,027,530	2043-11-02
Federal Home Loan Mortgage Corporation 3.5%	0.00	629	13,006,200	2038-01-01
Federal National Mortgage Association 5.5%	0.00	629	11,944,907	2040-01-01
Government National Mortgage Association 3.5%	0.00	629	12,999,961	2045-04-15
Johnson & Johnson 4.5%	0.00	629	12,049,440	2043-12-05
Becton, Dickinson and Company 3.3%	0.00	628	13,256,568	2023-03-01
Federal Home Loan Mortgage Corporation 3.85%	0.00	628	12,694,657	2028-05-25
Svenska Handelsbanken Ab (Publ) 1.88%	0.00	628	13,508,166	2021-09-07
The Kroger Co. 5%	0.00	628	13,051,382	2042-04-15
Federal National Mortgage Association 2%	0.00	627	13,774,310	2031-07-01
Johnson Controls International Plc 4.62%	0.00	627	13,188,132	2044-07-02
Precision Castparts Corp. 4.38%	0.00	627	12,753,152	2045-06-15
Canadian Pacific Railway Company 5.75%	0.00	625	11,168,402	2042-01-15
Duke Energy Carolinas LLC 4%	0.00	625	13,342,310	2042-09-30
Federal National Mortgage Association 3.5%	0.00	625	12,842,113	2032-03-01
Lockheed Martin Corporation 4.09%	0.00	625	13,572,552	2052-09-15
Lockheed Martin Corporation 4.7%	0.00	625	12,121,026	2046-05-15
Travelers Companies, Inc. 4.3%	0.00	625	12,865,350	2045-08-25
UBS-Barclays Commercial Mortgage Trust 2012-C4 3.18%	0.00	625	13,063,075	2046-03-10
Baxalta Incorporated 4%	0.00	624	13,048,575	2025-06-23
Commercial Mortgage Trust 3.8%	0.00	624	12,771,170	2047-08-10
Federal National Mortgage Association 5.5%	0.00	624	11,970,592	2033-07-01
Government National Mortgage Association 3%	0.00	624	13,303,681	2045-01-20
Nike, Inc. 3.38%	0.00	624	14,712,090	2046-11-01
Capital One Multi Asset Execution Trust 2.29%	0.00	623	13,403,370	2025-07-15
CHICAGO ILL TRAN AUTH 6.9%	0.00	623	10,165,524	2040-12-01
Devon Energy Corporation 5.6%	0.00	623	12,184,267	2041-07-15
Federal Farm Credit Banks 2.42%	0.00	623	12,972,525	2020-01-24
Federal Home Loan Mortgage Corporation 3.49%	0.00	623	12,796,369	2024-01-25
Federal National Mortgage Association 3.51%	0.00	623	12,812,867	2023-12-25
Federal National Mortgage Association 4%	0.00	623	12,624,496	2025-09-01
General Mills, Inc. 3.65%	0.00	623	13,134,699	2024-02-15
Advance Auto Parts 5.75%	0.00	622	12,534,247	2020-05-01
Federal Home Loan Mortgage Corporation 2.65%	0.00	622	13,681,862	2026-08-25
Southern Power Company 5.15%	0.00	622	12,810,982	2041-09-15
Whirlpool Corporation 4.7%	0.00	622	12,522,897	2022-06-01
Georgia Power Company 4.75%	0.00	620	12,836,360	2040-09-01
Government National Mortgage Association 3.5%	0.00	620	12,935,827	2040-12-15
The Kroger Co. 5.4%	0.00	620	12,617,882	2040-07-15
WFRBS COML MTG TR 3.75%	0.00	620	12,852,750	2057-09-15
Whirlpool Corporation 4.85%	0.00	620	12,546,882	2021-06-15
Allergan Funding SCS 4.55%	0.00	619	13,284,134	2035-03-15
Cooperatieve Centrale Raiffeisen-Boerenleenbank B.A., New York Branch 3.38%	0.00	619	13,217,250	2025-05-21
Federal Home Loan Mortgage Corporation 2.52%	0.00	619	13,751,779	2026-05-25
Federal Home Loan Mortgage Corporation 3.65%	0.00	619	12,886,145	2028-02-25
Federal National Mortgage Association 5%	0.00	619	12,144,024	2041-03-01
Florida Power & Light Company 4.12%	0.00	619	12,869,413	2042-02-01
Government National Mortgage Association 3%	0.00	619	13,239,169	2043-04-15
Medtronic, Inc. 4.5%	0.00	619	12,515,234	2042-03-15
Realty Income Corporation 3.25%	0.00	619	13,089,319	2022-10-15

# Target Date Fund 2020

**Total Stocks**  
6752

**Total Bonds**  
10626

**Total Cash**  
415

## Bond Portfolio Analysis as of 09-30-18

Security Name	Net Assets %	Market Value \$	Amount \$	Maturity Date
San Diego Gas & Electric Company 4.5%	0.00	619	12,675,186	2040-08-15
State Street Corporation 4.38%	0.00	619	12,575,357	2021-03-07
Toyota Motor Credit Corporation 2.25%	0.00	619	13,712,256	2023-10-18
United Health Group Incorporated 3.95%	0.00	619	13,548,697	2042-10-15
Uruguay (Republic of) 4.5%	0.00	619	12,575,760	2024-08-14
Westar Energy Inc. 4.12%	0.00	619	13,127,160	2042-03-01
Credit Suisse AG New York Branch 5.4%	0.00	618	12,590,249	2020-01-14
RPM International Inc. 4.25%	0.00	618	14,736,514	2048-01-15
Tennessee Valley Authority 4.65%	0.00	618	11,491,851	2035-06-15
DXC Technology Company 4.75%	0.00	616	12,623,573	2027-04-15
The Allstate Corporation 5.2%	0.00	616	12,297,531	2042-01-15
Wells Fargo & Company 4.48%	0.00	616	12,625,821	2024-01-16
Amgen Inc. 4.5%	0.00	615	12,667,252	2020-03-15
Federal Home Loan Mortgage Corporation 2.99%	0.00	615	12,973,003	2021-09-25
Federal Home Loan Mortgage Corporation 4%	0.00	615	12,758,688	2044-05-01
NUTRIEN LTD 4.88%	0.00	615	12,665,963	2020-03-30
Philip Morris International Inc. 2.75%	0.00	615	13,906,053	2026-02-25
Ameren Illinois Company 4.15%	0.00	614	13,108,959	2046-03-15
CenterPoint Energy Resources Corp. 4.5%	0.00	614	12,694,635	2021-01-15
Dignity Health 5.27%	0.00	614	13,095,025	2064-11-01
Duke Energy Carolinas LLC 3.9%	0.00	614	12,684,822	2021-06-15
Republic of Chile 3.86%	0.00	614	13,601,680	2047-06-21
Aetna, Inc. 4.12%	0.00	612	12,719,029	2021-06-01
Campbell Soup Company 4.25%	0.00	612	12,715,131	2021-04-15
Comcast Corporation 4.5%	0.00	612	13,439,568	2043-01-15
CVS Health Corp 4.12%	0.00	612	12,717,919	2021-05-15
DXC Technology Company 4.45%	0.00	612	12,719,504	2022-09-18
Federal National Mortgage Association 5%	0.00	612	12,146,707	2039-10-01
Federal National Mortgage Association 5%	0.00	612	12,144,703	2040-09-01
Halliburton Company 6.7%	0.00	612	10,449,039	2038-09-15
Reynolds American Inc. 6.15%	0.00	612	11,593,770	2043-09-15
Rio Tinto Finance (USA) Limited 5.2%	0.00	612	11,606,143	2040-11-02
Xcel Energy Inc 4.7%	0.00	612	12,698,805	2020-05-15
Ameriprise Financial, Inc. 4%	0.00	611	12,731,912	2023-10-15
Carnival Corporation 3.95%	0.00	611	12,739,254	2020-10-15
Federal Home Loan Mortgage Corporation 3.06%	0.00	611	13,038,757	2023-11-25
Federal National Mortgage Association 4%	0.00	611	12,701,874	2039-09-01
Georgia Power Company 4.25%	0.00	611	12,736,647	2019-12-01
Nordstrom, Inc. 4%	0.00	611	12,727,117	2021-10-15
Camden Property Trust 4.25%	0.00	610	12,775,610	2024-01-15
Comm 2015-Lc21 Mortgage Trust 3.71%	0.00	610	12,896,086	2048-07-10
Federal Home Loan Mortgage Corporation 2.79%	0.00	610	13,068,747	2022-01-25
Federal Home Loan Mortgage Corporation 3.37%	0.00	610	13,075,971	2025-07-25
Federal National Mortgage Association 2.38%	0.00	610	13,254,707	2023-01-19
Federal National Mortgage Association 5.5%	0.00	610	11,904,502	2034-04-01
Fifth Third Bancorp 4.3%	0.00	610	12,759,862	2024-01-16
Federal Home Loan Mortgage Corporation 3.06%	0.00	609	13,094,773	2024-08-25
Federal Home Loan Mortgage Corporation 3.15%	0.00	609	13,091,953	2025-11-25
Federal Home Loan Mortgage Corporation 3.3%	0.00	609	13,094,019	2026-10-25
Federal National Mortgage Association 1.5%	0.00	609	13,295,185	2020-11-30
Southern California Edison Company 3.88%	0.00	609	12,799,129	2021-06-01
Thomson Reuters Corp. 3.95%	0.00	609	12,785,757	2021-09-30
Federal Home Loan Banks 2.12%	0.00	607	13,309,936	2022-06-10
Inter-American Development Bank 3.2%	0.00	607	13,386,195	2042-08-07
Medtronic, Inc. 5.55%	0.00	607	11,120,105	2040-03-15
The Coca-Cola Company 3.3%	0.00	607	12,824,410	2021-09-01
Virginia Electric and Power Company 6.35%	0.00	607	10,297,235	2037-11-30
Amgen Inc. 3.62%	0.00	606	12,854,743	2022-05-15
Diageo Investment Corporation 4.25%	0.00	606	12,781,590	2042-05-11
Federal National Mortgage Association 3%	0.00	606	13,487,108	2046-05-01

# Target Date Fund 2020

**Total Stocks**  
6752

**Total Bonds**  
10626

**Total Cash**  
415

## Bond Portfolio Analysis as of 09-30-18

Security Name	Net Assets %	Market Value \$	Amount \$	Maturity Date
Federal National Mortgage Association 3.5%	0.00	606	12,912,229	2034-10-01
BPCE SA 4%	0.00	605	12,876,507	2024-04-15
DTE Electric Company 4%	0.00	605	13,327,002	2043-04-01
Entergy Arkansas Inc. 3.7%	0.00	605	12,865,794	2024-06-01
GS MORTGAGE SECURITIES TRUST 2016-G 2.64%	0.00	605	13,179,025	2049-05-10
MORGAN STANLEY BANK OF AMERICA MERRILL LYNCH TRUST 3.18%	0.00	605	13,042,900	2045-08-15
PORT AUTH N Y & N J 6.04%	0.00	605	10,859,144	2029-12-01
BlackRock, Inc. 3.5%	0.00	603	12,892,023	2024-03-18
DTE Energy Company 3.85%	0.00	603	12,908,981	2023-12-01
Federal Home Loan Mortgage Corporation 3.22%	0.00	603	13,201,791	2027-03-25
Federal National Mortgage Association 3%	0.00	603	13,383,279	2043-03-01
Kentucky Utilities Company 3.25%	0.00	603	12,888,084	2020-11-01
Pfizer Inc. 4.4%	0.00	603	12,568,234	2044-05-15
Republic of Chile 3.25%	0.00	603	12,912,313	2021-09-14
African Development Bank 1.25%	0.00	602	13,566,304	2021-07-26
Duke Energy Progress Inc 4.1%	0.00	602	13,225,273	2042-05-15
Federal National Mortgage Association 2%	0.00	602	13,432,803	2022-10-05
Novartis Capital Corporation 2.4%	0.00	602	13,318,108	2022-05-17
Pepsico Capital Resources, Inc. 3.5%	0.00	602	12,917,640	2025-07-17
Southwestern Public Service Company 4.5%	0.00	602	12,593,213	2041-08-15
Union Pacific Corporation 4.82%	0.00	602	12,159,996	2044-02-01
Becton, Dickinson and Company 3.25%	0.00	601	12,965,260	2020-11-12
Canadian National Railway Company 3.5%	0.00	601	14,482,050	2042-11-15
Discovery Communications, LLC 4.88%	0.00	601	13,789,947	2043-04-01
Federal Farm Credit Banks 1.92%	0.00	601	13,456,221	2022-04-19
Federal Home Loan Mortgage Corporation 3.19%	0.00	601	13,278,318	2027-07-25
Federal Home Loan Mortgage Corporation 3.93%	0.00	601	12,610,051	2028-06-25
Federal National Mortgage Association 3%	0.00	601	13,147,064	2034-09-01
Federal National Mortgage Association 3.5%	0.00	601	13,024,650	2031-12-01
Government National Mortgage Association 3.5%	0.00	601	12,935,815	2041-11-15
Merck & Co., Inc 4.15%	0.00	601	12,633,193	2043-05-18
WPP Finance 2010 5.62%	0.00	601	12,634,348	2043-11-15
Ameriprise Financial, Inc. 3.7%	0.00	600	12,989,945	2024-10-15
Federal Home Loan Mortgage Corporation 5%	0.00	600	12,167,035	2040-09-01
MPLX LP 4.5%	0.00	600	12,603,173	2023-07-15
Torchmark Corporation 3.8%	0.00	600	12,987,202	2022-09-15
UnionBanCal Corporation 3.5%	0.00	600	12,985,681	2022-06-18
Bank of America Corporation 3.88%	0.00	598	12,999,607	2025-08-01
Buckeye Partners LP 5.85%	0.00	598	13,399,229	2043-11-15
CA, Inc. 3.6%	0.00	598	13,015,422	2022-08-15
Capital One Multi Asset Execution Trust 1.82%	0.00	598	13,076,426	2022-09-15
CMS Energy Corporation 4.88%	0.00	598	12,238,857	2044-03-01
Federal Home Loan Mortgage Corporation 2.41%	0.00	598	13,335,736	2023-03-25
Federal National Mortgage Association 2.35%	0.00	598	13,339,990	2022-05-25
Ford Credit Floorplan Master Owner Trust A 2.16%	0.00	598	13,176,424	2022-09-15
Southern Power Company 5.25%	0.00	598	12,692,799	2043-07-15
Target Corporation 2.9%	0.00	598	13,021,466	2022-01-15
Alphabet Inc. 2%	0.00	597	14,338,833	2026-08-15
American Express Credit Corporation 2.6%	0.00	597	13,039,799	2020-09-14
B.A.T. Capital Corporation 3.22%	0.00	597	13,556,903	2024-08-15
Duke Energy Carolinas LLC 4.25%	0.00	597	12,901,192	2041-12-15
FedEx Corporation 2.3%	0.00	597	13,036,468	2020-02-01
Ford Motor Credit Company LLC 4.25%	0.00	597	13,047,201	2022-09-20
Medtronic, Inc. 3.5%	0.00	597	13,029,978	2025-03-15
Ohio Edison Company 6.88%	0.00	597	10,033,273	2036-07-15

# Target Date Fund 2020

**Total Stocks**  
6752

**Total Bonds**  
10626

**Total Cash**  
415

## Bond Portfolio Analysis as of 09-30-18

Security Name	Net Assets %	Market Value \$	Amount \$	Maturity Date
The Procter & Gamble Company 1.9%	0.00	597	13,040,033	2019-11-01
Allergan Funding SCS 3.85%	0.00	596	13,064,068	2024-06-15
Arizona Public Service Company 2.2%	0.00	596	13,070,559	2020-01-15
BRANCH BANKING & TRUST CO 2.85%	0.00	596	13,063,599	2021-04-01
Citigroup Inc. 3.3%	0.00	596	13,452,987	2025-04-27
Coca-Cola European Partners plc 3.25%	0.00	596	13,074,343	2021-08-19
Federal Home Loan Mortgage Corporation 2.45%	0.00	596	13,398,390	2023-08-25
Federal Home Loan Mortgage Corporation 3.5%	0.00	596	12,854,543	2025-10-01
Federal National Mortgage Association 3.18%	0.00	596	13,393,687	2027-06-25
General Mills, Inc. 3.15%	0.00	596	13,064,536	2021-12-15
Huntington National Bank of Ohio 2.88%	0.00	596	13,053,308	2020-08-20
The Clorox Company 3.05%	0.00	596	13,079,570	2022-09-15
Zimmer Biomet Holdings Inc 3.38%	0.00	596	13,074,175	2021-11-30
Amphenol Corporation 3.12%	0.00	594	13,104,559	2021-09-15
Concho Resources Inc. 4.88%	0.00	594	12,771,569	2047-10-01
Federal National Mortgage Association 2.5%	0.00	594	13,605,417	2036-12-01
General Electric Company 3.15%	0.00	594	13,107,723	2022-09-07
Israel (State Of) 3.15%	0.00	594	13,091,784	2023-06-30
PacifiCorp 2.95%	0.00	594	13,099,950	2022-02-01
PNC Bank, National Association 2.3%	0.00	594	13,100,656	2020-06-01
Southern Copper Corporation 3.5%	0.00	594	13,091,549	2022-11-08
The Home Depot, Inc. 2.12%	0.00	594	14,418,384	2026-09-15
Waste Management, Inc. 3.5%	0.00	594	13,083,192	2024-05-15
Westpac Banking Corporation 2.3%	0.00	594	13,081,448	2020-05-26
Anheuser-Busch InBev Finance Inc. 2.65%	0.00	593	13,112,000	2021-02-01
Comcast Corporation 6.4%	0.00	593	10,912,138	2038-05-15
Federal Home Loan Mortgage Corporation 2.5%	0.00	593	13,349,219	2030-05-01
Federal Home Loan Mortgage Corporation 2.5%	0.00	593	13,954,531	2047-01-01
Inter-American Development Bank 2.12%	0.00	593	13,136,707	2020-11-09
John Deere Capital Corporation 2.05%	0.00	593	13,110,821	2020-03-10
Kraft Heinz Foods Company 4.38%	0.00	593	14,630,461	2046-06-01
ABB Finance (USA) Inc. 2.88%	0.00	592	13,165,921	2022-05-08
BRANCH BANKING & TRUST CO 3.62%	0.00	592	13,140,089	2025-09-16
CBS Corporation 4.85%	0.00	592	13,342,526	2042-07-01
Federal Home Loan Mortgage Corporation 4.5%	0.00	592	12,384,829	2041-09-01
Federal National Mortgage Association 3%	0.00	592	13,146,933	2033-04-01
Florida Power & Light Company 3.8%	0.00	592	13,576,565	2042-12-15
General Electric Capital Services, Inc. 7.5%	0.00	592	10,200,539	2035-08-21
Lloyds Banking Group plc 4.65%	0.00	592	13,151,162	2026-03-24
Stryker Corporation 4.62%	0.00	592	12,810,712	2046-03-15
Sumitomo Mitsui Banking Corporation 2.45%	0.00	592	13,161,168	2020-10-20
Zoetis Inc. 3.25%	0.00	592	13,148,621	2023-02-01
Duke Energy Progress Inc 2.8%	0.00	591	13,173,976	2022-05-15
Federal National Mortgage Association 4.5%	0.00	591	12,416,980	2041-06-01
Government National Mortgage Association 4.5%	0.00	591	12,335,526	2043-11-20
International Paper Company 4.4%	0.00	591	14,016,735	2047-08-15
McDonald's Corporation 3.25%	0.00	591	13,171,834	2024-06-10
Mid-America Apartments, L.P. 3.75%	0.00	591	13,186,265	2024-06-15
Morgan Stanley Bank of America Merrill Lynch Trust 2013-C10 4.22%	0.00	591	12,616,615	2046-07-15
Stryker Corporation 3.38%	0.00	591	13,188,923	2024-05-15
Zimmer Biomet Holdings Inc 3.15%	0.00	591	13,191,855	2022-04-01
American Electric Power, Inc. 2.15%	0.00	589	13,203,084	2020-11-13
eBay Inc. 3.6%	0.00	589	13,603,287	2027-06-05
ERP Operating Limited Partnership 4.5%	0.00	589	12,867,946	2044-07-01
Federal Home Loan Mortgage Corporation 3%	0.00	589	13,017,543	2027-11-01

# Target Date Fund 2020

**Total Stocks**  
6752

**Total Bonds**  
10626

**Total Cash**  
415

## Bond Portfolio Analysis as of 09-30-18

Security Name	Net Assets %	Market Value \$	Amount \$	Maturity Date
Federal Home Loan Mortgage Corporation 3.5%	0.00	589	13,026,425	2041-01-01
Federal National Mortgage Association 3%	0.00	589	13,388,525	2044-01-01
PPL Capital Funding Inc. 3.95%	0.00	589	12,958,427	2024-03-15
Stanley Black & Decker, Inc. 2.9%	0.00	589	13,210,774	2022-11-01
Voya Financial Inc 4.8%	0.00	589	13,100,899	2046-06-15
Bank of Nova Scotia 2.7%	0.00	588	13,243,927	2022-03-07
Federal National Mortgage Association 3.5%	0.00	588	12,949,354	2037-02-01
Time Warner Cable Inc. 6.55%	0.00	588	11,911,827	2037-05-01
Capital One Multi Asset Execution Trust 1.66%	0.00	587	13,476,529	2024-06-17
Federal Home Loan Mortgage Corporation 2.5%	0.00	587	13,609,272	2037-02-01
Georgia Power Company 2.4%	0.00	587	13,274,726	2021-04-01
Georgia Power Company 2.85%	0.00	587	13,263,961	2022-05-15
John Deere Capital Corporation 2.8%	0.00	587	13,273,034	2023-01-27
Korea Development Bank 3%	0.00	587	13,261,720	2022-09-14
Federal Home Loan Mortgage Corporation 3%	0.00	585	13,171,763	2035-01-01
General Motors Financial Company Inc 4.3%	0.00	585	13,284,816	2025-07-13
Government National Mortgage Association 5%	0.00	585	12,319,518	2040-06-15
Halliburton Company 3.8%	0.00	585	13,033,227	2025-11-15
Marriott International, Inc. 3.12%	0.00	585	13,300,085	2023-02-15
PPL Capital Funding Inc. 4.7%	0.00	585	12,961,093	2043-06-01
Praxair, Inc. 2.7%	0.00	585	13,296,654	2023-02-21
Tyco Electronics Group SA 3.45%	0.00	585	13,282,811	2024-08-01
UBS Cml Mtg Tr 4.12%	0.00	585	12,708,772	2051-03-15
AXIS Specialty Finance PLC 5.15%	0.00	584	13,366,316	2045-04-01
European Bank For Reconstruction & Development 2.12%	0.00	584	13,328,604	2022-03-07
Kansas City Southern 4.7%	0.00	584	12,987,998	2048-05-01
Republic of Chile 3.12%	0.00	584	13,321,506	2025-03-27
Federal Home Loan Mortgage Corporation 3.5%	0.00	583	13,026,527	2043-04-01
Gilead Sciences, Inc. 4.5%	0.00	583	13,006,303	2045-02-01
Nike, Inc. 3.62%	0.00	583	13,955,066	2043-05-01
South Carolina Electric & Gas Company 4.6%	0.00	583	13,017,910	2043-06-15
Wf-Rbs Commercial Mtg Tst 2012-C7 3.43%	0.00	583	12,934,081	2045-06-15
Humana Inc. 4.62%	0.00	581	13,050,117	2042-12-01
Synchrony Financial 4.5%	0.00	581	13,393,423	2025-07-23
Federal Home Loan Mortgage Corporation 3%	0.00	580	13,017,631	2027-03-01
Federal National Mortgage Association 5%	0.00	580	12,144,410	2044-11-01
J.M. Smucker Company 3.5%	0.00	580	13,427,430	2025-03-15
Kraft Heinz Foods Company 5%	0.00	580	13,081,005	2035-07-15
Lowes Companies, Inc. 4.25%	0.00	580	13,083,792	2044-09-15
MORGAN STANLEY BANK OF AMERICA MERRILL LYNCH TRUST 3.79%	0.00	580	12,820,691	2047-02-15
Public Service Electric and Gas Company 3.95%	0.00	580	13,340,765	2042-05-01
The Western Union Company 6.2%	0.00	580	13,061,975	2040-06-21
Federal National Mortgage Association 4%	0.00	579	12,755,746	2041-03-01
GS MORTGAGE SECURITIES TRUST 4.27%	0.00	579	12,488,172	2046-11-10
Loews Corporation 2.62%	0.00	579	13,447,704	2023-05-15
Macy's Retail Holdings, Inc. 4.38%	0.00	579	12,913,015	2023-09-01
Public Service Company of Colorado 2.5%	0.00	579	13,450,256	2023-03-15
Stryker Corporation 3.38%	0.00	579	13,440,940	2025-11-01
WALMART INC 4%	0.00	579	13,109,101	2043-04-11
Bell Canada 4.46%	0.00	578	13,139,714	2048-04-01
CMS Energy Corporation 3.45%	0.00	578	13,479,210	2027-08-15
Duke Energy Carolinas LLC 3.88%	0.00	578	13,913,477	2046-03-15
JPMorgan Chase & Co. 3.12%	0.00	578	13,470,280	2025-01-23
Pepsico Capital Resources, Inc. 4%	0.00	578	13,121,274	2042-03-05
Republic of Chile 3.24%	0.00	578	13,488,117	2028-02-06

# Target Date Fund 2020

**Total Stocks**  
6752

**Total Bonds**  
10626

**Total Cash**  
415

## Bond Portfolio Analysis as of 09-30-18

Security Name	Net Assets %	Market Value \$	Amount \$	Maturity Date
Select Income REIT 4.5%	0.00	578	13,474,832	2025-02-01
American Honda Finance Corporation 1.7%	0.00	576	13,493,288	2021-09-09
Amgen Inc. 4.56%	0.00	576	13,176,086	2048-06-15
Chase Issuance Trust 2.16%	0.00	576	13,465,786	2024-09-15
Federal National Mortgage Association 5%	0.00	576	12,158,512	2041-07-01
McDonald's Corporation 4.45%	0.00	576	13,158,971	2047-03-01
The Cleveland Electric Illuminating Company 5.95%	0.00	576	11,188,793	2036-12-15
The Home Depot, Inc. 4.25%	0.00	576	12,651,685	2046-04-01
Assurant Inc. 6.75%	0.00	575	11,271,023	2034-02-15
Federal Home Loan Mortgage Corporation 3.03%	0.00	575	12,926,911	2020-10-25
Lowes Companies, Inc. 3.1%	0.00	575	13,539,900	2027-05-03
NUTRIEN LTD 7.12%	0.00	575	10,730,488	2036-05-23
Prudential Financial, Inc. 5.2%	0.00	575	12,986,541	2044-03-15
Union Pacific Corporation 2.95%	0.00	575	13,251,586	2023-01-15
Manufacturers and Traders Trust Company 2.9%	0.00	574	13,551,765	2025-02-06
MetLife Inc. 6.38%	0.00	574	10,720,306	2034-06-15
Morgan Stanley BAML Trust 3.64%	0.00	574	12,975,586	2048-10-15
Norsk Hydro A/S 7.75%	0.00	574	11,000,051	2023-06-15
SAN FRANCISCO CALIF CITY & CNTY 2.06%	0.00	573	938,259	—
COMM MORTGAGE TRUST 3.96%	0.00	572	12,642,439	2047-02-10
Discover Card Execution Note Trust 1.9%	0.00	572	13,132,543	2022-10-17
Government National Mortgage Association 4.5%	0.00	572	12,345,322	2040-11-20
MUFG Americas Holdings Corp 3%	0.00	572	13,606,179	2025-02-10
AT&T Inc 4.35%	0.00	571	14,999,434	2045-06-15
Entergy Louisiana, LLC 4%	0.00	571	12,890,422	2033-03-15
Federal National Mortgage Association 3.5%	0.00	571	12,849,276	2027-01-01
Fomento Econ Mexic 4.38%	0.00	571	13,298,215	2043-05-10
WFRBS Commercial Mtg Tst 2011-C2 2.87%	0.00	571	13,196,877	2045-11-15
Federal Home Loan Mortgage Corporation 3.5%	0.00	570	13,026,536	2042-04-01
Macy's Retail Holdings, Inc. 2.88%	0.00	570	13,644,413	2023-02-15
Union Electric Company 4%	0.00	570	13,327,968	2048-04-01
Anheuser-Busch InBev Worldwide Inc. 3.75%	0.00	569	14,917,048	2042-07-15
Anheuser-Busch InBev Worldwide Inc. 4.6%	0.00	569	13,339,334	2048-04-15
Barclays PLC 5.25%	0.00	569	13,331,933	2045-08-17
Chase Issuance Trust 1.84%	0.00	569	13,131,610	2022-04-15
Colgate-Palmolive Company 1.95%	0.00	569	13,688,147	2023-02-01
Csail Commercial Mortgage Trust 3.5%	0.00	569	13,092,440	2057-06-15
Federal Home Loan Mortgage Corporation 3.5%	0.00	569	12,869,993	2032-04-01
Goldman Sachs Group, Inc. 4.41%	0.00	569	13,330,718	2039-04-23
MStanley Cap I Tr 3.24%	0.00	569	13,012,863	2045-03-15
Anthem Inc 4.85%	0.00	567	13,386,289	2054-08-15
COMM 2012 Commercial Mortgage Trust 2.82%	0.00	567	13,184,098	2045-10-15
Federal Home Loan Mortgage Corporation 1.88%	0.00	567	13,212,203	2022-04-25
International Bank for Reconstruction and Development 2.12%	0.00	567	13,706,345	2025-03-03
ITC Holdings Corporation 3.35%	0.00	567	13,727,471	2027-11-15
Time Warner Cable Inc. 5.5%	0.00	567	13,415,658	2041-09-01
WELLS FARGO COML MTG TR 2015-C27 3.45%	0.00	567	13,113,976	2048-02-15
AvalonBay Communities, Inc. 2.95%	0.00	566	13,749,996	2026-05-11
Barclays PLC 3.65%	0.00	566	13,759,895	2025-03-16
Commonwealth Edison Company 3.8%	0.00	566	13,792,056	2042-10-01
Crown Castle International Corp. 3.65%	0.00	566	13,753,108	2027-09-01
E. I. Du Pont de Nemours and Company 4.15%	0.00	566	13,973,870	2043-02-15
Federal National Mortgage Association 2.68%	0.00	566	13,850,013	2026-12-25
Newell Brands Inc. 5.38%	0.00	566	13,406,674	2036-04-01
Federal Home Loan Mortgage Corporation 3%	0.00	565	13,113,773	2033-09-01

# Target Date Fund 2020

**Total Stocks**  
6752

**Total Bonds**  
10626

**Total Cash**  
415

## Bond Portfolio Analysis as of 09-30-18

Security Name	Net Assets %	Market Value \$	Amount \$	Maturity Date
Federal Home Loan Mortgage Corporation 3.35%	0.00	565	13,175,282	2028-01-25
FedEx Corporation 3.9%	0.00	565	13,724,137	2035-02-01
Morgan Stanley Bank of America Merrill Lynch Trust 2012-C6 2.86%	0.00	565	13,164,083	2045-11-15
Republic of Panama 4.3%	0.00	565	13,425,020	2053-04-29
Federal National Mortgage Association 5.5%	0.00	564	53,776,824	2037-08-01
Air Lease Corporation 3.25%	0.00	563	13,823,631	2025-03-01
Consolidated Edison Company of New York, Inc. 4.2%	0.00	563	13,193,548	2042-03-15
Federal Home Loan Mortgage Corporation 3.5%	0.00	563	12,839,908	2025-11-01
Federal National Mortgage Association 3%	0.00	563	13,039,642	2027-03-01
HCP Inc 6.75%	0.00	563	10,462,102	2041-02-01
JP Morgan Chase Commercial Mortgage Securities Corp 3.14%	0.00	563	13,092,025	2047-12-15
JPMBB COMMERCIAL MORTGAGE SECURITIES TRUST 3.49%	0.00	563	13,019,000	2048-01-15
Tennessee Valley Authority 7.12%	0.00	563	9,592,007	2030-05-01
Federal National Mortgage Association 2.68%	0.00	562	13,072,967	2021-05-25
Government National Mortgage Association 4.5%	0.00	562	12,385,196	2039-11-15
GS Mortgage Securities Corp II 2.77%	0.00	562	13,234,185	2045-11-10
Pacific Gas and Electric Company 4.6%	0.00	562	13,508,401	2043-06-15
Principal Financial Group 4.35%	0.00	562	13,486,864	2043-05-15
Devon Energy Corporation 4.75%	0.00	561	13,537,076	2042-05-15
Government National Mortgage Association 2.5%	0.00	561	13,768,028	2047-01-20
Israel (State Of) 4.12%	0.00	561	13,528,203	2048-01-17
Mylan Inc 5.4%	0.00	561	13,533,135	2043-11-29
Rockwell Collins Incorporated 4.35%	0.00	561	13,539,951	2047-04-15
Wells Fargo Coml Tr 2016-C36 3.06%	0.00	561	13,638,608	2059-11-15
Federal Home Loan Mortgage Corporation 3%	0.00	558	13,017,625	2027-06-01
Florida Power & Light Company 5.96%	0.00	558	10,498,246	2039-04-01
State Street Corporation 2.65%	0.00	558	13,949,725	2026-05-19
Chevron Corporation 2.9%	0.00	557	13,275,536	2024-03-03
Government National Mortgage Association 3.5%	0.00	557	12,935,824	2042-02-15
Government National Mortgage Association 4%	0.00	557	12,626,072	2041-07-15
Government National Mortgage Association 5.5%	0.00	557	12,023,689	2038-08-15
Keyspan Corp 5.8%	0.00	557	11,326,003	2035-04-01
Public Service Electric and Gas Company 3.8%	0.00	557	13,627,906	2043-01-01
Seagate HDD Cayman 5.75%	0.00	557	14,271,978	2034-12-01
Appalachian Power Company 4.6%	0.00	556	12,597,072	2021-03-30
Citigroup Inc. 4.75%	0.00	556	13,247,101	2046-05-18
Duke Energy Florida, Inc 3.85%	0.00	556	13,642,071	2042-11-15
Georgia Power Company 4.3%	0.00	556	13,655,067	2043-03-15
Tampa Electric Company 4.1%	0.00	556	13,659,716	2042-06-15
COMM MORTGAGE TRUST 3.84%	0.00	554	12,788,253	2047-09-10
GATX Corporation 3.5%	0.00	554	14,054,723	2028-03-15
Government National Mortgage Association 5.5%	0.00	554	11,995,237	2034-01-20
Harley-Davidson, Inc. 3.5%	0.00	554	13,493,077	2025-07-28
Southern California Gas Company 2.6%	0.00	554	14,047,025	2026-06-15
U.S. Bancorp 3%	0.00	554	13,065,956	2022-03-15
Cisco Systems, Inc. 4.45%	0.00	553	12,667,916	2020-01-15
Federal National Mortgage Association 4%	0.00	553	12,605,567	2032-04-01
Csail Commercial Mortgage Trust 3.5%	0.00	552	13,011,622	2050-04-15
Federal National Mortgage Association 5%	0.00	552	12,130,898	2038-12-01
The Allstate Corporation 5.55%	0.00	552	11,340,102	2035-05-09
Aetna, Inc. 4.5%	0.00	550	13,437,996	2042-05-15
Exelon Generation Company, LLC 4.25%	0.00	550	12,732,039	2022-06-15
Federal National Mortgage Association 3%	0.00	550	13,431,444	2045-04-01
Federal National Mortgage Association 4.5%	0.00	550	12,489,205	2029-03-01
Suncor Energy Inc. 4%	0.00	550	13,770,327	2047-11-15

# Target Date Fund 2020

**Total Stocks**  
6752

**Total Bonds**  
10626

**Total Cash**  
415

## Bond Portfolio Analysis as of 09-30-18

Security Name	Net Assets %	Market Value \$	Amount \$	Maturity Date
Target Corporation 3.9%	0.00	550	13,775,704	2047-11-15
The Mosaic Company 4.88%	0.00	550	14,046,475	2041-11-15
World Finl Network Credit Card Tst 2.03%	0.00	550	13,405,102	2025-04-15
Ascension Health Alliance 3.94%	0.00	549	13,319,009	2046-11-15
Brown-Forman Corporation 3.75%	0.00	549	13,805,067	2043-01-15
Corning Incorporated 4.25%	0.00	549	12,765,090	2020-08-15
Federal National Mortgage Association 3%	0.00	549	13,003,338	2026-12-01
Federal National Mortgage Association 5%	0.00	549	12,135,112	2042-05-01
Liberty Property Limited Partnership 4.12%	0.00	549	12,742,990	2022-06-15
Morgan Stanley Bank Of America Merrill Lynch Trust 3.1%	0.00	548	13,573,649	2049-11-15
B.A.T. Capital Corporation 4.39%	0.00	547	13,889,217	2037-08-15
Federal National Mortgage Association 5%	0.00	547	12,170,330	2033-07-01
Northrop Grumman Corporation 3.25%	0.00	547	13,152,371	2023-08-01
Telefonica Emisiones S.A.U. 4.89%	0.00	547	13,873,566	2048-03-06
Wells Fargo & Company 3.9%	0.00	547	13,864,904	2045-05-01
CITIGROUP COMMERCIAL MORTGAGE TRUST 4.13%	0.00	545	12,568,230	2046-11-10
Federal National Mortgage Association 3%	0.00	544	13,003,390	2030-05-01
Goldman Sachs Group, Inc. 3.75%	0.00	544	13,298,435	2026-02-25
JPMDB COMMERCIAL MORTGAGE SECURITIES TRUST 3.93%	0.00	544	12,705,221	2047-09-15
NBCUniversal Media LLC 2.88%	0.00	544	13,295,157	2023-01-15
Philip Morris International Inc. 4.12%	0.00	544	13,950,178	2043-03-04
D.R. Horton, Inc. 2.55%	0.00	543	13,191,643	2020-12-01
Discovery Communications, LLC 3.3%	0.00	543	13,188,123	2022-05-15
Federal National Mortgage Association 6%	0.00	543	11,729,793	2037-05-01
Government National Mortgage Association 4%	0.00	543	12,593,027	2042-06-20
GS Mortgage Securities Trust 3.99%	0.00	543	12,735,794	2051-03-10
Pepsico Capital Resources, Inc. 3.6%	0.00	543	13,971,416	2042-08-13
Federal Home Loan Mortgage Corporation 4.5%	0.00	541	12,384,790	2040-01-01
Federal Home Loan Mortgage Corporation 6%	0.00	541	11,676,235	2040-07-01
Illinois Tool Works Inc. 3.38%	0.00	541	12,938,561	2021-09-15
American International Group, Inc. 6.25%	0.00	540	11,237,967	2036-05-01
Comm Mortgage Trust 2014-UBS2 3.96%	0.00	540	12,712,441	2047-03-10
Keurig Dr Pepper Inc 4.5%	0.00	540	14,054,991	2045-11-15
21st Century Fox America, Inc. 6.65%	0.00	539	9,773,900	2037-11-15
Baxalta Incorporated 2.88%	0.00	539	13,029,643	2020-06-23
Oneok Partners Lp 6.65%	0.00	539	11,036,252	2036-10-01
Public Service Company of Colorado 3.6%	0.00	539	14,063,853	2042-09-15
Alibaba Group Holding Ltd 4.4%	0.00	538	14,111,612	2057-12-06
Burlington Northern Santa Fe LLC 5.15%	0.00	538	11,523,938	2043-09-01
Quest Diagnostics Incorporated 3.45%	0.00	538	13,602,409	2026-06-01
Citigroup Commercial Mortgage Trust 3.72%	0.00	536	12,888,349	2048-09-15
Federal Home Loan Mortgage Corporation 3%	0.00	536	13,113,690	2032-04-01
Federal Home Loan Mortgage Corporation 6%	0.00	536	11,657,426	2037-05-01
Government National Mortgage Association 3%	0.00	536	13,222,397	2042-11-20
Government National Mortgage Association 4.5%	0.00	536	12,295,369	2039-12-15
American Express Credit Corporation 2.38%	0.00	535	13,083,669	2020-05-26
Campbell Soup Company 4.8%	0.00	535	14,167,804	2048-03-15
Discover Bank 3.2%	0.00	535	13,094,038	2021-08-09
Northern States Power Company 3.4%	0.00	535	14,492,535	2042-08-15
The Boeing Company 1.88%	0.00	535	13,814,120	2023-06-15
JPMDB COMMERCIAL MORTGAGE SECURITIES TRUST 3.69%	0.00	532	12,995,098	2050-03-15
PacifiCorp 6.1%	0.00	532	10,534,462	2036-08-01
Synchrony Credit Card Master Note Trust 2.62%	0.00	532	13,332,112	2025-10-15
Federal National Mortgage Association 3.5%	0.00	531	12,912,238	2036-07-01
McCormick & Company, Incorporated 2.7%	0.00	531	13,339,493	2022-08-15



# Target Date Fund 2020

**Total Stocks**  
6752

**Total Bonds**  
10626

**Total Cash**  
415

## Bond Portfolio Analysis as of 09-30-18

Security Name	Net Assets %	Market Value \$	Amount \$	Maturity Date
South Carolina Electric & Gas Company 6.05%	0.00	531	11,429,801	2038-01-15
WFRBS COMMERCIAL MORTGAGE TRUST 3.92%	0.00	531	12,747,973	2057-10-15
Cd Mtg Tr 2017-Cd3 3.63%	0.00	530	13,045,728	2050-02-10
Federal Realty Investment Trust 3%	0.00	530	13,209,729	2022-08-01
Johnson & Johnson 2.25%	0.00	530	13,234,585	2022-03-03
Church & Dwight Co., Inc. 3.95%	0.00	528	14,341,245	2047-08-01
Equinor ASA 2.45%	0.00	528	13,413,934	2023-01-17
V.F. Corporation 6.45%	0.00	528	10,244,762	2037-11-01
AbbVie Inc. 2.3%	0.00	527	13,276,092	2021-05-14
Anheuser-Busch InBev Finance Inc. 4%	0.00	527	14,392,118	2043-01-17
Federal National Mortgage Association 3%	0.00	527	13,602,962	2028-01-25
Santander UK Group Holdings plc 3.57%	0.00	527	13,299,889	2023-01-10
The Kroger Co. 6.9%	0.00	527	10,855,644	2038-04-15
Verizon Communications Inc. 4.15%	0.00	527	12,682,729	2024-03-15
Air Products & Chemicals, Inc. 2.75%	0.00	526	13,324,931	2023-02-03
Wf-Rbs Com Mg Tst 3.63%	0.00	526	13,012,929	2047-11-15
Federal Home Loan Mortgage Corporation 4.18%	0.00	525	12,646,669	2020-12-25
Wells Fargo Commercial Mortgage Trust 2.93%	0.00	525	13,675,879	2048-07-15
FEDERAL HOME LN MTG CORP MULTICLASS MTG PARTN CTFS GTD 3.24%	0.00	523	13,208,251	2027-04-25
Roper Technologies Inc 2.8%	0.00	523	13,223,003	2021-12-15
Thomson Reuters Corp. 5.5%	0.00	523	12,489,601	2035-08-15
Bayer US Finance II LLC 4.4%	0.00	522	14,524,794	2044-07-15
Eaton Corporation 3.92%	0.00	522	14,527,594	2047-09-15
Federal Home Loan Mortgage Corporation 3%	0.00	522	13,377,808	2042-06-01
Federal Home Loan Mortgage Corporation 4%	0.00	522	12,773,826	2045-12-01
Federal National Mortgage Association 5%	0.00	522	12,232,238	2033-11-01
Federal National Mortgage Association 6%	0.00	522	11,857,273	2037-08-01
Synchrony Credit Card Master Note Trust 1.93%	0.00	522	13,181,848	2023-06-15
Exelon Generation Company, LLC 6.25%	0.00	521	11,868,274	2039-10-01
Federal National Mortgage Association 5.5%	0.00	521	11,971,893	2033-11-01
Duke Energy Carolinas LLC 6%	0.00	519	10,514,058	2038-01-15
Federal National Mortgage Association 2.94%	0.00	519	13,303,588	2025-04-25
Federal National Mortgage Association 4.5%	0.00	519	12,406,491	2039-07-01
Wf-Rbs Com Mg Tst 3.72%	0.00	518	12,817,837	2047-05-15
Federal Home Loan Mortgage Corporation 3.5%	0.00	517	13,026,485	2044-01-01
Federal National Mortgage Association 2.65%	0.00	517	13,371,755	2024-07-25
Federal National Mortgage Association 2.72%	0.00	517	13,376,927	2024-10-25
Manitoba (Province of) 2.1%	0.00	517	13,537,605	2022-09-06
Pacific Gas and Electric Company 3.25%	0.00	517	13,102,927	2021-09-15
TransCanada Pipelines Limited 6.1%	0.00	517	11,236,192	2040-06-01
Federal Home Loan Mortgage Corporation 2.5%	0.00	516	13,354,847	2027-05-01
Federal Home Loan Mortgage Corporation 3.5%	0.00	514	12,913,558	2036-10-01
Discovery Communications, LLC 2.95%	0.00	513	13,509,971	2023-03-20
Federal Home Loan Mortgage Corporation 3%	0.00	513	13,042,921	2028-11-01
METROPOLITAN TRANSN AUTH N Y 6.67%	0.00	513	9,971,771	2039-11-15
Synchrony Credit Card Master Note Trust 2.97%	0.00	513	13,007,947	2024-03-15
The Hartford Financial Services Group, Inc. 4.3%	0.00	513	13,634,805	2043-04-15
Federal Home Loan Mortgage Corporation 3%	0.00	512	13,113,661	2032-03-01
Federal Home Loan Mortgage Corporation 4%	0.00	512	12,731,805	2043-11-01
The Lubrizol Corporation 6.5%	0.00	512	10,142,663	2034-10-01
BANK 2018-BNK14 4.23%	0.00	510	12,509,292	2060-09-15
Federal National Mortgage Association 2.72%	0.00	510	13,096,120	2022-02-25
Lloyds Banking Group plc 4.34%	0.00	510	14,864,396	2048-01-09
Starbucks Corporation 2.7%	0.00	510	13,265,792	2022-06-15
AstraZeneca Plc 4.38%	0.00	509	13,123,396	2045-11-16

# Target Date Fund 2020

**Total Stocks**  
6752

**Total Bonds**  
10626

**Total Cash**  
415

## Bond Portfolio Analysis as of 09-30-18

Security Name	Net Assets %	Market Value \$	Amount \$	Maturity Date
Chase Issuance Trust 2.77%	0.00	509	13,012,018	2023-03-15
Federal Home Loan Mortgage Corporation 4.5%	0.00	509	12,512,964	2045-09-01
Ford Motor Credit Company LLC 8.12%	0.00	509	12,231,424	2020-01-15
GNMA PASS-THRU M SINGLE FAMILY 4%	0.00	509	12,606,817	2044-06-20
Government National Mortgage Association 3.5%	0.00	509	12,921,018	2043-02-20
Ubs-Barclays Commercial Mtg Tst 3.24%	0.00	509	13,051,407	2046-04-10
Iridium Communications, Inc. 10.25%	0.00	508	2,587,214	2023-04-15
Federal National Mortgage Association 6%	0.00	508	11,739,240	2041-02-01
Host Hotels & Resorts, L.P. 4%	0.00	508	13,326,795	2025-06-15
Philip Morris International Inc. 4.5%	0.00	508	13,262,037	2042-03-20
Endurance Specialty Holdings Ltd 7%	0.00	507	11,062,606	2034-07-15
Federal National Mortgage Association 3%	0.00	507	13,003,368	2026-11-01
JP MORGAN CHASE COMMERCIAL MORTGAGE SECURITIES TRUST 4.08%	0.00	507	12,606,432	2047-02-15
The Dow Chemical Company 4.25%	0.00	507	13,481,518	2034-10-01
AT&T Inc 4.75%	0.00	505	14,143,028	2046-05-15
Commercial Mortgage Trust 3.1%	0.00	505	13,086,142	2046-03-10
JPMBB COMMERCIAL MORTGAGE SECURITIES TRUST 4%	0.00	504	12,664,807	2047-04-15
Morgan Stanley BAML Trust 3.1%	0.00	504	13,155,330	2046-05-15
Perrigo Finance Unlimited Company 3.5%	0.00	504	13,051,594	2021-03-15
The Procter & Gamble Company 2.3%	0.00	504	13,283,680	2022-02-06
Federal Home Loan Mortgage Corporation 3%	0.00	503	13,171,805	2035-06-01
Federal Home Loan Mortgage Corporation 4%	0.00	503	12,684,451	2041-10-01
J.P. Morgan Chase Commercial Mortgage Securities Trust 4.27%	0.00	503	12,630,629	2045-06-15
WFRBS Commercial Mtg Tst 2011-C2 3.67%	0.00	503	12,820,398	2044-11-15
Federal National Mortgage Association 3.5%	0.00	501	13,025,070	2042-10-01
MARTIN MARIETTA MATERIALS INC 4.25%	0.00	501	15,130,395	2047-12-15
Morgan Stanley 2.92%	0.00	501	13,203,050	2046-02-15
Oncor Electric Delivery Company LLC 7.25%	0.00	501	9,644,204	2033-01-15
Oracle Corporation 4.12%	0.00	501	13,329,536	2045-05-15
COMM 2012-CCRE1 Mortgage Trust 3.39%	0.00	500	12,969,979	2045-05-15
Impac CMB Trust 4.17%	0.00	500	12,676,742	2046-08-15
The Johns Hopkins University 4.08%	0.00	500	13,232,914	2053-07-01
Citigroup Commercial Mortgage Trust 3.78%	0.00	499	12,800,038	2058-09-10
Federal National Mortgage Association 2.5%	0.00	499	13,888,870	2043-04-01
Government National Mortgage Association 3%	0.00	499	13,240,097	2042-12-15
Citigroup Inc. 4.6%	0.00	497	12,836,694	2026-03-09
Florida Power & Light Company 5.62%	0.00	497	11,044,528	2034-04-01
Northern States Power Company 4.12%	0.00	497	12,994,460	2044-05-15
Federal National Mortgage Association 3%	0.00	496	13,390,036	2043-05-01
Commercial Mortgage Trust 3.21%	0.00	495	13,051,022	2046-03-10
Government National Mortgage Association 2.5%	0.00	495	13,248,163	2027-12-20
Federal Home Loan Mortgage Corporation 4%	0.00	494	57,025,255	2040-10-01
Duke Realty Limited Partnership 4.38%	0.00	494	12,610,596	2022-06-15
Federal National Mortgage Association 4.5%	0.00	494	12,454,981	2024-05-01
Federal National Mortgage Association 5.5%	0.00	494	11,939,676	2034-07-01
Liberty Property Limited Partnership 4.4%	0.00	494	12,769,080	2024-02-15
NSTAR Electric Company 4.4%	0.00	494	12,613,782	2044-03-01
Phillips 66 Partners LP 4.9%	0.00	494	13,163,684	2046-10-01
E.I. Du Pont de Nemours and Company 5.6%	0.00	492	11,713,055	2036-12-15
Federal Home Loan Mortgage Corporation 3%	0.00	492	13,109,582	2032-07-01
Federal Home Loan Mortgage Corporation 5%	0.00	492	12,212,019	2035-08-01
Federal National Mortgage Association 3%	0.00	492	13,447,523	2045-07-01
Federal National Mortgage Association 4.5%	0.00	492	12,379,186	2040-01-01
Intercontinental Exchange Inc 2.35%	0.00	492	13,453,904	2022-09-15
Newell Brands Inc. 4.2%	0.00	492	13,585,834	2026-04-01

# Target Date Fund 2020

**Total Stocks**  
6752

**Total Bonds**  
10626

**Total Cash**  
415

## Bond Portfolio Analysis as of 09-30-18

Security Name	Net Assets %	Market Value \$	Amount \$	Maturity Date
NiSource Inc. 5.65%	0.00	492	11,569,134	2045-02-01
Abbott Laboratories 4.75%	0.00	491	12,141,619	2036-11-30
Bank of America Corporation 4.1%	0.00	491	12,669,218	2023-07-24
CBS Corporation 3.38%	0.00	491	14,101,395	2028-02-15
Federal National Mortgage Association 3.5%	0.00	491	12,849,259	2026-02-01
LOS ANGELES CALIF DEPT WTR & PWR 6.17%	0.00	491	12,353,230	2040-07-01
Walgreens Boots Alliance, Inc. 4.5%	0.00	491	13,124,724	2034-11-18
Benchmark Mortgage Trust 3.67%	0.00	490	13,037,456	2051-01-15
CITIGROUP COMMERCIAL MORTGAGE TRUST 3.15%	0.00	490	13,544,708	2049-11-15
Federal Home Loan Mortgage Corporation 2.67%	0.00	490	13,581,623	2026-03-25
Federal National Mortgage Association 3.09%	0.00	490	13,559,808	2027-12-25
Federal National Mortgage Association 3.3%	0.00	490	13,572,398	2029-04-25
Wells Fargo & Company 5.38%	0.00	490	11,559,056	2035-02-07
Federal Home Loan Mortgage Corporation 3%	0.00	488	13,075,530	2024-01-25
Federal Home Loan Mortgage Corporation 3.35%	0.00	488	13,060,461	2026-11-25
JPMBB Commercial Mortgage Securities Trust 4.13%	0.00	488	12,581,237	2046-08-15
Oncor Electric Delivery Company LLC 5.3%	0.00	488	11,204,365	2042-06-01
University of Pennsylvania 4.67%	0.00	488	12,787,471	—
Federal National Mortgage Association 3.5%	0.00	487	13,027,079	2042-12-01
Federal National Mortgage Association 4%	0.00	487	12,608,233	2033-10-01
Government National Mortgage Association 4.5%	0.00	487	12,421,842	2040-06-15
Humana Inc. 4.95%	0.00	487	12,443,312	2044-10-01
Province of Nova Scotia 8.25%	0.00	487	11,177,029	2022-07-30
Ameriprise Financial, Inc. 2.88%	0.00	486	13,926,885	2026-09-15
E.I. Du Pont de Nemours and Company 4.62%	0.00	486	12,660,954	2020-01-15
Federal National Mortgage Association 6%	0.00	486	11,749,982	2037-09-01
International Paper Company 6%	0.00	486	11,634,389	2041-11-15
The Allstate Corporation 6.5%	0.00	486	11,641,092	2067-05-15
Ally Master Owner Trust 3.29%	0.00	485	12,917,005	2023-05-15
Burlington Northern Santa Fe LLC 3.65%	0.00	485	12,862,446	2025-09-01
Commercial Mortgage Trust 2.94%	0.00	485	13,170,450	2046-01-10
FEDERAL HOME LN MTG CORP MULTICLASS MTG PARTN CTFS GTD 2.9%	0.00	485	13,149,040	2024-04-25
Federal National Mortgage Association 2.5%	0.00	485	13,282,469	2027-11-01
Federal National Mortgage Association 3.5%	0.00	485	13,145,940	2028-07-25
Medtronic, Inc. 3.62%	0.00	485	12,859,529	2024-03-15
Delphi Corporation 4.15%	0.00	483	12,896,088	2024-03-15
Federal National Mortgage Association 3.44%	0.00	483	13,207,470	2028-06-25
Government National Mortgage Association 5.5%	0.00	482	11,834,324	2035-07-15
Gs Mortgage Securities Trust 2015-Gc32 3.47%	0.00	482	13,247,636	2050-11-10
Potomac Electric Power Company 3.6%	0.00	482	12,928,964	2024-03-15
Bank 2017 Bnk8 3.49%	0.00	481	13,266,801	2050-11-15
Cd Mtg Tr 2017-Cd3 3.43%	0.00	481	13,271,516	2050-08-15
Public Service Electric and Gas Company 3.65%	0.00	481	13,796,717	2042-09-01
The Hartford Financial Services Group, Inc. 5.12%	0.00	481	12,320,737	2022-04-15
Federal National Mortgage Association 2.47%	0.00	479	13,866,266	2026-04-25
Sg Mortgage Securities Trust 3.67%	0.00	479	12,998,416	2050-03-10
UBS-Barclays Commercial Mortgage Trust 2012-C4 2.85%	0.00	479	13,240,806	2045-12-10
Union Electric Company 3.9%	0.00	479	13,450,571	2042-09-15
Cardinal Health, Inc. 2.4%	0.00	478	13,022,455	2019-11-15
Duke Energy Carolinas LLC 6.45%	0.00	478	10,466,778	2032-10-15
Federal National Mortgage Association 2.51%	0.00	478	13,328,536	2022-11-25
Federal National Mortgage Association 2.98%	0.00	478	13,879,742	2029-08-25
Federal National Mortgage Association 4%	0.00	478	12,734,322	2043-12-01
Target Corporation 3.88%	0.00	478	12,706,045	2020-07-15
Federal National Mortgage Association 3%	0.00	477	13,146,939	2033-07-01

# Target Date Fund 2020

**Total Stocks**  
6752

**Total Bonds**  
10626

**Total Cash**  
415

## Bond Portfolio Analysis as of 09-30-18

Security Name	Net Assets %	Market Value \$	Amount \$	Maturity Date
Ford Credit Floorplan Master Owner Trust A 2.07%	0.00	477	13,134,006	2022-05-15
Comerica Bank 2.5%	0.00	476	13,101,312	2020-06-02
Discover Card Execution Note Trust 2.19%	0.00	476	13,158,123	2023-04-17
Exxon Mobil Corporation 1.91%	0.00	476	13,078,397	2020-03-06
Kraft Heinz Foods Company 3.95%	0.00	476	13,112,716	2025-07-15
The TJX Companies Inc. 2.5%	0.00	476	13,429,500	2023-05-15
Wells Fargo Commercial Mortgage Trust 2.88%	0.00	476	13,234,839	2045-12-15
Federal National Mortgage Association 3.06%	0.00	474	13,441,248	2027-05-25
Federal National Mortgage Association 4%	0.00	474	12,660,957	2024-10-01
Jpmcbb Commercial Mortgage Securities Trust-C30 3.82%	0.00	474	12,786,148	2048-07-15
Norfolk Southern Corporation 4.45%	0.00	474	12,884,302	2045-06-15
Ubs-Barclays Commercial Mortgage Trust 2012-C2 3.52%	0.00	474	12,904,331	2063-05-10
WELLTOWER INC 5.12%	0.00	474	12,791,711	2043-03-15
Chevron Corporation 2.19%	0.00	473	13,014,198	2019-11-15
Federal National Mortgage Association 3.5%	0.00	473	13,027,076	2043-04-01
Federal National Mortgage Association 4%	0.00	473	12,605,345	2034-12-01
Starbucks Corporation 3.75%	0.00	473	14,843,655	2047-12-01
The Mosaic Company 5.45%	0.00	473	12,666,117	2033-11-15
Ventas Realty L.P./Ventas Capital Corp. 3.25%	0.00	473	13,170,330	2022-08-15
Federal National Mortgage Association 3.14%	0.00	472	13,516,624	2028-03-25
GS Mortgage Securities Trust 2012-GC6 3.48%	0.00	472	12,866,955	2045-01-10
Federal Home Loan Mortgage Corporation 4%	0.00	470	12,758,778	2044-09-01
Federal National Mortgage Association 2.96%	0.00	470	13,569,430	2027-02-25
Government National Mortgage Association 5.5%	0.00	470	11,743,012	2036-03-15
Archer-Daniels-Midland Company 4.54%	0.00	469	12,527,542	2042-03-26
Canadian Pacific Railway Company 7.12%	0.00	469	10,291,472	2031-10-15
Federal National Mortgage Association 3%	0.00	469	13,387,181	2043-05-01
Government National Mortgage Association 3%	0.00	469	12,934,280	2027-09-15
Wf-Rbs Com Mg Tst 4.02%	0.00	469	12,658,280	2046-12-15
Altria Group, Inc. 2.95%	0.00	468	13,304,757	2023-05-02
Australia and New Zealand Banking Group Limited 2.3%	0.00	468	13,300,596	2021-06-01
Federal Home Loan Mortgage Corporation 2.5%	0.00	468	13,954,521	2046-11-01
FedEx Corporation 3.4%	0.00	468	13,483,441	2028-02-15
Fifth Third Bank of Cincinnati 2.25%	0.00	468	13,313,001	2021-06-14
UBS Cml Mtg Tr 3.43%	0.00	468	13,340,689	2050-08-15
WELLS FARGO COMMERCIAL MORTGAGE TRUST 3.18%	0.00	468	13,306,657	2050-04-15
Duke Energy Progress Inc 4.1%	0.00	466	13,165,909	2043-03-15
Federal Home Loan Mortgage Corporation 2.57%	0.00	465	13,729,903	2026-07-25
Federal Home Loan Mortgage Corporation 5%	0.00	465	12,171,588	2038-03-01
Federal National Mortgage Association 5%	0.00	465	12,170,047	2036-12-01
Sempra Energy 2.9%	0.00	465	13,387,477	2023-02-01
Wells Fargo Commercial Mortgage 4.01%	0.00	465	12,942,207	2048-06-15
American Honda Finance Corporation 1.65%	0.00	463	13,473,009	2021-07-12
Southern California Edison Company 5.62%	0.00	463	11,352,740	2036-02-01
Federal National Mortgage Association 3.5%	0.00	461	13,075,424	2046-02-01
McKesson Corporation 2.7%	0.00	461	13,493,582	2022-12-15
Bristol-Myers Squibb Company 4.5%	0.00	460	12,378,785	2044-03-01
Duke Energy Carolinas LLC 3.75%	0.00	460	14,012,569	2045-06-01
Government National Mortgage Association 3.5%	0.00	460	12,935,840	2042-06-15
Public Service Company of Colorado 2.25%	0.00	460	13,519,812	2022-09-15
Capital One Multi Asset Execution Trust 2.08%	0.00	459	13,109,089	2023-03-15
Government National Mortgage Association 2.5%	0.00	459	13,618,917	2043-03-20
Government National Mortgage Association 5%	0.00	459	12,359,821	2048-02-20
Federal Home Loan Mortgage Corporation 4%	0.00	457	12,684,820	2041-02-01
Southern California Gas Company 4.3%	0.00	457	12,644,549	2049-01-15

# Target Date Fund 2020

**Total Stocks**  
6752

**Total Bonds**  
10626

**Total Cash**  
415

## Bond Portfolio Analysis as of 09-30-18

Security Name	Net Assets %	Market Value \$	Amount \$	Maturity Date
American Tower Corporation 4%	0.00	456	13,144,239	2025-06-01
Federal Home Loan Mortgage Corporation 3.5%	0.00	456	12,979,752	2031-12-01
Shell International Finance B.V. 4.55%	0.00	456	12,298,266	2043-08-12
Canadian Natural Resources Limited 6.75%	0.00	455	10,587,924	2039-02-01
Federal National Mortgage Association 6%	0.00	455	11,757,168	2037-11-01
Wyeth 6%	0.00	455	10,615,988	2036-02-15
Federal National Mortgage Association 3%	0.00	454	13,386,991	2043-02-01
Inter-American Development Bank 4.38%	0.00	454	11,120,555	2044-01-24
Wells Fargo Mortgage Backed Secs 3.77%	0.00	454	12,880,698	2058-07-15
Wf-Rbs Com Mg Tst 3.68%	0.00	454	12,889,577	2047-08-15
Wisconsin Power and Light Company 4.1%	0.00	454	13,538,047	2044-10-15
Centerpoint Energy Transition Bond Company II, LLC 3.03%	0.00	452	13,101,661	2025-10-15
Cfcre Coml Mtg Tr 2016-C7 3.84%	0.00	452	12,918,593	2054-12-10
Federal National Mortgage Association 3%	0.00	452	13,251,698	2037-03-01
Florida Power & Light Company 5.25%	0.00	452	11,291,694	2041-02-01
Citigroup Inc. 3.5%	0.00	451	13,136,177	2023-05-15
JPMBB Commercial Mortgage Securities 2015-C29 3.61%	0.00	451	12,975,439	2048-05-15
Federal National Mortgage Association 4%	0.00	450	12,605,385	2035-02-01
Morgan Stanley Capital I Inc 3.6%	0.00	450	13,128,461	2049-12-15
Protective Life Corporation 8.45%	0.00	450	9,291,782	2039-10-15
Union Pacific Corporation 2.75%	0.00	450	13,343,984	2023-04-15
PPG Industries, Inc. 2.3%	0.00	448	13,016,031	2019-11-15
Wisconsin Electric Power Company 5.7%	0.00	448	10,942,433	2036-12-01
Federal Home Loan Mortgage Corporation 6%	0.00	447	11,675,072	2037-08-01
Federal National Mortgage Association 4%	0.00	447	12,700,679	2040-11-01
Government National Mortgage Association 4.5%	0.00	447	12,292,622	2039-11-15
National Rural Utilities Cooperative Finance Corporation 3.05%	0.00	447	13,046,956	2022-02-15
Virginia Electric and Power Company 3.45%	0.00	447	13,063,566	2024-02-15
Federal Home Loan Mortgage Corporation 3.5%	0.00	445	12,909,719	2036-09-01
JPMBB Commercial Mortgage Securities Trust 2015-C33 3.77%	0.00	445	12,909,814	2048-12-15
Arizona Public Service Company 3.35%	0.00	443	13,160,138	2024-06-15
Cooperatieve Rabobank U.A. 3.95%	0.00	443	12,995,456	2022-11-09
Bank 2017-Bnk4 3.62%	0.00	442	13,099,724	2050-05-15
Federal National Mortgage Association 3.5%	0.00	442	12,872,520	2032-08-01
Federal National Mortgage Association 4%	0.00	442	12,697,255	2031-07-01
Federal National Mortgage Association 5.5%	0.00	441	11,962,061	2033-10-01
Government National Mortgage Association 3.5%	0.00	441	12,949,971	2043-03-20
Kinder Morgan Energy Partners LP 6.5%	0.00	441	12,366,904	2020-04-01
Moodys Corp 4.88%	0.00	441	12,362,667	2024-02-15
Synchrony Credit Card Master Note Trust 2.21%	0.00	441	13,276,037	2024-05-15
The Procter & Gamble Company 1.85%	0.00	441	13,267,754	2021-02-02
Federal Home Loan Mortgage Corporation 3.5%	0.00	439	13,026,530	2043-07-01
Federal Home Loan Mortgage Corporation 4.5%	0.00	439	12,386,385	2039-12-01
Federal National Mortgage Association 4.5%	0.00	439	12,405,295	2038-06-01
Citibank Credit Card Issuance Trust 2.19%	0.00	438	13,327,981	2023-11-20
Federal National Mortgage Association 3%	0.00	438	13,035,873	2029-08-01
Federal National Mortgage Association 3.5%	0.00	438	12,944,229	2036-06-01
Federal National Mortgage Association 5.5%	0.00	438	11,989,309	2035-09-01
Citigroup Inc. 4.05%	0.00	437	12,813,228	2022-07-30
Novartis Capital Corporation 2.4%	0.00	437	13,370,042	2022-09-21
Omnicom Capital Inc 3.62%	0.00	437	12,995,204	2022-05-01
Capital One Multi Asset Execution Trust 3.01%	0.00	435	12,962,027	2024-02-15
Federal National Mortgage Association 3.83%	0.00	435	13,443,496	2043-02-25
Kohls Corporation 3.25%	0.00	435	13,398,217	2023-02-01
SAN DIEGO CNTY CALIF WTR AUTH 6.14%	0.00	435	9,937,381	2049-05-01

# Target Date Fund 2020

**Total Stocks**  
6752

**Total Bonds**  
10626

**Total Cash**  
415

## Bond Portfolio Analysis as of 09-30-18

Security Name	Net Assets %	Market Value \$	Amount \$	Maturity Date
Assured Guaranty US Holdings Inc. 5%	0.00	434	12,533,521	2024-07-01
WFRBS Coml Mtg Tr 2012-C6 3.44%	0.00	433	12,908,698	2045-04-15
American Express Credit Account Master Trust 3.01%	0.00	432	13,073,226	2025-10-15
E.I. Du Pont de Nemours and Company 4.25%	0.00	432	12,638,123	2021-04-01
Federal Home Loan Mortgage Corporation 3.5%	0.00	432	13,026,457	2041-10-01
Federal National Mortgage Association 4.5%	0.00	432	12,416,908	2041-01-01
General Mills, Inc. 5.4%	0.00	432	12,403,365	2040-06-15
Federal National Mortgage Association 4%	0.00	430	12,697,203	2031-10-01
Federal National Mortgage Association 5%	0.00	430	12,144,714	2040-07-01
Government National Mortgage Association 4.5%	0.00	430	12,321,862	2039-09-15
Consolidated Edison Company of New York, Inc. 4.45%	0.00	429	12,684,569	2020-06-15
Government National Mortgage Association 4%	0.00	429	12,700,318	2039-08-15
United Parcel Service, Inc. 2.4%	0.00	429	14,150,857	2026-11-15
Wells Fargo Commercial Mortgage Trust 2.65%	0.00	429	13,920,360	2049-08-15
Enterprise Products Operating LP 3.7%	0.00	428	13,122,667	2026-02-15
Morgan Stanley Cap I Tst 2018-H3 4.18%	0.00	428	12,434,981	2051-07-15
The Boeing Company 2.2%	0.00	428	13,443,296	2022-10-30
Cd Commercial Mortgage Trust 4.28%	0.00	426	12,465,092	2051-08-15
Bank 2018-Bnk10 4.26%	0.00	425	12,494,365	2061-05-15
BPCE SA 2.65%	0.00	425	13,172,393	2021-02-03
COMM 2013-CCRE11 Mortgage Trust 4.26%	0.00	425	12,485,233	2050-08-10
Corporate Office Properties LP 3.6%	0.00	425	13,367,161	2023-05-15
Federal Home Loan Mortgage Corporation 3.5%	0.00	425	12,848,431	2032-04-01
Federal National Mortgage Association 2.58%	0.00	425	13,744,665	2026-03-25
Federal National Mortgage Association 5%	0.00	425	12,144,047	2041-03-01
GS Mortgage Securities Trust 4.18%	0.00	425	12,521,345	2046-07-10
UBS Cml Mtg Tr 4.31%	0.00	425	12,514,511	2051-05-15
Bank 2017-Bnk4 4.22%	0.00	424	12,556,943	2061-08-15
Citigroup Incorporation New 4.23%	0.00	424	12,551,832	2051-06-10
Intel Corporation 4%	0.00	424	12,727,504	2032-12-15
JPMBB COMMERCIAL MORTGAGE SECURITIES TRUST 4.2%	0.00	424	12,541,308	2047-01-15
Jpmdb Commercial Mortgage Secu 4.21%	0.00	424	12,546,997	2051-06-15
Wells Fargo Commercial Mortgage Trust 4.22%	0.00	424	12,553,279	2046-07-15
Commercial Mortgage Trust 4.23%	0.00	423	12,573,389	2051-05-10
Government National Mortgage Association 4%	0.00	423	12,614,214	2041-01-15
Morgan Stanley BAML Trust 4.3%	0.00	423	12,596,613	2046-08-15
UBS Cml Mtg Tr 4.24%	0.00	423	12,593,790	2051-06-15
Washington Real Estate Investment Trust 4.95%	0.00	423	12,695,554	2020-10-01
Wf-Rbs Com Mg Tst 4.15%	0.00	423	12,584,013	2046-08-15
American Express Credit Account Master Trust 2.35%	0.00	421	13,377,529	2025-05-15
Benchmark Mortgage Trust 3.98%	0.00	421	12,628,978	2051-07-15
Benchmark Mortgage Trust 4.12%	0.00	421	12,613,984	2051-07-15
CITIGROUP COMMERCIAL MORTGAGE TRUST 4.02%	0.00	421	12,635,068	2047-03-10
Duke Energy Florida, Inc 6.35%	0.00	421	10,260,547	2037-09-15
Federal Home Loan Mortgage Corporation 5.5%	0.00	421	11,945,530	2035-02-01
Federal National Mortgage Association 5%	0.00	421	12,144,107	2041-07-01
Federal National Mortgage Association 5.5%	0.00	421	11,908,273	2033-07-01
Federal National Mortgage Association 5.62%	0.00	421	9,966,232	2037-07-15
Jpmdb Commercial Mortgage Secu 4.03%	0.00	421	12,626,370	2051-06-15
National Retail Properties, Inc. 3.8%	0.00	421	12,935,541	2022-10-15
Nordstrom, Inc. 7%	0.00	421	11,559,999	2038-01-15
Wells Fargo Commercial Mortgage Trust 4.18%	0.00	421	12,606,957	2051-06-15
Federal National Mortgage Association 5%	0.00	420	12,144,111	2041-02-01
Government National Mortgage Association 3.5%	0.00	420	12,947,705	2042-11-20
Government National Mortgage Association 5.5%	0.00	420	11,949,268	2042-02-20

# Target Date Fund 2020

**Total Stocks**  
6752

**Total Bonds**  
10626

**Total Cash**  
415

## Bond Portfolio Analysis as of 09-30-18

Security Name	Net Assets %	Market Value \$	Amount \$	Maturity Date
GS MORTGAGE SECURITIES TRUST 4%	0.00	420	12,652,592	2047-04-10
Zoetis Inc. 3%	0.00	420	13,900,027	2027-09-12
Becton, Dickinson and Company 2.68%	0.00	419	12,994,521	2019-12-15
Benchmark 2018-B3 Commercial M 3.85%	0.00	419	12,711,805	2051-04-10
Benchmark 2018-B3 Commercial M 4.03%	0.00	419	12,704,669	2051-04-10
Commonwealth Edison Company 4.7%	0.00	419	12,149,074	2044-01-15
Federal Home Loan Mortgage Corporation 5%	0.00	419	12,140,625	2033-08-01
GS Mortgage Securities Corp 4.08%	0.00	419	12,712,686	2045-05-10
JPMorgan Chase & Co. 2.75%	0.00	419	13,019,317	2020-06-23
Morgan Stanley 4.12%	0.00	419	12,704,298	2049-07-15
NUTRIEN LTD 5.88%	0.00	419	11,947,383	2036-12-01
Realty Income Corporation 4.65%	0.00	419	12,468,853	2023-08-01
Southern California Edison Company 2.4%	0.00	419	13,405,035	2022-02-01
Wf-Rbs Com Mg Tst 4%	0.00	419	12,684,230	2047-05-15
Bank 2018-Bnk10 4.05%	0.00	417	12,719,368	2061-03-15
ConocoPhillips 5.9%	0.00	417	10,993,862	2032-10-15
Csail Commercial Mortgage Trust 4.03%	0.00	417	12,743,135	2051-04-15
GS MORTGAGE SECURITIES CORP 3.86%	0.00	417	12,733,496	2047-06-10
International Paper Company 8.7%	0.00	417	9,340,542	2038-06-15
Morgan Stanley BAML Trust 3.89%	0.00	417	12,749,149	2047-06-15
UBS Commercial Mor 4.17%	0.00	417	12,753,114	2045-05-10
Citigroup Commercial Mortgage Trust 4.01%	0.00	416	12,756,896	2051-03-10
COMM MORTGAGE TRUST 3.82%	0.00	416	12,780,241	2047-06-10
Federal National Mortgage Association 3.5%	0.00	416	13,024,726	2031-01-01
Federal National Mortgage Association 4.5%	0.00	416	12,408,490	2039-04-01
U.S. Bank National Association 2%	0.00	416	13,084,217	2020-01-24
Benchmark Mortgage Trust 3.88%	0.00	415	12,832,856	2051-02-15
JPMBB Commercial Mortgage Securities Trust 3.66%	0.00	415	12,821,761	2045-07-15
JPMBB COMMERCIAL MORTGAGE SECURITIES TRUST 3.77%	0.00	415	12,807,106	2047-08-15
SAN FRANCISCO CALIF CITY & CNTY PUB UTILS COMMN 6.95%	0.00	415	9,135,538	2050-11-01
UBS Cml Mtg Tr 3.98%	0.00	415	12,831,392	2051-02-15
Wells Fargo Commercial Mortgage Trust 2015-Lc22 3.84%	0.00	415	12,832,573	2058-09-15
WELLS FARGO COMMERCIAL MORTGAGE TRUST 3.82%	0.00	415	12,800,803	2050-08-15
Wells Fargo Commercial Mortgage Trust 4.01%	0.00	415	12,822,374	2051-03-15
CITIGROUP COMMERCIAL MORTGAGE TRUST 3.62%	0.00	413	12,867,446	2047-07-10
Comm 2015-Ccre25 Mortgage Trust 3.76%	0.00	413	12,849,512	2048-08-10
Federal National Mortgage Association 3%	0.00	413	13,147,046	2034-11-01
Jpmbd Coml Mtg Sec Tr 2016-C4 3.14%	0.00	413	13,479,323	2049-12-15
MStanley Cap I Tr 3.77%	0.00	413	12,857,951	2045-03-15
Commercial Mortgage Trust 2014-Ubs4 3.69%	0.00	412	12,892,247	2047-08-10
J.P. Morgan Chase Commercial Mortgage Securities Trust 3.48%	0.00	412	12,907,862	2045-06-15
JPMBB Commercial Mortgage Securities Trust 2014-C25 3.67%	0.00	412	12,899,930	2047-11-15
Kimberly-Clark Corporation 2.75%	0.00	412	13,772,993	2026-02-15
Morgan Stanley BAML Trust 3.73%	0.00	412	12,899,692	2048-05-15
Morgan Stanley Bank of America Merrill Lynch Trust,2015-C23 3.72%	0.00	412	12,879,525	2050-07-15
Oncor Electric Delivery Company LLC 7.5%	0.00	412	9,195,084	2038-09-01
Wells Fargo Commercial Trust 2015-C30 3.66%	0.00	412	12,975,194	2048-09-15
WFRBS Coml Mtg Tr 2012-C6 3.84%	0.00	412	12,883,287	2045-04-15
COMM MORTGAGE TRUST 3.59%	0.00	411	12,929,364	2047-11-10
National Retail Properties, Inc. 3.3%	0.00	411	13,254,177	2023-04-15

# Target Date Fund 2020

**Total Stocks**  
6752

**Total Bonds**  
10626

**Total Cash**  
415

## Bond Portfolio Analysis as of 09-30-18

Security Name	Net Assets %	Market Value \$	Amount \$	Maturity Date
Citigroup ComlMtg 3.72%	0.00	410	12,971,812	2049-12-10
Commercial Mortgage 2012-Lc4 3.29%	0.00	410	12,981,331	2044-12-10
Commercial Mortgage Trust 2015-Ccre23 3.53%	0.00	410	12,980,413	2047-12-10
eBay Inc. 4%	0.00	410	15,704,301	2042-07-15
Federal Home Loan Mortgage Corporation 3.09%	0.00	410	12,964,477	2022-08-25
WELLS FARGO COMMERCIAL MORTGAGE TRUST 3.54%	0.00	410	12,983,991	2048-05-15
WFRBS COMMERCIAL MORTGAGE TRUST 3.61%	0.00	410	12,986,411	2047-11-15
Carlyle GI 2017 3.71%	0.00	408	13,024,900	2050-04-14
CCUBS COML MTG TR 2017-C1 3.31%	0.00	408	13,007,545	2050-11-15
Citigroup Commercial Mortgage Trust 3.62%	0.00	408	13,030,014	2049-02-10
Commercial Mortgage Trust 2015-Ccre23 3.5%	0.00	408	13,016,824	2048-05-10
Federal Home Loan Mortgage Corporation 5%	0.00	408	12,219,656	2040-03-01
Government National Mortgage Association 3.5%	0.00	408	12,705,468	2026-04-15
Jpmcc Commercial Mortgage Securities 3.72%	0.00	408	13,004,923	2050-03-15
Morgan Stanley BAML Trust 3.53%	0.00	408	13,016,436	2047-12-15
Owens Corning 3.4%	0.00	408	14,090,233	2026-08-15
WFRBS Commercial Mortgage Trust 2013-C14 3.34%	0.00	408	13,011,236	2046-06-15
Comm 2006-C8 Mtg 3.15%	0.00	407	13,043,865	2045-08-15
Government National Mortgage Association 4%	0.00	407	12,590,458	2041-06-20
Morgan Stanley BAML Trust 3.54%	0.00	407	13,046,746	2049-01-15
Bank 2018-Bnk10 3.69%	0.00	406	13,118,302	2061-02-15
CITIGROUP COMMERCIAL MORTGAGE TRUST 3.02%	0.00	406	13,088,495	2045-09-10
COMM 2014-LC17 MORTGAGE TRUST 3.92%	0.00	406	12,721,204	2047-10-10
Federal National Mortgage Association 3.5%	0.00	406	13,027,116	2043-01-01
GS Mortgage Securities Corp II 3.14%	0.00	406	13,110,061	2046-06-10
J.M. Smucker Company 4.38%	0.00	406	14,044,221	2045-03-15
Morgan Stanley BAML Trust 3.13%	0.00	406	13,093,117	2048-12-15
WELLS FARGO COMMERCIAL MORTGAGE TRUST 3.4%	0.00	406	13,085,251	2047-12-15
Wells Fargo Commercial Mortgage Trust 3.56%	0.00	406	13,090,559	2059-01-15
Wf-Rbs Com Mg Tst 3%	0.00	406	13,120,525	2045-08-15
WFRBS Commercial Mtg Tst 2011-C2 3.2%	0.00	406	13,080,389	2048-03-15
COMM MTG TR 2014-TWC 3.31%	0.00	404	13,146,659	2048-03-10
Federal National Mortgage Association 3.02%	0.00	404	13,141,057	2024-08-25
Federal National Mortgage Association 4.5%	0.00	404	12,454,765	2043-11-01
UBS Cml Mtg Tr 3.68%	0.00	404	13,125,566	2050-12-15
WELLS FARGO COMMERCIAL MORTGAGE TRUST 3.43%	0.00	404	13,161,544	2048-11-15
Wells Fargo Commercial Mortgage Trust 3.58%	0.00	404	13,157,132	2050-10-15
Archer-Daniels-Midland Company 3.75%	0.00	403	14,113,345	2047-09-15
Cfcre Commercial Mortgage Trust 2017-C8 3.57%	0.00	403	13,201,591	2050-06-15
Commercial Mortgage Trust 2015-Dc1 3.35%	0.00	403	13,171,753	2048-02-10
Ford Credit Auto Owner Trust 3.03%	0.00	403	12,932,098	2022-11-15
Government National Mortgage Association 5.5%	0.00	403	12,041,818	2038-07-20
GS Mortgage Securities Trust 2.94%	0.00	403	13,178,128	2046-02-10
LOS ANGELES CALIF DEPT WTR & PWR 6.57%	0.00	403	9,396,367	2045-07-01
MORGAN STANLEY BANK OF AMERICA MERRILL LYNCH TRUST 4.04%	0.00	403	12,670,208	2046-11-15
MStanley Cap I Tr 3.59%	0.00	403	13,191,048	2050-12-15
Praxair, Inc. 4.05%	0.00	403	12,678,529	2021-03-15
REGIONAL TRANSN DIST COLO 5.84%	0.00	403	10,060,075	2050-11-01
Synchrony Credit Card Master Note Trust 3.47%	0.00	403	12,931,316	2026-05-15
Ubs Coml Mtg Tr 2017 3.56%	0.00	403	13,205,093	2050-10-15
Westlake Chemical Corporation 3.6%	0.00	403	13,136,828	2022-07-15
Commercial Mortgage Trust 2017 3.51%	0.00	402	13,234,128	2050-09-10
Csail Commercial Mortgage Trust 3.5%	0.00	402	13,245,899	2049-11-15
Federal Home Loan Mortgage Corporation 2.27%	0.00	402	13,278,012	2022-03-25
Hershey Co (The) 2.3%	0.00	402	14,335,503	2026-08-15



# Target Date Fund 2020

**Total Stocks**  
6752

**Total Bonds**  
10626

**Total Cash**  
415

## Bond Portfolio Analysis as of 09-30-18

Security Name	Net Assets %	Market Value \$	Amount \$	Maturity Date
Jp Morgan Chase Coml Mtg Sec Tst 17 3.49%	0.00	402	13,241,923	2050-07-15
Packaging Corporation of America 4.5%	0.00	402	12,571,883	2023-11-01
Bank 2017-Bnk9 3.54%	0.00	401	13,259,103	2054-11-15
Citigroup Commercial Mortgage Trust 2015 3.19%	0.00	401	13,256,732	2048-04-10
Citigroup Commercial Mortgage Trust 3.33%	0.00	401	13,275,063	2049-04-15
Citigroup Commercial Mortgage Trust 3.47%	0.00	401	13,255,522	2050-10-12
Federal National Mortgage Association 2.9%	0.00	401	13,269,099	2025-01-25
Government National Mortgage Association 2.5%	0.00	401	13,767,580	2046-10-20
GS Mortgage Securities Trust 3.43%	0.00	401	13,284,476	2050-08-10
JPMBB COMMERCIAL MORTGAGE SECURITIES TRUST 3.23%	0.00	401	13,277,592	2048-10-15
Jpmcc Commercial Mortgage Securities 3.45%	0.00	401	13,288,376	2050-09-15
JPMDB Commercial Mortgage Securities Trust 2017-C7 3.41%	0.00	401	13,290,505	2050-10-15
Macy's Retail Holdings, Inc. 4.5%	0.00	401	15,722,526	2034-12-15
MORGAN STANLEY BAML TR 2015-C20 3.25%	0.00	401	13,286,806	2048-02-15
Morgan Stanley BAML Trust 3.32%	0.00	401	13,288,275	2049-05-15
Morgan Stanley BAML Trust 3.54%	0.00	401	13,253,254	2052-11-15
Puget Sound Energy Inc. 5.8%	0.00	401	10,610,452	2040-03-15
Senior Housing Properties Trust 4.75%	0.00	401	13,024,768	2024-05-01
Wells Fargo Commercial Mortgage Trust 2.92%	0.00	401	13,174,745	2045-10-15
Atmos Energy Corporation 4.12%	0.00	399	13,200,723	2044-10-15
Bank 2017 - Bnk7 3.44%	0.00	399	13,304,712	2060-09-15
Citigroup ComlMtg 3.46%	0.00	399	13,292,685	2050-09-15
Commercial Mortgage Trust 2.85%	0.00	399	13,292,938	2045-10-15
Csail Commercial Mortgage Trust 3.46%	0.00	399	13,320,528	2050-11-15
Federal National Mortgage Association 3%	0.00	399	13,378,850	2042-10-01
GEORGIA MUN ELEC AUTH 6.66%	0.00	399	10,917,579	2057-04-01
Goldman Sachs Group, Inc. 4%	0.00	399	12,879,106	2024-03-03
LB-UBS Commercial Mortgage Trust 3.47%	0.00	399	13,300,092	2050-11-15
PacifiCorp 6.25%	0.00	399	10,249,737	2037-10-15
WELLS FARGO COMMERCIAL MORTGAGE TRUST 3.17%	0.00	399	13,319,103	2048-02-15
Wells Fargo Commercial Mortgage Trust 3.47%	0.00	399	13,294,865	2050-11-15
WFRBS COMMERCIAL MORTGAGE TRUST 4.04%	0.00	399	12,653,476	2047-03-15
Canadian National Railway Company 2.85%	0.00	398	13,102,581	2021-12-15
CFCRE Commercial Mortgage Trust 3.28%	0.00	398	13,359,337	2058-05-10
Dbjpm Mtg Tr 2017-C6 3.33%	0.00	398	13,364,614	2050-06-10
Federal Home Loan Mortgage Corporation 5%	0.00	398	12,201,529	2041-04-01
Federal National Mortgage Association 2.89%	0.00	398	13,360,156	2025-05-25
Federal National Mortgage Association 2.94%	0.00	398	13,337,250	2026-01-25
Ford Credit Auto Owner Trust 2.01%	0.00	398	13,106,110	2022-03-15
Government National Mortgage Association 4.5%	0.00	398	12,335,050	2044-01-20
MUFG Americas Holdings Corp 2.25%	0.00	398	13,091,294	2020-02-10
Oesterreichische Kontrollbank Aktiengesellschaft 1.75%	0.00	398	13,111,374	2020-01-24
TIME WARNER INC. 3.88%	0.00	398	13,316,595	2026-01-15
Wells Fargo Commercial Mortgage Trust 3.42%	0.00	398	13,354,525	2050-09-15
Citygroup Commercial Mortgage 2015-P1 3.21%	0.00	397	13,387,564	2049-05-10
Federal National Mortgage Association 2.18%	0.00	397	13,413,173	2022-11-25
Government National Mortgage Association 2.5%	0.00	397	13,248,065	2027-04-20
Government National Mortgage Association 3.5%	0.00	397	12,935,839	2042-05-15
Government National Mortgage Association 4%	0.00	397	12,590,592	2041-12-20
Impac CMB Trust 2.84%	0.00	397	13,231,468	2047-12-15
United Health Group Incorporated 2.75%	0.00	397	13,322,065	2023-02-15
AGL Capital Corporation 5.88%	0.00	395	11,329,070	2041-03-15
Bank Amer Merrill Lynch Commercial Mortgage Trust 2015-Ubs7 3.17%	0.00	395	13,432,509	2049-07-15
Consolidated Edison, Inc. 2%	0.00	395	13,376,344	2021-05-15
Federal Home Loan Mortgage Corporation 4.5%	0.00	395	12,391,723	2041-10-01

# Target Date Fund 2020

**Total Stocks**  
6752

**Total Bonds**  
10626

**Total Cash**  
415

## Bond Portfolio Analysis as of 09-30-18

Security Name	Net Assets %	Market Value \$	Amount \$	Maturity Date
Federal National Mortgage Association 2.8%	0.00	395	13,430,024	2025-06-25
Federal Home Loan Mortgage Corporation 4%	0.00	395	57,050,288	2040-12-01
Federal Home Loan Mortgage Corporation 2.5%	0.00	394	13,371,197	2030-11-01
Federal National Mortgage Association 2.59%	0.00	394	13,500,888	2024-12-25
Federal National Mortgage Association 3.5%	0.00	394	13,049,324	2045-11-01
PacifiCorp 4.1%	0.00	394	13,187,051	2042-02-01
Teco Finance Inc 5.15%	0.00	394	12,630,277	2020-03-15
CSX Corporation 3.7%	0.00	393	12,891,317	2023-11-01
Federal National Mortgage Association 3.15%	0.00	393	13,519,377	2028-03-25
International Flavors & Fragrances Inc. 5%	0.00	393	12,884,464	2048-09-26
Pepsico Capital Resources, Inc. 5.5%	0.00	393	10,919,011	2040-01-15
Federal Home Loan Mortgage Corporation 4.5%	0.00	392	12,387,493	2040-02-01
Federal National Mortgage Association 3.56%	0.00	392	12,800,839	2021-09-25
PNC Financial Services Group Inc 2.85%	0.00	392	13,315,876	2022-11-09
Federal National Mortgage Association 3.04%	0.00	390	13,600,684	2027-09-25
Federal National Mortgage Association 5%	0.00	390	12,158,750	2039-09-01
GS Mortgage Securities Trust 2016-GS4 3.92%	0.00	390	13,634,170	2049-11-10
Public Service Company of Colorado 6.5%	0.00	390	10,028,021	2038-08-01
Tyco Electronics Group SA 7.12%	0.00	390	9,731,647	2037-10-01
Consolidated Edison Company of New York, Inc. 3.3%	0.00	389	13,200,952	2024-12-01
Federal National Mortgage Association 2.88%	0.00	389	13,646,113	2027-02-25
Government National Mortgage Association 6%	0.00	389	11,729,322	2033-12-20
Analog Devices Inc. 2.95%	0.00	388	13,035,649	2021-01-12
Federal Home Loan Mortgage Corporation 5%	0.00	388	12,163,391	2040-02-01
Federal National Mortgage Association 2.31%	0.00	388	13,722,253	2023-10-25
Federal National Mortgage Association 4.5%	0.00	388	12,416,964	2040-11-01
Jpmcc 2016-Jp3 2.87%	0.00	388	13,717,607	2049-08-15
Macy's, Inc. 6.38%	0.00	388	13,160,869	2037-03-15
METROPOLITAN TRANSN AUTH N Y 6.81%	0.00	388	9,800,058	2040-11-15
NEW JERSEY ST TRANSN TR FD AUTH 5.75%	0.00	388	11,753,421	2028-12-15
Northwestern University 4.64%	0.00	388	11,758,376	2044-12-01
SANTA CLARA VY CALIF TRANSN AUTH 5.88%	0.00	388	11,171,923	2032-04-01
American Honda Finance Corporation 2.45%	0.00	386	13,073,410	2020-09-24
Duke Energy Progress Inc 4.38%	0.00	386	12,744,801	2044-03-30
Federal National Mortgage Association 5%	0.00	386	12,223,159	2038-02-01
Government National Mortgage Association 4.5%	0.00	386	12,334,336	2043-12-20
Government National Mortgage Association 5.5%	0.00	386	11,951,582	2038-06-15
Gs Mortgage Securities Trust 2015-Gc32 2.85%	0.00	386	13,759,746	2049-10-10
Jpmcc 2016-Jp4 3.65%	0.00	386	13,061,898	2049-12-15
Kohls Corporation 5.55%	0.00	386	13,454,323	2045-07-17
AmerisourceBergen Corporation 3.25%	0.00	385	13,555,872	2025-03-01
Citygroup Commercial Mortgage 2015-P1 2.83%	0.00	385	13,816,809	2049-08-10
Federal National Mortgage Association 5%	0.00	385	12,170,705	2034-03-01
Government National Mortgage Association 4%	0.00	385	12,670,876	2042-04-20
Morgan Stanley BAML Trust 2.86%	0.00	385	13,819,549	2049-09-15
Puget Sound Energy Inc. 6.27%	0.00	385	10,323,889	2037-03-15
United Technologies Corporation 3.75%	0.00	385	14,764,691	2046-11-01
Vale Overseas Limited 4.38%	0.00	385	12,825,404	2022-01-11
Commercial Mortgage Trust 4.38%	0.00	384	12,481,923	2045-07-10
Federal National Mortgage Association 2.75%	0.00	384	12,215,097	2042-01-01
Government National Mortgage Association 4%	0.00	384	12,625,721	2041-02-15
Maxim Integrated Products, Inc. 3.38%	0.00	384	13,168,124	2023-03-15
MStanley Cap I Tr 2.78%	0.00	384	13,849,866	2049-08-15
Amgen Inc. 5.75%	0.00	382	11,592,308	2040-03-15
Cd 2016-Cd1 Mortgage Trust 2.72%	0.00	382	13,877,884	2049-08-10

# Target Date Fund 2020

		Total Stocks 6752	Total Bonds 10626	Total Cash 415
<b>Bond Portfolio Analysis</b> as of 09-30-18				
Security Name	Net Assets %	Market Value \$	Amount \$	Maturity Date
Federal National Mortgage Association 2.49%	0.00	382	13,884,132	2026-05-25
Federal National Mortgage Association 2.5%	0.00	382	13,879,432	2026-09-25
Federal National Mortgage Association 2.5%	0.00	382	13,605,375	2036-12-01
Ford Credit Floorplan Master Owner Trust A 2.48%	0.00	382	13,380,277	2024-09-15
LOUISVILLE & JEFFERSON CNTY KY MET SWR DIST 6.25%	0.00	382	9,913,735	2043-05-15
Sumitomo Mitsui Banking Corporation 2.45%	0.00	382	13,040,310	2020-01-16
Sunoco Logistics Partners Operations L.P. 6.1%	0.00	382	12,248,799	2042-02-15
Federal National Mortgage Association 2.57%	0.00	381	13,949,266	2026-12-25
Bbcms Mr 2017-C1 3.67%	0.00	380	13,087,755	2050-02-15
Federal Home Loan Mortgage Corporation 4.5%	0.00	380	12,384,733	2041-03-01
Federal National Mortgage Association 2.53%	0.00	380	13,977,408	2026-09-25
System Energy Resources, Inc. 4.1%	0.00	380	12,889,376	2023-04-01
World Finl Network Credit Card Tst 2.31%	0.00	380	13,174,556	2024-08-15
Federal Home Loan Mortgage Corporation 6%	0.00	379	11,673,642	2038-02-01
Federal National Mortgage Association 2.37%	0.00	379	14,022,684	2026-07-25
Government National Mortgage Association 3.5%	0.00	379	12,954,195	2043-03-20
Government National Mortgage Association 4%	0.00	379	12,594,591	2042-08-20
Masco Corporation 4.5%	0.00	379	15,040,537	2047-05-15
Williams Partners LP / Williams Partners Finance Corporation 5.4%	0.00	379	12,539,560	2044-03-04
Federal National Mortgage Association 3.5%	0.00	377	12,849,257	2026-10-01
Florida Power & Light Company 4.05%	0.00	377	13,080,468	2042-06-01
Mead Johnson Nutrition Company 5.9%	0.00	377	10,893,797	2039-11-01
The Estee Lauder Companies Inc. 2.35%	0.00	377	13,400,704	2022-08-15
21st Century Fox America, Inc. 7.85%	0.00	376	8,867,297	2039-03-01
Analog Devices Inc. 5.3%	0.00	376	12,094,061	2045-12-15
Government National Mortgage Association 3%	0.00	376	13,239,491	2043-03-15
Government National Mortgage Association 4.5%	0.00	376	12,387,953	2039-08-15
Hospitality Properties Trust 4.25%	0.00	376	12,825,900	2021-02-15
Federal National Mortgage Association 4%	0.00	375	12,701,131	2041-12-01
Federal National Mortgage Association 4%	0.00	375	12,700,523	2040-03-01
Federal National Mortgage Association 5%	0.00	375	12,181,340	2035-08-01
Federal National Mortgage Association 5.5%	0.00	375	11,917,746	2034-01-01
Government National Mortgage Association 2.5%	0.00	375	13,316,570	2030-06-20
HCP Inc 4.25%	0.00	375	12,889,803	2023-11-15
Rio Tinto Alcan Inc. 5.75%	0.00	375	11,161,107	2035-06-01
Suncor Energy Inc. 6.85%	0.00	375	10,132,401	2039-06-01
The Boeing Company 6.12%	0.00	375	10,533,796	2033-02-15
Benchmark Mortgage Trust 3.66%	0.00	373	12,811,024	2051-02-15
Parker-Hannifin Corporation 6.25%	0.00	373	10,358,796	2038-05-15
QUALCOMM Incorporated 4.65%	0.00	373	12,724,427	2035-05-20
Canadian Pacific Railway Company 4.45%	0.00	372	12,561,861	2023-03-15
Federal Home Loan Mortgage Corporation 4.5%	0.00	372	12,386,218	2040-09-01
Federal Home Loan Mortgage Corporation 5.5%	0.00	372	11,978,641	2037-04-01
Federal National Mortgage Association 2.5%	0.00	372	13,291,465	2028-01-01
Impac CMB Trust 2.83%	0.00	372	13,210,901	2045-10-15
NEW YORK N Y CITY MUN WTR FIN AUTH 5.88%	0.00	372	10,186,017	2044-06-15
United Technologies Corporation 5.7%	0.00	371	11,288,224	2040-04-15
Comm 2016-Dc2 3.76%	0.00	370	12,923,515	2049-02-10
Federal Home Loan Mortgage Corporation 2.5%	0.00	370	13,394,682	2030-10-01
Orange S.A. 4.12%	0.00	370	12,631,144	2021-09-14
PPL Electric Utilities Corporation 6.25%	0.00	370	10,268,913	2039-05-15
World Finl Network Credit Card Tst 3.07%	0.00	370	13,006,056	2024-12-16
Burlington Northern Santa Fe LLC 4.7%	0.00	368	12,694,088	2019-10-01
Commercial Mortgage Trust 2013-CR 4.05%	0.00	368	12,595,369	2046-10-10
Federal Home Loan Banks 1.75%	0.00	368	13,159,270	2020-06-12

# Target Date Fund 2020

		Total Stocks 6752	Total Bonds 10626	Total Cash 415
<b>Bond Portfolio Analysis</b> as of 09-30-18				
Security Name	Net Assets %	Market Value \$	Amount \$	Maturity Date
Federal National Mortgage Association 6%	0.00	368	11,827,872	2037-11-01
Ford Credit Auto Owner Trust 1.69%	0.00	368	13,123,569	2021-11-15
Sempra Energy 2.88%	0.00	368	13,326,847	2022-10-01
Federal Home Loan Banks 1.95%	0.00	367	13,200,382	2020-11-05
Federal Home Loan Mortgage Corporation 4.5%	0.00	367	12,394,108	2039-10-01
Federal Home Loan Mortgage Corporation 5%	0.00	367	12,178,316	2034-05-01
J.P. Morgan Chase Commercial Mortgage Securities Trust 3.8%	0.00	367	12,783,434	2047-07-15
McDonald's Corporation 6.3%	0.00	367	10,748,194	2038-03-01
Newmont Mining Corporation 5.88%	0.00	367	11,671,316	2035-04-01
Florida Power & Light Company 5.65%	0.00	366	11,084,482	2037-02-01
Government National Mortgage Association 3.5%	0.00	366	12,905,116	2041-10-20
Bank Amer Merrill Lynch Commercial Mortgage Trust 2015-Ubs7 2.72%	0.00	364	13,134,201	2049-07-15
BorgWarner Inc. 4.38%	0.00	364	13,713,210	2045-03-15
Capital One Multi Asset Execution Trust 2.05%	0.00	364	13,190,145	2023-08-15
Deutsche Bank Commercial Mortgage Trust 3.28%	0.00	364	13,289,656	2049-05-10
Federal Home Loan Mortgage Corporation 3.5%	0.00	364	12,870,017	2034-02-01
Government National Mortgage Association 4%	0.00	364	12,623,284	2040-09-15
Government National Mortgage Association 6%	0.00	364	11,692,751	2037-07-20
Pioneer Natural Resources Company 3.95%	0.00	364	12,816,508	2022-07-15
Charter Communications Operating, LLC/Charter Communications Operating Capi	0.00	363	12,842,903	2024-02-01
Federal Home Loan Mortgage Corporation 5%	0.00	363	12,163,644	2039-11-01
Federal National Mortgage Association 1.38%	0.00	363	13,384,699	2021-02-26
Old Republic International Corporation 3.88%	0.00	363	13,511,560	2026-08-26
Wells Fargo Commercial Mortgage Trust 3.24%	0.00	363	13,144,607	2045-12-15
Discover Card Execution Note Trust 2.39%	0.00	362	13,264,845	2024-07-15
Ecolab Inc. 3.25%	0.00	362	13,489,764	2027-12-01
Southern California Gas Company 3.75%	0.00	362	13,860,254	2042-09-15
Toyota Auto Receivables 2017-D 1.93%	0.00	362	13,143,760	2022-01-18
California Institute of Technology 4.7%	0.00	361	12,629,921	—
DALLAS TEX AREA RAPID TRAN 5.02%	0.00	361	11,155,878	2048-12-01
Federal National Mortgage Association 5%	0.00	361	12,149,839	2040-11-01
Federal National Mortgage Association 6%	0.00	361	11,730,943	2040-10-01
Government National Mortgage Association 4%	0.00	361	12,591,081	2040-11-20
Illinois Tool Works Inc. 4.88%	0.00	361	11,799,104	2041-09-15
American Campus Communities Operating Partnership, L.P. 4.12%	0.00	359	13,022,829	2024-07-01
Burlington Northern Santa Fe LLC 3.75%	0.00	359	12,777,381	2024-04-01
Government National Mortgage Association 4%	0.00	359	12,606,371	2044-01-20
Berkshire Hathaway Energy Company 5.95%	0.00	358	10,922,420	2037-05-15
Government National Mortgage Association 5.5%	0.00	357	11,993,301	2034-11-20
Kinder Morgan Energy Partners LP 7.75%	0.00	357	10,440,407	2032-03-15
Molson Coors Brewing Company 4.2%	0.00	357	14,583,420	2046-07-15
Oncor Electric Delivery Company LLC 5.25%	0.00	357	11,308,916	2040-09-30
Public Service Company of Colorado 4.3%	0.00	357	12,785,161	2044-03-15
Citibank Credit Card Issuance Trust 3.29%	0.00	355	12,931,365	2025-05-23
OREGON ST DEPT TRANSN 5.83%	0.00	355	10,691,463	2034-11-15
Anthem Inc 4.65%	0.00	354	13,125,681	2043-01-15
Federal Home Loan Mortgage Corporation 5.5%	0.00	354	11,938,120	2033-02-01
Federal National Mortgage Association 4.5%	0.00	354	12,453,085	2024-09-01
Starbucks Corporation 4.3%	0.00	354	13,630,557	2045-06-15
Stryker Corporation 4.1%	0.00	354	13,914,639	2043-04-01
World Finl Network Credit Card Tst 2.55%	0.00	354	13,087,906	2024-06-17
Federal Home Loan Mortgage Corporation 4%	0.00	353	12,684,962	2041-01-01
Federal National Mortgage Association 4.5%	0.00	353	12,416,963	2040-10-01
Bristol-Myers Squibb Company 3.25%	0.00	351	13,265,375	2027-02-27
Camden Property Trust 2.95%	0.00	351	13,293,941	2022-12-15

# Target Date Fund 2020

**Total Stocks**  
6752

**Total Bonds**  
10626

**Total Cash**  
415

## Bond Portfolio Analysis as of 09-30-18

Security Name	Net Assets %	Market Value \$	Amount \$	Maturity Date
Federal Home Loan Mortgage Corporation 3.5%	0.00	351	12,909,709	2036-06-01
Federal Home Loan Mortgage Corporation 5%	0.00	351	12,173,188	2041-05-01
Federal Home Loan Mortgage Corporation 5.5%	0.00	351	11,942,700	2034-02-01
Federal National Mortgage Association 5.5%	0.00	351	11,921,707	2037-03-01
Aon plc 6.25%	0.00	350	10,836,055	2040-09-30
Federal National Mortgage Association 4.5%	0.00	350	12,427,314	2041-03-01
Ford Motor Credit Company LLC 3.22%	0.00	350	13,360,591	2022-01-09
OHIO ST UNIV 4.8%	0.00	350	12,040,356	—
Toyota Motor Credit Corporation 1.9%	0.00	350	13,338,416	2021-04-08
Canadian Natural Resources Limited 6.5%	0.00	349	10,887,952	2037-02-15
CenterPoint Energy Resources Corp. 5.85%	0.00	349	11,190,646	2041-01-15
Consolidated Edison Company of New York, Inc. 3.95%	0.00	349	13,502,034	2043-03-01
Federal Home Loan Mortgage Corporation 6.75%	0.00	349	9,883,845	2029-09-15
Jefferies Group LLC 5.12%	0.00	349	12,496,964	2023-01-20
Kimberly-Clark Corporation 2.15%	0.00	349	13,149,815	2020-08-15
AmerisourceBergen Corporation 4.25%	0.00	348	14,530,677	2045-03-01
Gilead Sciences, Inc. 3.25%	0.00	348	12,985,771	2022-09-01
J.P. Morgan Chase Commercial Mortgage Securities Trust 3.51%	0.00	348	12,897,318	2045-05-15
Amgen Inc. 1.85%	0.00	346	13,466,299	2021-08-19
AT&T Inc 5.15%	0.00	346	13,388,095	2042-03-15
Autozone, Inc. 2.5%	0.00	346	13,265,513	2021-04-15
FiServ Inc. 4.62%	0.00	346	12,565,097	2020-10-01
Kimberly-Clark Corporation 5.3%	0.00	346	11,167,539	2041-03-01
Parker-Hannifin Corporation 3.25%	0.00	346	13,471,335	2027-03-01
Philip Morris International Inc. 2.62%	0.00	346	13,475,366	2023-03-06
Federal National Mortgage Association 5.5%	0.00	345	11,974,162	2034-01-01
Government National Mortgage Association 2.5%	0.00	345	13,320,966	2027-08-15
Lockheed Martin Corporation 2.9%	0.00	345	13,512,056	2025-03-01
Mitsubishi UFJ Financial Group, Inc. 2.95%	0.00	345	13,101,246	2021-03-01
Barclays Dryrock Issuance Trust 2.2%	0.00	344	13,064,038	2022-12-15
Baxter International, Inc. 1.7%	0.00	344	13,576,943	2021-08-15
European Investment Bank 1.62%	0.00	344	13,152,710	2020-03-16
Federal National Mortgage Association 4%	0.00	344	12,789,822	2047-10-01
MetLife Inc. 5.7%	0.00	344	11,262,184	2035-06-15
Province of British Columbia 7.25%	0.00	344	8,722,976	2036-09-01
Federal National Mortgage Association 4%	0.00	342	12,699,305	2029-12-01
International Business Machines Corporation 2.88%	0.00	342	13,199,104	2022-11-09
Morgan Stanley 7.25%	0.00	342	10,129,754	2032-04-01
Republic Services, Inc. 3.2%	0.00	342	13,430,065	2025-03-15
21st Century Fox America, Inc. 7.75%	0.00	341	8,437,512	2045-12-01
BENCHMARK MORTGAGE TRUST 4.26%	0.00	341	12,472,990	2051-11-10
Cincinnati Financial Corporation 6.12%	0.00	341	11,132,512	2034-11-01
ABB Finance (USA) Inc. 4.38%	0.00	340	12,735,266	2042-05-08
Commercial Mortgage Trust 2017 3.46%	0.00	340	13,288,771	2050-08-15
Federal National Mortgage Association 2.29%	0.00	340	14,092,288	2026-06-25
Government National Mortgage Association 5%	0.00	340	12,208,730	2043-10-20
Virgin Media Finance PLC 6.38%	0.00	340	2,747,930	2023-04-15
Cummins Inc. 4.88%	0.00	339	11,875,395	2043-10-01
Government National Mortgage Association 4.5%	0.00	339	12,315,708	2040-11-15
McDonald's Corporation 3.62%	0.00	339	15,019,632	2043-05-01
Commercial Mortgage Trust 4.05%	0.00	337	12,616,245	2047-04-10
Federal Home Loan Mortgage Corporation 5%	0.00	337	12,161,315	2039-12-01
Federal National Mortgage Association 4%	0.00	337	12,700,435	2041-03-01
Georgia Power Company 3.25%	0.00	337	13,853,176	2027-03-30
Gm Financial Automobile Leasing Trust 2.61%	0.00	337	12,998,031	2021-01-20

# Target Date Fund 2020

**Total Stocks**  
6752

**Total Bonds**  
10626

**Total Cash**  
415

## Bond Portfolio Analysis as of 09-30-18

Security Name	Net Assets %	Market Value \$	Amount \$	Maturity Date
Mercedes-Benz Auto Lease Trust 2011-A 2.41%	0.00	337	12,994,799	2021-02-16
PPL Electric Utilities Corporation 4.75%	0.00	337	12,125,869	2043-07-15
Apple Inc. 3.35%	0.00	336	13,209,295	2027-02-09
Archer-Daniels-Midland Company 2.5%	0.00	336	14,132,890	2026-08-11
Burlington Northern Santa Fe LLC 5.4%	0.00	336	11,284,040	2041-06-01
Federal Home Loan Mortgage Corporation 3.99%	0.00	336	12,678,842	2033-05-25
Federal National Mortgage Association 3.2%	0.00	336	13,422,206	2027-11-25
Government National Mortgage Association 5%	0.00	336	12,169,827	2039-06-15
JP Morgan Chase Commercial Mortgage Securities Trust 2013-C13 3.99%	0.00	336	12,659,613	2046-01-15
McDonald's Corporation 4.7%	0.00	336	12,430,699	2035-12-09
Pacific Gas and Electric Company 4.25%	0.00	336	12,734,927	2021-05-15
Plains All American Pipeline L.P./PAA Finance Corp. 4.7%	0.00	336	14,346,744	2044-06-15
Suncor Energy Inc. 5.95%	0.00	336	11,283,016	2034-12-01
Wells Fargo Commercial Mortgage Trust 4.21%	0.00	336	12,643,881	2051-05-15
Dominion Energy Gas Holdings LLC 2.5%	0.00	335	13,020,088	2019-12-15
Dover Corporation 6.6%	0.00	335	10,427,435	2038-03-15
Enbridge Energy Partners L.P. 4.2%	0.00	335	12,768,413	2021-09-15
GRAND PARKWAY TRANSN CORP TEX SYS 5.18%	0.00	335	11,317,673	2042-10-01
MORGAN STANLEY BANK OF AMERICA MERRILL LYNCH TRUST 4.05%	0.00	335	12,682,072	2047-04-15
Realty Income Corporation 5.88%	0.00	335	11,325,610	2035-03-15
America Movil S.A.B. de C.V. 6.12%	0.00	333	10,928,869	2040-03-30
Federal Home Loan Mortgage Corporation 3.99%	0.00	333	12,751,213	2033-08-25
Federal National Mortgage Association 2.16%	0.00	333	13,551,587	2023-10-25
Jefferies Group LLC 6.5%	0.00	333	12,547,861	2043-01-20
JPMBB Commercial Mortgage Securities Trust 2013-C15 4.13%	0.00	333	12,579,918	2045-11-15
Telefonica Emisiones S.A.U. 5.46%	0.00	333	12,376,160	2021-02-16
Federal National Mortgage Association 5%	0.00	332	12,144,628	2040-08-01
Morgan Stanley Bank of America Merrill Lynch Trust 2014-C17 3.74%	0.00	332	12,816,455	2047-08-15
Principal Financial Group 3.3%	0.00	332	13,115,514	2022-09-15
Rio Tinto Finance (USA) plc 4.12%	0.00	332	13,203,667	2042-08-21
Appalachian Power Company 7%	0.00	331	9,919,186	2038-04-01
Benchmark Mortgage Trust 3.57%	0.00	331	12,853,209	2051-01-15
Conagra Brands Inc 3.25%	0.00	331	13,156,815	2022-09-15
CSAIL 2015-C4 Commercial Mortgage Trust 3.81%	0.00	331	12,871,605	2048-11-15
Federal National Mortgage Association 4%	0.00	331	12,692,743	2041-12-01
Gm Finl Auto Lease Tr 2018 3.06%	0.00	331	12,913,094	2021-06-21
Prudential Financial, Inc. 4.6%	0.00	331	12,835,204	2044-05-15
Csail Commercial Mortgage Trust 3.76%	0.00	330	12,920,161	2048-11-15
Government National Mortgage Association 4%	0.00	330	12,609,159	2041-04-15
Government National Mortgage Association 4.5%	0.00	330	12,330,099	2041-08-20
Duke Energy Florida, Inc 6.4%	0.00	328	10,082,766	2038-06-15
Federal National Mortgage Association 6%	0.00	328	11,744,833	2035-05-01
Jpmcc Commercial Mortgage Securities 2.82%	0.00	328	13,755,927	2049-08-15
National Rural Utilities Cooperative Finance Corporation 3.25%	0.00	328	13,275,198	2025-11-01
SALT RIV PROJ ARIZ AGRIC IMPT & PWR DIST 4.84%	0.00	328	11,539,109	2041-01-01
The Allstate Corporation 4.5%	0.00	328	12,701,311	2043-06-15
Visa Inc 3.65%	0.00	328	13,872,958	2047-09-15
AHS Hospital Corp 5.02%	0.00	327	11,613,684	2045-07-01
Federal Home Loan Mortgage Corporation 2.5%	0.00	327	13,301,396	2028-02-01
Goldcorp Inc 5.45%	0.00	327	12,453,296	2044-06-09
Government National Mortgage Association 4.5%	0.00	327	12,382,041	2040-02-15
Government National Mortgage Association 5%	0.00	327	12,165,827	2039-02-15
Government National Mortgage Association 5.5%	0.00	327	11,993,797	2035-01-20
Juniper Networks 5.95%	0.00	327	13,005,246	2041-03-15
McDonald's Corporation 4.6%	0.00	327	12,863,496	2045-05-26

# Target Date Fund 2020

**Total Stocks**  
6752

**Total Bonds**  
10626

**Total Cash**  
415

## Bond Portfolio Analysis as of 09-30-18

Security Name	Net Assets %	Market Value \$	Amount \$	Maturity Date
Public Service Electric and Gas Company 1.9%	0.00	327	13,322,230	2021-03-15
Southern California Gas Company 5.12%	0.00	327	11,584,580	2040-11-15
Cardinal Health, Inc. 4.5%	0.00	326	14,494,920	2044-11-15
Federal National Mortgage Association 2.5%	0.00	326	13,282,608	2027-06-01
Government National Mortgage Association 4%	0.00	326	12,618,192	2025-09-20
Morgan Stanley Capital I Trust 2015-Ms1 3.51%	0.00	326	13,090,873	2048-05-15
Federal Home Loan Mortgage Corporation 3.5%	0.00	324	13,026,513	2042-06-01
Sysco Corporation 4.5%	0.00	324	13,125,263	2046-04-01
Bank of New York Mellon Corporation 2.2%	0.00	323	13,761,601	2023-08-16
Bristol-Myers Squibb Company 3.25%	0.00	323	15,047,512	2042-08-01
Csail Commercial Mortgage Trust 3.4%	0.00	323	13,140,487	2050-11-15
Federal National Mortgage Association 3.5%	0.00	323	12,849,316	2026-12-01
Gm Finl Consumer Automobile Receivables Tr 2018 3.02%	0.00	323	12,946,349	2023-05-16
NEW YORK N Y 5.85%	0.00	323	10,571,401	2040-06-01
Wells Fargo Commercial Mortgage Trust 3.59%	0.00	323	13,187,291	2050-12-15
Barrick International (Barbados) Corp 6.35%	0.00	322	11,197,963	2036-10-15
Devon Energy Corporation 7.95%	0.00	322	10,244,628	2032-04-15
Pepsico Capital Resources, Inc. 3.45%	0.00	322	14,330,003	2046-10-06
Ubs Barclays Commercial Mortgage Trust 3.49%	0.00	322	13,236,126	2050-08-15
Citigroup Commercial Mortgage Trust 3.31%	0.00	320	13,296,032	2049-04-10
Duke Energy Florida Project Finance, LLC 2.54%	0.00	320	14,221,066	2029-09-01
Ecolab Inc. 3.25%	0.00	320	13,096,304	2023-01-14
Federal National Mortgage Association 4.5%	0.00	320	12,503,381	2047-05-01
Government National Mortgage Association 5.5%	0.00	320	12,027,477	2040-03-15
Gs Mortgage Securities Tr 2017-Gs6 3.43%	0.00	320	13,243,797	2050-05-10
Baxalta Incorporated 5.25%	0.00	319	12,030,590	2045-06-23
Carmax Auto Owner Trust 1.97%	0.00	319	13,099,186	2022-04-15
Carmax Auto Owner Trust 2.48%	0.00	319	13,072,475	2022-11-15
Commercial Mortgage Trust 3.61%	0.00	319	12,843,731	2046-06-10
Honda Auto Recv 2017-2 1.68%	0.00	319	13,085,911	2021-08-16
Honda Auto Recv 2017-4 2.05%	0.00	319	13,073,661	2021-11-22
Kansas City Southern 4.3%	0.00	319	13,759,550	2043-05-15
Nucor Corporation 5.2%	0.00	319	11,881,951	2043-08-01
Quest Diagnostics Incorporated 4.7%	0.00	319	13,315,243	2045-03-30
Toyota Auto Receivables Owner Tr 1.76%	0.00	319	13,066,859	2021-07-15
Caterpillar Inc 4.3%	0.00	318	12,490,793	2044-05-15
DALLAS CNTY TEX HOSP DIST 5.62%	0.00	318	10,736,348	2044-08-15
Nissan Auto Receiv 2.12%	0.00	318	13,112,489	2022-04-18
Philip Morris International Inc. 4.88%	0.00	318	12,667,104	2043-11-15
Stryker Corporation 4.38%	0.00	318	13,389,037	2044-05-15
Enable Midstream Partners LP 5%	0.00	317	14,354,928	2044-05-15
Federal National Mortgage Association 5.5%	0.00	317	11,890,656	2034-02-01
Government National Mortgage Association 3%	0.00	315	13,285,371	2042-09-15
GS MORTGAGE SECURITIES TRUST 2016-G 3.05%	0.00	315	13,509,877	2049-05-10
Ingersoll-Rand Luxembourg Finance S.A. 4.65%	0.00	315	12,770,064	2044-11-01
Nevada Power Company 6.75%	0.00	315	10,103,081	2037-07-01
Plains All American Pipeline L.P./PAA Finance Corp. 5.15%	0.00	315	13,708,818	2042-06-01
Federal Home Loan Mortgage Corporation 4.5%	0.00	314	12,461,329	2035-04-01
Government National Mortgage Association 3.5%	0.00	314	12,921,032	2043-12-20
Macy's Retail Holdings, Inc. 5.12%	0.00	314	15,369,713	2042-01-15
NUTRIEN LTD 5.62%	0.00	314	12,071,577	2040-12-01
SAN ANTONIO TEX 4.43%	0.00	314	12,090,944	2042-02-01
COMM MORTGAGE TRUST 3.83%	0.00	313	12,760,539	2047-07-15
Federal Home Loan Mortgage Corporation 4.5%	0.00	313	12,384,724	2040-09-01
Federal Home Loan Mortgage Corporation 6%	0.00	313	11,704,593	2037-08-01

# Target Date Fund 2020

**Total Stocks**  
6752

**Total Bonds**  
10626

**Total Cash**  
415

## Bond Portfolio Analysis as of 09-30-18

Security Name	Net Assets %	Market Value \$	Amount \$	Maturity Date
Federal National Mortgage Association 2.72%	0.00	313	13,142,186	2022-02-25
Government National Mortgage Association 5.5%	0.00	313	11,944,357	2033-04-15
KeyCorp 5.1%	0.00	313	12,421,154	2021-03-24
Express Scripts Holding Co 4.75%	0.00	311	12,519,333	2021-11-15
Primerica, Inc. 4.75%	0.00	311	12,521,054	2022-07-15
Citigroup Commercial Mortgage Trust 2.94%	0.00	310	13,703,582	2049-10-10
Commercial Mortgage Trust 2015-LC23 3.77%	0.00	310	12,844,634	2048-10-10
Federal Home Loan Mortgage Corporation 5%	0.00	310	12,171,155	2035-10-01
Quest Diagnostics Incorporated 2.5%	0.00	310	13,064,026	2020-03-30
Tennessee Valley Authority 5.5%	0.00	310	10,327,000	2038-06-15
Wfcm 2016-Lc24 2.94%	0.00	310	13,724,900	2049-10-15
Brown-Forman Corporation 4.5%	0.00	309	12,289,236	2045-07-15
Comm 2015-Ccre24 Mortgage Trust 3.7%	0.00	309	12,882,620	2048-08-10
Federal National Mortgage Association 4.5%	0.00	309	12,406,666	2039-06-01
Federal National Mortgage Association 4.5%	0.00	309	12,396,683	2029-09-01
General Dynamics Corporation 3.6%	0.00	309	13,703,014	2042-11-15
Ingersoll-Rand Global Holdings Company Limited 4.25%	0.00	309	12,628,133	2023-06-15
Pepsico Capital Resources, Inc. 1.85%	0.00	309	13,130,282	2020-04-30
Western Massachusetts Electric Company 3.5%	0.00	309	12,878,567	2021-09-15
Baxter International, Inc. 3.5%	0.00	308	15,400,248	2046-08-15
Federal Home Loan Mortgage Corporation 5.5%	0.00	308	11,956,376	2038-01-01
Federal Home Loan Mortgage Corporation 6%	0.00	308	11,681,245	2035-12-01
Oncor Electric Delivery Company LLC 4.1%	0.00	308	12,646,722	2022-06-01
Philip Morris International Inc. 4.12%	0.00	308	12,637,953	2021-05-17
Union Pacific Corporation 3.88%	0.00	308	14,692,632	2055-02-01
Federal Home Loan Mortgage Corporation 6%	0.00	306	11,684,743	2032-02-01
Federal National Mortgage Association 5%	0.00	306	12,167,886	2033-07-01
HSBC Holdings plc 5.25%	0.00	306	12,393,651	2044-03-14
Federal National Mortgage Association 3%	0.00	305	13,146,991	2033-06-01
Honda Auto Recv 2018 2.64%	0.00	305	13,013,549	2022-02-15
Piedmont Natural Gas Company, Inc. 4.65%	0.00	305	12,415,553	2043-08-01
Tennessee Valley Authority 6.75%	0.00	305	10,589,206	2025-11-01
Government National Mortgage Association 5.5%	0.00	304	11,993,191	2034-04-20
GS Mortgage Securities Trust 2016-GS4 2.9%	0.00	304	13,136,632	2049-11-10
Walgreens Boots Alliance, Inc. 4.65%	0.00	304	13,509,836	2046-06-01
Wisconsin Public Service Corporation 4.75%	0.00	304	11,977,582	2044-11-01
Boston Properties, Inc. 3.85%	0.00	302	12,868,747	2023-02-01
CARMAX AUTO OWNER TR 2017-4 2.11%	0.00	302	13,125,341	2022-10-17
CLARK CNTY NEV ARPT DEPT OF AVIATION 6.88%	0.00	302	12,560,332	2042-07-01
Memorial Sloan-Kettering Cancer Center 4.2%	0.00	302	12,904,284	2055-07-01
American International Group, Inc. 4.8%	0.00	301	13,057,079	2045-07-10
Duke Energy Ohio 3.7%	0.00	301	14,138,706	2046-06-15
European Investment Bank 2.88%	0.00	301	12,938,437	2020-09-15
Federal Home Loan Mortgage Corporation 4%	0.00	301	12,684,979	2040-12-01
Government National Mortgage Association 3.5%	0.00	301	12,935,792	2042-04-15
Newell Brands Inc. 2.88%	0.00	301	12,944,738	2019-12-01
PORT AUTH N Y & N J 5.65%	0.00	301	10,710,247	2040-11-01
The Kroger Co. 5.15%	0.00	301	12,992,311	2043-08-01
Tyco Electronics Group SA 3.5%	0.00	301	12,932,601	2022-02-03
Wf-Rbs Com Mg Tst 2.75%	0.00	301	13,317,506	2045-05-15
Federal Home Loan Mortgage Corporation 4%	0.00	300	12,695,029	2039-10-01
Federal National Mortgage Association 3%	0.00	300	13,046,947	2027-09-01
Federal National Mortgage Association 4%	0.00	300	12,702,272	2039-12-01
Federal National Mortgage Association 5%	0.00	300	12,221,577	2037-03-01
Government National Mortgage Association 5%	0.00	300	12,176,755	2040-08-15
Johnson Controls International Plc 5.25%	0.00	300	12,659,751	2041-12-01
KeyBank National Association 2.5%	0.00	300	12,991,136	2019-12-15
Kinder Morgan Energy Partners LP 5.5%	0.00	300	12,423,534	2044-03-01
Parker-Hannifin Corporation 4.45%	0.00	300	12,649,835	2044-11-21
Roper Technologies Inc 3%	0.00	300	13,005,969	2020-12-15



# Target Date Fund 2020

**Total Stocks**  
6752

**Total Bonds**  
10626

**Total Cash**  
415

## Bond Portfolio Analysis as of 09-30-18

Security Name	Net Assets %	Market Value \$	Amount \$	Maturity Date
United Technologies Corporation 4.15%	0.00	300	13,895,928	2045-05-15
General Electric Company 2.1%	0.00	298	13,061,894	2019-12-11
Government National Mortgage Association 3%	0.00	298	13,273,495	2042-11-15
BANK 2018-BNK14 4.13%	0.00	297	12,542,829	2060-09-15
Consumers Energy Company 3.95%	0.00	297	13,270,035	2043-05-15
Eastman Chemical Company 4.65%	0.00	297	13,361,090	2044-10-15
Federal Home Loan Mortgage Corporation 5%	0.00	297	12,237,155	2039-08-01
BENCHMARK MORTGAGE TRUST 4.08%	0.00	296	12,578,984	2051-07-15
Duke Energy Florida, LLC 3.4%	0.00	296	14,869,331	2046-10-01
Federal Home Loan Mortgage Corporation 3.75%	0.00	296	13,007,682	2033-04-25
Marriott International, Inc. 3.25%	0.00	296	13,160,455	2022-09-15
National Fuel Gas Company 3.75%	0.00	296	13,178,807	2023-03-01
PPG Industries, Inc. 3.2%	0.00	296	13,129,643	2023-03-15
Tyson Foods, Inc. 4.88%	0.00	296	12,842,132	2034-08-15
Wells Fargo & Company 3.45%	0.00	296	13,154,620	2023-02-13
AvalonBay Communities, Inc. 2.95%	0.00	295	13,215,529	2022-09-15
Cooperatieve Centrale Raiffeisen-Boerenleenbank B.A., New York Branch 2.5%	0.00	295	13,188,753	2021-01-19
Eastman Chemical Company 3.6%	0.00	295	12,916,974	2022-08-15
Federal Home Loan Mortgage Corporation 3.5%	0.00	295	12,854,772	2026-11-01
Federal National Mortgage Association 2.61%	0.00	295	13,514,711	2024-05-25
Johnson & Johnson 1.95%	0.00	295	13,188,139	2020-11-10
Nordstrom, Inc. 5%	0.00	295	14,011,914	2044-01-15
South Carolina Electric & Gas Company 5.1%	0.00	295	12,901,087	2065-06-01
Svenska Handelsbanken Ab (Publ) 2.45%	0.00	295	13,215,324	2021-03-30
The Home Depot, Inc. 2.7%	0.00	295	13,228,958	2023-04-01
WALMART INC 4.05%	0.00	295	12,902,560	2048-06-29
Citizens Bank, National Association 2.55%	0.00	293	13,263,685	2021-05-13
Government National Mortgage Association 6%	0.00	293	11,805,422	2038-06-20
Xerox Corporation 6.75%	0.00	293	12,909,190	2039-12-15
Aetna, Inc. 6.62%	0.00	292	10,611,775	2036-06-15
Federal Home Loan Banks 5.62%	0.00	292	10,089,027	2036-03-14
Federal National Mortgage Association 5.5%	0.00	292	11,974,839	2033-07-01
Kimberly-Clark Corporation 2.4%	0.00	292	13,330,414	2022-03-01
Principal Financial Group 4.62%	0.00	292	12,991,119	2042-09-15
Zimmer Biomet Holdings Inc 2.7%	0.00	292	13,048,428	2020-04-01
Citigroup Incorporation New 3.82%	0.00	291	12,825,468	2048-11-10
Federal Home Loan Mortgage Corporation 4%	0.00	291	12,604,900	2035-01-01
Federal National Mortgage Association 3.19%	0.00	291	13,721,028	2030-02-25
Federal National Mortgage Association 5%	0.00	291	12,124,214	2039-04-01
General Mills, Inc. 4.15%	0.00	291	14,624,257	2043-02-15
Government National Mortgage Association 6%	0.00	291	11,850,732	2035-07-15
Honda Auto Recv 2018 3.01%	0.00	291	12,935,982	2022-05-18
The Connecticut Light and Power Company 2.5%	0.00	291	13,378,641	2023-01-15
The Home Depot, Inc. 3.5%	0.00	291	14,952,118	2056-09-15
WORLD OMNI AUTOMOBILE LEASE SECURITIZATION TRUST 3.19%	0.00	291	12,922,682	2021-12-15
Citigroup Commercial Mortgage Trust 3.76%	0.00	289	12,848,030	2048-06-10
Eversource Energy 3.15%	0.00	289	13,440,232	2025-01-15
Gm Financial Consumer Automobile 2.81%	0.00	289	13,010,102	2022-12-16
Government National Mortgage Association 3.5%	0.00	289	12,735,015	2026-07-20
HONDA AUTO RECEIVABLES OWNER TRUST 2.95%	0.00	289	12,964,232	2022-08-22
MStanley Cap I Tr 3.81%	0.00	289	12,878,553	2048-12-15
NUTRIEN LTD 4.9%	0.00	289	13,126,399	2043-06-01
The Connecticut Light and Power Company 4%	0.00	289	13,112,834	2048-04-01
The Sherwin-Williams Company 3.12%	0.00	289	13,453,199	2024-06-01
TransAlta Corporation 6.5%	0.00	289	13,118,713	2040-03-15

# Target Date Fund 2020

**Total Stocks**  
6752

**Total Bonds**  
10626

**Total Cash**  
415

## Bond Portfolio Analysis as of 09-30-18

Security Name	Net Assets %	Market Value \$	Amount \$	Maturity Date
Alleghany Corporation 4.95%	0.00	288	12,423,685	2022-06-27
CNOOC Finance (2013) Limited 3%	0.00	288	13,483,911	2023-05-09
Dominion Energy Gas Holdings LLC 4.6%	0.00	288	13,155,491	2044-12-15
Federal Home Loan Mortgage Corporation 2.5%	0.00	288	13,385,352	2030-11-01
Federal Home Loan Mortgage Corporation 4%	0.00	288	12,625,402	2026-04-01
Federal Home Loan Mortgage Corporation 4.5%	0.00	288	12,394,619	2039-06-01
Federal National Mortgage Association 4%	0.00	288	12,697,260	2031-04-01
Federal National Mortgage Association 5%	0.00	288	12,171,008	2034-04-01
Ford Credit Floorplan Master Owner Trust A 2.95%	0.00	288	13,023,307	2023-05-15
Government National Mortgage Association 3.5%	0.00	288	12,707,697	2025-12-15
Gs Mortgage Securities Trust 2015-Gc32 3.73%	0.00	288	12,915,714	2048-11-10
KeyBank National Association 2.3%	0.00	288	13,513,976	2022-09-14
Morgan Stanley BAML Trust 3.75%	0.00	288	12,899,050	2047-12-15
Morgan Stanley Capital I Trust 2015-Ms1 3.78%	0.00	288	12,901,575	2048-05-15
United States Treasury Bonds 6.25%	0.00	288	11,241,526	2023-08-15
United States Treasury Bonds 8%	0.00	288	11,219,050	2021-11-15
WELLTOWER INC 6.5%	0.00	288	10,850,185	2041-03-15
FIFTH THIRD AUTO TRUST 1.8%	0.00	287	13,085,841	2022-02-15
Morgan Stanley Bank Of America Merrill Lynch Trust 3.72%	0.00	287	12,996,706	2049-12-15
Nissan Auto Rec Tr 2017-B 1.75%	0.00	287	13,112,866	2021-10-15
The Dow Chemical Company 4.62%	0.00	287	13,205,925	2044-10-01
Wells Fargo Commercial Mortgage Trust 3.72%	0.00	287	12,950,684	2048-12-15
Federal Home Loan Mortgage Corporation 5.5%	0.00	286	11,924,098	2034-12-01
Federal Home Loan Mortgage Corporation 6%	0.00	286	11,695,531	2037-11-01
Federal National Mortgage Association 3%	0.00	286	13,147,129	2035-06-01
Federal National Mortgage Association 4.5%	0.00	286	12,408,621	2039-05-01
General Motors Financial Company Inc 3.2%	0.00	286	13,085,258	2021-07-06
GS Mortgage Securities Trust 2015-G 3.78%	0.00	286	13,045,729	2050-05-10
Ms Cap I Tr 2016-Ubs9 3.59%	0.00	286	13,030,446	2049-03-15
NiSource Inc. 3.49%	0.00	286	13,624,669	2027-05-15
Wells Fargo Commercial Mortgage Trust 2015-Nxs3 3.62%	0.00	286	13,013,762	2057-09-15
AEP Texas Central Company 2.84%	0.00	284	13,236,154	2026-03-01
Autozone, Inc. 3.25%	0.00	284	13,695,530	2025-04-15
Citigroup ComlMtg 3.04%	0.00	284	13,064,921	2049-12-10
Government National Mortgage Association 3%	0.00	284	13,286,493	2042-12-15
Morgan Stanley BAML Trust 3.53%	0.00	284	13,058,836	2048-10-15
OHIO ST WTR DEV AUTH 4.88%	0.00	284	11,994,195	2034-12-01
Union Pacific Corporation 4.85%	0.00	284	12,266,419	2044-06-15
Cd Mtg Tr 2017-Cd3 3.51%	0.00	283	13,161,562	2050-05-10
Federal Home Loan Mortgage Corporation 4.5%	0.00	283	12,372,298	2041-03-01
Federal National Mortgage Association 5.5%	0.00	283	11,980,828	2033-04-01
GM FINANCIAL AUTOMOBILE LEASING TRUST 3.18%	0.00	283	12,919,716	2021-06-21
Government National Mortgage Association 5%	0.00	283	12,164,143	2038-06-15
The Sherwin-Williams Company 4.5%	0.00	283	13,434,991	2047-06-01
Aflac Incorporated 6.45%	0.00	282	10,616,591	2040-08-15
Commercial Mortgage Trust 3.28%	0.00	282	13,103,547	2046-01-10
Federal Home Loan Mortgage Corporation 5.5%	0.00	282	11,934,968	2034-06-01
Federal National Mortgage Association 6%	0.00	282	11,758,202	2037-10-01
Nissan Auto Receivables 2016-B 3.06%	0.00	282	12,960,824	2023-03-15
Norfolk Southern Corporation 3.95%	0.00	282	13,839,374	2042-10-01
Toyota Auto Receivables Owner Tr 2.96%	0.00	282	12,952,203	2022-09-15
Wf-Rbs Com Mg Tst 3%	0.00	282	13,200,449	2045-05-15
Whirlpool Corporation 5.15%	0.00	282	13,444,360	2043-03-01
Air Lease Corporation 3%	0.00	280	13,607,381	2023-09-15
Bank 2017-Bnk6 3.52%	0.00	280	13,252,296	2060-07-15

# Target Date Fund 2020

**Total Stocks**  
6752

**Total Bonds**  
10626

**Total Cash**  
415

## Bond Portfolio Analysis as of 09-30-18

Security Name	Net Assets %	Market Value \$	Amount \$	Maturity Date
Express Scripts Holding Co 6.12%	0.00	280	11,523,491	2041-11-15
Morgan Stanley Capital 3.53%	0.00	280	13,244,382	2050-06-15
Stanford University 3.65%	0.00	280	13,522,135	2048-05-01
Ubs Coml Mtg Tr 2017 3.46%	0.00	280	13,274,652	2050-06-15
Equinor ASA 2.75%	0.00	279	13,098,148	2021-11-10
Tennessee Valley Authority 4.7%	0.00	279	11,447,534	2033-07-15
Federal Home Loan Mortgage Corporation 3.5%	0.00	278	12,854,855	2025-10-01
Federal Home Loan Mortgage Corporation 5%	0.00	278	12,252,756	2035-08-01
Federal Home Loan Mortgage Corporation 5%	0.00	278	12,157,503	2039-09-01
Federal Home Loan Mortgage Corporation 5.5%	0.00	278	11,924,316	2035-06-01
Federal National Mortgage Association 4%	0.00	278	12,700,679	2042-03-01
Federal National Mortgage Association 5%	0.00	278	12,144,128	2041-02-01
Government National Mortgage Association 3.5%	0.00	278	12,909,118	2042-06-20
Government National Mortgage Association 5%	0.00	278	12,161,483	2040-01-15
Johns Hopkins Health System Corporation 3.84%	0.00	278	13,678,761	2046-05-15
Precision Castparts Corp. 3.9%	0.00	278	13,662,455	2043-01-15
Puget Sound Energy Inc. 5.76%	0.00	278	10,726,580	2039-10-01
Federal National Mortgage Association 3%	0.00	277	13,388,475	2043-08-01
Federal National Mortgage Association 3.5%	0.00	277	12,836,449	2026-02-01
GATX Corporation 5.2%	0.00	277	12,478,185	2044-03-15
Bank Amer Merrill Lynch Commercial Mortgage Trust 2015-Ubs7 3.7%	0.00	275	12,928,753	2048-09-15
CFCRE Commercial Mortgage Trust 3.22%	0.00	275	13,493,839	2049-11-10
Commercial Mortgage Trust 3.33%	0.00	275	12,974,027	2046-06-10
Csail 2016-C6 Commercial Mortg 3.09%	0.00	275	13,522,713	2049-01-15
Federal Home Loan Mortgage Corporation 3.5%	0.00	275	13,026,476	2040-10-01
Federal National Mortgage Association 5%	0.00	275	12,168,362	2033-11-01
Comm 2016 Cor1 Mgt 3.09%	0.00	274	13,573,049	2049-10-10
Mexico (United Mexican States) 4.6%	0.00	274	13,856,947	2046-01-23
Morgan Stanley 3.97%	0.00	274	13,839,598	2038-07-22
President & Fellows of Harvard College 3.3%	0.00	274	14,652,732	2056-07-15
Ally Auto Rcvbls 2.35%	0.00	273	13,040,074	2022-06-15
Federal Home Loan Mortgage Corporation 4.5%	0.00	273	12,463,905	2035-12-01
Federal National Mortgage Association 2.98%	0.00	273	13,010,742	2022-04-25
Federal National Mortgage Association 4.5%	0.00	273	12,485,391	2030-01-01
Federal National Mortgage Association 5%	0.00	273	12,171,560	2035-04-01
Nissan Auto Lease Trust 2.05%	0.00	273	13,030,142	2020-09-15
Gm Financial Securitized Term 2.32%	0.00	271	13,105,664	2022-07-18
Toyota Auto Recv Own Tr 2018-A 2.35%	0.00	271	13,067,537	2022-05-16
United Health Group Incorporated 2.38%	0.00	271	13,473,768	2022-10-15
AmeriCredit Automobile Receivables Trust 3.07%	0.00	270	12,940,635	2022-12-19
Apple Inc. 3.75%	0.00	270	13,770,111	2047-11-13
Federal National Mortgage Association 5%	0.00	270	12,169,765	2033-09-01
Federal National Mortgage Association 5.5%	0.00	270	11,981,400	2033-03-01
Federal National Mortgage Association 5.5%	0.00	270	11,894,547	2038-03-01
Kimberly-Clark Corporation 3.7%	0.00	270	14,078,621	2043-06-01
Wells Fargo Coml T 2.92%	0.00	270	13,759,235	2049-11-15
Federal National Mortgage Association 6%	0.00	269	11,736,592	2035-04-01
HP Inc 4.05%	0.00	269	12,752,661	2022-09-15
Wells Fargo Commercial Mortgage Trust 4.42%	0.00	269	12,855,038	2046-07-15
Wisconsin Public Service Corporation 3.67%	0.00	269	14,096,895	2042-12-01
Eversource Energy 3.3%	0.00	267	13,704,101	2028-01-15
Federal Home Loan Mortgage Corporation 4%	0.00	267	12,626,662	2025-10-01
Federal Home Loan Mortgage Corporation 4.5%	0.00	267	12,393,705	2040-01-01
Federal National Mortgage Association 3.5%	0.00	267	12,849,204	2026-09-01
Federal National Mortgage Association 4%	0.00	267	12,693,914	2044-12-01

# Target Date Fund 2020

**Total Stocks**  
6752

**Total Bonds**  
10626

**Total Cash**  
415

## Bond Portfolio Analysis as of 09-30-18

Security Name	Net Assets %	Market Value \$	Amount \$	Maturity Date
Government National Mortgage Association 4.5%	0.00	267	12,387,880	2040-08-15
EQT Corporation 4.88%	0.00	266	12,588,401	2021-11-15
Federal Home Loan Mortgage Corporation 4.5%	0.00	266	12,459,374	2033-08-01
Government National Mortgage Association 4.5%	0.00	266	12,320,976	2040-06-15
Royal Bank of Canada 2.15%	0.00	266	13,185,496	2020-10-26
Financing Corporation 8.6%	0.00	265	12,235,880	2019-09-26
Federal National Mortgage Association 5.5%	0.00	264	11,907,246	2033-06-01
Government National Mortgage Association 5.5%	0.00	264	11,901,557	2033-05-15
GS MORTGAGE SECURITIES TRUST 3.4%	0.00	264	13,102,095	2048-02-10
Sovereign ComlMtg 3.06%	0.00	264	13,635,091	2048-10-10
Wells Fargo Commercial Mortgage Trust 3.64%	0.00	264	13,095,808	2059-12-15
Federal Home Loan Mortgage Corporation 4.5%	0.00	262	12,387,040	2039-06-01
Federal Home Loan Mortgage Corporation 4.5%	0.00	262	12,384,772	2040-09-01
Federal Home Loan Mortgage Corporation 5%	0.00	262	12,219,655	2034-01-01
JPMorgan Chase & Co. 4.85%	0.00	262	12,295,340	2044-02-01
Bank of America Corporation 2.62%	0.00	261	13,132,368	2021-04-19
BP Capital Markets plc 2.75%	0.00	261	13,447,472	2023-05-10
The Sherwin-Williams Company 4%	0.00	261	14,507,722	2042-12-15
Toyota Auto Rec 2.1%	0.00	261	13,139,920	2022-09-15
DISTRICT COLUMBIA 5.59%	0.00	260	11,223,173	2034-12-01
Duke Energy Carolinas LLC 6.05%	0.00	260	10,521,699	2038-04-15
Waste Management, Inc. 2.9%	0.00	260	13,206,672	2022-09-15
Dover Corporation 5.38%	0.00	258	11,714,325	2041-03-01
Federal Home Loan Mortgage Corporation 3.5%	0.00	258	13,014,117	2031-04-01
Federal Home Loan Mortgage Corporation 5%	0.00	258	12,204,955	2033-08-01
Federal National Mortgage Association 4.5%	0.00	258	12,402,689	2040-02-01
Government National Mortgage Association 2.5%	0.00	257	13,316,939	2031-07-20
BMW Vehicle Owner 2.35%	0.00	256	13,066,157	2022-04-25
CarMax Auto Owner Trust 2017-2 1.93%	0.00	256	13,080,049	2022-03-15
Federal National Mortgage Association 3%	0.00	256	13,371,107	2042-10-01
Federal National Mortgage Association 4.5%	0.00	256	12,406,089	2039-12-01
Government National Mortgage Association 5%	0.00	256	12,087,716	2040-01-20
International Paper Company 4.8%	0.00	256	13,301,382	2044-06-15
WF-RBS Commercial Mortgage Trust 2013 C16 4.42%	0.00	256	12,437,967	2046-09-15
American Water Capital Corp 3.4%	0.00	255	13,157,517	2025-03-01
Thomson Reuters Corp. 4.5%	0.00	255	13,919,593	2043-05-23
Cintas Corporation No. 2 2.9%	0.00	253	13,245,673	2022-04-01
Federal Home Loan Mortgage Corporation 5.5%	0.00	253	11,939,918	2033-09-01
Federal National Mortgage Association 6%	0.00	253	11,728,581	2037-11-01
COMM MORTGAGE TRUST 4.01%	0.00	252	12,635,342	2047-04-10
DBJPM 2016-SFC MORTGAGE TRUST 2.89%	0.00	252	13,688,720	2049-08-10
Entertainment Properties Trust 5.75%	0.00	252	12,374,904	2022-08-15
Federal National Mortgage Association 5%	0.00	252	12,167,292	2035-10-01
Government National Mortgage Association 3%	0.00	252	13,261,213	2043-04-15
Government National Mortgage Association 4.5%	0.00	252	12,321,125	2041-02-15
Government National Mortgage Association 5.5%	0.00	252	11,992,671	2033-10-20
Federal National Mortgage Association 5%	0.00	251	12,167,016	2038-02-01
Federal National Mortgage Association 5.5%	0.00	251	11,909,739	2038-07-01
Government National Mortgage Association 5%	0.00	251	12,127,808	2039-09-20
Kinder Morgan Energy Partners LP 6.38%	0.00	251	11,334,095	2041-03-01
Alabama Power Company 3.85%	0.00	249	13,820,244	2042-12-01
Government National Mortgage Association 4%	0.00	249	12,668,195	2045-10-20
Energy Transfer Partners LP 4.05%	0.00	248	13,200,693	2025-03-15
Federal Home Loan Mortgage Corporation 2.5%	0.00	248	13,301,277	2027-05-01
Federal National Mortgage Association 4.5%	0.00	248	12,467,363	2033-07-01
Federal National Mortgage Association 5.5%	0.00	248	11,970,893	2037-05-01
Commercial Mortgage Trust 2015-LC23 3.22%	0.00	247	12,932,787	2053-10-10
Federal Home Loan Mortgage Corporation 5.5%	0.00	247	11,928,840	2034-01-01
Federal National Mortgage Association 5%	0.00	247	12,144,623	2040-06-01
Government National Mortgage Association 4.5%	0.00	247	12,309,736	2046-12-20

# Target Date Fund 2020

**Total Stocks**  
6752

**Total Bonds**  
10626

**Total Cash**  
415

## Bond Portfolio Analysis as of 09-30-18

Security Name	Net Assets %	Market Value \$	Amount \$	Maturity Date
The Government of Jordan 2.58%	0.00	247	13,120,793	2022-06-30
Toyota Motor Credit Corporation 4.5%	0.00	247	12,607,403	2020-06-17
Federal Farm Credit Banks 1.55%	0.00	246	13,179,002	2020-05-08
Federal Home Loan Banks 1.8%	0.00	246	13,181,050	2020-08-28
Federal National Mortgage Association 4%	0.00	246	12,702,203	2040-07-01
Federal National Mortgage Association 5%	0.00	246	12,171,509	2033-12-01
Jpmbd Commercial Mortgage Secu 3.99%	0.00	246	13,036,635	2049-06-15
Sumitomo Mitsui Banking Corporation 3%	0.00	246	13,310,129	2023-01-18
Johnson & Johnson 3.55%	0.00	244	12,739,190	2021-05-15
Jp Morgan Chase Coml Mtg Sec Tst 17 3.05%	0.00	244	13,083,794	2050-07-15
Morgan Stanley Bank of America Merrill Lynch Trust,2015-C23 3.45%	0.00	244	13,060,540	2050-07-15
SunTrust Bank 2.25%	0.00	244	13,067,587	2020-01-31
Bank Of Amer Merrill Lynch Coml Mtg 3.57%	0.00	243	13,160,876	2050-02-15
Carmax Auto Owner Trust 3.13%	0.00	243	12,921,761	2023-06-15
Express Scripts Holding Co 3.9%	0.00	243	12,849,289	2022-02-15
Federal National Mortgage Association 3%	0.00	243	13,375,696	2042-10-01
Federal National Mortgage Association 3.06%	0.00	243	13,117,154	2024-06-25
Federal National Mortgage Association 6%	0.00	243	11,853,064	2033-12-01
FORD CREDIT AUTO LEASE TRUST 3.19%	0.00	243	12,922,330	2021-12-15
Wells Fargo Coml T 3.64%	0.00	243	13,108,401	2050-03-15
WELLS FARGO COMMERCIAL MORTGAGE TRUST 3.63%	0.00	243	13,110,045	2060-01-15
Ally Auto Rcvbls 2.92%	0.00	242	12,951,188	2022-11-15
Ally Auto Rcvbls 3%	0.00	242	12,945,308	2023-01-17
Carmax Auto Owner Trust 2.98%	0.00	242	12,967,057	2023-01-17
Centerpoint Energy Houston Electric LLC 2.25%	0.00	242	13,531,377	2022-08-01
Federal Home Loan Mortgage Corporation 4%	0.00	242	12,734,064	2044-11-01
Federal National Mortgage Association 4.5%	0.00	242	12,406,438	2039-04-01
UBS Cml Mtg Tr 3.58%	0.00	242	13,195,011	2050-12-15
WORLD OMNI AUTO TRUST 3.13%	0.00	242	12,927,375	2023-11-15
CCUBS COML MTG TR 2017-C1 3.54%	0.00	240	13,282,013	2050-11-15
Consolidated Edison Company of New York, Inc. 5.7%	0.00	240	11,032,991	2040-06-15
Federal Home Loan Mortgage Corporation 2.5%	0.00	240	13,301,195	2028-10-01
Federal Home Loan Mortgage Corporation 3.5%	0.00	240	12,854,385	2026-01-01
Federal National Mortgage Association 4%	0.00	240	12,714,971	2043-08-01
Nissan Auto Rec Tr 2018-A 2.65%	0.00	240	13,008,467	2022-05-16
ALLY AUTO RECV TR 2017-1 1.75%	0.00	239	13,073,079	2021-12-15
ENTERGY TEXAS RESTORATION FUNDING, LLC 4.38%	0.00	239	12,633,443	2023-11-01
Federal National Mortgage Association 4%	0.00	239	12,697,268	2031-08-01
Ford Motor Credit Company LLC 2.6%	0.00	239	13,026,735	2019-11-04
Honda Auto Receivables Owner Trust 1.79%	0.00	239	13,108,471	2021-09-20
Jpmbd Coml Mtg Sec Tr 2016-C4 3.64%	0.00	239	13,389,319	2049-12-15
MetLife Inc. 4.05%	0.00	239	13,811,389	2045-03-01
Sierra Pacific Power Company 3.38%	0.00	239	12,998,862	2023-08-15
Wells Fargo & Company 3%	0.00	239	13,030,560	2021-01-22
Federal Home Loan Mortgage Corporation 5%	0.00	238	12,158,970	2039-09-01
Federal Home Loan Mortgage Corporation 5.5%	0.00	238	11,935,034	2033-11-01
Ford Motor Credit Company LLC 3.47%	0.00	238	13,081,330	2021-04-05
Federal Home Loan Mortgage Corporation 5.5%	0.00	236	11,930,025	2033-12-01
Government National Mortgage Association 2.5%	0.00	236	13,618,885	2043-11-20
Government National Mortgage Association 5%	0.00	236	12,148,138	2033-07-15
Swedish Export Credit Corporation 1.88%	0.00	236	13,164,257	2020-06-23
Duke Energy Carolinas LLC 6.1%	0.00	235	10,659,066	2037-06-01
Federal Home Loan Mortgage Corporation 5.5%	0.00	235	11,927,532	2033-10-01
Federal National Mortgage Association 2.48%	0.00	235	13,245,966	2022-04-25
Massachusetts Institute of Technology 4.68%	0.00	235	12,031,502	—

# Target Date Fund 2020

**Total Stocks**  
6752

**Total Bonds**  
10626

**Total Cash**  
415

## Bond Portfolio Analysis as of 09-30-18

Security Name	Net Assets %	Market Value \$	Amount \$	Maturity Date
Starbucks Corporation 2.1%	0.00	235	13,238,705	2021-02-04
Federal Home Loan Mortgage Corporation 5.5%	0.00	234	11,942,683	2036-04-01
Federal National Mortgage Association 5.5%	0.00	234	11,975,062	2033-05-01
GNMA PASS-THRU M SINGLE FAMILY 4.5%	0.00	234	12,334,547	2044-11-20
Citigroup Commercial Mortgage Trust 2.9%	0.00	233	13,717,071	2049-07-10
Federal Home Loan Mortgage Corporation 6%	0.00	233	11,689,429	2037-02-01
Federal National Mortgage Association 3%	0.00	233	13,382,110	2043-09-01
Government National Mortgage Association 5.5%	0.00	233	11,993,549	2033-12-20
The Hartford Financial Services Group, Inc. 6.62%	0.00	233	10,491,120	2040-03-30
CMS Energy Corporation 3%	0.00	231	13,809,299	2026-05-15
AT&T Inc 4.5%	0.00	230	13,830,778	2035-05-15
Federal Home Loan Mortgage Corporation 5.5%	0.00	230	11,716,574	2036-01-01
Federal National Mortgage Association 5.5%	0.00	230	11,951,327	2038-11-01
Government National Mortgage Association 4%	0.00	230	12,623,509	2041-07-15
Westar Energy Inc. 4.1%	0.00	230	13,169,980	2043-04-01
Citigroup Commercial Mortgage Trust 2.65%	0.00	229	13,937,107	2049-07-10
Federal National Mortgage Association 4.5%	0.00	229	12,412,072	2040-07-01
Federal National Mortgage Association 6%	0.00	229	11,754,983	2037-12-01
Government National Mortgage Association 5.5%	0.00	229	12,035,340	2041-09-20
Thomson Reuters Corp. 5.65%	0.00	229	12,241,984	2043-11-23
Federal Home Loan Mortgage Corporation 4.5%	0.00	227	12,387,055	2039-10-01
Federal National Mortgage Association 3.5%	0.00	227	13,024,778	2043-03-01
GNMA PASS-THRU M SINGLE FAMILY 4.5%	0.00	227	12,334,477	2044-04-20
Government National Mortgage Association 3%	0.00	227	13,239,098	2043-03-15
Government National Mortgage Association 4%	0.00	227	12,682,946	2046-07-20
Government National Mortgage Association 5.5%	0.00	227	11,991,416	2034-07-20
Government National Mortgage Association 4%	0.00	226	12,618,747	2041-09-15
Government National Mortgage Association 4%	0.00	226	12,669,979	2026-07-15
LYB International Finance II B.V. 3.5%	0.00	226	13,807,978	2027-03-02
Philip Morris International Inc. 4.25%	0.00	226	13,715,029	2044-11-10
Rockwell Automation, Inc. 5.2%	0.00	226	13,226,215	—
Sunoco Logistics Partners Operations L.P. 5.95%	0.00	226	12,015,981	2025-12-01
Tennessee Valley Authority 4.88%	0.00	226	10,887,349	2048-01-15
TOYOTA AUTO RECEIVABLES OWNER TRUST 3.02%	0.00	226	12,951,293	2022-12-15
Danaher Corporation 2.4%	0.00	225	13,134,798	2020-09-15
Federal National Mortgage Association 3%	0.00	225	13,003,166	2026-02-01
Government National Mortgage Association 2.5%	0.00	225	13,248,866	2028-11-20
Government National Mortgage Association 4.5%	0.00	225	12,383,834	2041-04-15
COMM 2013-CCRE11 Mortgage Trust 3.66%	0.00	224	12,830,636	2046-10-10
Federal Home Loan Mortgage Corporation 4.5%	0.00	224	12,456,896	2025-03-01
Federal Home Loan Mortgage Corporation 6%	0.00	224	11,687,313	2037-09-01
American Water Capital Corp 4.3%	0.00	222	13,115,763	2042-12-01
Federal Home Loan Mortgage Corporation 2.5%	0.00	222	13,301,318	2028-11-01
Federal Home Loan Mortgage Corporation 2.73%	0.00	222	13,140,318	2022-06-25
Federal Home Loan Mortgage Corporation 6%	0.00	222	11,811,178	2033-07-01
Federal National Mortgage Association 4.5%	0.00	222	12,436,008	2038-03-01
Federal National Mortgage Association 4.5%	0.00	222	12,477,802	2030-05-01
Federal National Mortgage Association 5.5%	0.00	222	11,973,580	2034-09-01
Federal National Mortgage Association 6%	0.00	222	11,739,824	2033-03-01
Comcast Corporation 3.38%	0.00	221	13,348,808	2025-02-15
Commercial Mortgage Trust 2012-CCRE5 2.77%	0.00	221	13,250,326	2045-12-10
Federal Home Loan Mortgage Corporation 4.5%	0.00	221	12,513,630	2023-07-01
Federal National Mortgage Association 5%	0.00	221	12,308,901	2023-10-01
Goldman Sachs Group, Inc. 2.6%	0.00	221	13,053,357	2020-04-23
Government National Mortgage Association 6%	0.00	221	11,959,723	2038-04-15
Federal National Mortgage Association 3.5%	0.00	220	13,038,702	2043-07-01
Federal National Mortgage Association 3.5%	0.00	220	13,027,136	2043-06-01
Federal National Mortgage Association 6%	0.00	220	11,727,451	2039-01-01
Ford Credit Floorplan Master Owner Trust A 3.17%	0.00	220	13,047,738	2025-03-15
ERP Operating Limited Partnership 4.5%	0.00	218	12,868,383	2045-06-01

# Target Date Fund 2020

		<b>Total Stocks</b>	<b>Total Bonds</b>	<b>Total Cash</b>
		6752	10626	415
<b>Bond Portfolio Analysis</b> as of 09-30-18				
Security Name	Net Assets %	Market Value \$	Amount \$	Maturity Date
Federal National Mortgage Association 5.5%	0.00	218	11,977,618	2033-05-01
Discovery Communications, LLC 3.95%	0.00	217	13,242,400	2025-06-15
Federal National Mortgage Association 2.94%	0.00	217	13,018,090	2021-07-25
Federal National Mortgage Association 3.5%	0.00	217	13,030,784	2043-05-01
Government National Mortgage Association 4.5%	0.00	217	12,383,944	2039-08-15
The Coca-Cola Company 3.15%	0.00	217	12,883,991	2020-11-15
Amgen Inc. 5.65%	0.00	216	11,588,278	2042-06-15
Commercial Mortgage Trust 2015-Ccre23 3.26%	0.00	216	13,060,922	2048-05-10
Federal National Mortgage Association 3%	0.00	216	13,008,040	2021-12-01
Government National Mortgage Association 3.5%	0.00	216	12,935,896	2042-03-15
Parker-Hannifin Corporation 4.1%	0.00	216	13,197,049	2047-03-01
Whirlpool Corporation 4.5%	0.00	216	14,755,793	2046-06-01
WORLD OMNI AUTO TRUST 2.5%	0.00	216	13,091,427	2023-04-17
Federal Home Loan Mortgage Corporation 3.5%	0.00	214	13,026,311	2042-02-01
Federal Home Loan Mortgage Corporation 4%	0.00	214	12,697,150	2031-08-01
Federal Home Loan Mortgage Corporation 5.5%	0.00	214	11,989,866	2037-05-01
Government National Mortgage Association 5%	0.00	214	12,242,982	2040-08-15
Tennessee Gas Pipeline Company 8.38%	0.00	214	10,235,214	2032-06-15
Tribune Media Co	0.00	214	2,807,761	2020-12-27
BENCHMARK MORTGAGE TRUST 4.2%	0.00	213	12,501,716	2051-11-10
CITIGROUP COMMERCIAL MORTGAGE TRUST 4.37%	0.00	213	12,436,933	2046-09-10
Federal Home Loan Mortgage Corporation 4.31%	0.00	213	12,373,950	2041-08-01
Federal National Mortgage Association 2.57%	0.00	213	13,274,624	2023-03-25
Government National Mortgage Association 3%	0.00	213	12,983,348	2030-11-20
Government National Mortgage Association 5%	0.00	213	12,309,666	2033-10-15
JP Morgan Chase Commercial Mortgage Securities Corp 3.37%	0.00	213	13,093,509	2047-12-15
WF-RBS Commercial Mortgage Trust 2013 C16 4.67%	0.00	213	12,436,312	2046-09-15
CITIGROUP COMMERCIAL MORTGAGE TRUST 4.65%	0.00	212	12,538,059	2046-09-10
COMM Mortgage Trust 2013-LC13 4.2%	0.00	212	12,516,983	2046-08-10
Commercial Mortgage Trust 4.19%	0.00	212	12,510,782	2046-10-10
Federal National Mortgage Association 5%	0.00	212	12,174,515	2035-09-01
Federal National Mortgage Association 5.5%	0.00	212	11,981,653	2033-04-01
J.P. Morgan Chase Commercial Mortgage Securities Trust 4.17%	0.00	212	12,561,469	2046-12-15
UBS COMMERCIAL MORTGAGE TRUST 4.33%	0.00	212	12,515,095	2051-10-15
Federal National Mortgage Association 6.5%	0.00	211	11,485,917	2036-07-01
Government National Mortgage Association 5%	0.00	211	12,125,048	2033-05-20
Humana Inc. 2.62%	0.00	211	12,973,783	2019-10-01
The Sherwin-Williams Company 4.55%	0.00	211	13,470,866	2045-08-01
The Toledo Edison Company 7.25%	0.00	211	12,254,303	2020-05-01
WFRBS Commercial Mortgage Trust 2013-C18 4.16%	0.00	211	12,581,787	2046-12-15
Altria Group, Inc. 2.62%	0.00	209	14,152,828	2026-09-16
Carmax Auto Owner Trust 3.16%	0.00	209	12,932,963	2023-07-17
Dominion Energy Inc 2.5%	0.00	209	13,022,591	2019-12-01
Federal National Mortgage Association 5.5%	0.00	209	11,962,164	2034-04-01
JPMBB COMMERCIAL MORTGAGE SECURITIES TRUST 4.24%	0.00	209	12,704,344	2047-04-15
Merc-Benz Auto Recv Tr 2018-1 3.03%	0.00	209	12,937,194	2023-01-17
PSNH Funding LLC 3 3.81%	0.00	209	12,925,353	2035-02-01
Volkswagen Auto Loan Enhanced Trust 3.02%	0.00	209	12,930,425	2022-11-21
WORLD OMNI AUTO TRUST 2.87%	0.00	209	12,994,926	2023-07-17
COMM MORTGAGE TRUST 4.19%	0.00	208	12,743,275	2047-09-10
Federal Home Loan Mortgage Corporation 5%	0.00	208	12,166,560	2040-07-01
Federal National Mortgage Association 3.5%	0.00	208	12,748,351	2025-11-01
Government National Mortgage Association 2.5%	0.00	208	13,619,029	2043-10-20
Jpmcc Commercial Mortgage Securities 3.91%	0.00	208	12,779,444	2049-01-15
Northern States Power Company 5.35%	0.00	208	11,176,047	2039-11-01

# Target Date Fund 2020

		<b>Total Stocks</b> 6752	<b>Total Bonds</b> 10626	<b>Total Cash</b> 415
<b>Bond Portfolio Analysis</b> as of 09-30-18				
Security Name	Net Assets %	Market Value \$	Amount \$	Maturity Date
AMERICREDIT AUTOMOBILE RECEIVABLES TRUST 2.04%	0.00	207	13,099,495	2022-07-18
Energy Transfer Partners LP 4.75%	0.00	207	12,789,399	2026-01-15
Federal Home Loan Mortgage Corporation 4.5%	0.00	207	12,384,722	2041-04-01
Federal National Mortgage Association 3%	0.00	207	13,003,451	2027-04-01
Federal National Mortgage Association 4.5%	0.00	207	12,408,283	2039-06-01
Federal National Mortgage Association 5.5%	0.00	207	12,068,816	2034-02-01
Federal National Mortgage Association 5.5%	0.00	207	11,975,712	2038-06-01
Federal National Mortgage Association 5.5%	0.00	207	11,968,543	2035-11-01
WFRBS COML MTG TR 4.07%	0.00	207	12,833,093	2057-09-15
CFCRE Commercial Mortgage Trust 3.86%	0.00	205	12,898,450	2048-01-10
Federal Home Loan Mortgage Corporation 0%	0.00	205	19,185,584	2029-12-17
Federal Home Loan Mortgage Corporation 2.5%	0.00	205	13,301,240	2028-09-01
Federal Home Loan Mortgage Corporation 5%	0.00	205	12,209,734	2035-12-01
Federal Home Loan Mortgage Corporation 5.5%	0.00	205	11,925,935	2033-04-01
Federal National Mortgage Association 4%	0.00	205	12,701,962	2042-06-01
Wells Fargo Commercial Mortgage Trust 3.54%	0.00	205	12,932,243	2045-10-15
Diageo Capital plc 3.88%	0.00	204	13,542,305	2043-04-29
Federal Home Loan Mortgage Corporation 3%	0.00	204	13,017,474	2026-11-01
Federal National Mortgage Association 6%	0.00	204	11,855,405	2033-03-01
Government National Mortgage Association 4%	0.00	204	12,700,340	2039-10-15
JPMBB Commercial Mortgage Securities Trust 2015-C32 3.6%	0.00	204	13,036,351	2048-11-15
Oneok Partners Lp 6.2%	0.00	204	11,529,288	2043-09-15
Wells Fargo Commercial Mortgage Trust 3.64%	0.00	204	13,021,932	2059-01-15
WFRBS Commercial Mtg Tst 2011-C2 3.56%	0.00	204	13,011,236	2048-03-15
Cd 2016-Cd2 Mortga 3.53%	0.00	203	13,094,347	2049-11-10
Citigroup Commercial Mortgage Trust 3.09%	0.00	203	13,109,913	2046-04-10
Csail Commercial Mortgage Trust 2.99%	0.00	203	13,122,452	2050-06-15
Federal Home Loan Mortgage Corporation 5%	0.00	203	12,183,833	2034-11-01
Federal National Mortgage Association 4%	0.00	203	12,700,436	2040-11-01
Government National Mortgage Association 6.5%	0.00	203	11,333,106	2037-10-20
Morgan Stanley BAML Trust 3.83%	0.00	203	13,095,725	2047-12-15
Virginia Electric and Power Company 3.8%	0.00	203	14,048,029	2047-09-15
Wells Fargo Commercial Mortgage Trust 3.1%	0.00	203	13,064,697	2049-12-15
WELLS FARGO COMMERCIAL MORTGAGE TRUST 3.29%	0.00	203	13,148,156	2048-05-15
Wf-Rbs Com Mg Tst 3.04%	0.00	203	13,099,860	2045-03-15
Wf-Rbs Com Mg Tst 3.31%	0.00	203	13,065,480	2045-03-15
Citigroup ComlMtg 3.79%	0.00	202	13,165,781	2050-09-15
Federal Home Loan Mortgage Corporation 2.68%	0.00	202	13,170,584	2022-10-25
Federal Home Loan Mortgage Corporation 3%	0.00	202	13,113,651	2032-03-01
Government National Mortgage Association 5.5%	0.00	202	12,029,345	2039-10-15
GS Mortgage Securities Corp II 3.12%	0.00	202	13,188,402	2045-11-10
Morgan Stanley BAML Trust 3.38%	0.00	202	13,150,181	2048-12-15
Morgan Stanley BAML Trust 3.6%	0.00	202	13,164,190	2050-05-15
Wells Fargo Coml Tr 2016-C33 3.43%	0.00	202	13,226,544	2059-03-15
Commercial Mortgage Trust 3.25%	0.00	200	13,299,127	2045-10-15
Federal Home Loan Mortgage Corporation 3.5%	0.00	200	12,830,979	2030-04-01
Federal National Mortgage Association 5%	0.00	200	12,150,296	2040-06-01
Federal National Mortgage Association 6%	0.00	200	11,813,200	2038-05-01
Government National Mortgage Association 4.5%	0.00	200	12,299,207	2033-09-15
Morgan Stanley 3.21%	0.00	200	13,251,490	2046-02-15
WELLS FARGO COMMERCIAL MORTGAGE TRUST 3.15%	0.00	200	13,269,756	2048-05-15
Csail Commercial Mortgage Trust 3.39%	0.00	199	13,394,819	2050-06-15
Federal Home Loan Mortgage Corporation 3.42%	0.00	199	13,321,598	2032-04-25
Government National Mortgage Association 2.5%	0.00	199	13,316,804	2030-12-20
Government National Mortgage Association 3.5%	0.00	199	12,935,836	2042-04-15



# Target Date Fund 2020

**Total Stocks**  
6752

**Total Bonds**  
10626

**Total Cash**  
415

## Bond Portfolio Analysis as of 09-30-18

Security Name	Net Assets %	Market Value \$	Amount \$	Maturity Date
GS MORTGAGE SECURITIES TRUST 4.26%	0.00	199	12,967,427	2047-04-10
President & Fellows of Harvard College 6.5%	0.00	199	9,546,714	2039-01-15
Citigroup Commercial Mortgage Trust 2015 2.67%	0.00	198	13,004,394	2048-04-10
Federal Home Loan Mortgage Corporation 5.5%	0.00	198	11,940,774	2036-03-01
Gilead Sciences, Inc. 2.35%	0.00	198	13,029,973	2020-02-01
Government National Mortgage Association 5.5%	0.00	198	11,907,092	2033-06-15
LyondellBasell Industries NV 4.62%	0.00	198	14,377,859	2055-02-26
Midamerican Energy Company 5.8%	0.00	198	10,778,627	2036-10-15
San Diego Gas & Electric Company 3%	0.00	198	13,029,368	2021-08-15
Ecolab Inc. 2.25%	0.00	196	13,060,997	2020-01-12
Enterprise Products Operating LP 3.35%	0.00	196	13,070,120	2023-03-15
Federal Home Loan Mortgage Corporation 5%	0.00	196	12,175,221	2038-09-01
Federal National Mortgage Association 2%	0.00	196	13,774,909	2031-09-01
Federal National Mortgage Association 2.15%	0.00	196	13,498,483	2023-01-25
Federal National Mortgage Association 6%	0.00	196	11,861,227	2037-08-01
J. B. Hunt Transport Services, Inc. 3.85%	0.00	196	13,071,946	2024-03-15
Mead Johnson Nutrition Company 4.6%	0.00	196	12,770,502	2044-06-01
The Home Depot, Inc. 3%	0.00	196	13,458,411	2026-04-01
WELLS FARGO COMMERCIAL MORTGAGE TRUST 2.86%	0.00	196	13,004,934	2048-05-15
Agilent Technologies Inc. 3.2%	0.00	195	13,147,464	2022-10-01
Federal Home Loan Mortgage Corporation 3%	0.00	195	13,382,915	2043-04-01
Federal Home Loan Mortgage Corporation 5.5%	0.00	195	11,980,748	2041-06-01
Federal National Mortgage Association 2.26%	0.00	195	13,351,688	2023-02-25
Federal National Mortgage Association 2.7%	0.00	195	13,594,848	2026-02-25
Florida Power & Light Company 3.95%	0.00	195	13,195,938	2048-03-01
Government National Mortgage Association 5.5%	0.00	195	11,897,399	2033-06-15
TD AMERITRADE Holding Corporation 2.95%	0.00	195	13,175,649	2022-04-01
Federal Home Loan Mortgage Corporation 3%	0.00	194	13,389,951	2043-05-01
Federal Home Loan Mortgage Corporation 3%	0.00	194	13,251,250	2035-11-01
Federal Home Loan Mortgage Corporation 4.5%	0.00	194	12,409,609	2039-11-01
Federal Home Loan Mortgage Corporation 6%	0.00	194	11,691,617	2036-11-01
Federal National Mortgage Association 4%	0.00	194	12,656,944	2024-05-01
Ford Credit Auto Lease Trust 2.93%	0.00	194	12,946,247	2021-06-15
Government National Mortgage Association 2.5%	0.00	194	13,316,526	2030-07-20
Morgan Stanley Capital I Trust 2016-BNK2 3.05%	0.00	194	13,667,252	2049-11-15
Stanley Black & Decker, Inc. 3.4%	0.00	194	12,856,188	2021-12-01
The Procter & Gamble Company 3.5%	0.00	194	13,910,509	2047-10-25
Federal National Mortgage Association 4%	0.00	193	12,700,388	2041-11-01
Federal National Mortgage Association 5%	0.00	193	12,144,036	2041-04-01
Government National Mortgage Association 5%	0.00	193	12,006,618	2035-03-20
Exelon Corporation 5.1%	0.00	191	12,257,155	2045-06-15
Federal National Mortgage Association 5.5%	0.00	191	11,971,803	2033-05-01
Koninklijke Philips NV 6.88%	0.00	191	9,926,448	2038-03-11
Seagate HDD Cayman 4.88%	0.00	191	13,810,959	2027-06-01
American Express Credit Account Master Trust 3.18%	0.00	190	12,940,234	2024-04-15
Baker Hughes A Ge 5.12%	0.00	190	12,274,230	2040-09-15
Federal Home Loan Mortgage Corporation 3%	0.00	190	13,113,346	2033-11-01
Federal Home Loan Mortgage Corporation 3%	0.00	190	13,048,014	2029-01-01
Federal Home Loan Mortgage Corporation 5.5%	0.00	190	11,936,378	2033-08-01
Federal Home Loan Mortgage Corporation 5.5%	0.00	190	11,940,960	2036-08-01
Federal Home Loan Mortgage Corporation 5.5%	0.00	190	11,963,396	2037-11-01
Government National Mortgage Association 5%	0.00	190	12,126,845	2040-02-20
Government National Mortgage Association 5.5%	0.00	190	11,999,256	2035-10-20
PPL Capital Funding Inc. 5%	0.00	190	12,416,842	2044-03-15
Federal National Mortgage Association 4%	0.00	189	12,657,917	2025-05-01

# Target Date Fund 2020

**Total Stocks**  
6752

**Total Bonds**  
10626

**Total Cash**  
415

## Bond Portfolio Analysis as of 09-30-18

Security Name	Net Assets %	Market Value \$	Amount \$	Maturity Date
Federal National Mortgage Association 4%	0.00	189	12,753,210	2046-04-01
Government National Mortgage Association 5%	0.00	189	12,102,925	2033-07-15
Celgene Corporation 4.62%	0.00	187	13,731,099	2044-05-15
Federal Home Loan Banks 2.38%	0.00	187	12,973,446	2019-12-13
Federal National Mortgage Association 3%	0.00	187	13,003,400	2026-12-01
Federal National Mortgage Association 4%	0.00	187	12,700,805	2041-10-01
Federal National Mortgage Association 5.5%	0.00	187	11,980,528	2040-06-01
Government National Mortgage Association 3.5%	0.00	187	12,999,865	2045-02-15
Government National Mortgage Association 4.5%	0.00	187	12,382,320	2039-03-15
Government National Mortgage Association 5%	0.00	187	12,172,284	2040-03-15
Comcast Corporation 4%	0.00	186	14,519,585	2049-11-01
Federal Home Loan Mortgage Corporation 3.5%	0.00	186	12,854,876	2025-11-01
Federal Home Loan Mortgage Corporation 4.5%	0.00	186	12,386,265	2040-04-01
Government National Mortgage Association 5.5%	0.00	186	12,019,191	2038-11-15
Pacific Gas and Electric Company 4.3%	0.00	186	14,117,536	2045-03-15
Federal Home Loan Mortgage Corporation 4.5%	0.00	185	12,397,680	2041-07-01
Federal National Mortgage Association 1.62%	0.00	185	13,108,144	2020-01-21
Federal National Mortgage Association 5.5%	0.00	185	11,885,077	2033-03-01
Gs Mortgage Securities Trust 2015-Gc32 3.76%	0.00	185	12,838,479	2048-07-10
Duke Energy Corp 3.75%	0.00	183	14,704,494	2046-09-01
Government National Mortgage Association 6%	0.00	183	11,836,132	2034-07-20
Ally Master Owner Trust 2.04%	0.00	182	13,191,139	2022-06-15
Government National Mortgage Association 4%	0.00	182	12,671,101	2025-06-15
Consolidated Edison Company of New York, Inc. 3.85%	0.00	181	13,860,023	2046-06-15
Federal Home Loan Mortgage Corporation 2.5%	0.00	181	13,301,315	2028-10-01
Federal Home Loan Mortgage Corporation 3%	0.00	181	13,017,358	2026-10-01
Government National Mortgage Association 3.5%	0.00	181	12,935,851	2041-10-15
Equity One, Inc. 3.75%	0.00	180	13,029,368	2022-11-15
Federal National Mortgage Association 6%	0.00	180	11,738,300	2034-08-01
Government National Mortgage Association 4.5%	0.00	180	12,384,548	2039-07-15
Government National Mortgage Association 6%	0.00	180	11,851,466	2032-05-20
Federal National Mortgage Association 4%	0.00	178	12,700,429	2041-11-01
PECO Energy Company 3.7%	0.00	178	14,072,119	2047-09-15
Sysco Corporation 3.3%	0.00	178	13,520,132	2026-07-15
Total Capital International S.A. 2.75%	0.00	178	13,057,594	2021-06-19
Federal National Mortgage Association 4%	0.00	177	12,697,574	2031-07-01
Federal National Mortgage Association 5%	0.00	177	12,208,515	2040-08-01
Government National Mortgage Association 5%	0.00	177	12,122,712	2038-03-20
Federal Home Loan Mortgage Corporation 4.5%	0.00	176	12,459,663	2033-09-01
Oracle Corporation 2.5%	0.00	176	13,276,015	2022-05-15
Verizon Communications Inc. 4.81%	0.00	176	12,817,670	2039-03-15
Federal National Mortgage Association 4%	0.00	174	12,694,017	2041-09-01
Federal National Mortgage Association 6%	0.00	174	11,736,614	2033-05-01
Federal National Mortgage Association 6%	0.00	174	11,698,701	2036-02-01
Federal National Mortgage Association 6%	0.00	174	11,727,361	2038-12-01
Federal National Mortgage Association 6%	0.00	174	11,932,107	2038-10-01
Government National Mortgage Association 3.5%	0.00	174	12,921,033	2043-06-20
Hyundai Auto Recv Tr 2017 1.77%	0.00	174	13,129,160	2022-01-18
The Estee Lauder Companies Inc. 3.7%	0.00	174	14,097,805	2042-08-15
Government National Mortgage Association 4.5%	0.00	174	1,012,620,341	2039-11-20
Federal National Mortgage Association 4.5%	0.00	173	12,521,914	2023-09-01
JPMBB Commercial Mortgage Securities Trust 3.76%	0.00	173	12,776,579	2046-08-15
TEXAS ST 4.68%	0.00	173	11,815,695	2040-04-01
Thermo Fisher Scientific Inc 2.95%	0.00	173	13,953,115	2026-09-19
Federal National Mortgage Association 5%	0.00	172	12,179,640	2033-03-01
Federal National Mortgage Association 5%	0.00	172	12,191,644	2039-10-01
Federal National Mortgage Association 5.5%	0.00	172	11,964,264	2034-01-01
Federal National Mortgage Association 6%	0.00	172	11,924,929	2032-12-01
COMM MORTGAGE TRUST 4.24%	0.00	171	12,490,870	2047-02-10
Commercial Mortgage Trust 4.21%	0.00	171	12,509,478	2046-08-10

# Target Date Fund 2020

**Total Stocks**  
6752

**Total Bonds**  
10626

**Total Cash**  
415

## Bond Portfolio Analysis as of 09-30-18

Security Name	Net Assets %	Market Value \$	Amount \$	Maturity Date
Intel Corporation 2.7%	0.00	171	13,207,584	2022-12-15
Government National Mortgage Association 5%	0.00	169	12,163,013	2039-10-15
Government National Mortgage Association 6%	0.00	169	11,891,161	2037-01-15
LOS ANGELES CNTY CALIF PUB WKS FING AUTH 7.62%	0.00	169	8,953,236	2040-08-01
Wells Fargo Commercial Mortgage Trust 4.42%	0.00	169	12,599,716	2046-07-15
Apache Corporation 3.25%	0.00	168	13,126,757	2022-04-15
Federal Home Loan Mortgage Corporation 4%	0.00	168	12,625,965	2025-02-01
Federal Home Loan Mortgage Corporation 5.5%	0.00	168	12,050,537	2033-03-01
Federal National Mortgage Association 4%	0.00	168	12,777,464	2046-04-01
Kohls Corporation 4.75%	0.00	168	12,690,338	2023-12-15
MORGAN STANLEY BANK OF AMERICA MERRILL LYNCH TRUST 4.06%	0.00	168	12,667,377	2047-02-15
RGS (I&M) Funding Corporation 9.81%	0.00	168	12,697,216	2022-12-07
Spectra Energy Partners, LP 4.75%	0.00	168	12,503,917	2024-03-15
WFRBS COMMERCIAL MORTGAGE TRUST 4.08%	0.00	168	12,619,099	2046-03-15
Government National Mortgage Association 5.5%	0.00	167	12,020,256	2039-02-15
Government National Mortgage Association 6%	0.00	167	11,856,302	2035-08-15
Paccar Financial Corp 1.95%	0.00	167	13,110,220	2020-02-27
Suncor Energy Inc. 6.5%	0.00	167	10,458,569	2038-06-15
Virginia Electric and Power Company 4%	0.00	167	13,482,950	2043-01-15
Boston Properties, Inc. 4.12%	0.00	165	12,706,280	2021-05-15
Government National Mortgage Association 5%	0.00	165	12,169,771	2039-09-15
Government National Mortgage Association 5%	0.00	165	12,169,233	2034-02-15
PacifiCorp 5.25%	0.00	165	11,511,769	2035-06-15
Csmc Coml Mtg Tr 2016-Nxsr 3.79%	0.00	164	12,990,013	2049-12-15
Federal Home Loan Mortgage Corporation 3%	0.00	164	13,017,475	2026-01-01
Federal Home Loan Mortgage Corporation 5.5%	0.00	164	11,928,572	2034-12-01
Federal National Mortgage Association 4.5%	0.00	164	12,408,092	2039-02-01
Government National Mortgage Association 6%	0.00	164	11,825,845	2042-05-20
Wells Fargo Commercial Mortgage Trust 3.79%	0.00	164	12,947,522	2049-12-15
Citigroup Commercial Mortgage Trust 3.37%	0.00	163	13,070,894	2047-10-10
Federal Home Loan Mortgage Corporation 3%	0.00	163	13,388,430	2043-08-01
Federal Home Loan Mortgage Corporation 5.5%	0.00	163	12,133,037	2033-09-01
Federal National Mortgage Association 6%	0.00	163	11,740,222	2040-06-01
JPMBB Commercial Mortgage Securities Trust 2015-C32 2.82%	0.00	163	13,035,546	2048-11-15
Keurig Dr Pepper Inc 2.55%	0.00	163	14,786,606	2026-09-15
Citigroup Commercial Mortgage Trust 4.68%	0.00	162	13,210,791	2047-10-10
Federal Home Loan Mortgage Corporation 3.5%	0.00	162	13,026,566	2043-08-01
Federal National Mortgage Association 3%	0.00	160	13,146,985	2033-10-01
Federal National Mortgage Association 4%	0.00	160	12,767,479	2045-01-01
Federal National Mortgage Association 5.5%	0.00	160	11,908,381	2033-11-01
Hyundai Auto Receivables Trust 2.79%	0.00	160	12,993,730	2022-07-15
JPMBB COMMERCIAL MORTGAGE SECURITIES TRUST 3.18%	0.00	160	13,293,371	2048-02-15
Jpmcc 2016-Jp3 2.43%	0.00	160	13,265,161	2049-08-15
Santander Drive Auto 2017-1 3.17%	0.00	160	13,004,594	2023-04-17
Wells Fargo Coml T 2.4%	0.00	160	13,312,795	2049-11-15
Ally Auto Rcvbls 1.99%	0.00	159	13,098,684	2022-03-15
Carmax Auto Owner Tr 2017-1 2.27%	0.00	159	13,172,178	2022-09-15
Federal Home Loan Mortgage Corporation 4.5%	0.00	159	12,501,961	2030-04-01
Federal National Mortgage Association 3%	0.00	159	13,374,016	2042-09-01
Federal National Mortgage Association 5.5%	0.00	159	11,922,326	2037-06-01
Government National Mortgage Association 4.5%	0.00	159	12,382,584	2039-09-15
Government National Mortgage Association 5%	0.00	159	12,191,772	2043-12-20
Government National Mortgage Association 6%	0.00	159	11,971,226	2042-07-20
Honda Auto Receivables Owner Trust 1.33%	0.00	159	13,134,005	2022-11-18
Morgan Stanley Bank of America Merrill Lynch Trust 2013-C10 4.1%	0.00	159	12,657,374	2046-07-15

# Target Date Fund 2020

**Total Stocks**  
6752

**Total Bonds**  
10626

**Total Cash**  
415

## Bond Portfolio Analysis as of 09-30-18

Security Name	Net Assets %	Market Value \$	Amount \$	Maturity Date
United States Treasury Bonds 6.62%	0.00	159	10,210,016	2027-02-15
United States Treasury Bonds 7.62%	0.00	159	10,197,743	2025-02-15
CarMax Auto Owner Trust 2017-2 2.25%	0.00	158	13,205,221	2022-09-15
Federal Home Loan Mortgage Corporation 2.5%	0.00	158	13,354,751	2030-08-01
Federal National Mortgage Association 5.5%	0.00	158	11,983,402	2033-02-01
Ford Credit Auto Owner Trust 2.16%	0.00	158	13,261,518	2023-03-15
Frd.Cred.Auto.Own (A-1) 2017-A 1.92%	0.00	158	13,195,418	2022-04-15
Government National Mortgage Association 3.5%	0.00	158	12,980,036	2043-04-20
Government National Mortgage Association 4.5%	0.00	158	12,383,787	2039-03-15
Government National Mortgage Association 5%	0.00	158	12,188,352	2039-03-15
United Airlines, Inc. 6.54%	0.00	158	12,770,549	2020-08-02
United States Treasury Bonds 6.38%	0.00	158	10,272,419	2027-08-15
United States Treasury Bonds 6.75%	0.00	158	10,248,595	2026-08-15
Wells Fargo Commercial Mortgage Trust 3.1%	0.00	158	13,531,978	2049-06-15
Zoetis Inc. 3.45%	0.00	158	12,866,590	2020-11-13
Air Lease Corporation 3.62%	0.00	156	13,992,725	2027-04-01
Federal Home Loan Mortgage Corporation 5.5%	0.00	156	11,924,964	2033-12-01
Federal Home Loan Mortgage Corporation 6%	0.00	156	11,676,467	2032-12-01
Federal Home Loan Mortgage Corporation 6%	0.00	156	11,714,576	2037-12-01
Federal National Mortgage Association 3.5%	0.00	156	13,030,770	2043-09-01
Federal National Mortgage Association 5%	0.00	156	12,259,765	2033-06-01
Federal National Mortgage Association 5.5%	0.00	156	11,983,075	2039-01-01
Federal National Mortgage Association 6.5%	0.00	156	11,491,480	2039-01-01
Government National Mortgage Association 5%	0.00	156	12,124,134	2035-08-20
Government National Mortgage Association 5%	0.00	156	12,235,078	2038-03-15
Government National Mortgage Association 5.5%	0.00	156	11,906,985	2041-12-20
Union Pacific Corporation 3.65%	0.00	156	12,959,080	2024-02-15
United States Treasury Bonds 6.5%	0.00	156	10,339,218	2026-11-15
United States Treasury Bonds 7.5%	0.00	156	10,328,545	2024-11-15
Federal National Mortgage Association 4%	0.00	155	12,656,362	2025-04-01
Government National Mortgage Association 4.5%	0.00	155	12,382,858	2039-10-15
Jpmcc 2016-Jp3 3.14%	0.00	155	13,723,418	2049-08-15
McDonald's Corporation 2.75%	0.00	155	13,016,671	2020-12-09
United States Treasury Bonds 6.88%	0.00	155	10,427,254	2025-08-15
iHeartCommunications Inc 9%	0.00	154	3,760,084	2022-09-15
Federal Home Loan Mortgage Corporation 5%	0.00	154	12,112,784	2033-10-01
Jpmcc Commercial Mortgage Securities Trust-C30 3.55%	0.00	154	12,970,002	2048-07-15
Berkshire Hathaway Finance Corporation 5.75%	0.00	152	10,742,332	2040-01-15
Citigroup Commercial Mortgage Trust 4.92%	0.00	152	12,526,478	2049-02-10
Federal Home Loan Mortgage Corporation 5.5%	0.00	152	11,941,262	2036-01-01
Union Pacific Corporation 4.3%	0.00	152	13,158,950	2042-06-15
Federal Home Loan Mortgage Corporation 5%	0.00	151	12,176,221	2039-02-01
Federal National Mortgage Association 6%	0.00	151	11,747,321	2038-05-01
Federal National Mortgage Association 6.5%	0.00	151	11,786,143	2036-08-01
Government National Mortgage Association 5%	0.00	151	12,169,890	2033-07-15
Enterprise Products Operating LP 2.55%	0.00	150	12,973,236	2019-10-15
Federal Home Loan Mortgage Corporation 4.08%	0.00	150	12,692,180	2020-11-25
Government National Mortgage Association 6.5%	0.00	150	11,441,000	2032-08-20
The Estee Lauder Companies Inc. 6%	0.00	150	10,599,274	2037-05-15
WFRBS COML MTG TR 3.91%	0.00	150	13,736,376	2057-09-15
Federal National Mortgage Association 3%	0.00	149	13,389,545	2044-03-01
Federal National Mortgage Association 5%	0.00	149	12,171,731	2035-06-01
Federal National Mortgage Association 3%	0.00	147	13,003,362	2027-01-01
Federal National Mortgage Association 4%	0.00	147	12,700,447	2041-08-01
Government National Mortgage Association 6%	0.00	147	11,829,892	2034-09-15

# Target Date Fund 2020

**Total Stocks**  
6752

**Total Bonds**  
10626

**Total Cash**  
415

## Bond Portfolio Analysis as of 09-30-18

Security Name	Net Assets %	Market Value \$	Amount \$	Maturity Date
United States Treasury Bonds 7.62%	0.00	147	10,937,535	2022-11-15
Xerox Corporation 2.8%	0.00	147	13,201,171	2020-05-15
Federal Home Loan Mortgage Corporation 3%	0.00	146	13,017,734	2027-04-01
Federal Home Loan Mortgage Corporation 4.5%	0.00	146	12,501,190	2030-08-01
Federal National Mortgage Association 3%	0.00	146	13,035,927	2030-11-01
Federal National Mortgage Association 5.5%	0.00	146	11,988,873	2033-03-01
Federal National Mortgage Association 5.5%	0.00	146	11,975,065	2033-11-01
Government National Mortgage Association 2.5%	0.00	146	13,316,845	2030-10-20
Government National Mortgage Association 5%	0.00	146	12,364,173	2033-12-15
Government National Mortgage Association 5.5%	0.00	146	12,044,554	2037-04-20
United States Treasury Bonds 7.12%	0.00	146	11,037,481	2023-02-15
Wells Fargo Commercial Trust 2015-C30 3.41%	0.00	146	13,145,757	2058-09-15
Federal Home Loan Mortgage Corporation 5.5%	0.00	145	12,027,117	2033-02-01
Federal National Mortgage Association 5%	0.00	145	12,178,854	2035-09-01
Federal National Mortgage Association 5.5%	0.00	145	11,956,913	2033-09-01
Government National Mortgage Association 2.5%	0.00	145	13,619,043	2043-06-20
Federal Home Loan Mortgage Corporation 5%	0.00	143	12,175,369	2039-01-01
Federal Home Loan Mortgage Corporation 5.5%	0.00	143	11,934,370	2034-01-01
Federal National Mortgage Association 5.5%	0.00	143	11,974,368	2033-06-01
Government National Mortgage Association 6%	0.00	143	11,601,364	2034-05-20
Sempra Energy 2.85%	0.00	143	13,079,039	2020-11-15
United States Treasury Bonds 8.12%	0.00	143	11,296,849	2021-08-15
CARMAX AUTO OWNER TR 2017-4 2.33%	0.00	142	13,249,753	2023-05-15
Federal Home Loan Mortgage Corporation 3.5%	0.00	142	12,830,997	2029-11-01
Federal Home Loan Mortgage Corporation 4%	0.00	142	12,684,498	2040-02-01
Government National Mortgage Association 3.5%	0.00	142	13,000,120	2045-01-15
Government National Mortgage Association 5.5%	0.00	142	11,994,750	2032-10-20
United States Treasury Bonds 8.12%	0.00	142	11,420,818	2021-05-15
Csail Commercial Mortgage Trust 3.23%	0.00	141	13,264,535	2057-06-15
Federal National Mortgage Association 2.5%	0.00	141	13,291,271	2028-07-01
Federal National Mortgage Association 5.5%	0.00	141	11,979,944	2038-05-01
Government National Mortgage Association 5.5%	0.00	141	11,899,335	2034-06-15
Government National Mortgage Association 6%	0.00	141	11,864,610	2037-08-20
Morgan Stanley BAML Trust 3.34%	0.00	141	13,211,886	2048-03-15
The Estee Lauder Companies Inc. 4.15%	0.00	141	12,881,581	2047-03-15
Archer-Daniels-Midland Company 4.48%	0.00	140	12,557,764	2021-03-01
Federal Home Loan Mortgage Corporation 4%	0.00	140	12,754,272	2039-06-01
Federal National Mortgage Association 3%	0.00	140	13,015,069	2027-08-01
Federal National Mortgage Association 3.5%	0.00	140	12,849,151	2025-11-01
Federal National Mortgage Association 5.5%	0.00	140	11,986,345	2032-11-01
Government National Mortgage Association 4%	0.00	140	12,554,209	2041-11-15
GS MORTGAGE SECURITIES TRUST 3.14%	0.00	140	13,272,267	2048-02-10
Israel (State Of) 5.5%	0.00	140	10,538,539	2033-09-18
Jpmcc Commercial Mortgage Securities 3.24%	0.00	140	12,993,192	2050-03-15
Thomson Reuters Corp. 5.85%	0.00	140	11,939,254	2040-04-15
United States Treasury Bonds 7.88%	0.00	140	11,594,629	2021-02-15
Wells Fargo Commercial Mortgage Trust 2015-Lc22 3.57%	0.00	140	13,023,853	2058-09-15
Federal Home Loan Mortgage Corporation 2.5%	0.00	138	13,301,164	2028-06-01
Phillips 66 Partners LP 3.6%	0.00	138	13,397,367	2025-02-15
United States Treasury Bonds 8.75%	0.00	138	11,669,905	2020-08-15
Federal National Mortgage Association 3.5%	0.00	137	13,038,799	2043-09-01
Federal National Mortgage Association 4%	0.00	137	12,700,394	2041-01-01
Federal National Mortgage Association 4.5%	0.00	137	12,461,289	2033-12-01
Federal National Mortgage Association 5.5%	0.00	137	12,110,883	2023-10-01
Government National Mortgage Association 5%	0.00	137	12,168,024	2034-05-15

# Target Date Fund 2020

**Total Stocks**  
6752

**Total Bonds**  
10626

**Total Cash**  
415

## Bond Portfolio Analysis as of 09-30-18

Security Name	Net Assets %	Market Value \$	Amount \$	Maturity Date
Kinder Morgan Energy Partners LP 6.95%	0.00	137	10,659,909	2038-01-15
Morgan Stanley Bank of America Merrill Lynch Trust 2013-C10 4.22%	0.00	137	12,783,422	2046-07-15
United States Treasury Bonds 8.75%	0.00	137	11,801,851	2020-05-15
Federal National Mortgage Association 6%	0.00	136	11,738,590	2035-04-01
Ford Credit Auto Owner Trust 1.52%	0.00	136	13,123,628	2021-08-15
General Motors Financial Company Inc 3.45%	0.00	136	13,138,265	2022-04-10
World Omni Auto Re 1.48%	0.00	136	13,298,392	2022-11-15
Federal Home Loan Banks 5.62%	0.00	134	12,071,739	2021-06-11
Federal Home Loan Mortgage Corporation 5.5%	0.00	134	11,927,021	2033-03-01
Federal National Mortgage Association 5.5%	0.00	134	11,984,860	2037-07-01
Government National Mortgage Association 2.5%	0.00	134	13,316,813	2031-04-20
Public Service Electric and Gas Company 3.6%	0.00	134	14,144,269	2047-12-01
Shell International Finance B.V. 1.88%	0.00	134	13,351,225	2021-05-10
United States Treasury Bonds 8.5%	0.00	134	11,999,619	2020-02-15
Wf-Rbs Commercial Mtg Tst 2012-C7 4.09%	0.00	134	12,833,439	2045-06-15
Commercial Mortgage Trust 3.04%	0.00	133	12,918,930	2046-10-10
Federal Home Loan Mortgage Corporation 6%	0.00	133	11,893,794	2029-05-01
Federal National Mortgage Association 3%	0.00	133	13,373,933	2042-05-01
Federal National Mortgage Association 4.5%	0.00	133	12,521,785	2033-07-01
Government National Mortgage Association 5%	0.00	133	12,167,423	2033-11-15
Government National Mortgage Association 5.5%	0.00	133	11,993,807	2034-05-20
Uruguay (Republic of) 5.1%	0.00	133	12,668,257	2050-06-18
Federal Home Loan Mortgage Corporation 4.33%	0.00	132	12,649,705	2020-10-25
Federal National Mortgage Association 4.5%	0.00	132	12,758,616	2020-08-01
FiServ Inc. 3.85%	0.00	132	13,035,772	2025-06-01
Government National Mortgage Association 4.5%	0.00	132	12,339,150	2040-05-15
LOS ANGELES CALIF DEPT WTR & PWR 6.6%	0.00	132	9,217,889	2050-07-01
United Health Group Incorporated 2.7%	0.00	132	13,003,311	2020-07-15
Cardinal Health, Inc. 4.37%	0.00	131	14,522,368	2047-06-15
COMM 2012-CCRE1 Mortgage Trust 3.91%	0.00	131	12,838,752	2045-05-15
Federal Home Loan Mortgage Corporation 5.5%	0.00	131	12,133,014	2032-12-01
Federal National Mortgage Association 3.5%	0.00	131	13,027,205	2042-06-01
Federal National Mortgage Association 4%	0.00	131	12,700,544	2041-11-01
Federal National Mortgage Association 4.5%	0.00	131	12,518,243	2048-04-01
Government National Mortgage Association 6%	0.00	131	11,938,303	2039-08-20
Morgan Stanley BAML Trust 3.15%	0.00	131	13,080,507	2048-03-15
Nevada Power Company 5.45%	0.00	131	11,367,426	2041-05-15
Americredit Automobile Receivables Trust 2015-3 3.34%	0.00	129	12,883,635	2021-08-08
Federal Home Loan Mortgage Corporation 5.5%	0.00	129	12,003,120	2038-04-01
Federal National Mortgage Association 3.5%	0.00	129	13,012,680	2043-07-01
Federal National Mortgage Association 4%	0.00	129	12,700,743	2040-11-01
Federal National Mortgage Association 5%	0.00	129	12,144,750	2040-08-01
Santander Drive Auto Receivables Trust 2013-5 3.51%	0.00	129	12,959,067	2023-08-15
Federal Home Loan Mortgage Corporation 4%	0.00	128	12,684,783	2040-10-01
Federal National Mortgage Association 6%	0.00	128	11,758,774	2032-11-01
Gm Financial Automobile Leasing Trust 2.12%	0.00	128	13,091,857	2021-09-20
Kellogg Company 4.15%	0.00	128	12,758,838	2019-11-15
Santander Drive Au 2.63%	0.00	128	12,999,222	2022-07-15
Federal Home Loan Mortgage Corporation 6%	0.00	127	11,888,414	2039-10-01
Federal National Mortgage Association 3%	0.00	127	13,003,621	2027-03-01
Federal National Mortgage Association 4%	0.00	127	12,700,812	2041-10-01
Federal National Mortgage Association 4.5%	0.00	127	12,414,009	2041-03-01
Government National Mortgage Association 5.5%	0.00	127	11,902,356	2033-07-15
Federal National Mortgage Association 4%	0.00	125	12,607,435	2034-01-01
Federal National Mortgage Association 5.5%	0.00	125	11,945,910	2035-01-01

# Target Date Fund 2020

**Total Stocks**  
6752

**Total Bonds**  
10626

**Total Cash**  
415

## Bond Portfolio Analysis as of 09-30-18

Security Name	Net Assets %	Market Value \$	Amount \$	Maturity Date
Federal National Mortgage Association 6.5%	0.00	125	11,786,120	2028-05-01
Government National Mortgage Association 3.5%	0.00	125	12,935,925	2042-05-15
JPMBB Commercial Mortgage Securities Trust 4.17%	0.00	125	12,753,722	2045-07-15
Toyota Auto Receivables 2017-D 2.12%	0.00	125	13,268,592	2023-02-15
AMERICAN MUN PWR OHIO INC 8.08%	0.00	124	8,247,984	2050-02-15
COMM 2013-CCRE11 Mortgage Trust 5.33%	0.00	124	12,446,781	2050-08-10
Federal Home Loan Mortgage Corporation 2.5%	0.00	124	13,366,379	2030-08-01
Federal Home Loan Mortgage Corporation 2.5%	0.00	124	13,954,530	2046-08-01
Federal Home Loan Mortgage Corporation 3%	0.00	124	13,388,907	2043-10-01
Federal Home Loan Mortgage Corporation 3%	0.00	124	13,047,964	2029-02-01
Federal Home Loan Mortgage Corporation 5%	0.00	124	12,174,333	2041-11-01
Federal National Mortgage Association 5%	0.00	124	12,174,825	2034-06-01
Federal National Mortgage Association 5%	0.00	124	12,177,376	2035-12-01
Government National Mortgage Association 4.5%	0.00	124	12,297,357	2039-05-15
Government National Mortgage Association 5.5%	0.00	124	11,992,608	2033-02-20
Private Export Funding Corp. 2.8%	0.00	124	13,049,272	2022-05-15
Federal Home Loan Mortgage Corporation 1.38%	0.00	123	13,209,371	2020-05-01
Federal National Mortgage Association 3.5%	0.00	123	13,027,050	2043-07-01
Federal National Mortgage Association 3.5%	0.00	123	13,027,077	2041-02-01
Federal National Mortgage Association 5%	0.00	123	12,171,304	2034-03-01
Federal National Mortgage Association 6.5%	0.00	123	11,619,687	2037-02-01
Government National Mortgage Association 5.5%	0.00	123	11,927,481	2038-02-15
JP MORGAN CHASE COMMERCIAL MORTGAGE SECURITIES TRUST 4.44%	0.00	123	12,593,602	2047-02-15
Public Service Company of Oklahoma 4.4%	0.00	123	12,644,184	2021-02-01
Bank Of Amer Merrill Lynch Coml Mtg 3.75%	0.00	121	13,156,548	2050-02-15
Federal Home Loan Mortgage Corporation 4.5%	0.00	121	12,513,733	2023-12-01
Federal Home Loan Mortgage Corporation 5%	0.00	121	12,218,964	2033-09-01
Federal National Mortgage Association 3%	0.00	121	13,388,720	2043-05-01
Federal National Mortgage Association 3%	0.00	121	13,003,609	2027-07-01
Federal National Mortgage Association 5.5%	0.00	121	11,970,951	2034-04-01
Jpmcc 2016-Jp4 2.98%	0.00	121	13,089,035	2049-12-15
Santander Drive Auto Receivables Trust 2013-5 4.07%	0.00	121	12,956,501	2024-08-15
Airgas, Inc. 3.65%	0.00	120	12,901,834	2024-07-15
AT&T Inc 3.9%	0.00	120	12,999,607	2024-03-11
Csail Commercial Mortgage Trust 3.45%	0.00	120	13,314,742	2050-09-15
Federal Home Loan Mortgage Corporation 4.5%	0.00	120	12,386,382	2041-05-01
Federal Home Loan Mortgage Corporation 6.5%	0.00	120	11,678,062	2035-07-01
Federal National Mortgage Association 3.5%	0.00	120	13,026,805	2043-08-01
Federal National Mortgage Association 5%	0.00	120	12,542,983	2020-10-01
Federal National Mortgage Association 5%	0.00	120	12,167,738	2038-02-01
Federal National Mortgage Association 5.5%	0.00	120	11,933,479	2035-08-01
Federal National Mortgage Association 6.5%	0.00	120	11,486,322	2037-07-01
JPMBB Commercial Mortgage Securities Trust 4.41%	0.00	120	12,597,879	2046-08-15
Federal Home Loan Mortgage Corporation 5.5%	0.00	119	11,927,731	2034-12-01
Federal National Mortgage Association 6%	0.00	119	11,745,551	2029-07-01
Government National Mortgage Association 4.5%	0.00	119	12,398,785	2041-06-15
Jpmdb Commercial Mortgage Secu 3.14%	0.00	119	13,444,703	2049-06-15
Pepsico Capital Resources, Inc. 4.45%	0.00	119	12,258,659	2046-04-14
Apple Inc. 3.45%	0.00	118	14,402,122	2045-02-09
Federal Home Loan Mortgage Corporation 4.5%	0.00	118	12,408,538	2039-02-01
Federal Home Loan Mortgage Corporation 5.5%	0.00	118	11,931,851	2037-06-01
Federal National Mortgage Association 5.5%	0.00	118	11,989,385	2037-05-01
Federal National Mortgage Association 6%	0.00	118	11,753,468	2034-01-01
Government National Mortgage Association 3.5%	0.00	118	12,967,887	2043-04-15
Federal Home Loan Mortgage Corporation 3.5%	0.00	116	12,854,582	2025-12-01

# Target Date Fund 2020

**Total Stocks**  
6752

**Total Bonds**  
10626

**Total Cash**  
415

## Bond Portfolio Analysis as of 09-30-18

Security Name	Net Assets %	Market Value \$	Amount \$	Maturity Date
Federal Home Loan Mortgage Corporation 6%	0.00	116	11,684,863	2032-12-01
Federal Home Loan Mortgage Corporation 6.5%	0.00	116	11,680,391	2034-09-01
Federal National Mortgage Association 5.5%	0.00	116	12,010,296	2038-02-01
Government National Mortgage Association 5.5%	0.00	116	11,906,249	2033-07-15
Government National Mortgage Association 6%	0.00	116	11,959,784	2039-12-15
The Walt Disney Company 4.38%	0.00	116	12,617,316	2041-08-16
Federal Home Loan Mortgage Corporation 4.5%	0.00	115	12,758,297	2024-03-01
Federal National Mortgage Association 5.5%	0.00	115	11,972,311	2033-05-01
Federal National Mortgage Association 6%	0.00	115	11,770,363	2037-04-01
Government National Mortgage Association 5%	0.00	115	12,167,373	2033-07-15
CENTERPOINT ENERGY RESTORATION BOND COMPANY, LLC 4.24%	0.00	114	12,645,774	2023-08-15
Santander Drive Auto Receivables Trust 2015-4 3.53%	0.00	114	12,882,332	2021-08-16
Spectra Energy Partners, LP 3.38%	0.00	114	13,723,041	2026-10-15
Federal National Mortgage Association 3%	0.00	112	13,003,381	2027-07-01
Federal National Mortgage Association 4%	0.00	112	12,666,798	2030-06-01
Federal National Mortgage Association 4.5%	0.00	112	12,477,103	2041-04-01
Federal National Mortgage Association 6%	0.00	112	11,742,228	2037-01-01
Ford Credit Auto Owner Trust 3.16%	0.00	112	12,929,794	2023-10-15
Government National Mortgage Association 2.5%	0.00	112	13,619,963	2043-12-20
Morgan Stanley BAML Trust 3.32%	0.00	112	13,009,171	2048-10-15
Nissan Auto Rec Tr 2018-A 2.89%	0.00	112	13,034,637	2024-06-17
Santander Drive Auto Receivables Trust 2013-5 3.29%	0.00	112	12,943,419	2022-10-17
Sdart (A-1) 2017-2 2.79%	0.00	112	12,993,977	2022-08-15
BMW Vehicle Owner 2.51%	0.00	111	13,142,636	2024-06-25
Federal Home Loan Mortgage Corporation 4%	0.00	111	12,627,332	2024-11-01
Federal Home Loan Mortgage Corporation 5.5%	0.00	111	11,952,301	2034-04-01
Federal Home Loan Mortgage Corporation 5.5%	0.00	111	11,935,027	2036-03-01
Federal National Mortgage Association 5.5%	0.00	111	11,963,038	2035-12-01
Federal National Mortgage Association 6%	0.00	111	11,744,106	2032-09-01
Government National Mortgage Association 6%	0.00	111	11,959,695	2038-11-15
Nissan Auto Receivables 2016-B 1.54%	0.00	111	13,214,785	2022-10-17
CARMAX AUTO OWNER TR 2017-4 2.46%	0.00	110	13,259,960	2023-08-15
Federal Home Loan Mortgage Corporation 4.5%	0.00	110	12,384,782	2041-06-01
Federal National Mortgage Association 5%	0.00	110	12,145,016	2040-03-01
Federal Home Loan Mortgage Corporation 5.5%	0.00	109	11,952,642	2033-01-01
Federal National Mortgage Association 4%	0.00	109	12,700,996	2040-08-01
Federal National Mortgage Association 5.5%	0.00	109	12,060,521	2038-04-01
Federal National Mortgage Association 5.5%	0.00	109	11,982,133	2033-03-01
Ford Credit Floorplan Master Owner Trust A 1.98%	0.00	109	13,096,256	2022-01-15
Government National Mortgage Association 4.5%	0.00	109	12,384,144	2040-01-15
Ally Auto Rcvbls 2.01%	0.00	107	13,169,152	2022-03-15
Apple Inc. 4.5%	0.00	107	12,019,079	2036-02-23
Berkshire Hathaway Energy Company 6.12%	0.00	107	10,673,948	2036-04-01
Federal National Mortgage Association 6%	0.00	107	11,745,095	2033-12-01
Federal National Mortgage Association 6%	0.00	107	11,741,827	2036-09-01
Federal National Mortgage Association 6.5%	0.00	107	11,594,054	2032-07-01
Government National Mortgage Association 5.5%	0.00	107	12,037,907	2040-10-20
Comm 2014 CCRE15 Mortgage Trust 4.07%	0.00	106	12,581,060	2047-02-10
Enbridge Incorporation 4.5%	0.00	106	13,314,210	2044-06-10
Federal National Mortgage Association 4.5%	0.00	106	12,405,138	2039-04-01
Federal National Mortgage Association 5%	0.00	106	12,143,988	2041-04-01
Simon Property Group, L.P. 3.38%	0.00	106	13,206,008	2024-10-01
AbbVie Inc. 4.5%	0.00	105	13,452,952	2035-05-14
Federal National Mortgage Association 4%	0.00	105	12,658,359	2024-06-01
Federal National Mortgage Association 6%	0.00	105	11,765,827	2038-12-01



# Target Date Fund 2020

**Total Stocks**  
6752

**Total Bonds**  
10626

**Total Cash**  
415

## Bond Portfolio Analysis as of 09-30-18

Security Name	Net Assets %	Market Value \$	Amount \$	Maturity Date
Keurig Dr Pepper Inc 7.45%	0.00	105	10,341,138	2038-05-01
SANTANDER DRIVE AUTO RECEIVABLES TRUST 3.56%	0.00	105	12,958,866	2024-07-15
SANTANDER DRIVE AUTO RECEIVABLES TRUST 3.98%	0.00	105	12,966,610	2025-12-15
Carmax Auto Owner Trust 1.83%	0.00	103	13,068,046	2021-06-15
Federal Home Loan Mortgage Corporation 3%	0.00	103	13,017,500	2026-11-01
Federal Home Loan Mortgage Corporation 5%	0.00	103	12,171,307	2037-07-01
Federal National Mortgage Association 2.48%	0.00	103	13,413,093	2023-03-25
Federal National Mortgage Association 6.5%	0.00	103	11,786,136	2037-10-01
Government National Mortgage Association 4%	0.00	103	12,590,412	2041-04-20
Government National Mortgage Association 4.5%	0.00	103	12,396,617	2025-03-15
JPMBB Commercial Mortgage Securities Trust 4.71%	0.00	103	12,882,297	2047-09-15
Federal Home Loan Mortgage Corporation 2.5%	0.00	102	13,300,812	2028-02-01
Federal Home Loan Mortgage Corporation 2.5%	0.00	102	13,301,277	2028-09-01
Federal National Mortgage Association 5.5%	0.00	102	11,917,627	2034-07-01
Government National Mortgage Association 5.5%	0.00	102	11,913,955	2033-05-15
Federal Home Loan Mortgage Corporation 5%	0.00	101	12,210,720	2035-08-01
Federal Home Loan Mortgage Corporation 6%	0.00	101	11,675,731	2033-12-01
Federal National Mortgage Association 5.5%	0.00	101	11,977,488	2038-10-01
Federal National Mortgage Association 6%	0.00	101	11,970,145	2038-01-01
Government National Mortgage Association 4.5%	0.00	101	12,486,851	2033-10-15
Government National Mortgage Association 6%	0.00	101	11,959,806	2032-02-15
GS Mortgage Securities Trust 2016-GS4 3.44%	0.00	101	13,206,394	2049-11-10
Mayo Clinic 4%	0.00	101	13,255,036	2047-11-15
NEW YORK N Y 5.52%	0.00	101	10,983,368	2037-10-01
Comcast Corporation 5.65%	0.00	99	11,667,434	2035-06-15
Federal Home Loan Mortgage Corporation 2.5%	0.00	99	13,301,133	2028-06-01
Federal Home Loan Mortgage Corporation 6%	0.00	99	11,676,933	2032-01-01
GNMA PASS-THRU M SINGLE FAMILY 2.5%	0.00	99	13,611,254	2044-11-20
The Coca-Cola Company 2.5%	0.00	99	13,355,235	2023-04-01
Federal Home Loan Mortgage Corporation 6%	0.00	98	11,687,562	2036-02-01
Federal National Mortgage Association 5%	0.00	98	12,172,508	2035-11-01
Federal National Mortgage Association 6.5%	0.00	98	11,786,031	2032-10-01
Government National Mortgage Association 6%	0.00	98	11,893,732	2033-10-15
Federal Home Loan Mortgage Corporation 3.5%	0.00	97	12,840,367	2026-02-01
Federal National Mortgage Association 5%	0.00	97	12,164,429	2035-08-01
Government National Mortgage Association 3%	0.00	97	13,328,744	2047-07-20
Government National Mortgage Association 4%	0.00	97	12,700,213	2039-07-15
Government National Mortgage Association 6%	0.00	97	11,828,409	2033-09-20
Comcast Corporation 4.4%	0.00	96	13,168,946	2035-08-15
Federal Home Loan Mortgage Corporation 5%	0.00	96	12,175,039	2038-10-01
Federal National Mortgage Association 2.28%	0.00	96	13,369,904	2022-12-27
Federal National Mortgage Association 3%	0.00	96	13,003,270	2025-11-01
General Motors Company 5.2%	0.00	96	14,223,673	2045-04-01
Government National Mortgage Association 4.5%	0.00	96	12,387,838	2039-09-15
Government National Mortgage Association 5.5%	0.00	96	12,024,549	2033-03-15
Federal National Mortgage Association 5%	0.00	94	12,171,337	2035-07-01
Federal National Mortgage Association 6%	0.00	94	11,761,569	2036-09-01
Federal Home Loan Mortgage Corporation 5%	0.00	93	12,305,626	2023-06-01
Federal Home Loan Mortgage Corporation 5.5%	0.00	93	12,133,026	2036-03-01
Federal National Mortgage Association 3.5%	0.00	93	13,040,816	2030-10-01
Federal National Mortgage Association 4%	0.00	93	12,702,255	2039-10-01
Federal National Mortgage Association 4.5%	0.00	93	12,413,048	2039-11-01
Federal National Mortgage Association 5.5%	0.00	93	12,098,010	2037-07-01
AmeriCredit Automobile Receivables Trust 2017-2 2.97%	0.00	92	13,041,294	2023-03-20
BP Capital Markets plc 3.99%	0.00	92	12,667,357	2023-09-26

# Target Date Fund 2020

**Total Stocks**  
6752

**Total Bonds**  
10626

**Total Cash**  
415

## Bond Portfolio Analysis as of 09-30-18

Security Name	Net Assets %	Market Value \$	Amount \$	Maturity Date
Federal Home Loan Mortgage Corporation 3.5%	0.00	92	12,854,767	2026-07-01
Federal Home Loan Mortgage Corporation 3.5%	0.00	92	12,848,338	2026-12-01
Federal National Mortgage Association 2.5%	0.00	92	13,888,444	2042-10-01
Government National Mortgage Association 5.5%	0.00	92	11,883,336	2038-06-15
GS Mortgage Securities Trust 3.28%	0.00	92	13,199,535	2046-02-10
JPMBB Commercial Mortgage Securities Trust 3.16%	0.00	92	12,927,387	2045-07-15
Microsoft Corporation 3.45%	0.00	92	13,552,505	2036-08-08
Ice - Cdx Hy Cdsi S21 5y Prc 12/20/2018 At 260 Bps - Jpm	0.00	91	318,768,231	2018-12-20
AvalonBay Communities, Inc. 3.62%	0.00	90	12,860,812	2020-10-01
Federal National Mortgage Association 5%	0.00	90	12,183,190	2036-11-01
Federal National Mortgage Association 6%	0.00	90	11,754,046	2037-09-01
Government National Mortgage Association 3.5%	0.00	90	12,980,382	2045-06-20
Quest Diagnostics Incorporated 5.75%	0.00	90	12,301,927	2040-01-30
Telefonica Europe B V 8.25%	0.00	90	10,097,956	2030-09-15
21st Century Fox America, Inc. 6.55%	0.00	89	10,264,484	2033-03-15
COMM MORTGAGE TRUST 4.72%	0.00	89	12,925,110	2047-02-10
Federal Home Loan Mortgage Corporation 2.5%	0.00	89	13,301,185	2028-10-01
Federal Home Loan Mortgage Corporation 3.5%	0.00	89	12,854,582	2026-06-01
Federal Home Loan Mortgage Corporation 4.5%	0.00	89	12,459,004	2033-08-01
Federal Home Loan Mortgage Corporation 6%	0.00	89	11,893,801	2031-12-01
Government National Mortgage Association 2.5%	0.00	89	13,316,993	2030-09-20
Kreditanstalt Fur Wiederaufbau 0%	0.00	89	23,989,740	2037-06-29
AmeriCredit Automobile Receivables Trust 2017-2 3.42%	0.00	88	13,013,632	2023-04-18
CVS Health Corp 4.88%	0.00	88	12,859,020	2035-07-20
Federal Home Loan Mortgage Corporation 4.5%	0.00	88	12,511,523	2046-05-01
Federal Home Loan Mortgage Corporation 4.5%	0.00	88	12,519,667	2024-06-01
Federal Home Loan Mortgage Corporation 5.5%	0.00	88	11,974,862	2038-08-01
Federal National Mortgage Association 3%	0.00	88	13,003,574	2027-10-01
Federal National Mortgage Association 4%	0.00	88	12,660,794	2025-09-01
Federal National Mortgage Association 5.5%	0.00	88	11,970,542	2034-02-01
Federal National Mortgage Association 6%	0.00	88	11,758,142	2028-10-01
Federal National Mortgage Association 6%	0.00	88	11,740,893	2035-10-01
Government National Mortgage Association 6%	0.00	88	11,825,325	2035-08-20
GS MORTGAGE SECURITIES TRUST 4.65%	0.00	88	12,438,280	2046-11-10
Phillips 66 4.88%	0.00	88	12,465,325	2044-11-15
Union Pacific Corporation 4.15%	0.00	88	13,466,520	2045-01-15
Federal Home Loan Mortgage Corporation 3.5%	0.00	87	13,026,670	2043-02-01
Federal Home Loan Mortgage Corporation 5%	0.00	87	12,143,547	2033-12-01
Federal National Mortgage Association 4.5%	0.00	87	12,485,566	2025-01-01
Federal National Mortgage Association 6%	0.00	87	11,967,576	2036-04-01
Government National Mortgage Association 4.5%	0.00	87	12,384,828	2039-07-15
MetLife Inc. 6.5%	0.00	87	10,534,632	2032-12-15
NEW YORK ST DORM AUTH 5.6%	0.00	87	10,884,989	2040-03-15
Noble Energy, Inc. 5.25%	0.00	87	13,100,608	2043-11-15
Oracle Corporation 6.5%	0.00	87	10,064,096	2038-04-15
COMM MORTGAGE TRUST 4.53%	0.00	85	12,447,371	2047-02-10
Commercial Mortgage Trust 2.62%	0.00	85	13,081,614	2046-03-10
Federal Home Loan Mortgage Corporation 4.5%	0.00	85	12,384,788	2041-02-01
Federal Home Loan Mortgage Corporation 5%	0.00	85	12,208,818	2035-09-01
Federal National Mortgage Association 4.5%	0.00	85	12,406,726	2039-07-01
Federal National Mortgage Association 5.5%	0.00	85	12,640,283	2022-08-01
Federal National Mortgage Association 6%	0.00	85	11,901,960	2033-01-01
Government National Mortgage Association 3.5%	0.00	85	12,703,297	2026-05-15
Government National Mortgage Association 5%	0.00	85	12,159,766	2039-02-15
Wells Fargo & Company 4.75%	0.00	85	12,971,330	2046-12-07

# Target Date Fund 2020

**Total Stocks**  
6752

**Total Bonds**  
10626

**Total Cash**  
415

## Bond Portfolio Analysis as of 09-30-18

Security Name	Net Assets %	Market Value \$	Amount \$	Maturity Date
WORLD OMNI AUTO TRUST 2.24%	0.00	85	13,180,811	2023-06-15
Burlington Northern Santa Fe LLC 4.15%	0.00	84	13,101,222	2045-04-01
Caterpillar Inc 6.05%	0.00	84	10,635,329	2036-08-15
Charter Communications Operating, LLC/Charter Communications Operating Capi	0.00	84	12,014,601	2035-10-23
Federal Home Loan Mortgage Corporation 5.5%	0.00	84	12,120,304	2035-07-01
Federal National Mortgage Association 3.66%	0.00	84	12,316,768	2041-02-01
Federal National Mortgage Association 4%	0.00	84	12,655,327	2024-06-01
Federal National Mortgage Association 5%	0.00	84	12,147,951	2039-10-01
Federal National Mortgage Association 6%	0.00	84	11,739,500	2036-11-01
Government National Mortgage Association 4.5%	0.00	84	12,329,805	2042-04-20
MORGAN STANLEY BANK OF AMERICA MERRILL LYNCH TRUST 4.38%	0.00	84	12,600,392	2047-02-15
Apache Corporation 4.75%	0.00	83	13,675,952	2043-04-15
Federal Home Loan Mortgage Corporation 3.81%	0.00	83	12,775,673	2020-08-25
Federal Home Loan Mortgage Corporation 5.5%	0.00	83	11,748,078	2033-12-01
Federal Home Loan Mortgage Corporation 6%	0.00	83	11,681,676	2036-11-01
Federal National Mortgage Association 3%	0.00	83	13,146,739	2033-03-01
Government National Mortgage Association 5%	0.00	83	12,162,345	2040-07-15
J.P. Morgan Chase Commercial Mortgage Securities Trust 2.87%	0.00	83	12,929,497	2047-07-15
AmeriCredit Automobile Receivables Trust 3.59%	0.00	81	12,875,165	2022-02-08
AmeriCredit Automobile Receivables Trust 3.72%	0.00	81	12,855,332	2021-12-08
Carmax Auto Owner Trust 3.27%	0.00	81	12,905,272	2024-03-15
Commercial Mortgage 2012-Lc4 4.06%	0.00	81	12,779,651	2044-12-10
Commercial Mortgage Trust 2014-Ubs4 3.97%	0.00	81	13,012,899	2047-08-10
Federal Home Loan Mortgage Corporation 5%	0.00	81	12,243,418	2036-04-01
Federal National Mortgage Association 3%	0.00	81	13,003,460	2027-05-01
Federal National Mortgage Association 5.5%	0.00	81	12,013,413	2038-09-01
Federal National Mortgage Association 6.5%	0.00	81	11,726,966	2036-06-01
FORD CREDIT AUTO LEASE TRUST 3.3%	0.00	81	12,910,872	2022-02-15
Government National Mortgage Association 5%	0.00	81	12,166,256	2040-08-15
ILLINOIS ST 7.35%	0.00	81	11,733,341	2035-07-01
SANTANDER DRIVE AUTO 2016-2 3.39%	0.00	81	12,915,989	2022-04-15
Santander Drive Auto Receivables Trust 2007-2 4.02%	0.00	81	12,794,525	2022-04-15
Verizon Communications Inc. 3.85%	0.00	81	14,940,560	2042-11-01
WORLD OMNI AUTO TRUST 3.27%	0.00	81	12,923,794	2024-09-16
WORLD OMNI AUTOMOBILE LEASE SECURITIZATION TRUST 3.3%	0.00	81	12,924,038	2024-03-15
Ally Auto Rcvbls 2.53%	0.00	80	13,130,099	2023-02-15
Ally Auto Rcvbls 3.09%	0.00	80	12,962,963	2023-06-15
Ally Auto Rcvbls 3.12%	0.00	80	12,970,088	2023-07-17
ALLY AUTO RECV TR 2017-1 1.99%	0.00	80	13,113,744	2021-11-15
AmeriCredit Automobile Receivables Trust 2.24%	0.00	80	13,109,223	2022-04-08
AmeriCredit Automobile Receivables Trust 2.3%	0.00	80	13,056,201	2022-02-18
AmeriCredit Automobile Receivables Trust 2.71%	0.00	80	13,098,183	2022-08-18
AmeriCredit Automobile Receivables Trust 2.89%	0.00	80	12,936,743	2022-01-10
AmeriCredit Automobile Receivables Trust 2017-2 2.4%	0.00	80	13,080,657	2022-05-18
AmeriCredit Automobile Receivables Trust 3.18%	0.00	80	13,131,107	2023-07-18
Bmw Ven Lease Tr 2017-2 2.19%	0.00	80	13,080,907	2021-03-22
Canadian Natural Resources Limited 6.25%	0.00	80	10,948,289	2038-03-15
Carmax Auto Owner Trust 1.88%	0.00	80	13,092,169	2021-06-15
Carmax Auto Owner Trust 2.64%	0.00	80	13,131,863	2023-06-15
Carmax Auto Owner Trust 3.37%	0.00	80	12,987,811	2023-10-16
Carmax Auto Owner Trust 3.57%	0.00	80	12,997,925	2023-12-15
Carmax Auto Owner Trust 3.99%	0.00	80	12,991,263	2025-04-15
Federal Home Loan Mortgage Corporation 4%	0.00	80	12,624,889	2025-06-01
Federal Home Loan Mortgage Corporation 4.5%	0.00	80	12,749,945	2024-10-01
Federal Home Loan Mortgage Corporation 6%	0.00	80	11,690,609	2037-10-01

# Target Date Fund 2020

**Total Stocks**  
6752

**Total Bonds**  
10626

**Total Cash**  
415

## Bond Portfolio Analysis as of 09-30-18

Security Name	Net Assets %	Market Value \$	Amount \$	Maturity Date
Federal National Mortgage Association 3.55%	0.00	80	12,359,821	2041-11-01
Federal National Mortgage Association 4.5%	0.00	80	12,477,346	2039-12-01
Federal National Mortgage Association 4.58%	0.00	80	12,384,981	2041-09-01
Ford Credit Auto Lease Trust 3.05%	0.00	80	12,968,613	2021-08-15
Ford Credit Auto Lease Trust 3.17%	0.00	80	12,965,173	2021-09-15
Gm Financial Automobile Leasing Trust 2.4%	0.00	80	13,094,173	2021-09-20
Gm Financial Automobile Leasing Trust 2.68%	0.00	80	13,031,091	2021-12-20
Gm Financial Automobile Leasing Trust 2.73%	0.00	80	13,079,157	2021-09-20
GM FINANCIAL AUTOMOBILE LEASING TRUST 3.3%	0.00	80	12,929,899	2022-07-20
Gm Financial Consumer Automobile 3.02%	0.00	80	13,028,114	2023-12-18
Gm Finl Auto Lease Tr 2018 3.16%	0.00	80	12,955,110	2022-04-20
Gm Finl Consumer Automobile Receivables Tr 2018 3.16%	0.00	80	12,964,191	2024-01-16
GS Mortgage Securities Corp II 2.86%	0.00	80	13,232,421	2046-06-10
HONDA AUTO RECEIVABLES OWNER TRUST 3.07%	0.00	80	12,995,210	2024-11-21
Honda Auto Recv 2018 2.83%	0.00	80	13,039,036	2024-05-15
Honda Auto Recv 2018 3.16%	0.00	80	12,925,747	2024-08-19
Hyundai Auto Receivables Trust 1.73%	0.00	80	13,084,659	2022-05-16
Hyundai Auto Receivables Trust 2.94%	0.00	80	13,010,528	2024-06-17
JPMBB Commercial Mortgage Securities Trust 4.71%	0.00	80	13,338,153	2047-09-15
Merc-Benz Auto Recv Tr 2018-1 3.15%	0.00	80	12,950,697	2024-10-15
Mercedes-Benz Auto Lease Trust 2011-A 2.51%	0.00	80	13,045,996	2023-10-16
Nissan Auto Lease Trust 2.17%	0.00	80	13,086,160	2021-12-15
Nissan Auto Receivables 2015-B Owner Trust 1.67%	0.00	80	13,069,166	2022-02-15
Nissan Auto Receivables 2016-B 3.16%	0.00	80	12,983,129	2024-12-16
Santander Drive Auto 2017-3 2.76%	0.00	80	13,077,658	2022-12-15
Santander Drive Auto 2017-3 3.2%	0.00	80	13,054,457	2023-11-15
SANTANDER DRIVE AUTO RECEIVABLES TRUST 3.01%	0.00	80	12,932,098	2022-03-15
Satander Drive Auto 2018 3.88%	0.00	80	13,025,634	2024-02-15
Sdart (A-1) 2017-2 3.49%	0.00	80	12,962,472	2023-07-17
Southern California Edison Company 5.5%	0.00	80	11,474,002	2040-03-15
Toyota Auto Receivables Owner Tr 3.11%	0.00	80	12,957,809	2023-11-15
TOYOTA AUTO RECEIVABLES OWNER TRUST 3.13%	0.00	80	12,953,884	2024-02-15
Volkswagen Auto Loan Enhanced Trust 3.15%	0.00	80	12,954,865	2024-07-22
WFRBS COMMERCIAL MORTGAGE TRUST 3.99%	0.00	80	13,207,419	2057-10-15
WORLD OMNI AUTO TRUST 3.03%	0.00	80	13,027,122	2024-06-17
Ally Auto Receivables Trust (A-1) 17 2.1%	0.00	79	13,150,536	2022-03-15
ALLY AUTO RECV TR 2017-1 1.96%	0.00	79	13,227,043	2022-07-15
AMERICREDIT AUTOMOBILE RECEIVABLES TRUST 2.36%	0.00	79	13,189,314	2022-12-19
AmeriCredit Automobile Receivables Trust 2.71%	0.00	79	13,146,747	2022-09-08
AMERICREDIT AUTOMOBILE RECEIVABLES TRUST 3.08%	0.00	79	13,195,672	2023-12-18
AT&T Inc 5.65%	0.00	79	12,599,578	2047-02-15
Bmw Vehicle Owner Trust 2016-A 1.37%	0.00	79	13,181,185	2022-12-27
CARMAX AUTO OWNER TR 2017-4 2.7%	0.00	79	13,212,997	2023-10-16
Carmax Auto Owner Trust 1.6%	0.00	79	13,261,133	2022-01-18
CARMAX AUTO OWNER TRUST 1.6%	0.00	79	13,315,059	2022-06-15
Carmax Auto Owner Trust 1.68%	0.00	79	13,186,264	2021-09-15
Federal Home Loan Mortgage Corporation 2.5%	0.00	79	13,301,339	2028-10-01
Federal Home Loan Mortgage Corporation 5%	0.00	79	12,166,716	2040-08-01
Federal Home Loan Mortgage Corporation 5.5%	0.00	79	11,951,968	2037-02-01
Federal National Mortgage Association 5%	0.00	79	12,224,738	2035-07-01
Federal National Mortgage Association 5.5%	0.00	79	12,110,766	2024-02-01
Federal National Mortgage Association 6.5%	0.00	79	11,786,056	2028-12-01
FedEx Corporation 4.55%	0.00	79	13,193,804	2046-04-01
FIFTH THIRD AUTO TRUST 2.03%	0.00	79	13,257,279	2024-07-15
Ford Credit Auto Owner Trust 1.87%	0.00	79	13,285,590	2022-09-15

# Target Date Fund 2020

**Total Stocks**  
6752

**Total Bonds**  
10626

**Total Cash**  
415

## Bond Portfolio Analysis as of 09-30-18

Security Name	Net Assets %	Market Value \$	Amount \$	Maturity Date
Ford Credit Auto Owner Trust 2.35%	0.00	79	13,223,720	2023-04-15
Ford Credit Auto Owner Trust 2.5%	0.00	79	13,225,509	2024-05-15
Ford Credit Auto Trust 1.4%	0.00	79	13,262,675	2022-02-15
Honda Auto Receivables Owner Trust (Diff Series) 2.05%	0.00	79	13,151,294	2023-06-21
Honda Auto Receivables Owner Trust 1.36%	0.00	79	13,199,999	2023-01-18
Honda Auto Recv 2017-2 1.87%	0.00	79	13,260,105	2023-09-15
Honda Auto Recv 2017-4 2.21%	0.00	79	13,198,217	2024-03-21
Hyundai Auto Receivables Trust 1.45%	0.00	79	13,283,269	2022-11-15
Hyundai Auto Receivables Trust 2.09%	0.00	79	13,199,744	2023-04-17
Merc-Benz Auto Recv Tr 2016-1 1.46%	0.00	79	13,231,391	2022-12-15
Nissan Auto Receiv 1.38%	0.00	79	13,271,162	2023-01-17
Nissan Auto Receiv 2.11%	0.00	79	13,210,956	2023-05-15
Nissan Auto Receiv 2.28%	0.00	79	13,236,509	2024-02-15
NISSAN AUTO RECEIVABLES OWNER TRUST 1.59%	0.00	79	13,150,283	2022-07-15
Santander Drive Au 3.32%	0.00	79	13,184,994	2024-03-15
Toyota Auto Receivables Owner Tr 2.05%	0.00	79	13,149,778	2022-09-15
Toyota Auto Receivables Owner Trust 2015-B 1.32%	0.00	79	13,194,654	2021-11-15
Toyota Auto Receivables Owner Trust 2015-B 1.42%	0.00	79	13,201,527	2022-01-15
Toyota Auto Recv Own Tr 2018-A 2.52%	0.00	79	13,158,122	2023-05-15
Federal Home Loan Mortgage Corporation 3%	0.00	78	13,073,804	2026-04-01
Federal Home Loan Mortgage Corporation 3.5%	0.00	78	13,026,625	2042-08-01
Federal Home Loan Mortgage Corporation 4.5%	0.00	78	12,513,666	2023-09-01
Federal Home Loan Mortgage Corporation 5%	0.00	78	12,305,542	2034-01-01
Federal Home Loan Mortgage Corporation 5.5%	0.00	78	11,944,236	2037-07-01
Federal Home Loan Mortgage Corporation 6%	0.00	78	11,893,827	2031-03-01
Government National Mortgage Association 5.5%	0.00	78	11,993,054	2034-03-20
J.P. Morgan Chase Commercial Mortgage Securities Trust 5.31%	0.00	78	13,212,073	2045-05-15
Meg Energy Corp Megcn TI B 11 Usd	0.00	77	2,815,831	2023-12-31
Eaton Corporation 4%	0.00	76	13,061,433	2032-11-02
Federal Home Loan Mortgage Corporation 5.5%	0.00	76	11,995,244	2040-08-01
Federal Home Loan Mortgage Corporation 6%	0.00	76	11,776,594	2036-09-01
Federal Home Loan Mortgage Corporation 6.5%	0.00	76	11,680,269	2039-04-01
Federal Home Loan Mortgage Corporation 6.5%	0.00	76	11,455,688	2032-08-01
Federal National Mortgage Association 4%	0.00	76	12,700,442	2042-04-01
Federal National Mortgage Association 4.5%	0.00	76	12,453,947	2024-08-01
Federal National Mortgage Association 5%	0.00	76	12,178,724	2035-07-01
Federal National Mortgage Association 5%	0.00	76	12,144,544	2040-08-01
Federal National Mortgage Association 5.5%	0.00	76	11,973,552	2038-09-01
Federal National Mortgage Association 6%	0.00	76	11,891,757	2036-09-01
Government National Mortgage Association 5%	0.00	76	12,147,688	2033-11-15
Government National Mortgage Association 5.5%	0.00	76	11,798,416	2034-02-15
Government National Mortgage Association 5.5%	0.00	76	12,040,905	2038-03-20
Government National Mortgage Association 6%	0.00	76	11,883,120	2034-01-20
NEW JERSEY ST TPK AUTH 7.1%	0.00	76	9,376,408	2041-01-01
South Carolina Electric & Gas Company 4.35%	0.00	76	13,508,813	2042-02-01
TransCanada Pipelines Limited 5%	0.00	76	12,494,493	2043-10-16
Government National Mortgage Association 4.5%	0.00	76	1,156,526,311	2039-02-20
Apple Inc. 3.85%	0.00	75	13,474,494	2046-08-04
Canadian Pacific Railway Company 6.12%	0.00	75	10,939,874	—
Chubb INA Holdings Inc 4.35%	0.00	75	12,652,648	2045-11-03
Federal National Mortgage Association 6%	0.00	75	11,737,438	2033-02-01
Federal National Mortgage Association 6%	0.00	75	11,967,338	2034-02-01
Government National Mortgage Association 4.5%	0.00	75	12,383,220	2040-02-15
Government National Mortgage Association 5%	0.00	75	12,165,117	2036-09-15
Government National Mortgage Association 6%	0.00	75	11,959,677	2038-05-15

# Target Date Fund 2020

**Total Stocks**  
6752

**Total Bonds**  
10626

**Total Cash**  
415

## Bond Portfolio Analysis as of 09-30-18

Security Name	Net Assets %	Market Value \$	Amount \$	Maturity Date
Hess Corporation 5.6%	0.00	75	12,725,888	2041-02-15
Prudential Financial, Inc. 3.9%	0.00	75	14,362,820	2047-12-07
Verizon Communications Inc. 5.25%	0.00	75	12,119,803	2037-03-16
Anthem Inc 5.1%	0.00	74	12,465,808	2044-01-15
Centerpoint Energy Houston Electric LLC 6.95%	0.00	74	10,021,118	2033-03-15
CHICAGO ILL O HARE INTL ARPT 6.84%	0.00	74	12,434,646	2038-01-01
CSX Corporation 4.1%	0.00	74	13,687,412	2044-03-15
Federal Home Loan Mortgage Corporation 3%	0.00	74	13,017,598	2026-04-01
Federal Home Loan Mortgage Corporation 5.5%	0.00	74	11,939,850	2033-05-01
Federal Home Loan Mortgage Corporation 6%	0.00	74	11,648,759	2029-01-01
Federal Home Loan Mortgage Corporation 6.5%	0.00	74	11,680,436	2036-01-01
Federal National Mortgage Association 2.5%	0.00	74	13,888,221	2043-02-01
Federal National Mortgage Association 6%	0.00	74	11,963,237	2032-03-01
Government National Mortgage Association 4%	0.00	74	12,590,536	2041-01-20
Government National Mortgage Association 4.5%	0.00	74	12,384,585	2039-04-15
Government National Mortgage Association 4.5%	0.00	74	12,387,501	2041-09-15
NEW JERSEY ST TRANSN TR FD AUTH 6.1%	0.00	74	12,364,840	2028-12-15
AmeriCredit Automobile Receivables Trust 2.41%	0.00	72	13,092,168	2022-07-08
AmeriCredit Automobile Receivables Trust 3.5%	0.00	72	12,973,585	2024-01-18
AmeriCredit Automobile Receivables Trust 3.82%	0.00	72	12,947,131	2024-03-18
Enterprise Products Operating LP 4.85%	0.00	72	12,678,796	2044-03-15
Federal Home Loan Mortgage Corporation 4.5%	0.00	72	12,500,319	2044-07-01
Federal Home Loan Mortgage Corporation 5%	0.00	72	12,188,502	2041-06-01
Federal Home Loan Mortgage Corporation 5.5%	0.00	72	12,020,339	2039-10-01
Federal Home Loan Mortgage Corporation 6%	0.00	72	11,744,830	2038-01-01
Federal National Mortgage Association 4%	0.00	72	12,702,107	2039-07-01
Federal National Mortgage Association 4%	0.00	72	12,700,270	2041-01-01
Federal National Mortgage Association 4.5%	0.00	72	12,462,606	2033-09-01
Federal National Mortgage Association 5%	0.00	72	12,190,952	2033-06-01
Federal National Mortgage Association 5.5%	0.00	72	11,979,095	2033-03-01
Federal National Mortgage Association 6.5%	0.00	72	11,696,157	2031-06-01
Government National Mortgage Association 4.5%	0.00	72	12,329,781	2041-07-20
Government National Mortgage Association 4.5%	0.00	72	12,387,670	2039-11-15
Government National Mortgage Association 5%	0.00	72	12,169,821	2038-10-15
Kinder Morgan Energy Partners LP 5.4%	0.00	72	12,587,522	2044-09-01
NEW YORK N Y CITY TRANSITIONAL FIN AUTH 5.51%	0.00	72	11,008,538	2037-08-01
The Boeing Company 6.88%	0.00	72	9,504,039	2039-03-15
Federal Home Loan Mortgage Corporation 4.5%	0.00	71	12,669,147	2026-07-01
Federal Home Loan Mortgage Corporation 5.5%	0.00	71	12,064,882	2035-03-01
Federal National Mortgage Association 5%	0.00	71	12,171,461	2034-04-01
Federal National Mortgage Association 6%	0.00	71	11,743,209	2037-01-01
Federal National Mortgage Association 6%	0.00	71	11,666,570	2038-11-01
Federal National Mortgage Association 6.5%	0.00	71	11,786,092	2034-12-01
Federal National Mortgage Association 7%	0.00	71	11,945,394	2032-09-01
Government National Mortgage Association 4%	0.00	71	12,626,288	2040-08-15
Government National Mortgage Association 5%	0.00	71	12,171,235	2033-05-15
Government National Mortgage Association 5.5%	0.00	71	12,049,236	2034-01-15
NEW YORK N Y CITY MUN WTR FIN AUTH 6.01%	0.00	71	10,091,678	2042-06-15
Pfizer Inc. 4.3%	0.00	71	12,769,013	2043-06-15
Federal Home Loan Mortgage Corporation 6%	0.00	70	11,760,547	2037-12-01
Federal National Mortgage Association 3%	0.00	70	13,003,380	2027-05-01
Federal National Mortgage Association 6%	0.00	70	11,970,002	2037-09-01
Federal National Mortgage Association 6.5%	0.00	70	11,786,113	2029-04-01
Government National Mortgage Association 4%	0.00	70	12,623,748	2041-08-15
United Health Group Incorporated 4.25%	0.00	70	12,944,015	2043-03-15
BAY AREA TOLL AUTH CALIF 6.91%	0.00	68	8,915,680	2050-10-01
Commercial Mortgage Trust 2015-PC1 4.29%	0.00	68	12,750,504	2050-07-10
Federal Home Loan Mortgage Corporation 5%	0.00	68	12,124,988	2033-09-01
Federal National Mortgage Association 6.5%	0.00	68	11,786,020	2031-06-01
Government National Mortgage Association 3.5%	0.00	68	12,935,859	2041-01-15

# Target Date Fund 2020

**Total Stocks**  
6752

**Total Bonds**  
10626

**Total Cash**  
415

## Bond Portfolio Analysis as of 09-30-18

Security Name	Net Assets %	Market Value \$	Amount \$	Maturity Date
Government National Mortgage Association 6%	0.00	68	11,959,782	2032-03-15
CBS Corporation 5.5%	0.00	67	12,310,492	2033-05-15
Federal Home Loan Mortgage Corporation 3%	0.00	67	13,390,191	2043-06-01
Federal Home Loan Mortgage Corporation 3%	0.00	67	13,067,276	2026-05-01
Federal Home Loan Mortgage Corporation 6%	0.00	67	11,675,477	2034-09-01
Federal National Mortgage Association 3.1%	0.00	67	13,108,654	2024-07-25
Federal National Mortgage Association 3.4%	0.00	67	12,398,200	2041-10-01
Federal National Mortgage Association 5.5%	0.00	67	12,110,724	2033-02-01
Federal National Mortgage Association 5.5%	0.00	67	12,110,845	2033-02-01
Federal National Mortgage Association 5.5%	0.00	67	12,013,256	2038-03-01
Federal National Mortgage Association 5.5%	0.00	67	11,982,612	2038-11-01
Government National Mortgage Association 4%	0.00	67	12,671,568	2041-07-15
Honda Auto Receivables Owner Trust 1.98%	0.00	67	13,249,472	2023-11-20
JP Morgan Chase Commercial Mortgage Securities Corp 2.7%	0.00	67	13,079,914	2047-12-15
Federal Home Loan Mortgage Corporation 3.5%	0.00	66	12,855,004	2026-02-01
Federal Home Loan Mortgage Corporation 5%	0.00	66	12,205,023	2033-07-01
Federal Home Loan Mortgage Corporation 6%	0.00	66	11,675,395	2036-12-01
Federal National Mortgage Association 3%	0.00	66	13,378,265	2042-03-01
Federal National Mortgage Association 3%	0.00	66	13,374,010	2042-09-01
Federal National Mortgage Association 3%	0.00	66	13,380,332	2042-12-01
Federal National Mortgage Association 4%	0.00	66	12,657,018	2024-06-01
Federal National Mortgage Association 5%	0.00	66	12,308,774	2024-11-01
Federal National Mortgage Association 6%	0.00	66	11,760,039	2034-08-01
Government National Mortgage Association 2.5%	0.00	66	13,618,941	2043-07-20
Government National Mortgage Association 3%	0.00	66	12,983,427	2032-06-20
Government National Mortgage Association 6%	0.00	66	11,740,552	2033-03-20
Government National Mortgage Association 6%	0.00	66	11,829,632	2036-01-20
UNIVERSITY CALIF 6.55%	0.00	66	9,867,084	2048-05-15
AmeriCredit Automobile Receivables Trust 3.65%	0.00	65	12,889,048	2022-05-09
Anadarko Petroleum Corporation 4.5%	0.00	65	14,107,783	2044-07-15
Federal Home Loan Mortgage Corporation 4%	0.00	65	12,696,186	2039-09-01
Federal Home Loan Mortgage Corporation 6%	0.00	65	11,676,510	2032-11-01
Federal National Mortgage Association 2.5%	0.00	65	13,889,013	2043-02-01
Federal National Mortgage Association 4%	0.00	65	12,700,607	2040-11-01
Federal National Mortgage Association 4.5%	0.00	65	12,455,435	2024-07-01
Federal National Mortgage Association 5%	0.00	65	12,170,133	2033-10-01
Federal National Mortgage Association 5.5%	0.00	65	11,983,961	2033-01-01
Federal National Mortgage Association 5.5%	0.00	65	11,964,171	2035-02-01
Federal National Mortgage Association 5.5%	0.00	65	11,916,102	2034-01-01
Federal National Mortgage Association 6.5%	0.00	65	11,786,310	2032-02-01
Reynolds American Inc. 3.25%	0.00	65	12,948,008	2020-06-12
United Airlines, Inc. 7.71%	0.00	65	12,241,109	2022-10-02
World Omni Auto Lease 2017-A 2.32%	0.00	65	13,035,744	2022-08-15
Diageo Capital plc 5.88%	0.00	63	10,780,445	2036-09-30
Federal Home Loan Mortgage Corporation 4.5%	0.00	63	12,475,427	2041-04-01
Federal Home Loan Mortgage Corporation 6.5%	0.00	63	12,126,721	2026-10-01
Federal National Mortgage Association 4.5%	0.00	63	12,407,150	2040-01-01
Ford Credit Auto Lease Trust 2.17%	0.00	63	13,076,220	2021-02-15
Gm Financial Securitized Term 2.46%	0.00	63	13,188,677	2023-07-17
Government National Mortgage Association 4.5%	0.00	63	12,380,646	2039-02-15
Government National Mortgage Association 4.5%	0.00	63	12,385,665	2040-03-15
Hyundai Auto Recv Tr 2017 1.96%	0.00	63	13,301,470	2023-02-15
Nissan Auto Rec Tr 2017-B 1.95%	0.00	63	13,273,091	2023-10-16
Pacific Gas and Electric Company 4.45%	0.00	63	13,857,226	2042-04-15
United Health Group Incorporated 5.8%	0.00	63	10,847,054	2036-03-15

# Target Date Fund 2020

**Total Stocks**  
6752

**Total Bonds**  
10626

**Total Cash**  
415

## Bond Portfolio Analysis as of 09-30-18

Security Name	Net Assets %	Market Value \$	Amount \$	Maturity Date
World Omni Automobile Trust 2016-A 1.95%	0.00	63	13,126,068	2022-05-16
Federal Home Loan Mortgage Corporation 6%	0.00	62	11,893,886	2032-03-01
Federal National Mortgage Association 3%	0.00	62	13,065,817	2027-10-01
Federal National Mortgage Association 6.5%	0.00	62	11,786,176	2032-10-01
Federal National Mortgage Association 8.5%	0.00	62	11,909,394	2027-02-01
Government National Mortgage Association 5%	0.00	62	12,380,451	2039-02-15
Government National Mortgage Association 5%	0.00	62	12,317,954	2040-03-15
Harris Corporation 5.05%	0.00	62	12,281,293	2045-04-27
METROPOLITAN WTR DIST SOUTHN CALIF CALIF 6.95%	0.00	62	12,149,900	2040-07-01
Midamerican Energy Company 5.75%	0.00	62	10,903,061	2035-11-01
Sonoco Products Company 4.38%	0.00	62	12,669,139	2021-11-01
UNIVERSITY TEX 6.28%	0.00	62	12,581,431	2041-08-15
Zimmer Biomet Holdings Inc 4.25%	0.00	62	13,833,896	2035-08-15
American International Group, Inc. 3.88%	0.00	61	14,236,434	2035-01-15
Anadarko Petroleum Corporation 6.45%	0.00	61	11,323,926	2036-09-15
DALLAS TEX AREA RAPID TRAN 4.92%	0.00	61	11,358,980	2041-12-01
Eli Lilly and Company 5.55%	0.00	61	10,944,894	2037-03-15
Federal Home Loan Mortgage Corporation 5%	0.00	61	12,213,843	2034-01-01
Federal Home Loan Mortgage Corporation 5.5%	0.00	61	12,110,660	2036-06-01
Federal Home Loan Mortgage Corporation 5.5%	0.00	61	12,053,624	2033-05-01
Federal Home Loan Mortgage Corporation 6.5%	0.00	61	11,680,185	2031-01-01
Federal National Mortgage Association 2.5%	0.00	61	13,889,667	2043-02-01
Federal National Mortgage Association 4%	0.00	61	12,703,031	2039-03-01
Federal National Mortgage Association 5%	0.00	61	12,167,933	2035-10-01
Federal National Mortgage Association 5.5%	0.00	61	11,976,021	2033-12-01
Government National Mortgage Association 3.5%	0.00	61	12,935,924	2042-02-15
Government National Mortgage Association 4.5%	0.00	61	12,388,262	2039-02-15
Government National Mortgage Association 6.5%	0.00	61	11,778,014	2035-11-15
BAY AREA TOLL AUTH CALIF 6.92%	0.00	59	9,621,630	2040-04-01
Federal Home Loan Mortgage Corporation 2.5%	0.00	59	13,301,108	2028-04-01
Federal Home Loan Mortgage Corporation 4%	0.00	59	12,624,205	2025-07-01
Federal Home Loan Mortgage Corporation 5%	0.00	59	12,171,899	2035-10-01
Federal Home Loan Mortgage Corporation 5.5%	0.00	59	11,983,829	2038-07-01
Federal Home Loan Mortgage Corporation 5.5%	0.00	59	12,041,582	2039-03-01
Federal Home Loan Mortgage Corporation 6.5%	0.00	59	11,680,488	2029-12-01
Federal National Mortgage Association 4.5%	0.00	59	12,474,786	2041-10-01
Federal National Mortgage Association 5%	0.00	59	12,189,275	2036-07-01
Government National Mortgage Association 5.5%	0.00	59	11,916,098	2033-01-15
Halliburton Company 3.5%	0.00	59	12,968,884	2023-08-01
Reynolds American Inc. 5.7%	0.00	59	12,098,181	2035-08-15
Federal Home Loan Mortgage Corporation 3%	0.00	58	13,017,251	2026-03-01
Federal Home Loan Mortgage Corporation 4.5%	0.00	58	12,442,817	2039-10-01
Federal Home Loan Mortgage Corporation 5%	0.00	58	12,142,560	2033-12-01
Federal Home Loan Mortgage Corporation 5%	0.00	58	12,158,290	2033-12-01
Federal National Mortgage Association 3%	0.00	58	13,387,873	2043-08-01
Federal National Mortgage Association 5.5%	0.00	58	11,886,778	2034-01-01
Federal National Mortgage Association 6%	0.00	58	11,749,777	2036-04-01
Federal National Mortgage Association 6.5%	0.00	58	11,765,591	2029-03-01
Federal National Mortgage Association 6.5%	0.00	58	11,784,872	2036-09-01
Government National Mortgage Association 5%	0.00	58	12,171,401	2040-08-15
Government National Mortgage Association 6%	0.00	58	11,844,434	2033-03-15
The Allstate Corporation 5.35%	0.00	58	11,690,921	2033-06-01
AmeriCredit Automobile Receivables Trust 3.26%	0.00	57	12,963,559	2024-01-18
Federal Home Loan Mortgage Corporation 5%	0.00	57	12,205,658	2035-09-01
Federal Home Loan Mortgage Corporation 5%	0.00	57	12,305,619	2023-09-01
Federal Home Loan Mortgage Corporation 5.5%	0.00	57	11,926,283	2033-12-01
Federal Home Loan Mortgage Corporation 6.5%	0.00	57	11,680,417	2034-02-01
Federal Home Loan Mortgage Corporation 6.5%	0.00	57	11,680,304	2037-01-01
Federal National Mortgage Association 3.5%	0.00	57	13,027,204	2042-05-01
Federal National Mortgage Association 4%	0.00	57	12,700,936	2041-02-01



# Target Date Fund 2020

**Total Stocks**  
6752

**Total Bonds**  
10626

**Total Cash**  
415

## Bond Portfolio Analysis as of 09-30-18

Security Name	Net Assets %	Market Value \$	Amount \$	Maturity Date
Federal National Mortgage Association 4%	0.00	57	12,657,140	2024-06-01
Federal National Mortgage Association 4%	0.00	57	12,657,097	2025-01-01
Federal National Mortgage Association 4%	0.00	57	12,660,891	2025-06-01
Federal National Mortgage Association 5%	0.00	57	12,170,556	2033-11-01
Federal National Mortgage Association 5%	0.00	57	12,178,093	2035-07-01
Federal National Mortgage Association 6.5%	0.00	57	11,786,333	2031-11-01
Federal National Mortgage Association 6.5%	0.00	57	11,785,991	2037-07-01
Government National Mortgage Association 6%	0.00	57	11,823,872	2034-10-15
Public Service Electric and Gas Company 5.5%	0.00	57	10,985,272	2040-03-01
United Health Group Incorporated 4.62%	0.00	57	12,138,524	2035-07-15
AmeriCredit Automobile Receivables Trust 1.83%	0.00	56	13,090,379	2021-12-08
Banc One Corporation 8.75%	0.00	56	9,562,380	2030-09-01
EOG Resources, Inc. 3.9%	0.00	56	13,237,903	2035-04-01
Federal Home Loan Mortgage Corporation 5%	0.00	56	12,175,463	2039-09-01
Federal Home Loan Mortgage Corporation 5%	0.00	56	12,449,042	2023-07-01
Federal Home Loan Mortgage Corporation 6%	0.00	56	11,893,764	2034-10-01
Federal National Mortgage Association 4%	0.00	56	12,700,216	2041-09-01
Federal National Mortgage Association 4.5%	0.00	56	12,470,456	2033-08-01
Federal National Mortgage Association 5%	0.00	56	12,170,687	2034-03-01
Federal National Mortgage Association 6%	0.00	56	11,752,519	2038-04-01
Federal National Mortgage Association 6%	0.00	56	11,727,228	2038-03-01
Federal National Mortgage Association 6.5%	0.00	56	11,786,119	2035-07-01
Federal National Mortgage Association 6.5%	0.00	56	11,786,297	2031-11-01
Ford Credit Auto Owner Trust 1.85%	0.00	56	13,096,104	2021-09-15
Gm Financial Automobile Leasing Trust 3.11%	0.00	56	13,041,555	2021-12-20
Government National Mortgage Association 4%	0.00	56	12,700,224	2039-04-15
Government National Mortgage Association 5.5%	0.00	56	11,745,799	2035-03-15
Government National Mortgage Association 6%	0.00	56	11,826,493	2036-05-20
Rogers Communications Inc. 5%	0.00	56	12,346,077	2044-03-15
UNIVERSITY CALIF 4.76%	0.00	56	12,292,851	2044-05-15
3M Company 3.88%	0.00	54	13,422,843	2044-06-15
Consolidated Edison Company of New York, Inc. 4.62%	0.00	54	12,702,706	2054-12-01
Federal Home Loan Mortgage Corporation 4%	0.00	54	12,626,151	2025-05-01
Federal Home Loan Mortgage Corporation 6.5%	0.00	54	11,680,198	2037-11-01
Federal Home Loan Mortgage Corporation 6.5%	0.00	54	11,680,386	2037-08-01
Federal Home Loan Mortgage Corporation 7%	0.00	54	11,546,032	2032-07-01
Federal National Mortgage Association 3%	0.00	54	13,389,363	2043-12-01
Federal National Mortgage Association 5%	0.00	54	12,209,738	2034-05-01
Federal National Mortgage Association 5%	0.00	54	12,167,814	2035-08-01
Federal National Mortgage Association 5%	0.00	54	12,176,405	2035-09-01
Federal National Mortgage Association 5.5%	0.00	54	11,964,845	2034-11-01
Government National Mortgage Association 4%	0.00	54	12,672,351	2024-11-15
Government National Mortgage Association 6.5%	0.00	54	11,321,722	2037-08-20
HOUSTON TEX 6.29%	0.00	54	11,236,299	2032-03-01
Louisville Gas and Electric Company 5.12%	0.00	54	11,570,825	2040-11-15
CSX Corporation 4.25%	0.00	53	14,404,521	2066-11-01
Federal Home Loan Mortgage Corporation 5%	0.00	53	12,216,702	2033-09-01
Federal Home Loan Mortgage Corporation 5%	0.00	53	12,305,419	2023-01-01
Federal Home Loan Mortgage Corporation 5.5%	0.00	53	11,954,663	2033-12-01
Federal Home Loan Mortgage Corporation 6%	0.00	53	11,676,405	2032-10-01
Federal National Mortgage Association 3%	0.00	53	13,386,876	2044-07-01
Federal National Mortgage Association 5%	0.00	53	12,181,011	2033-09-01
Federal National Mortgage Association 6%	0.00	53	11,746,259	2029-05-01
Federal National Mortgage Association 6%	0.00	53	11,831,744	2035-09-01
Federal National Mortgage Association 6.21%	0.00	53	9,286,770	2038-08-06
Federal National Mortgage Association 6.5%	0.00	53	11,785,796	2037-10-01
Government National Mortgage Association 5%	0.00	53	12,354,719	2038-09-15
Government National Mortgage Association 5.5%	0.00	53	12,030,865	2039-08-15
Government National Mortgage Association 6%	0.00	53	11,701,755	2033-01-15
LOS ANGELES CNTY CALIF PUB WKS FING AUTH 7.49%	0.00	53	9,956,688	2033-08-01

# Target Date Fund 2020

**Total Stocks**  
6752

**Total Bonds**  
10626

**Total Cash**  
415

## Bond Portfolio Analysis as of 09-30-18

Security Name	Net Assets %	Market Value \$	Amount \$	Maturity Date
Anadarko Finance Company 7.5%	0.00	52	10,533,073	2031-05-01
Aon plc 4.6%	0.00	52	13,312,381	2044-06-14
Emera US Finance LP 4.75%	0.00	52	13,260,395	2046-06-15
Federal Home Loan Mortgage Corporation 6%	0.00	52	11,687,218	2029-05-01
Federal Home Loan Mortgage Corporation 6.5%	0.00	52	11,680,017	2029-06-01
Federal National Mortgage Association 6%	0.00	52	11,699,522	2033-03-01
Federal National Mortgage Association 6%	0.00	52	11,737,275	2034-02-01
Federal National Mortgage Association 6%	0.00	52	11,964,876	2033-11-01
Federal National Mortgage Association 6%	0.00	52	11,729,226	2039-04-01
Government National Mortgage Association 3.5%	0.00	52	12,988,651	2045-01-15
Government National Mortgage Association 4%	0.00	52	12,591,677	2042-05-20
Government National Mortgage Association 5.5%	0.00	52	12,044,450	2038-11-20
Government National Mortgage Association 5.5%	0.00	52	11,787,752	2035-04-15
Marathon Petroleum Company 4.75%	0.00	52	13,366,439	2044-09-15
RUTGERS ST UNIV N J 5.66%	0.00	52	11,056,234	2040-05-01
CBS Corporation 4.6%	0.00	50	13,679,300	2045-01-15
Energy Transfer Partners LP 5.15%	0.00	50	13,687,665	2045-03-15
Federal Home Loan Mortgage Corporation 5%	0.00	50	12,209,919	2035-12-01
Federal Home Loan Mortgage Corporation 6%	0.00	50	11,691,832	2036-01-01
Federal Home Loan Mortgage Corporation 6.5%	0.00	50	11,680,295	2036-10-01
Federal National Mortgage Association 4.46%	0.00	50	12,313,220	2040-09-01
Federal National Mortgage Association 5%	0.00	50	12,309,067	2036-04-01
Federal National Mortgage Association 5.5%	0.00	50	11,945,398	2034-12-01
Federal National Mortgage Association 5.5%	0.00	50	12,110,875	2024-04-01
Federal National Mortgage Association 6%	0.00	50	11,773,786	2036-01-01
Federal National Mortgage Association 6%	0.00	50	11,970,054	2036-05-01
Federal National Mortgage Association 6%	0.00	50	11,851,366	2038-10-01
Government National Mortgage Association 4%	0.00	50	12,672,627	2024-11-15
TIME WARNER INC. 4.65%	0.00	50	14,366,934	2044-06-01
Energy Transfer Partners LP 4.9%	0.00	49	13,742,710	2035-03-15
Federal Home Loan Mortgage Corporation 4%	0.00	49	12,624,830	2025-06-01
Federal Home Loan Mortgage Corporation 4%	0.00	49	12,684,431	2042-02-01
Federal Home Loan Mortgage Corporation 6.5%	0.00	49	11,547,957	2038-03-01
Federal National Mortgage Association 3%	0.00	49	13,376,816	2043-02-01
Federal National Mortgage Association 4%	0.00	49	12,700,534	2041-10-01
Federal National Mortgage Association 4%	0.00	49	12,657,063	2025-03-01
Federal National Mortgage Association 5.5%	0.00	49	11,979,723	2035-12-01
Federal National Mortgage Association 6%	0.00	49	11,758,437	2032-10-01
Federal National Mortgage Association 6.5%	0.00	49	11,786,097	2028-12-01
Federal National Mortgage Association 6.5%	0.00	49	11,785,939	2032-05-01
Government National Mortgage Association 4.5%	0.00	49	12,494,616	2041-07-15
Government National Mortgage Association 5%	0.00	49	12,166,030	2035-07-15
Government National Mortgage Association 5.5%	0.00	49	12,012,650	2035-12-20
Government National Mortgage Association 5.5%	0.00	49	12,056,458	2037-09-20
Government National Mortgage Association 6%	0.00	49	11,831,801	2032-08-15
Government National Mortgage Association 6%	0.00	49	11,935,413	2028-12-20
Shell International Finance B.V. 3.75%	0.00	49	13,775,271	2046-09-12
Valero Energy Corporation 6.62%	0.00	49	10,687,746	2037-06-15
WILLIAMS PARTNERS L.P. 5.1%	0.00	49	12,854,809	2045-09-15
3M Company 3.12%	0.00	48	15,252,257	2046-09-19
Energy Transfer Partners LP 6.05%	0.00	48	12,348,360	2041-06-01
Federal Home Loan Mortgage Corporation 3.5%	0.00	48	12,854,195	2026-07-01
Federal Home Loan Mortgage Corporation 4%	0.00	48	12,716,849	2039-04-01
Federal National Mortgage Association 3%	0.00	48	13,045,546	2027-12-01
Federal National Mortgage Association 3%	0.00	48	13,003,336	2027-07-01
Federal National Mortgage Association 3%	0.00	48	13,388,536	2043-09-01
Federal National Mortgage Association 3%	0.00	48	13,388,524	2043-06-01
Federal National Mortgage Association 4%	0.00	48	12,702,193	2039-02-01
Federal National Mortgage Association 4%	0.00	48	12,703,011	2039-04-01
Federal National Mortgage Association 5%	0.00	48	12,170,709	2034-04-01

# Target Date Fund 2020

**Total Stocks**  
6752

**Total Bonds**  
10626

**Total Cash**  
415

## Bond Portfolio Analysis as of 09-30-18

Security Name	Net Assets %	Market Value \$	Amount \$	Maturity Date
Federal National Mortgage Association 5.5%	0.00	48	11,977,579	2033-02-01
Federal National Mortgage Association 5.5%	0.00	48	11,984,459	2033-07-01
Federal National Mortgage Association 5.5%	0.00	48	11,928,300	2035-04-01
Federal National Mortgage Association 5.5%	0.00	48	11,962,912	2035-12-01
Federal National Mortgage Association 6%	0.00	48	11,827,517	2034-09-01
FORD CREDIT AUTO LEASE TRUST 3.49%	0.00	48	12,928,922	2022-03-15
Gm Financial Automobile Leasing Trust 2.87%	0.00	48	13,035,230	2021-12-20
GM FINANCIAL AUTOMOBILE LEASING TRUST 3.48%	0.00	48	12,928,922	2022-07-20
GM FINANCIAL AUTOMOBILE LEASING TRUST 3.7%	0.00	48	12,929,736	2022-07-20
Government National Mortgage Association 5%	0.00	48	12,149,358	2033-11-15
Grainger W W Inc 4.6%	0.00	48	12,417,869	2045-06-15
Hess Corporation 7.3%	0.00	48	11,187,639	2031-08-15
METROPOLITAN GOVT NASHVILLE & DAVIDSON CNTY TENN 5.71%	0.00	48	11,121,646	2034-07-01
Microsoft Corporation 4.75%	0.00	48	11,430,050	2055-11-03
Progress Energy, Inc. 7%	0.00	48	10,361,295	2031-10-30
Santander Drive Au 2.8%	0.00	48	13,068,836	2022-08-15
WORLD OMNI AUTOMOBILE LEASE SECURITIZATION TRUST 3.43%	0.00	48	12,924,445	2024-03-15
Corning Incorporated 4.75%	0.00	47	12,947,244	2042-03-15
Federal Home Loan Mortgage Corporation 3.5%	0.00	47	12,831,056	2029-07-01
Federal Home Loan Mortgage Corporation 3.5%	0.00	47	12,854,733	2021-08-01
Federal Home Loan Mortgage Corporation 4%	0.00	47	12,608,303	2026-03-01
Federal Home Loan Mortgage Corporation 5.5%	0.00	47	11,871,254	2037-06-01
Federal Home Loan Mortgage Corporation 5.5%	0.00	47	11,933,205	2038-11-01
Federal Home Loan Mortgage Corporation 5.5%	0.00	47	11,940,119	2036-04-01
Federal Home Loan Mortgage Corporation 5.5%	0.00	47	12,020,857	2033-01-01
Federal Home Loan Mortgage Corporation 6.5%	0.00	47	11,680,366	2037-12-01
Federal National Mortgage Association 5%	0.00	47	12,171,197	2034-08-01
Federal National Mortgage Association 5.5%	0.00	47	11,917,518	2033-12-01
Government National Mortgage Association 4%	0.00	47	12,606,815	2045-04-20
Government National Mortgage Association 6%	0.00	47	11,878,007	2032-02-15
Iberdrola International B.V. 6.75%	0.00	47	10,717,101	2036-07-15
John Sevier Combined Cycle Generation LLC - TVA 4.63%	0.00	47	12,085,766	2042-01-15
TransCanada Pipelines Limited 7.62%	0.00	47	9,704,749	2039-01-15
Apple Inc. 2.5%	0.00	45	13,671,943	2025-02-09
Commonwealth Edison Company 3.7%	0.00	45	14,059,961	2045-03-01
Enterprise Products Operating LP 4.85%	0.00	45	12,676,355	2042-08-15
Equinor ASA 4.8%	0.00	45	11,970,953	2043-11-08
Federal Home Loan Mortgage Corporation 3.5%	0.00	45	12,855,010	2026-08-01
Federal Home Loan Mortgage Corporation 4%	0.00	45	12,626,007	2024-11-01
Federal Home Loan Mortgage Corporation 5.5%	0.00	45	12,524,738	2024-12-01
Federal Home Loan Mortgage Corporation 5.5%	0.00	45	12,093,257	2035-09-01
Federal Home Loan Mortgage Corporation 6%	0.00	45	11,688,488	2028-11-01
Federal National Mortgage Association 3%	0.00	45	13,371,864	2042-06-01
Federal National Mortgage Association 4%	0.00	45	12,700,805	2040-10-01
Federal National Mortgage Association 4%	0.00	45	12,695,402	2043-09-01
Federal National Mortgage Association 4.5%	0.00	45	12,409,044	2039-08-01
Federal National Mortgage Association 5%	0.00	45	12,171,800	2033-06-01
Federal National Mortgage Association 5%	0.00	45	12,507,385	2020-12-01
Federal National Mortgage Association 5.5%	0.00	45	11,934,836	2033-06-01
Federal National Mortgage Association 5.5%	0.00	45	11,878,846	2034-01-01
Federal National Mortgage Association 5.5%	0.00	45	11,976,944	2035-09-01
Federal National Mortgage Association 6%	0.00	45	11,969,806	2033-02-01
Federal National Mortgage Association 6.5%	0.00	45	11,605,348	2036-11-01
FirstEnergy Corp. 7.38%	0.00	45	10,011,074	2031-11-15
Government National Mortgage Association 4.5%	0.00	45	12,327,681	2040-01-20

# Target Date Fund 2020

**Total Stocks**  
6752

**Total Bonds**  
10626

**Total Cash**  
415

## Bond Portfolio Analysis as of 09-30-18

Security Name	Net Assets %	Market Value \$	Amount \$	Maturity Date
Government National Mortgage Association 5%	0.00	45	12,170,067	2033-10-15
Government National Mortgage Association 5.5%	0.00	45	12,031,966	2038-10-15
Government National Mortgage Association 5.5%	0.00	45	11,914,709	2035-10-15
Government National Mortgage Association 5.5%	0.00	45	12,051,274	2039-01-15
Government National Mortgage Association 6%	0.00	45	11,959,631	2032-05-15
Regions Financial Corporation 7.38%	0.00	45	10,045,106	2037-12-10
ConocoPhillips Company 5.95%	0.00	44	10,214,948	2046-03-15
Federal Home Loan Mortgage Corporation 4.5%	0.00	44	12,491,791	2038-04-01
Federal Home Loan Mortgage Corporation 5%	0.00	44	12,238,700	2035-11-01
Federal Home Loan Mortgage Corporation 5%	0.00	44	12,197,474	2033-05-01
Federal National Mortgage Association 4%	0.00	44	12,701,497	2039-05-01
Federal National Mortgage Association 4.5%	0.00	44	12,415,159	2041-05-01
Federal National Mortgage Association 4.58%	0.00	44	12,283,684	2041-08-01
Federal National Mortgage Association 5.5%	0.00	44	11,898,540	2035-07-01
Federal National Mortgage Association 5.5%	0.00	44	11,998,789	2033-01-01
Federal National Mortgage Association 5.5%	0.00	44	12,110,642	2032-11-01
Federal National Mortgage Association 5.5%	0.00	44	11,885,468	2033-04-01
Federal National Mortgage Association 5.5%	0.00	44	11,976,115	2036-11-01
Federal National Mortgage Association 5.5%	0.00	44	12,053,588	2036-04-01
Federal National Mortgage Association 6%	0.00	44	11,970,129	2033-02-01
Federal National Mortgage Association 6.5%	0.00	44	11,624,116	2032-07-01
Federal National Mortgage Association 6.5%	0.00	44	11,704,131	2036-10-01
Federal National Mortgage Association 7.5%	0.00	44	11,678,949	2032-09-01
Government National Mortgage Association 4%	0.00	44	12,700,028	2039-07-15
Government National Mortgage Association 4.5%	0.00	44	12,377,264	2033-10-15
Government National Mortgage Association 5.5%	0.00	44	11,921,096	2035-05-15
Government National Mortgage Association 5.5%	0.00	44	11,905,048	2034-11-15
Government National Mortgage Association 6%	0.00	44	11,839,837	2037-06-20
Government National Mortgage Association 6%	0.00	44	11,959,643	2040-09-15
GRUPO TELEVISIA S A B 8.5%	0.00	44	10,351,351	2032-03-11
Kellogg Company 7.45%	0.00	44	10,258,839	2031-04-01
Travelers Property Casualty 6.38%	0.00	44	10,429,850	2033-03-15
Vale Overseas Limited 8.25%	0.00	44	10,114,663	2034-01-17
AbbVie Inc. 4.3%	0.00	43	13,774,413	2036-05-14
Federal Home Loan Mortgage Corporation 5.5%	0.00	43	11,974,458	2033-04-01
Federal Home Loan Mortgage Corporation 5.5%	0.00	43	12,076,927	2039-10-01
Federal Home Loan Mortgage Corporation 5.5%	0.00	43	11,924,002	2034-11-01
Federal Home Loan Mortgage Corporation 6.5%	0.00	43	11,680,159	2034-09-01
Federal Home Loan Mortgage Corporation 8%	0.00	43	12,193,081	2024-11-01
Federal National Mortgage Association 3%	0.00	43	13,389,508	2043-08-01
Federal National Mortgage Association 3%	0.00	43	13,379,135	2042-07-01
Federal National Mortgage Association 4.5%	0.00	43	12,463,431	2035-08-01
Federal National Mortgage Association 4.5%	0.00	43	12,454,169	2025-04-01
Federal National Mortgage Association 5%	0.00	43	12,188,105	2035-11-01
Federal National Mortgage Association 5.5%	0.00	43	11,974,933	2037-01-01
Federal National Mortgage Association 5.5%	0.00	43	11,913,401	2035-11-01
Federal National Mortgage Association 5.5%	0.00	43	11,990,592	2036-08-01
Federal National Mortgage Association 6%	0.00	43	11,764,202	2037-11-01
Federal National Mortgage Association 6.5%	0.00	43	11,786,235	2028-09-01
Federal National Mortgage Association 6.5%	0.00	43	11,786,278	2032-10-01
Florida Power & Light Company 5.69%	0.00	43	10,754,960	2040-03-01
Government National Mortgage Association 4.5%	0.00	43	12,383,545	2040-03-15
Government National Mortgage Association 5%	0.00	43	12,166,725	2033-07-15
Government National Mortgage Association 6%	0.00	43	11,828,304	2033-12-15
Government National Mortgage Association 6%	0.00	43	11,851,250	2036-06-15
Virginia Electric and Power Company 4.45%	0.00	43	12,765,461	2044-02-15
American Airlines, Inc. 3.38%	0.00	41	13,424,999	2027-05-01
Anadarko Petroleum Corporation 6.6%	0.00	41	10,987,783	2046-03-15
Eastman Chemical Company 4.5%	0.00	41	12,686,814	2021-01-15
EnCana Corporation 6.5%	0.00	41	11,025,126	2038-02-01

# Target Date Fund 2020

**Total Stocks**  
6752

**Total Bonds**  
10626

**Total Cash**  
415

## Bond Portfolio Analysis as of 09-30-18

Security Name	Net Assets %	Market Value \$	Amount \$	Maturity Date
Exelon Corporation 4.45%	0.00	41	13,329,044	2046-04-15
Federal Home Loan Mortgage Corporation 3.5%	0.00	41	12,854,450	2025-12-01
Federal Home Loan Mortgage Corporation 4%	0.00	41	12,625,933	2025-06-01
Federal Home Loan Mortgage Corporation 4%	0.00	41	12,626,699	2026-12-01
Federal Home Loan Mortgage Corporation 5%	0.00	41	12,238,617	2035-11-01
Federal Home Loan Mortgage Corporation 5.5%	0.00	41	12,001,053	2037-04-01
Federal Home Loan Mortgage Corporation 6.5%	0.00	41	11,680,075	2029-02-01
Federal National Mortgage Association 5%	0.00	41	12,238,431	2039-06-01
Federal National Mortgage Association 5.5%	0.00	41	12,077,854	2036-12-01
Federal National Mortgage Association 5.5%	0.00	41	11,962,989	2034-04-01
Federal National Mortgage Association 6%	0.00	41	11,968,451	2029-02-01
Federal National Mortgage Association 6.5%	0.00	41	11,786,099	2031-05-01
Federal National Mortgage Association 6.5%	0.00	41	11,785,808	2031-07-01
Government National Mortgage Association 4%	0.00	41	12,696,677	2041-11-15
Government National Mortgage Association 5%	0.00	41	12,235,108	2038-06-15
GSRPM Mortgage Loan Trust 3.71%	0.00	41	12,799,620	2044-08-10
International Business Machines Corporation 5.88%	0.00	41	10,881,618	2032-11-29
JPMBB COMMERCIAL MORTGAGE SECURITIES TRUST 3.67%	0.00	41	12,835,457	2047-04-15
Pfizer Inc. 4%	0.00	41	13,056,795	2036-12-15
Comcast Corporation 3.4%	0.00	40	15,969,876	2046-07-15
Exelon Corporation 4.95%	0.00	40	12,325,829	2035-06-15
Federal Home Loan Mortgage Corporation 5%	0.00	40	12,217,506	2033-09-01
Federal Home Loan Mortgage Corporation 5.5%	0.00	40	11,924,406	2035-12-01
Federal Home Loan Mortgage Corporation 6%	0.00	40	11,676,632	2036-10-01
Federal Home Loan Mortgage Corporation 7%	0.00	40	11,641,062	2031-06-01
Federal National Mortgage Association 4%	0.00	40	12,660,659	2025-07-01
Federal National Mortgage Association 5.5%	0.00	40	11,888,027	2033-07-01
Federal National Mortgage Association 5.5%	0.00	40	11,963,899	2035-02-01
Federal National Mortgage Association 6%	0.00	40	11,759,840	2036-10-01
Federal National Mortgage Association 6.5%	0.00	40	11,592,719	2036-05-01
Federal National Mortgage Association 6.5%	0.00	40	11,786,311	2034-09-01
Gm Financial Automobile Leasing Trust 2.48%	0.00	40	13,008,551	2020-08-20
Gm Financial Automobile Leasing Trust 2.74%	0.00	40	13,027,372	2020-08-20
Gm Finl Auto Lease Tr 2018 3.31%	0.00	40	12,959,282	2022-04-20
Gm Finl Auto Lease Tr 2018 3.5%	0.00	40	12,958,300	2022-04-20
Government National Mortgage Association 4%	0.00	40	12,700,102	2039-06-15
Government National Mortgage Association 5.5%	0.00	40	11,897,451	2034-10-15
Government National Mortgage Association 5.5%	0.00	40	12,032,405	2038-12-15
Government National Mortgage Association 6.5%	0.00	40	11,457,140	2035-05-20
Hyundai Auto Receivables Trust 2.53%	0.00	40	13,228,839	2023-11-15
LOS ANGELES CALIF CMNTY COLLEGE DIST 6.6%	0.00	40	9,383,565	2042-08-01
Manulife Financial Corporation 5.38%	0.00	40	11,456,820	2046-03-04
Microsoft Corporation 5.2%	0.00	40	11,053,236	2039-06-01
Nexen Energy ULC 7.5%	0.00	40	9,445,217	2039-07-30
SAN ANTONIO TEX 5.72%	0.00	40	10,424,726	2041-02-01
SOUTH CAROLINA PUB SVC AUTH 5.78%	0.00	40	11,203,925	2041-12-01
Trinity Health Cr Group 4.12%	0.00	40	13,465,241	2045-12-01
Ascension Health Alliance 4.85%	0.00	39	11,754,634	2053-11-15
BED Bath & Beyond 4.92%	0.00	39	17,351,502	2034-08-01
Burlington Northern Santa Fe LLC 4.9%	0.00	39	11,933,233	2044-04-01
Burlington Resources Finance Company 7.4%	0.00	39	9,942,512	2031-12-01
Federal Home Loan Mortgage Corporation 3%	0.00	39	13,017,109	2026-11-01
Federal Home Loan Mortgage Corporation 5%	0.00	39	12,221,768	2034-05-01
Federal Home Loan Mortgage Corporation 5%	0.00	39	12,208,909	2035-09-01
Federal Home Loan Mortgage Corporation 5.5%	0.00	39	11,705,200	2037-06-01
Federal Home Loan Mortgage Corporation 5.5%	0.00	39	12,023,516	2038-08-01
Federal Home Loan Mortgage Corporation 5.5%	0.00	39	12,132,951	2035-04-01
Federal Home Loan Mortgage Corporation 6%	0.00	39	11,673,574	2038-01-01
Federal National Mortgage Association 5%	0.00	39	12,309,156	2025-05-01
Federal National Mortgage Association 5.5%	0.00	39	12,001,528	2033-07-01

# Target Date Fund 2020

**Total Stocks**  
6752

**Total Bonds**  
10626

**Total Cash**  
415

## Bond Portfolio Analysis as of 09-30-18

Security Name	Net Assets %	Market Value \$	Amount \$	Maturity Date
Federal National Mortgage Association 5.5%	0.00	39	11,980,283	2034-07-01
Federal National Mortgage Association 6%	0.00	39	11,965,022	2032-02-01
Federal National Mortgage Association 6.5%	0.00	39	11,786,124	2032-09-01
Federal National Mortgage Association 7.5%	0.00	39	12,214,087	2026-11-01
George Washington University 4.87%	0.00	39	11,600,208	2045-09-15
Government National Mortgage Association 4.5%	0.00	39	12,326,725	2042-01-20
Government National Mortgage Association 4.5%	0.00	39	12,386,932	2040-02-15
Government National Mortgage Association 4.5%	0.00	39	12,398,653	2024-06-15
Government National Mortgage Association 5%	0.00	39	12,321,745	2039-09-15
Government National Mortgage Association 5.5%	0.00	39	12,040,217	2039-04-20
Government National Mortgage Association 6%	0.00	39	12,039,743	2041-11-20
Government National Mortgage Association 6.5%	0.00	39	11,778,165	2033-03-15
MASSACHUSETTS ST 4.91%	0.00	39	11,841,850	2029-05-01
Moody's Corp 5.25%	0.00	39	11,843,730	2044-07-15
NUTRIEN LTD 4.12%	0.00	39	14,119,259	2035-03-15
Conoco Funding Company 7.25%	0.00	37	10,082,377	2031-10-15
Federal Home Loan Mortgage Corporation 3%	0.00	37	13,389,101	2043-07-01
Federal Home Loan Mortgage Corporation 5.5%	0.00	37	11,927,629	2032-11-01
Federal Home Loan Mortgage Corporation 7.5%	0.00	37	12,200,729	2031-06-01
Federal National Mortgage Association 3%	0.00	37	13,496,158	2040-12-01
Federal National Mortgage Association 3%	0.00	37	13,388,889	2043-06-01
Federal National Mortgage Association 3%	0.00	37	13,388,220	2043-10-01
Federal National Mortgage Association 4%	0.00	37	12,656,978	2024-04-01
Federal National Mortgage Association 4%	0.00	37	12,700,240	2042-07-01
Federal National Mortgage Association 4.5%	0.00	37	12,489,218	2029-06-01
Federal National Mortgage Association 5.5%	0.00	37	12,077,083	2036-06-01
Federal National Mortgage Association 6%	0.00	37	11,970,038	2029-05-01
Federal National Mortgage Association 6%	0.00	37	11,796,244	2038-01-01
Government National Mortgage Association 5%	0.00	37	12,165,248	2034-06-15
Government National Mortgage Association 5%	0.00	37	12,187,927	2040-06-15
Government National Mortgage Association 5.5%	0.00	37	11,951,240	2033-05-15
Government National Mortgage Association 5.5%	0.00	37	11,747,048	2037-04-15
Government National Mortgage Association 6.5%	0.00	37	11,730,880	2039-01-20
Murphy Oil Corp Cds 5yr 06/20/2023 At 225 Bps - Gs	0.00	37	172,855,846	2023-06-20
Caterpillar Inc 4.75%	0.00	36	12,467,110	2064-05-15
ConocoPhillips Company 4.3%	0.00	36	12,570,027	2044-11-15
Enterprise Products Operating LP 4.45%	0.00	36	13,327,150	2043-02-15
Federal Home Loan Mortgage Corporation 6.5%	0.00	36	11,680,187	2029-01-01
Federal Home Loan Mortgage Corporation 6.5%	0.00	36	11,680,167	2031-09-01
Federal National Mortgage Association 3%	0.00	36	13,003,819	2027-05-01
Federal National Mortgage Association 3%	0.00	36	13,389,870	2043-07-01
Federal National Mortgage Association 3.5%	0.00	36	13,025,080	2043-07-01
Federal National Mortgage Association 3.5%	0.00	36	13,040,462	2043-06-01
Federal National Mortgage Association 4%	0.00	36	12,700,857	2041-12-01
Federal National Mortgage Association 4.5%	0.00	36	12,463,183	2033-10-01
Federal National Mortgage Association 4.5%	0.00	36	12,405,750	2039-05-01
Federal National Mortgage Association 5.5%	0.00	36	11,943,056	2035-02-01
Federal National Mortgage Association 5.5%	0.00	36	11,975,932	2035-01-01
Federal National Mortgage Association 5.5%	0.00	36	12,056,673	2038-02-01
Federal National Mortgage Association 6%	0.00	36	11,965,654	2031-07-01
Federal National Mortgage Association 6%	0.00	36	11,737,395	2032-03-01
Federal National Mortgage Association 6%	0.00	36	11,855,016	2035-02-01
Federal National Mortgage Association 6%	0.00	36	11,659,077	2035-12-01
Federal National Mortgage Association 6.5%	0.00	36	11,652,132	2037-11-01
Government National Mortgage Association 5.5%	0.00	36	12,121,463	2047-05-20

# Target Date Fund 2020

**Total Stocks**  
6752  
**Total Bonds**  
10626  
**Total Cash**  
415

## Bond Portfolio Analysis as of 09-30-18

Security Name	Net Assets %	Market Value \$	Amount \$	Maturity Date
Indiana Michigan Power Company 4.55%	0.00	36	12,579,564	2046-03-15
JP Morgan Chase Commercial Mortgage Securities Trust 2013-C13 2.66%	0.00	36	12,950,035	2046-01-15
Kinder Morgan, Inc. 5.3%	0.00	36	12,491,112	2034-12-01
Lockheed Martin Corporation 4.5%	0.00	36	12,396,683	2036-05-15
Magellan Midstream Partners LP 4.2%	0.00	36	14,816,399	2042-12-01
MetLife Inc. 4.6%	0.00	36	12,708,659	2046-05-13
Prudential Financial, Inc. 3.88%	0.00	36	13,034,362	2028-03-27
Tyson Foods, Inc. 5.15%	0.00	36	12,722,745	2044-08-15
Berkshire Hathaway Energy Company 4.5%	0.00	35	12,963,693	2045-02-01
CHICAGO ILL 6.31%	0.00	35	13,029,344	2044-01-01
Duke Energy Progress Inc 4.2%	0.00	35	13,047,571	2045-08-15
Everest Reinsurance Holdings, Inc. 4.87%	0.00	35	12,964,257	2044-06-01
Federal Home Loan Mortgage Corporation 3%	0.00	35	13,389,307	2043-08-01
Federal Home Loan Mortgage Corporation 5%	0.00	35	12,302,227	2041-03-01
Federal Home Loan Mortgage Corporation 5.5%	0.00	35	11,939,719	2035-12-01
Federal Home Loan Mortgage Corporation 5.5%	0.00	35	12,804,389	2020-07-01
Federal Home Loan Mortgage Corporation 6%	0.00	35	11,675,335	2034-08-01
Federal National Mortgage Association 3%	0.00	35	13,389,135	2043-07-01
Federal National Mortgage Association 4.5%	0.00	35	12,417,185	2040-06-01
Federal National Mortgage Association 4.5%	0.00	35	12,434,045	2042-08-01
Federal National Mortgage Association 5%	0.00	35	12,543,303	2019-07-01
Federal National Mortgage Association 5%	0.00	35	12,253,939	2036-04-01
Federal National Mortgage Association 5.5%	0.00	35	11,925,874	2037-02-01
Federal National Mortgage Association 6%	0.00	35	11,969,797	2036-03-01
Federal National Mortgage Association 6%	0.00	35	12,466,412	2024-01-01
Government National Mortgage Association 4%	0.00	35	12,670,704	2025-03-15
Government National Mortgage Association 4.5%	0.00	35	12,386,986	2041-05-15
Government National Mortgage Association 5.5%	0.00	35	11,899,661	2033-05-15
Government National Mortgage Association 5.5%	0.00	35	11,921,450	2034-08-15
Government National Mortgage Association 6%	0.00	35	11,959,742	2038-07-15
Government National Mortgage Association 6.5%	0.00	35	11,500,813	2031-06-20
Intel Corporation 4.1%	0.00	35	13,069,855	2046-05-19
Inter-American Development Bank 3.88%	0.00	35	12,035,903	2041-10-28
Kentucky Utilities Company 4.38%	0.00	35	12,852,597	2045-10-01
Microsoft Corporation 5.3%	0.00	35	10,941,420	2041-02-08
NORTH SHORE LONG ISLAND JEWISH HEALTH CARE INC 6.15%	0.00	35	10,752,356	2043-11-01
Pacific Gas and Electric Company 6.35%	0.00	35	11,052,931	2038-02-15
Shell International Finance B.V. 4%	0.00	35	13,205,175	2046-05-10
Westlake Chemical Corporation 5%	0.00	35	13,135,432	2046-08-15
Wisconsin Electric Power Company 4.3%	0.00	35	12,822,227	2045-12-15
Burlington Northern Santa Fe LLC 3.9%	0.00	34	13,599,916	2046-08-01
Comcast Corporation 4.2%	0.00	34	13,420,125	2034-08-15
Federal Home Loan Mortgage Corporation 3.5%	0.00	34	13,027,044	2043-06-01
Federal Home Loan Mortgage Corporation 5%	0.00	34	12,280,620	2033-10-01
Federal Home Loan Mortgage Corporation 5%	0.00	34	12,167,183	2039-07-01
Federal Home Loan Mortgage Corporation 7%	0.00	34	11,804,230	2032-05-01
Federal National Mortgage Association 2.04%	0.00	34	12,947,079	2043-01-01
Federal National Mortgage Association 3.5%	0.00	34	13,024,626	2042-11-01
Federal National Mortgage Association 5%	0.00	34	12,542,706	2020-11-01
Federal National Mortgage Association 5.5%	0.00	34	11,970,088	2033-11-01
Federal National Mortgage Association 5.5%	0.00	34	12,740,791	2021-05-01
Federal National Mortgage Association 6%	0.00	34	11,790,463	2037-12-01
Federal National Mortgage Association 6.5%	0.00	34	11,786,087	2032-06-01
Federal National Mortgage Association 6.5%	0.00	34	11,786,348	2028-10-01
Federal National Mortgage Association 6.5%	0.00	34	11,785,807	2028-12-01

# Target Date Fund 2020

**Total Stocks**  
6752

**Total Bonds**  
10626

**Total Cash**  
415

## Bond Portfolio Analysis as of 09-30-18

Security Name	Net Assets %	Market Value \$	Amount \$	Maturity Date
Fidelity National Information Services 4.5%	0.00	34	13,691,630	2046-08-15
Fortive Corporation 4.3%	0.00	34	13,578,878	2046-06-15
Government National Mortgage Association 5%	0.00	34	12,170,316	2038-12-15
Government National Mortgage Association 5.5%	0.00	34	11,912,417	2033-07-15
Government National Mortgage Association 6%	0.00	34	11,851,701	2029-03-15
Hasbro Inc 5.1%	0.00	34	13,706,092	2044-05-15
J.M. Smucker Company 4.25%	0.00	34	13,696,657	2035-03-15
Johnson & Johnson 3.55%	0.00	34	13,525,953	2036-03-01
NiSource Inc. 5.95%	0.00	34	11,310,806	2041-06-15
Oracle Corporation 3.25%	0.00	34	13,697,914	2030-05-15
Southern California Edison Company 5.75%	0.00	34	11,330,387	2035-04-01
United Air Lines, Inc. 2.88%	0.00	34	13,904,196	2030-04-07
Virginia Electric and Power Company 4%	0.00	34	13,662,172	2046-11-15
Western Gas Partners, L.P. 5.45%	0.00	34	13,716,801	2044-04-01
DTE Electric Company 3.7%	0.00	32	13,918,951	2045-03-15
Federal Home Loan Mortgage Corporation 3.5%	0.00	32	12,853,781	2024-05-01
Federal Home Loan Mortgage Corporation 4.5%	0.00	32	12,403,040	2039-05-01
Federal Home Loan Mortgage Corporation 5.5%	0.00	32	11,843,477	2038-01-01
Federal Home Loan Mortgage Corporation 5.5%	0.00	32	11,937,499	2033-10-01
Federal Home Loan Mortgage Corporation 6%	0.00	32	11,893,406	2028-11-01
Federal National Mortgage Association 3%	0.00	32	13,377,398	2042-03-01
Federal National Mortgage Association 4%	0.00	32	12,700,705	2040-08-01
Federal National Mortgage Association 4.5%	0.00	32	12,521,682	2035-10-01
Federal National Mortgage Association 4.5%	0.00	32	12,482,946	2024-05-01
Federal National Mortgage Association 4.5%	0.00	32	12,452,528	2025-03-01
Federal National Mortgage Association 5%	0.00	32	12,180,665	2035-07-01
Federal National Mortgage Association 5.5%	0.00	32	11,976,543	2035-04-01
Federal National Mortgage Association 6%	0.00	32	11,746,251	2028-11-01
FedEx Corporation 4.1%	0.00	32	14,159,992	2045-02-01
Ford Credit Auto Owner Trust 1.94%	0.00	32	13,057,200	2021-07-15
Gm Financial Automobile Leasing Trust 3.37%	0.00	32	13,039,162	2022-10-20
Government National Mortgage Association 5.5%	0.00	32	11,920,282	2038-10-15
Government National Mortgage Association 6%	0.00	32	11,959,622	2032-03-15
Government National Mortgage Association 6%	0.00	32	11,834,757	2033-03-15
Government National Mortgage Association 6%	0.00	32	11,957,565	2032-12-15
Government National Mortgage Association 6.5%	0.00	32	11,705,398	2038-10-15
GS MORTGAGE SECURITIES TRUST 3.68%	0.00	32	12,899,356	2047-04-10
Lockheed Martin Corporation 5.5%	0.00	32	11,255,002	2039-11-15
South Carolina Electric & Gas Company 4.1%	0.00	32	14,013,718	2046-06-15
Travelers Companies, Inc. 3.75%	0.00	32	13,978,275	2046-05-15
Union Pacific Corporation 3.38%	0.00	32	14,363,757	2035-02-01
Union Pacific Corporation 4.38%	0.00	32	13,960,621	2065-11-15
University Notre Dame du Lac 3.44%	0.00	32	13,874,949	2045-02-15
Valmont Industries, Inc. 5%	0.00	32	14,196,363	2044-10-01
World Omni Auto Lease 2017-A 2.48%	0.00	32	13,050,974	2022-08-15
Federal Home Loan Mortgage Corporation 4.5%	0.00	31	12,385,409	2040-02-01
Federal Home Loan Mortgage Corporation 5%	0.00	31	12,218,717	2034-06-01
Federal Home Loan Mortgage Corporation 5%	0.00	31	12,183,417	2037-02-01
Federal Home Loan Mortgage Corporation 5%	0.00	31	12,215,093	2034-06-01
Federal Home Loan Mortgage Corporation 5%	0.00	31	12,849,970	2020-08-01
Federal Home Loan Mortgage Corporation 5.5%	0.00	31	11,929,715	2036-03-01
Federal Home Loan Mortgage Corporation 5.5%	0.00	31	12,001,586	2036-12-01
Federal Home Loan Mortgage Corporation 6%	0.00	31	11,893,685	2036-10-01
Federal Home Loan Mortgage Corporation 6.5%	0.00	31	11,679,811	2032-04-01
Federal Home Loan Mortgage Corporation 7%	0.00	31	11,771,962	2034-01-01
Federal National Mortgage Association 3%	0.00	31	13,003,294	2027-10-01
Federal National Mortgage Association 3%	0.00	31	13,388,545	2043-07-01
Federal National Mortgage Association 4%	0.00	31	12,709,832	2043-08-01
Federal National Mortgage Association 4%	0.00	31	12,700,600	2042-07-01
Federal National Mortgage Association 4.5%	0.00	31	12,410,137	2039-02-01



# Target Date Fund 2020

**Total Stocks**  
6752

**Total Bonds**  
10626

**Total Cash**  
415

## Bond Portfolio Analysis as of 09-30-18

Security Name	Net Assets %	Market Value \$	Amount \$	Maturity Date
Federal National Mortgage Association 4.5%	0.00	31	12,477,267	2031-07-01
Federal National Mortgage Association 5.5%	0.00	31	11,972,586	2032-12-01
Federal National Mortgage Association 5.5%	0.00	31	12,110,836	2035-03-01
Federal National Mortgage Association 5.5%	0.00	31	12,729,591	2021-05-01
Federal National Mortgage Association 5.5%	0.00	31	12,110,708	2037-03-01
Federal National Mortgage Association 6%	0.00	31	11,738,755	2035-12-01
Federal National Mortgage Association 6%	0.00	31	11,738,608	2033-04-01
Federal National Mortgage Association 6%	0.00	31	11,960,956	2034-09-01
Federal National Mortgage Association 6%	0.00	31	11,714,991	2034-09-01
Federal National Mortgage Association 6%	0.00	31	11,880,431	2038-12-01
Federal National Mortgage Association 6.5%	0.00	31	11,695,568	2032-08-01
Federal National Mortgage Association 6.5%	0.00	31	11,786,337	2033-07-01
Federal National Mortgage Association 6.5%	0.00	31	12,365,696	2024-02-01
FedEx Corporation 4.5%	0.00	31	14,537,978	2065-02-01
Ford Credit Auto Owner Trust 2.15%	0.00	31	13,301,479	2022-10-15
Frd.Cred.Auto.Own (A-1) 2017-A 2.24%	0.00	31	13,189,319	2022-06-15
Gilead Sciences, Inc. 4%	0.00	31	13,412,564	2036-09-01
Government National Mortgage Association 2.5%	0.00	31	13,701,069	2043-10-20
Government National Mortgage Association 4.5%	0.00	31	12,327,531	2041-12-20
Government National Mortgage Association 5.5%	0.00	31	11,904,972	2033-10-15
Government National Mortgage Association 5.5%	0.00	31	11,994,103	2034-08-20
Government National Mortgage Association 6%	0.00	31	11,959,884	2028-12-15
Government National Mortgage Association 6%	0.00	31	11,960,060	2038-01-15
Government National Mortgage Association 6%	0.00	31	11,864,458	2031-05-20
ILLINOIS ST 6.72%	0.00	31	12,171,585	2035-04-01
Kimco Realty Corporation 4.25%	0.00	31	14,426,942	2045-04-01
NORTH TEX TWY AUTH 8.91%	0.00	31	12,062,373	2030-02-01
Public Service Company of Colorado 3.55%	0.00	31	14,660,092	2046-06-15
Rogers Communications Inc. 7.5%	0.00	31	9,788,781	2038-08-15
The University of Southern California 3.03%	0.00	31	14,539,394	2039-10-01
United Health Group Incorporated 4.2%	0.00	31	13,044,595	2047-01-15
Burlington Northern Santa Fe LLC 4.7%	0.00	30	12,177,515	2045-09-01
Federal Home Loan Mortgage Corporation 3%	0.00	30	13,017,593	2026-10-01
Federal Home Loan Mortgage Corporation 5%	0.00	30	12,214,263	2034-05-01
Federal Home Loan Mortgage Corporation 5%	0.00	30	12,174,776	2039-10-01
Federal Home Loan Mortgage Corporation 5%	0.00	30	12,240,355	2039-09-01
Federal Home Loan Mortgage Corporation 5.5%	0.00	30	11,947,185	2036-12-01
Federal Home Loan Mortgage Corporation 5.5%	0.00	30	11,993,409	2037-02-01
Federal Home Loan Mortgage Corporation 6.5%	0.00	30	11,679,995	2037-07-01
Federal National Mortgage Association 3.5%	0.00	30	13,046,715	2043-07-01
Federal National Mortgage Association 4%	0.00	30	12,700,778	2041-01-01
Federal National Mortgage Association 4%	0.00	30	12,700,845	2041-01-01
Federal National Mortgage Association 5%	0.00	30	12,309,060	2033-07-01
Federal National Mortgage Association 5%	0.00	30	12,166,509	2033-10-01
Federal National Mortgage Association 6%	0.00	30	11,963,660	2031-06-01
Federal National Mortgage Association 6%	0.00	30	11,735,399	2034-10-01
Federal National Mortgage Association 6%	0.00	30	11,631,383	2035-12-01
Federal National Mortgage Association 6%	0.00	30	11,763,760	2036-07-01
Federal National Mortgage Association 6.5%	0.00	30	11,704,204	2029-08-01
Federal National Mortgage Association 7.5%	0.00	30	11,846,771	2032-08-01
Government National Mortgage Association 2.5%	0.00	30	13,618,565	2043-05-20
Government National Mortgage Association 5%	0.00	30	12,179,627	2034-07-15
Government National Mortgage Association 5%	0.00	30	12,294,247	2035-04-15
Government National Mortgage Association 5%	0.00	30	12,401,021	2040-10-15
Government National Mortgage Association 5.5%	0.00	30	12,042,351	2039-02-20
Government National Mortgage Association 5.5%	0.00	30	11,905,886	2035-05-15
Government National Mortgage Association 5.5%	0.00	30	11,930,158	2038-05-15
Government National Mortgage Association 6%	0.00	30	11,839,076	2036-09-20
Government National Mortgage Association 8.5%	0.00	30	12,441,141	2026-09-15
International Business Machines Corporation 2.9%	0.00	30	13,114,864	2021-11-01

# Target Date Fund 2020

**Total Stocks**  
6752

**Total Bonds**  
10626

**Total Cash**  
415

## Bond Portfolio Analysis as of 09-30-18

Security Name	Net Assets %	Market Value \$	Amount \$	Maturity Date
Kimberly-Clark Corporation 3.2%	0.00	30	15,218,507	2046-07-30
LOS ANGELES CALIF DEPT ARPTS 6.58%	0.00	30	10,367,712	2039-05-15
Microsoft Corporation 2%	0.00	30	13,154,756	2020-11-03
MISSOURI ST HEALTH & EDL FACS AUTH 3.09%	0.00	30	15,585,678	2051-09-15
Novant Health, Inc 4.37%	0.00	30	12,987,728	2043-11-01
Southern California Edison Company 4.65%	0.00	30	12,442,147	2043-10-01
Swedish Export Credit Corporation 0%	0.00	30	25,509,868	2037-05-11
The Kroger Co. 3.88%	0.00	30	15,494,245	2046-10-15
Apache Corporation 4.25%	0.00	28	14,576,505	2044-01-15
Federal Home Loan Mortgage Corporation 3.5%	0.00	28	12,831,154	2029-08-01
Federal Home Loan Mortgage Corporation 4.5%	0.00	28	12,465,501	2035-11-01
Federal Home Loan Mortgage Corporation 5%	0.00	28	12,193,492	2034-06-01
Federal Home Loan Mortgage Corporation 5.5%	0.00	28	11,928,005	2033-02-01
Federal Home Loan Mortgage Corporation 5.5%	0.00	28	12,027,446	2032-11-01
Federal Home Loan Mortgage Corporation 6%	0.00	28	11,763,387	2037-01-01
Federal Home Loan Mortgage Corporation 7%	0.00	28	11,661,286	2028-12-01
Federal National Mortgage Association 3%	0.00	28	13,370,959	2042-07-01
Federal National Mortgage Association 3%	0.00	28	13,377,946	2043-03-01
Federal National Mortgage Association 3%	0.00	28	13,389,419	2043-05-01
Federal National Mortgage Association 3%	0.00	28	13,388,008	2043-08-01
Federal National Mortgage Association 3%	0.00	28	13,385,537	2043-03-01
Federal National Mortgage Association 4%	0.00	28	12,702,317	2039-08-01
Federal National Mortgage Association 4%	0.00	28	12,699,856	2040-11-01
Federal National Mortgage Association 5.5%	0.00	28	11,987,991	2032-12-01
Federal National Mortgage Association 5.5%	0.00	28	12,020,506	2038-01-01
Federal National Mortgage Association 6%	0.00	28	11,745,487	2034-09-01
Federal Realty Investment Trust 4.5%	0.00	28	12,940,508	2044-12-01
Government National Mortgage Association 4.5%	0.00	28	12,472,865	2041-09-15
Government National Mortgage Association 5%	0.00	28	12,400,861	2039-06-15
Government National Mortgage Association 6%	0.00	28	11,959,712	2028-12-15
Government National Mortgage Association 6%	0.00	28	11,758,487	2033-01-15
Government National Mortgage Association 6.5%	0.00	28	11,553,371	2029-05-20
Lowe's Companies, Inc. 4.38%	0.00	28	12,827,183	2045-09-15
Norfolk Southern Corporation 4.65%	0.00	28	12,533,591	2046-01-15
PENNSYLVANIA ST TPK COMMN 5.56%	0.00	28	10,604,209	2049-12-01
Potomac Electric Power Company 4.15%	0.00	28	13,094,519	2043-03-15
President & Fellows of Harvard College 3.62%	0.00	28	13,298,150	2037-10-01
Applied Materials Inc. 5.1%	0.00	27	11,773,918	2035-10-01
Cleco Power LLC 6%	0.00	27	11,265,883	2040-12-01
Duke Energy Progress Inc 4.15%	0.00	27	13,233,877	2044-12-01
Federal Home Loan Mortgage Corporation 3%	0.00	27	13,017,404	2026-05-01
Federal Home Loan Mortgage Corporation 3.5%	0.00	27	12,854,812	2026-06-01
Federal Home Loan Mortgage Corporation 3.5%	0.00	27	12,830,842	2027-02-01
Federal Home Loan Mortgage Corporation 3.5%	0.00	27	12,832,975	2029-12-01
Federal Home Loan Mortgage Corporation 6.5%	0.00	27	11,680,561	2036-09-01
Federal Home Loan Mortgage Corporation 7%	0.00	27	11,327,712	2037-11-01
Federal National Mortgage Association 3%	0.00	27	13,389,553	2043-08-01
Federal National Mortgage Association 4%	0.00	27	12,702,152	2039-06-01
Federal National Mortgage Association 4.5%	0.00	27	12,409,694	2039-12-01
Federal National Mortgage Association 4.5%	0.00	27	12,454,059	2043-09-01
Federal National Mortgage Association 5%	0.00	27	12,170,889	2033-04-01
Federal National Mortgage Association 5%	0.00	27	12,308,788	2024-10-01
Federal National Mortgage Association 5%	0.00	27	12,179,549	2036-03-01
Federal National Mortgage Association 5%	0.00	27	12,458,297	2023-12-01
Federal National Mortgage Association 5.5%	0.00	27	11,922,751	2033-06-01
Federal National Mortgage Association 5.5%	0.00	27	12,024,095	2037-08-01
Federal National Mortgage Association 5.5%	0.00	27	11,963,051	2035-03-01
Federal National Mortgage Association 6%	0.00	27	11,742,193	2036-09-01
Federal National Mortgage Association 6.5%	0.00	27	11,700,507	2031-09-01
Federal National Mortgage Association 6.5%	0.00	27	11,785,579	2034-09-01

# Target Date Fund 2020

**Total Stocks**  
6752

**Total Bonds**  
10626

**Total Cash**  
415

## Bond Portfolio Analysis as of 09-30-18

Security Name	Net Assets %	Market Value \$	Amount \$	Maturity Date
Federal National Mortgage Association 7.5%	0.00	27	12,472,260	2030-11-01
Government National Mortgage Association 3.5%	0.00	27	12,945,069	2042-10-15
Government National Mortgage Association 5%	0.00	27	12,160,336	2039-01-15
Government National Mortgage Association 5%	0.00	27	12,166,379	2039-01-15
Government National Mortgage Association 5%	0.00	27	12,168,696	2039-04-15
Government National Mortgage Association 5.5%	0.00	27	11,921,983	2035-11-15
Government National Mortgage Association 5.5%	0.00	27	12,022,398	2039-01-15
Government National Mortgage Association 5.5%	0.00	27	11,898,857	2033-06-15
Government National Mortgage Association 6%	0.00	27	11,960,018	2029-05-15
Government National Mortgage Association 6%	0.00	27	11,918,974	2041-12-20
Government National Mortgage Association 6%	0.00	27	11,774,854	2032-05-15
Government National Mortgage Association 6%	0.00	27	11,953,891	2038-11-15
Government National Mortgage Association 6%	0.00	27	11,959,213	2038-08-15
Government National Mortgage Association 6.5%	0.00	27	11,358,830	2037-12-20
Kinder Morgan Energy Partners LP 4.7%	0.00	27	13,738,165	2042-11-01
SAN ANTONIO TEX 5.98%	0.00	27	10,166,781	2039-02-01
Colgate-Palmolive Company 4%	0.00	26	13,115,418	2045-08-15
DTE Electric Company 3.7%	0.00	26	13,997,325	2046-06-01
Federal Home Loan Mortgage Corporation 3%	0.00	26	13,017,239	2027-01-01
Federal Home Loan Mortgage Corporation 3.5%	0.00	26	12,854,651	2025-11-01
Federal Home Loan Mortgage Corporation 4.5%	0.00	26	12,762,409	2021-02-01
Federal Home Loan Mortgage Corporation 4.5%	0.00	26	12,386,119	2039-12-01
Federal Home Loan Mortgage Corporation 4.5%	0.00	26	12,384,332	2041-03-01
Federal Home Loan Mortgage Corporation 5%	0.00	26	12,169,810	2035-08-01
Federal Home Loan Mortgage Corporation 5.5%	0.00	26	12,131,106	2037-05-01
Federal Home Loan Mortgage Corporation 5.5%	0.00	26	12,132,439	2029-01-01
Federal Home Loan Mortgage Corporation 5.5%	0.00	26	11,985,677	2038-04-01
Federal Home Loan Mortgage Corporation 5.5%	0.00	26	12,596,048	2024-02-01
Federal Home Loan Mortgage Corporation 6%	0.00	26	12,693,087	2022-11-01
Federal Home Loan Mortgage Corporation 6.5%	0.00	26	11,680,246	2029-01-01
Federal Home Loan Mortgage Corporation 6.5%	0.00	26	11,680,641	2032-05-01
Federal Home Loan Mortgage Corporation 6.5%	0.00	26	11,680,523	2031-12-01
Federal Home Loan Mortgage Corporation 7%	0.00	26	12,553,676	2031-10-01
Federal National Mortgage Association 3%	0.00	26	13,386,115	2043-04-01
Federal National Mortgage Association 3%	0.00	26	13,030,278	2027-09-01
Federal National Mortgage Association 3%	0.00	26	13,003,944	2027-11-01
Federal National Mortgage Association 3.66%	0.00	26	12,835,770	2020-11-25
Federal National Mortgage Association 4.5%	0.00	26	12,451,068	2025-02-01
Federal National Mortgage Association 5%	0.00	26	12,175,054	2035-07-01
Federal National Mortgage Association 5%	0.00	26	12,240,759	2035-12-01
Federal National Mortgage Association 5.5%	0.00	26	12,110,959	2033-07-01
Federal National Mortgage Association 5.5%	0.00	26	11,976,916	2034-11-01
Federal National Mortgage Association 6%	0.00	26	11,970,025	2023-12-01
Federal National Mortgage Association 6.5%	0.00	26	11,786,305	2026-03-01
Federal National Mortgage Association 6.5%	0.00	26	11,786,218	2032-06-01
Federal National Mortgage Association 6.5%	0.00	26	11,786,340	2036-10-01
Federal National Mortgage Association 6.5%	0.00	26	11,786,161	2038-08-01
GATX Corporation 4.5%	0.00	26	14,001,429	2045-03-30
Government National Mortgage Association 5%	0.00	26	12,159,551	2039-02-15
Government National Mortgage Association 5%	0.00	26	12,165,325	2038-10-15
Government National Mortgage Association 6%	0.00	26	11,840,337	2033-02-15
Government National Mortgage Association 6%	0.00	26	11,909,051	2034-06-15
Government National Mortgage Association 6.5%	0.00	26	11,445,914	2032-04-20
Husky Energy Inc. 7.25%	0.00	26	12,337,447	2019-12-15
Interstate Power & Light Company 3.7%	0.00	26	14,343,789	2046-09-15
NiSource Inc. 5.8%	0.00	26	11,708,060	2042-02-01
Placer Dome Inc. 6.45%	0.00	26	11,322,459	2035-10-15
XLIT Ltd. 5.5%	0.00	26	12,278,366	2045-03-31
Alabama Power Company 4.3%	0.00	25	12,981,818	2046-01-02
Archer-Daniels-Midland Company 5.94%	0.00	25	11,312,623	2032-10-01

# Target Date Fund 2020

**Total Stocks**  
6752

**Total Bonds**  
10626

**Total Cash**  
415

## Bond Portfolio Analysis as of 09-30-18

Security Name	Net Assets %	Market Value \$	Amount \$	Maturity Date
Capital Auto Receivables Asset Trust 2015-4 3.62%	0.00	25	12,880,253	2021-05-20
Celgene Corporation 5.7%	0.00	25	12,114,392	2040-10-15
Commonwealth Edison Company 4.35%	0.00	25	12,763,709	2045-11-15
Federal Home Loan Mortgage Corporation 2.5%	0.00	25	13,301,046	2028-05-01
Federal Home Loan Mortgage Corporation 3%	0.00	25	13,389,800	2043-06-01
Federal Home Loan Mortgage Corporation 3%	0.00	25	13,390,211	2043-08-01
Federal Home Loan Mortgage Corporation 4.5%	0.00	25	12,750,729	2024-06-01
Federal Home Loan Mortgage Corporation 5%	0.00	25	12,169,335	2040-05-01
Federal Home Loan Mortgage Corporation 5.5%	0.00	25	12,131,575	2035-10-01
Federal Home Loan Mortgage Corporation 5.5%	0.00	25	12,133,015	2037-05-01
Federal Home Loan Mortgage Corporation 5.5%	0.00	25	11,949,772	2036-12-01
Federal Home Loan Mortgage Corporation 6%	0.00	25	11,893,918	2034-01-01
Federal Home Loan Mortgage Corporation 6%	0.00	25	11,679,121	2032-05-01
Federal Home Loan Mortgage Corporation 6.5%	0.00	25	11,680,204	2029-01-01
Federal Home Loan Mortgage Corporation 6.5%	0.00	25	11,680,357	2031-08-01
Federal Home Loan Mortgage Corporation 6.5%	0.00	25	11,679,972	2032-08-01
Federal National Mortgage Association 2%	0.00	25	13,489,101	2027-12-01
Federal National Mortgage Association 3%	0.00	25	13,374,469	2042-07-01
Federal National Mortgage Association 3.5%	0.00	25	13,043,408	2043-09-01
Federal National Mortgage Association 5.5%	0.00	25	11,972,126	2034-08-01
Federal National Mortgage Association 5.5%	0.00	25	11,885,787	2033-11-01
Federal National Mortgage Association 5.5%	0.00	25	12,110,774	2033-12-01
Federal National Mortgage Association 5.5%	0.00	25	11,976,276	2034-06-01
Federal National Mortgage Association 5.5%	0.00	25	11,925,987	2034-07-01
Federal National Mortgage Association 6%	0.00	25	11,750,686	2036-09-01
Federal National Mortgage Association 6%	0.00	25	11,755,770	2037-08-01
Federal National Mortgage Association 6%	0.00	25	11,899,364	2038-08-01
Federal National Mortgage Association 6.5%	0.00	25	11,767,899	2029-05-01
Federal National Mortgage Association 6.5%	0.00	25	11,786,200	2029-02-01
Federal National Mortgage Association 6.5%	0.00	25	11,786,076	2037-06-01
Government National Mortgage Association 4.5%	0.00	25	12,383,500	2039-04-15
Government National Mortgage Association 4.5%	0.00	25	12,384,345	2040-10-15
Government National Mortgage Association 5%	0.00	25	12,164,569	2038-05-15
Government National Mortgage Association 5.5%	0.00	25	11,901,947	2032-12-15
Government National Mortgage Association 5.5%	0.00	25	11,906,024	2033-05-15
Government National Mortgage Association 5.5%	0.00	25	12,020,278	2038-11-15
Government National Mortgage Association 5.5%	0.00	25	12,020,017	2038-11-15
Government National Mortgage Association 5.5%	0.00	25	12,031,055	2039-01-15
Government National Mortgage Association 6%	0.00	25	11,959,155	2032-03-15
Government National Mortgage Association 6%	0.00	25	11,934,244	2032-12-15
Government National Mortgage Association 6.5%	0.00	25	11,777,807	2038-01-15
Oklahoma Gas and Electric Company 5.85%	0.00	25	10,877,394	2040-06-01
Oracle Corporation 2.25%	0.00	25	12,986,539	2019-10-08
The Western Union Company 6.2%	0.00	25	12,701,101	2036-11-17
21st Century Fox America, Inc. 6.15%	0.00	23	10,136,302	2041-02-15
Ace Capital Trust II 9.7%	0.00	23	9,237,515	2030-04-01
Carmax Auto Owner Trust 2.83%	0.00	23	13,186,354	2023-09-15
Carmax Auto Owner Trust 2.95%	0.00	23	13,185,507	2023-11-15
DALLAS TEX AREA RAPID TRAN 6%	0.00	23	10,013,328	2044-12-01
Danaher Corporation 4.38%	0.00	23	12,694,874	2045-09-15
DISTRICT COLUMBIA WTR & SWR AUTH 4.81%	0.00	23	11,874,503	—
Federal Home Loan Mortgage Corporation 3%	0.00	23	13,017,525	2026-12-01
Federal Home Loan Mortgage Corporation 3.5%	0.00	23	12,831,805	2029-12-01
Federal Home Loan Mortgage Corporation 4%	0.00	23	12,626,790	2025-02-01
Federal Home Loan Mortgage Corporation 5.5%	0.00	23	11,928,231	2033-06-01
Federal Home Loan Mortgage Corporation 5.5%	0.00	23	11,954,251	2032-04-01
Federal Home Loan Mortgage Corporation 6%	0.00	23	11,893,724	2033-11-01
Federal Home Loan Mortgage Corporation 6%	0.00	23	11,700,049	2034-10-01
Federal Home Loan Mortgage Corporation 6%	0.00	23	11,674,113	2040-05-01
Federal Home Loan Mortgage Corporation 6%	0.00	23	11,688,738	2029-01-01

# Target Date Fund 2020

**Total Stocks**  
6752

**Total Bonds**  
10626

**Total Cash**  
415

## Bond Portfolio Analysis as of 09-30-18

Security Name	Net Assets %	Market Value \$	Amount \$	Maturity Date
Federal Home Loan Mortgage Corporation 6.5%	0.00	23	11,680,379	2028-08-01
Federal National Mortgage Association 3%	0.00	23	13,003,151	2026-12-01
Federal National Mortgage Association 4%	0.00	23	12,700,293	2041-03-01
Federal National Mortgage Association 4%	0.00	23	12,658,034	2024-04-01
Federal National Mortgage Association 4.5%	0.00	23	12,463,201	2033-09-01
Federal National Mortgage Association 4.5%	0.00	23	12,758,776	2020-09-01
Federal National Mortgage Association 4.5%	0.00	23	12,453,711	2024-07-01
Federal National Mortgage Association 4.5%	0.00	23	12,482,980	2025-01-01
Federal National Mortgage Association 5%	0.00	23	12,237,947	2037-10-01
Federal National Mortgage Association 5%	0.00	23	12,164,307	2035-08-01
Federal National Mortgage Association 5%	0.00	23	12,166,390	2036-03-01
Federal National Mortgage Association 5%	0.00	23	12,171,207	2033-12-01
Federal National Mortgage Association 5.5%	0.00	23	12,817,090	2020-06-01
Federal National Mortgage Association 5.5%	0.00	23	11,923,755	2035-07-01
Federal National Mortgage Association 5.5%	0.00	23	12,001,009	2038-06-01
Federal National Mortgage Association 6%	0.00	23	11,764,061	2034-09-01
Federal National Mortgage Association 6%	0.00	23	11,969,691	2036-05-01
Federal National Mortgage Association 6.5%	0.00	23	11,670,956	2032-08-01
Frd.Cred.Auto.Own (A-1) 2017-A 2.41%	0.00	23	13,178,736	2023-07-15
Government National Mortgage Association 5%	0.00	23	12,166,869	2034-05-15
Government National Mortgage Association 5.5%	0.00	23	11,902,841	2033-05-15
Government National Mortgage Association 5.5%	0.00	23	12,051,448	2033-08-15
Government National Mortgage Association 5.5%	0.00	23	11,891,634	2035-07-15
Government National Mortgage Association 5.5%	0.00	23	12,021,993	2040-12-15
Government National Mortgage Association 5.5%	0.00	23	11,990,763	2032-12-20
Government National Mortgage Association 6%	0.00	23	11,857,456	2031-10-20
Government National Mortgage Association 6%	0.00	23	11,960,252	2028-10-15
Government National Mortgage Association 6%	0.00	23	11,732,432	2029-01-15
Government National Mortgage Association 6%	0.00	23	11,960,010	2037-08-15
NewYork-Presbyterian Hospital 4.06%	0.00	23	13,515,973	2056-08-01
OHIO ST UNIV 3.8%	0.00	23	13,757,171	2046-12-01
OHIO ST UNIV 4.05%	0.00	23	13,630,612	2056-12-01
OREGON SCH BRDS ASSN 5.53%	0.00	23	11,671,540	2028-06-30
Simon Property Group, L.P. 4.25%	0.00	23	13,286,595	2046-11-30
SOUTH CAROLINA PUB SVC AUTH 6.45%	0.00	23	10,011,910	2050-01-01
Voya Financial Inc 5.7%	0.00	23	11,776,883	2043-07-15
Aetna, Inc. 6.75%	0.00	22	10,302,393	2037-12-15
CONNECTICUT ST 5.09%	0.00	22	12,230,764	2030-10-01
Federal Home Loan Mortgage Corporation 4%	0.00	22	12,624,917	2026-04-01
Federal Home Loan Mortgage Corporation 4%	0.00	22	12,646,984	2024-12-01
Federal Home Loan Mortgage Corporation 5%	0.00	22	12,289,028	2036-05-01
Federal Home Loan Mortgage Corporation 5%	0.00	22	12,179,467	2035-07-01
Federal Home Loan Mortgage Corporation 5%	0.00	22	12,806,358	2021-09-01
Federal Home Loan Mortgage Corporation 5.5%	0.00	22	11,754,950	2037-06-01
Federal Home Loan Mortgage Corporation 6%	0.00	22	11,893,805	2033-10-01
Federal Home Loan Mortgage Corporation 6%	0.00	22	11,685,858	2031-10-01
Federal Home Loan Mortgage Corporation 6%	0.00	22	11,894,399	2029-05-01
Federal Home Loan Mortgage Corporation 6.5%	0.00	22	11,680,141	2029-05-01
Federal Home Loan Mortgage Corporation 6.5%	0.00	22	11,679,909	2029-08-01
Federal National Mortgage Association 3%	0.00	22	13,384,252	2042-07-01
Federal National Mortgage Association 4%	0.00	22	12,702,171	2040-12-01
Federal National Mortgage Association 4.5%	0.00	22	12,758,855	2019-06-01
Federal National Mortgage Association 4.5%	0.00	22	12,758,942	2024-09-01
Federal National Mortgage Association 4.5%	0.00	22	12,451,674	2025-05-01
Federal National Mortgage Association 5%	0.00	22	12,543,331	2020-12-01
Federal National Mortgage Association 5.5%	0.00	22	11,894,253	2037-06-01
Federal National Mortgage Association 5.5%	0.00	22	12,110,814	2023-06-01
Federal National Mortgage Association 5.5%	0.00	22	12,068,395	2034-03-01
Federal National Mortgage Association 5.5%	0.00	22	11,981,363	2036-02-01
Federal National Mortgage Association 6%	0.00	22	11,735,233	2034-11-01

# Target Date Fund 2020

**Total Stocks**  
6752

**Total Bonds**  
10626

**Total Cash**  
415

## Bond Portfolio Analysis as of 09-30-18

Security Name	Net Assets %	Market Value \$	Amount \$	Maturity Date
Federal National Mortgage Association 6%	0.00	22	11,757,400	2035-05-01
Federal National Mortgage Association 6%	0.00	22	11,751,629	2036-04-01
Federal National Mortgage Association 6%	0.00	22	11,751,574	2037-08-01
Federal National Mortgage Association 6%	0.00	22	11,727,265	2039-10-01
Federal National Mortgage Association 6.5%	0.00	22	11,785,624	2029-06-01
Federal National Mortgage Association 6.5%	0.00	22	11,785,992	2032-07-01
Federal National Mortgage Association 6.5%	0.00	22	11,786,413	2033-11-01
Federal National Mortgage Association 7%	0.00	22	12,609,562	2027-11-01
Federal National Mortgage Association 7%	0.00	22	11,977,013	2031-03-01
Federal National Mortgage Association 7%	0.00	22	11,479,436	2039-02-01
Federal National Mortgage Association 8%	0.00	22	12,093,088	2024-08-01
Government National Mortgage Association 4.5%	0.00	22	12,386,249	2039-04-15
Government National Mortgage Association 4.5%	0.00	22	12,388,343	2039-04-15
Government National Mortgage Association 4.5%	0.00	22	12,397,159	2039-09-15
Government National Mortgage Association 4.5%	0.00	22	12,441,326	2040-05-15
Government National Mortgage Association 5%	0.00	22	12,362,437	2033-06-15
Government National Mortgage Association 5.5%	0.00	22	11,905,031	2034-07-15
Government National Mortgage Association 5.5%	0.00	22	11,928,112	2038-06-15
Government National Mortgage Association 5.5%	0.00	22	12,051,641	2038-08-15
Government National Mortgage Association 6%	0.00	22	11,840,818	2032-01-15
Government National Mortgage Association 6%	0.00	22	11,953,536	2038-10-15
Government National Mortgage Association 6.5%	0.00	22	11,500,703	2031-10-20
Kansas City Southern 4.95%	0.00	22	12,567,023	2045-08-15
NEW YORK N Y 6.25%	0.00	22	12,397,115	2035-06-01
NUTRIEN LTD 5.25%	0.00	22	12,491,629	2045-01-15
PORT AUTH N Y & N J 4.81%	0.00	22	11,839,013	2065-10-15
Southern Company Gas Capital Corporation 3.95%	0.00	22	14,654,629	2046-10-01
Verisk Analytics, Inc. 5.5%	0.00	22	12,785,057	2045-06-15
WELLS FARGO COMMERCIAL MORTGAGE TRUST 2.95%	0.00	22	12,944,494	2047-12-15
Consolidated Edison Company of New York, Inc. 4.3%	0.00	21	13,535,982	2056-12-01
Consumers Energy Company 4.35%	0.00	21	13,457,651	2064-08-31
Enterprise Products Operating LP 4.95%	0.00	21	12,922,530	2054-10-15
Federal Home Loan Mortgage Corporation 3.5%	0.00	21	12,854,470	2026-07-01
Federal Home Loan Mortgage Corporation 3.5%	0.00	21	12,854,188	2026-08-01
Federal Home Loan Mortgage Corporation 5%	0.00	21	12,177,294	2038-06-01
Federal Home Loan Mortgage Corporation 5.5%	0.00	21	12,133,660	2036-10-01
Federal Home Loan Mortgage Corporation 5.5%	0.00	21	12,128,957	2029-09-01
Federal Home Loan Mortgage Corporation 6%	0.00	21	11,799,637	2038-07-01
Federal Home Loan Mortgage Corporation 6%	0.00	21	11,784,685	2036-10-01
Federal Home Loan Mortgage Corporation 6%	0.00	21	11,686,178	2031-04-01
Federal Home Loan Mortgage Corporation 6%	0.00	21	11,687,776	2032-03-01
Federal Home Loan Mortgage Corporation 6.5%	0.00	21	11,679,906	2036-09-01
Federal Home Loan Mortgage Corporation 6.5%	0.00	21	11,680,714	2035-10-01
Federal National Mortgage Association 3%	0.00	21	13,003,557	2027-08-01
Federal National Mortgage Association 4%	0.00	21	12,660,731	2020-08-01
Federal National Mortgage Association 4%	0.00	21	12,661,544	2020-01-01
Federal National Mortgage Association 5%	0.00	21	12,464,205	2023-05-01
Federal National Mortgage Association 5%	0.00	21	12,462,540	2024-04-01
Federal National Mortgage Association 5.5%	0.00	21	12,505,980	2025-11-01
Federal National Mortgage Association 5.5%	0.00	21	12,037,106	2033-02-01
Federal National Mortgage Association 5.5%	0.00	21	11,888,412	2033-08-01
Federal National Mortgage Association 5.5%	0.00	21	11,992,096	2033-11-01
Federal National Mortgage Association 5.5%	0.00	21	12,002,599	2035-03-01
Federal National Mortgage Association 6%	0.00	21	11,967,538	2027-11-01
Federal National Mortgage Association 6%	0.00	21	11,969,951	2028-11-01

# Target Date Fund 2020

**Total Stocks**  
6752

**Total Bonds**  
10626

**Total Cash**  
415

## Bond Portfolio Analysis as of 09-30-18

Security Name	Net Assets %	Market Value \$	Amount \$	Maturity Date
Federal National Mortgage Association 6%	0.00	21	11,970,577	2031-02-01
Federal National Mortgage Association 6%	0.00	21	11,970,472	2032-12-01
Federal National Mortgage Association 6%	0.00	21	11,777,709	2034-09-01
Federal National Mortgage Association 6%	0.00	21	11,900,410	2035-06-01
Federal National Mortgage Association 6%	0.00	21	11,746,821	2037-04-01
Federal National Mortgage Association 7%	0.00	21	12,296,929	2026-05-01
Federal National Mortgage Association 7.5%	0.00	21	12,721,849	2027-09-01
Government National Mortgage Association 5%	0.00	21	12,168,704	2033-07-15
Government National Mortgage Association 5%	0.00	21	12,163,253	2039-04-15
Government National Mortgage Association 5.5%	0.00	21	11,907,795	2033-04-15
Government National Mortgage Association 5.5%	0.00	21	11,900,765	2037-02-15
Government National Mortgage Association 5.5%	0.00	21	11,898,731	2033-06-15
Government National Mortgage Association 6%	0.00	21	11,959,809	2033-12-15
Government National Mortgage Association 7.5%	0.00	21	11,439,993	2029-12-20
Government National Mortgage Association 8%	0.00	21	10,789,303	2030-09-20
JPMBB Commercial Mortgage Securities Trust 2013-C15 2.98%	0.00	21	12,934,698	2045-11-15
MASSACHUSETTS ST 5.46%	0.00	21	10,899,826	2039-12-01
NewYork-Presbyterian Hospital 4.02%	0.00	21	13,312,579	2045-08-01
Norfolk Southern Corporation 4.8%	0.00	21	12,721,369	2043-08-15
Piedmont Natural Gas Company, Inc. 4.1%	0.00	21	13,597,377	2034-09-18
W.R. Berkley Corporation 4.75%	0.00	21	13,230,937	2044-08-01
Federal Home Loan Mortgage Corporation 4.5%	0.00	19	12,461,158	2035-06-01
Federal Home Loan Mortgage Corporation 4.5%	0.00	19	12,752,013	2021-06-01
Federal Home Loan Mortgage Corporation 5%	0.00	19	12,186,320	2038-02-01
Federal Home Loan Mortgage Corporation 5%	0.00	19	12,169,082	2036-03-01
Federal Home Loan Mortgage Corporation 5.5%	0.00	19	11,758,818	2034-05-01
Federal Home Loan Mortgage Corporation 5.5%	0.00	19	12,103,928	2035-02-01
Federal Home Loan Mortgage Corporation 6%	0.00	19	11,892,992	2024-03-01
Federal Home Loan Mortgage Corporation 6%	0.00	19	12,587,240	2021-09-01
Federal Home Loan Mortgage Corporation 7%	0.00	19	12,082,613	2028-09-01
Federal Home Loan Mortgage Corporation 7%	0.00	19	12,551,124	2031-10-01
Federal Home Loan Mortgage Corporation 7.5%	0.00	19	12,770,025	2027-10-01
Federal National Mortgage Association 3%	0.00	19	13,003,360	2026-11-01
Federal National Mortgage Association 3%	0.00	19	13,035,634	2028-06-01
Federal National Mortgage Association 3%	0.00	19	13,372,443	2043-08-01
Federal National Mortgage Association 3%	0.00	19	13,003,744	2027-01-01
Federal National Mortgage Association 3.5%	0.00	19	13,024,812	2043-07-01
Federal National Mortgage Association 4%	0.00	19	12,650,273	2026-07-01
Federal National Mortgage Association 4%	0.00	19	12,701,156	2041-11-01
Federal National Mortgage Association 4%	0.00	19	12,701,236	2041-12-01
Federal National Mortgage Association 4%	0.00	19	12,657,828	2024-02-01
Federal National Mortgage Association 5%	0.00	19	12,308,627	2025-08-01
Federal National Mortgage Association 5.5%	0.00	19	12,110,168	2024-07-01
Federal National Mortgage Association 5.5%	0.00	19	11,970,908	2034-01-01
Federal National Mortgage Association 5.5%	0.00	19	11,944,579	2034-05-01
Federal National Mortgage Association 5.5%	0.00	19	12,043,999	2034-04-01
Federal National Mortgage Association 5.5%	0.00	19	12,027,742	2034-01-01
Federal National Mortgage Association 5.5%	0.00	19	11,976,115	2034-07-01
Federal National Mortgage Association 5.5%	0.00	19	11,996,855	2038-11-01
Federal National Mortgage Association 5.5%	0.00	19	12,031,547	2038-07-01
Federal National Mortgage Association 6%	0.00	19	11,739,726	2032-08-01
Federal National Mortgage Association 6%	0.00	19	11,768,286	2029-03-01
Federal National Mortgage Association 6%	0.00	19	11,962,217	2031-10-01
Federal National Mortgage Association 6%	0.00	19	11,743,733	2037-06-01
Federal National Mortgage Association 6%	0.00	19	11,970,604	2023-04-01

# Target Date Fund 2020

**Total Stocks**  
6752

**Total Bonds**  
10626

**Total Cash**  
415

## Bond Portfolio Analysis as of 09-30-18

Security Name	Net Assets %	Market Value \$	Amount \$	Maturity Date
Federal National Mortgage Association 6%	0.00	19	11,901,238	2035-10-01
Federal National Mortgage Association 6.5%	0.00	19	11,785,841	2031-04-01
Federal National Mortgage Association 6.5%	0.00	19	11,786,505	2033-10-01
Federal National Mortgage Association 7%	0.00	19	12,069,269	2029-05-01
Federal National Mortgage Association 7%	0.00	19	12,569,426	2028-07-01
Federal National Mortgage Association 7%	0.00	19	12,536,984	2032-08-01
Federal National Mortgage Association 7.5%	0.00	19	11,772,716	2028-01-01
Federal National Mortgage Association 8%	0.00	19	12,413,346	2023-12-01
Government National Mortgage Association 5%	0.00	19	12,230,776	2033-07-15
Government National Mortgage Association 5.5%	0.00	19	11,905,121	2033-04-15
Government National Mortgage Association 5.5%	0.00	19	11,907,462	2033-04-15
Government National Mortgage Association 5.5%	0.00	19	11,896,447	2034-04-15
Government National Mortgage Association 5.5%	0.00	19	11,900,151	2033-07-15
Government National Mortgage Association 6%	0.00	19	11,959,159	2029-01-15
Government National Mortgage Association 6%	0.00	19	11,959,073	2028-05-15
Government National Mortgage Association 6%	0.00	19	11,728,531	2033-11-15
Government National Mortgage Association 6%	0.00	19	11,838,138	2036-10-15
Government National Mortgage Association 6%	0.00	19	11,828,520	2029-05-20
Government National Mortgage Association 6.5%	0.00	19	11,506,126	2031-04-20
Government National Mortgage Association 7.5%	0.00	19	11,566,026	2031-10-20
Atrium Treasury Services Ltd.2	0.00	19	0	—
Amazon.com, Inc. 3.8%	0.00	18	12,667,143	2024-12-05
Arch Capital Finance LLC 5.03%	0.00	18	12,365,842	2046-12-15
Arizona Public Service Company 4.35%	0.00	18	12,868,111	2045-11-15
ConocoPhillips 5.9%	0.00	18	10,726,019	2038-05-15
DTE Energy Company 6.38%	0.00	18	10,979,903	2033-04-15
Duke University 3.3%	0.00	18	14,700,559	2046-10-01
Federal Home Loan Mortgage Corporation 5%	0.00	18	12,180,277	2035-07-01
Federal Home Loan Mortgage Corporation 5.5%	0.00	18	11,872,061	2037-06-01
Federal Home Loan Mortgage Corporation 5.5%	0.00	18	12,133,136	2037-07-01
Federal Home Loan Mortgage Corporation 5.5%	0.00	18	11,994,071	2037-08-01
Federal Home Loan Mortgage Corporation 5.5%	0.00	18	11,938,067	2036-05-01
Federal Home Loan Mortgage Corporation 6%	0.00	18	11,676,831	2031-11-01
Federal Home Loan Mortgage Corporation 6%	0.00	18	11,678,530	2032-03-01
Federal Home Loan Mortgage Corporation 6.5%	0.00	18	11,680,941	2026-04-01
Federal National Mortgage Association 3%	0.00	18	13,002,926	2026-09-01
Federal National Mortgage Association 3%	0.00	18	13,003,039	2027-05-01
Federal National Mortgage Association 3%	0.00	18	13,002,646	2027-06-01
Federal National Mortgage Association 4%	0.00	18	12,700,210	2042-01-01
Federal National Mortgage Association 4%	0.00	18	12,609,574	2024-12-01
Federal National Mortgage Association 4%	0.00	18	12,659,021	2025-11-01
Federal National Mortgage Association 4.5%	0.00	18	12,703,196	2020-11-01
Federal National Mortgage Association 4.5%	0.00	18	12,408,721	2039-07-01
Federal National Mortgage Association 5%	0.00	18	12,189,447	2035-07-01
Federal National Mortgage Association 5%	0.00	18	12,247,409	2035-10-01
Federal National Mortgage Association 5.5%	0.00	18	12,593,028	2021-11-01
Federal National Mortgage Association 6%	0.00	18	11,965,817	2027-11-01
Federal National Mortgage Association 6%	0.00	18	11,738,860	2035-10-01
Federal National Mortgage Association 6%	0.00	18	11,752,527	2035-08-01
Federal National Mortgage Association 6.5%	0.00	18	11,659,137	2031-12-01
Federal National Mortgage Association 6.5%	0.00	18	11,786,076	2028-08-01
Federal National Mortgage Association 6.5%	0.00	18	11,786,367	2029-04-01
Federal National Mortgage Association 6.5%	0.00	18	11,786,101	2031-12-01
Federal National Mortgage Association 7%	0.00	18	12,268,142	2027-08-01
Government National Mortgage Association 2.5%	0.00	18	13,619,504	2043-04-20
Government National Mortgage Association 4.5%	0.00	18	12,328,773	2041-05-20
Government National Mortgage Association 4.5%	0.00	18	12,329,461	2041-10-20
Government National Mortgage Association 5.5%	0.00	18	12,035,496	2033-06-15
Government National Mortgage Association 5.5%	0.00	18	11,900,970	2033-09-15
Government National Mortgage Association 5.5%	0.00	18	12,051,732	2038-01-15



# Target Date Fund 2020

**Total Stocks**  
6752

**Total Bonds**  
10626

**Total Cash**  
415

## Bond Portfolio Analysis as of 09-30-18

Security Name	Net Assets %	Market Value \$	Amount \$	Maturity Date
Government National Mortgage Association 6%	0.00	18	11,959,709	2024-01-15
Government National Mortgage Association 6%	0.00	18	11,811,191	2036-12-15
Government National Mortgage Association 6%	0.00	18	11,847,410	2031-11-20
Government National Mortgage Association 6%	0.00	18	11,850,577	2032-09-20
Government National Mortgage Association 8%	0.00	18	11,923,864	2024-12-15
Louisville Gas and Electric Company 4.65%	0.00	18	12,185,090	2043-11-15
NEW YORK N Y CITY MUN WTR FIN AUTH 5.44%	0.00	18	10,752,915	2043-06-15
Owens Corning 7%	0.00	18	11,341,122	2036-12-01
TIME WARNER INC. 4.75%	0.00	18	12,542,610	2021-03-29
Westar Energy Inc. 4.25%	0.00	18	13,006,068	2045-12-01
Wisconsin Power and Light Company 6.38%	0.00	18	10,318,292	2037-08-15
Deere & Company 8.1%	0.00	17	9,627,484	2030-05-15
Federal Home Loan Mortgage Corporation 3.5%	0.00	17	12,854,647	2021-07-01
Federal Home Loan Mortgage Corporation 3.5%	0.00	17	12,856,146	2021-02-01
Federal Home Loan Mortgage Corporation 4%	0.00	17	12,605,466	2031-12-01
Federal Home Loan Mortgage Corporation 5.5%	0.00	17	12,025,916	2037-02-01
Federal Home Loan Mortgage Corporation 5.5%	0.00	17	12,133,230	2037-02-01
Federal Home Loan Mortgage Corporation 6.5%	0.00	17	11,680,364	2032-06-01
Federal Home Loan Mortgage Corporation 7%	0.00	17	12,799,411	2024-06-01
Federal Home Loan Mortgage Corporation 7%	0.00	17	12,786,621	2025-11-01
Federal National Mortgage Association 3%	0.00	17	13,003,162	2027-02-01
Federal National Mortgage Association 3.5%	0.00	17	12,848,554	2025-11-01
Federal National Mortgage Association 4%	0.00	17	12,650,541	2026-09-01
Federal National Mortgage Association 4%	0.00	17	12,656,510	2025-08-01
Federal National Mortgage Association 4%	0.00	17	12,651,165	2026-03-01
Federal National Mortgage Association 4.5%	0.00	17	12,453,039	2025-05-01
Federal National Mortgage Association 5.5%	0.00	17	12,110,771	2029-04-01
Federal National Mortgage Association 5.5%	0.00	17	12,058,083	2033-03-01
Federal National Mortgage Association 5.5%	0.00	17	11,990,178	2035-08-01
Federal National Mortgage Association 5.5%	0.00	17	12,030,747	2036-01-01
Federal National Mortgage Association 5.5%	0.00	17	11,975,290	2033-05-01
Federal National Mortgage Association 5.5%	0.00	17	12,109,995	2033-11-01
Federal National Mortgage Association 5.5%	0.00	17	12,083,719	2035-04-01
Federal National Mortgage Association 6%	0.00	17	11,737,984	2031-06-01
Federal National Mortgage Association 6%	0.00	17	11,895,746	2034-08-01
Federal National Mortgage Association 6.5%	0.00	17	11,725,243	2030-08-01
Federal National Mortgage Association 6.5%	0.00	17	11,786,002	2031-03-01
Federal National Mortgage Association 6.5%	0.00	17	11,786,267	2032-02-01
Federal National Mortgage Association 6.5%	0.00	17	11,785,519	2032-09-01
Federal National Mortgage Association 6.5%	0.00	17	11,784,825	2029-02-01
Federal National Mortgage Association 7%	0.00	17	12,680,276	2028-08-01
Federal National Mortgage Association 7.5%	0.00	17	11,770,145	2025-11-01
Federal National Mortgage Association 7.5%	0.00	17	11,956,198	2031-02-01
Federal National Mortgage Association 7.5%	0.00	17	12,591,463	2036-01-01
Government National Mortgage Association 5%	0.00	17	12,099,282	2039-10-20
Government National Mortgage Association 5.5%	0.00	17	12,050,889	2032-11-15
Government National Mortgage Association 5.5%	0.00	17	12,032,005	2039-05-15
Government National Mortgage Association 6%	0.00	17	11,958,916	2028-11-15
Government National Mortgage Association 6%	0.00	17	11,960,578	2029-07-15
Government National Mortgage Association 8%	0.00	17	11,859,929	2026-11-15
NEW YORK N Y 5.21%	0.00	17	11,646,138	2031-10-01
Nike, Inc. 3.88%	0.00	17	13,398,457	2045-11-01
Northwestern University 3.87%	0.00	17	13,134,285	2048-12-01
Pacific Gas and Electric Company 4.25%	0.00	17	14,090,521	2046-03-15
Verizon Communications Inc. 4.75%	0.00	17	13,138,911	2041-11-01

# Target Date Fund 2020

**Total Stocks**  
6752

**Total Bonds**  
10626

**Total Cash**  
415

## Bond Portfolio Analysis as of 09-30-18

Security Name	Net Assets %	Market Value \$	Amount \$	Maturity Date
Xylem, Inc. 4.38%	0.00	17	13,479,550	2046-11-01
Baylor Scott & White Holdings 3.97%	0.00	16	13,609,790	2046-11-15
DALLAS TEX AREA RAPID TRAN 6.25%	0.00	16	12,646,950	2034-12-01
DALLAS TEX CONVENTION CTR HOTEL DEV CORP 7.09%	0.00	16	10,014,434	2042-01-01
Federal Home Loan Mortgage Corporation 3%	0.00	16	13,016,247	2026-01-01
Federal Home Loan Mortgage Corporation 3.5%	0.00	16	12,854,499	2025-10-01
Federal Home Loan Mortgage Corporation 4%	0.00	16	12,656,138	2019-07-01
Federal Home Loan Mortgage Corporation 4.5%	0.00	16	12,684,126	2024-03-01
Federal Home Loan Mortgage Corporation 5%	0.00	16	12,175,604	2034-01-01
Federal Home Loan Mortgage Corporation 5.5%	0.00	16	12,132,992	2036-09-01
Federal Home Loan Mortgage Corporation 6%	0.00	16	11,686,200	2036-03-01
Federal Home Loan Mortgage Corporation 6%	0.00	16	11,864,767	2023-11-01
Federal Home Loan Mortgage Corporation 6.5%	0.00	16	11,451,920	2031-09-01
Federal Home Loan Mortgage Corporation 6.5%	0.00	16	11,680,506	2029-04-01
Federal Home Loan Mortgage Corporation 7.5%	0.00	16	11,909,348	2031-03-01
Federal Home Loan Mortgage Corporation 8%	0.00	16	11,704,042	2030-05-01
Federal National Mortgage Association 4.5%	0.00	16	12,461,090	2035-10-01
Federal National Mortgage Association 4.5%	0.00	16	12,452,347	2024-07-01
Federal National Mortgage Association 5%	0.00	16	12,255,395	2038-05-01
Federal National Mortgage Association 5.5%	0.00	16	12,109,211	2032-02-01
Federal National Mortgage Association 5.5%	0.00	16	12,004,701	2033-10-01
Federal National Mortgage Association 5.5%	0.00	16	12,076,342	2037-02-01
Federal National Mortgage Association 5.5%	0.00	16	11,974,187	2037-03-01
Federal National Mortgage Association 5.5%	0.00	16	11,970,880	2034-04-01
Federal National Mortgage Association 6%	0.00	16	11,748,455	2029-09-01
Federal National Mortgage Association 6%	0.00	16	11,969,855	2033-01-01
Federal National Mortgage Association 6.5%	0.00	16	11,785,619	2029-04-01
Federal National Mortgage Association 7%	0.00	16	11,526,207	2031-10-01
Federal National Mortgage Association 7%	0.00	16	11,377,699	2031-05-01
Federal National Mortgage Association 7.5%	0.00	16	11,572,109	2029-01-01
Federal National Mortgage Association 8%	0.00	16	11,180,381	2031-11-01
Ford Credit Auto Owner Trust 2.14%	0.00	16	13,090,920	2022-10-15
Government National Mortgage Association 4.5%	0.00	16	12,383,145	2041-11-15
Government National Mortgage Association 5%	0.00	16	12,169,772	2040-05-15
Government National Mortgage Association 5.5%	0.00	16	11,990,546	2034-01-15
Government National Mortgage Association 6%	0.00	16	11,959,788	2032-03-15
ILLINOIS ST 6.63%	0.00	16	12,255,589	2035-02-01
Mexico (United Mexican States) 7.5%	0.00	16	10,195,022	2033-04-08
Northrop Grumman Corporation 7.75%	0.00	16	9,782,044	2031-02-15
Southern California Gas Company 5.75%	0.00	16	11,230,810	2035-11-15
The Boeing Company 5.88%	0.00	16	10,452,055	2040-02-15
Consolidated Edison Company of New York, Inc. 6.3%	0.00	14	10,381,236	2037-08-15
Federal Home Loan Mortgage Corporation 3.5%	0.00	14	12,855,215	2021-01-01
Federal Home Loan Mortgage Corporation 5.5%	0.00	14	11,989,443	2038-05-01
Federal Home Loan Mortgage Corporation 5.5%	0.00	14	11,983,567	2038-09-01
Federal Home Loan Mortgage Corporation 5.5%	0.00	14	12,668,836	2021-10-01
Federal Home Loan Mortgage Corporation 6%	0.00	14	11,894,117	2032-04-01
Federal Home Loan Mortgage Corporation 6.5%	0.00	14	11,679,272	2029-03-01
Federal Home Loan Mortgage Corporation 6.5%	0.00	14	11,680,675	2032-01-01
Federal Home Loan Mortgage Corporation 7%	0.00	14	11,702,632	2029-11-01
Federal Home Loan Mortgage Corporation 7.5%	0.00	14	11,410,364	2032-11-01
Federal National Mortgage Association 4%	0.00	14	12,660,869	2024-04-01
Federal National Mortgage Association 4.5%	0.00	14	12,482,751	2031-12-01
Federal National Mortgage Association 5%	0.00	14	12,263,128	2035-07-01
Federal National Mortgage Association 5.5%	0.00	14	12,110,097	2031-04-01

# Target Date Fund 2020

**Total Stocks**  
6752

**Total Bonds**  
10626

**Total Cash**  
415

## Bond Portfolio Analysis as of 09-30-18

Security Name	Net Assets %	Market Value \$	Amount \$	Maturity Date
Federal National Mortgage Association 5.5%	0.00	14	12,111,310	2031-04-01
Federal National Mortgage Association 5.5%	0.00	14	11,994,847	2036-11-01
Federal National Mortgage Association 5.5%	0.00	14	11,974,254	2034-08-01
Federal National Mortgage Association 5.5%	0.00	14	12,093,307	2033-07-01
Federal National Mortgage Association 5.5%	0.00	14	11,923,148	2035-08-01
Federal National Mortgage Association 6%	0.00	14	11,970,472	2027-11-01
Federal National Mortgage Association 6%	0.00	14	11,969,571	2031-03-01
Federal National Mortgage Association 6%	0.00	14	11,970,055	2035-03-01
Federal National Mortgage Association 6%	0.00	14	12,833,797	2023-02-01
Federal National Mortgage Association 6.5%	0.00	14	11,785,493	2031-05-01
Federal National Mortgage Association 6.5%	0.00	14	11,786,489	2028-07-01
Federal National Mortgage Association 6.5%	0.00	14	11,785,936	2028-06-01
Federal National Mortgage Association 6.5%	0.00	14	11,786,695	2029-07-01
Federal National Mortgage Association 6.5%	0.00	14	11,786,147	2032-01-01
Federal National Mortgage Association 7%	0.00	14	11,437,870	2031-09-01
Federal National Mortgage Association 7%	0.00	14	11,791,441	2036-01-01
Federal National Mortgage Association 7.5%	0.00	14	11,800,681	2031-09-01
Federal National Mortgage Association 8%	0.00	14	11,785,015	2030-08-01
Government National Mortgage Association 3%	0.00	14	13,013,371	2021-11-20
Government National Mortgage Association 4.5%	0.00	14	12,326,946	2041-04-20
Government National Mortgage Association 4.5%	0.00	14	12,493,481	2036-05-15
Government National Mortgage Association 4.5%	0.00	14	12,492,753	2039-01-15
Government National Mortgage Association 5%	0.00	14	12,163,255	2033-07-15
Government National Mortgage Association 5%	0.00	14	12,402,007	2035-09-15
Government National Mortgage Association 5.5%	0.00	14	11,900,670	2033-06-15
Government National Mortgage Association 6%	0.00	14	11,959,639	2031-04-15
Government National Mortgage Association 6.5%	0.00	14	11,777,696	2033-05-15
Government National Mortgage Association 6.5%	0.00	14	11,630,945	2037-10-15
Government National Mortgage Association 6.5%	0.00	14	11,844,913	2028-03-20
Government National Mortgage Association 6.5%	0.00	14	11,752,495	2028-05-20
Government National Mortgage Association 6.5%	0.00	14	11,495,850	2031-08-20
Government National Mortgage Association 9%	0.00	14	12,750,670	2025-01-15
Massachusetts Institute of Technology 3.96%	0.00	14	12,860,130	2038-07-01
Methanex Corporation 5.65%	0.00	14	13,416,795	2044-12-01
METROPOLITAN TRANSN AUTH N Y 6.09%	0.00	14	10,389,909	2040-11-15
Potomac Electric Power Company 7.9%	0.00	14	8,979,392	2038-12-15
Tampa Electric Company 4.35%	0.00	14	13,279,493	2044-05-15
William Marsh Rice University 3.77%	0.00	14	13,932,048	2055-05-15
CSX Corporation 4.5%	0.00	13	13,456,114	2054-08-01
Federal Home Loan Mortgage Corporation 3.5%	0.00	13	12,855,530	2021-04-01
Federal Home Loan Mortgage Corporation 4.5%	0.00	13	12,763,338	2019-05-01
Federal Home Loan Mortgage Corporation 4.5%	0.00	13	12,493,008	2025-06-01
Federal Home Loan Mortgage Corporation 5.5%	0.00	13	12,133,999	2037-05-01
Federal Home Loan Mortgage Corporation 6%	0.00	13	12,747,123	2020-12-01
Federal Home Loan Mortgage Corporation 6%	0.00	13	11,801,676	2028-11-01
Federal Home Loan Mortgage Corporation 6%	0.00	13	11,893,580	2029-06-01
Federal Home Loan Mortgage Corporation 6.5%	0.00	13	11,681,003	2028-12-01
Federal Home Loan Mortgage Corporation 6.5%	0.00	13	11,680,267	2028-05-01
Federal Home Loan Mortgage Corporation 7%	0.00	13	11,665,627	2029-05-01
Federal Home Loan Mortgage Corporation 7%	0.00	13	11,856,416	2030-02-01
Federal Home Loan Mortgage Corporation 8%	0.00	13	12,007,887	2027-08-01
Federal National Mortgage Association 5%	0.00	13	12,169,889	2033-07-01
Federal National Mortgage Association 5.5%	0.00	13	12,111,646	2029-02-01
Federal National Mortgage Association 5.5%	0.00	13	12,013,620	2032-01-01
Federal National Mortgage Association 5.5%	0.00	13	11,969,594	2033-06-01
Federal National Mortgage Association 5.5%	0.00	13	12,002,275	2037-06-01
Federal National Mortgage Association 5.5%	0.00	13	12,064,840	2033-07-01
Federal National Mortgage Association 5.5%	0.00	13	12,110,508	2034-07-01
Federal National Mortgage Association 5.5%	0.00	13	12,109,808	2034-07-01
Federal National Mortgage Association 5.5%	0.00	13	11,980,436	2035-05-01

# Target Date Fund 2020

**Total Stocks**  
6752

**Total Bonds**  
10626

**Total Cash**  
415

## Bond Portfolio Analysis as of 09-30-18

Security Name	Net Assets %	Market Value \$	Amount \$	Maturity Date
Federal National Mortgage Association 6%	0.00	13	11,761,101	2036-09-01
Federal National Mortgage Association 6%	0.00	13	11,771,169	2036-10-01
Federal National Mortgage Association 6%	0.00	13	11,857,249	2035-10-01
Federal National Mortgage Association 6%	0.00	13	12,730,074	2021-08-01
Federal National Mortgage Association 6.5%	0.00	13	11,785,370	2028-12-01
Federal National Mortgage Association 6.5%	0.00	13	11,786,674	2029-08-01
Federal National Mortgage Association 6.5%	0.00	13	11,786,488	2030-10-01
Federal National Mortgage Association 6.5%	0.00	13	11,786,867	2031-09-01
Federal National Mortgage Association 6.5%	0.00	13	11,787,194	2031-10-01
Federal National Mortgage Association 6.5%	0.00	13	11,786,278	2032-10-01
Federal National Mortgage Association 6.5%	0.00	13	11,784,946	2032-08-01
Federal National Mortgage Association 6.5%	0.00	13	11,787,047	2033-06-01
Federal National Mortgage Association 7%	0.00	13	11,683,178	2029-02-01
Federal National Mortgage Association 7%	0.00	13	12,221,399	2027-10-01
Federal National Mortgage Association 7%	0.00	13	12,259,437	2028-06-01
Federal National Mortgage Association 7%	0.00	13	12,000,597	2030-09-01
Government National Mortgage Association 5.5%	0.00	13	11,927,169	2039-03-15
Government National Mortgage Association 6%	0.00	13	11,831,114	2033-11-20
Government National Mortgage Association 6%	0.00	13	11,959,786	2029-02-15
Government National Mortgage Association 6%	0.00	13	11,836,410	2032-02-15
Government National Mortgage Association 6%	0.00	13	11,960,487	2036-02-15
Government National Mortgage Association 6%	0.00	13	11,959,806	2036-08-15
Government National Mortgage Association 6.5%	0.00	13	11,618,850	2038-12-15
Hershey Co (The) 3.38%	0.00	13	14,678,796	2046-08-15
Northern States Power Company 5.25%	0.00	13	11,606,975	2035-07-15
QVC, Inc. 5.95%	0.00	13	14,253,004	2043-03-15
Transcontinental Gas Pipe Line Company, LLC 4.45%	0.00	13	13,521,650	2042-08-01
UNIVERSITY TEX PERM UNIV FD 5.26%	0.00	13	10,806,729	2039-07-01
Albemarle Corp 5.45%	0.00	12	12,378,509	2044-12-01
Enterprise Products Operating LP 5.7%	0.00	12	11,423,036	2042-02-15
Federal Home Loan Mortgage Corporation 3%	0.00	12	13,017,167	2025-12-01
Federal Home Loan Mortgage Corporation 3%	0.00	12	13,105,605	2021-11-01
Federal Home Loan Mortgage Corporation 3.5%	0.00	12	12,855,393	2027-08-01
Federal Home Loan Mortgage Corporation 3.5%	0.00	12	12,855,211	2021-03-01
Federal Home Loan Mortgage Corporation 5%	0.00	12	12,220,683	2033-10-01
Federal Home Loan Mortgage Corporation 5.5%	0.00	12	12,128,377	2036-08-01
Federal Home Loan Mortgage Corporation 5.5%	0.00	12	12,648,713	2022-11-01
Federal Home Loan Mortgage Corporation 5.5%	0.00	12	12,129,205	2035-05-01
Federal Home Loan Mortgage Corporation 6%	0.00	12	11,892,948	2028-12-01
Federal Home Loan Mortgage Corporation 6%	0.00	12	11,892,769	2032-06-01
Federal Home Loan Mortgage Corporation 7.5%	0.00	12	12,724,633	2024-08-01
Federal National Mortgage Association 4%	0.00	12	12,655,808	2026-12-01
Federal National Mortgage Association 4.5%	0.00	12	12,461,957	2033-09-01
Federal National Mortgage Association 4.5%	0.00	12	12,454,712	2036-01-01
Federal National Mortgage Association 4.5%	0.00	12	12,476,480	2031-11-01
Federal National Mortgage Association 5%	0.00	12	12,542,598	2020-09-01
Federal National Mortgage Association 5.5%	0.00	12	12,084,900	2033-08-01
Federal National Mortgage Association 5.5%	0.00	12	12,037,532	2038-08-01
Federal National Mortgage Association 6%	0.00	12	11,970,384	2029-04-01
Federal National Mortgage Association 6%	0.00	12	11,759,302	2031-06-01
Federal National Mortgage Association 6%	0.00	12	11,767,000	2036-04-01
Federal National Mortgage Association 6%	0.00	12	11,738,171	2037-08-01
Federal National Mortgage Association 6.5%	0.00	12	11,786,249	2028-04-01
Federal National Mortgage Association 6.5%	0.00	12	11,785,758	2028-10-01
Federal National Mortgage Association 6.5%	0.00	12	11,787,102	2028-10-01
Federal National Mortgage Association 6.5%	0.00	12	11,786,227	2031-05-01
Federal National Mortgage Association 6.5%	0.00	12	11,786,931	2031-09-01
Federal National Mortgage Association 6.5%	0.00	12	11,785,848	2031-12-01
Federal National Mortgage Association 6.5%	0.00	12	11,785,103	2033-12-01
Federal National Mortgage Association 6.5%	0.00	12	11,784,604	2036-09-01

# Target Date Fund 2020

**Total Stocks**  
6752

**Total Bonds**  
10626

**Total Cash**  
415

## Bond Portfolio Analysis as of 09-30-18

Security Name	Net Assets %	Market Value \$	Amount \$	Maturity Date
Federal National Mortgage Association 7%	0.00	12	12,056,171	2025-09-01
Federal National Mortgage Association 7%	0.00	12	11,629,779	2032-03-01
Federal National Mortgage Association 7%	0.00	12	11,755,873	2032-01-01
Federal National Mortgage Association 7%	0.00	12	12,482,361	2036-10-01
Federal National Mortgage Association 7.5%	0.00	12	11,712,589	2031-05-01
Federal National Mortgage Association 7.5%	0.00	12	11,827,337	2027-06-01
Federal National Mortgage Association 7.5%	0.00	12	12,271,121	2027-11-01
Government National Mortgage Association 6%	0.00	12	11,959,944	2023-12-15
Government National Mortgage Association 6%	0.00	12	11,959,770	2028-10-15
Government National Mortgage Association 6%	0.00	12	11,825,967	2033-04-15
Government National Mortgage Association 6%	0.00	12	11,824,036	2032-10-15
Government National Mortgage Association 6%	0.00	12	11,738,158	2036-01-15
Government National Mortgage Association 6%	0.00	12	11,960,871	2034-08-15
Government National Mortgage Association 6%	0.00	12	11,834,234	2034-10-20
Government National Mortgage Association 6.5%	0.00	12	11,776,688	2034-08-15
Government National Mortgage Association 6.5%	0.00	12	11,418,726	2031-03-20
Lockheed Martin Corporation 5.72%	0.00	12	11,011,712	2040-06-01
Progress Energy, Inc. 6%	0.00	12	10,807,635	2039-12-01
ALAMEDA CORRIDOR TRANSN AUTH CALIF 6.6%	0.00	10	11,046,684	2029-10-01
Emerson Electric Co. 5.25%	0.00	10	11,457,203	2039-11-15
Federal Home Loan Mortgage Corporation 4.5%	0.00	10	12,762,095	2019-05-01
Federal Home Loan Mortgage Corporation 4.5%	0.00	10	12,753,191	2022-08-01
Federal Home Loan Mortgage Corporation 5.5%	0.00	10	12,021,386	2038-03-01
Federal Home Loan Mortgage Corporation 5.5%	0.00	10	12,036,093	2035-06-01
Federal Home Loan Mortgage Corporation 6%	0.00	10	11,689,116	2031-12-01
Federal Home Loan Mortgage Corporation 6%	0.00	10	11,894,617	2032-01-01
Federal Home Loan Mortgage Corporation 6.5%	0.00	10	11,681,887	2031-11-01
Federal Home Loan Mortgage Corporation 6.5%	0.00	10	11,680,788	2028-12-01
Federal Home Loan Mortgage Corporation 6.5%	0.00	10	11,680,230	2029-09-01
Federal Home Loan Mortgage Corporation 6.5%	0.00	10	11,682,060	2021-08-01
Federal Home Loan Mortgage Corporation 6.5%	0.00	10	11,680,510	2023-10-01
Federal Home Loan Mortgage Corporation 6.5%	0.00	10	11,680,720	2026-04-01
Federal Home Loan Mortgage Corporation 7%	0.00	10	11,671,909	2028-08-01
Federal Home Loan Mortgage Corporation 7%	0.00	10	11,556,220	2031-10-01
Federal Home Loan Mortgage Corporation 7.5%	0.00	10	11,472,320	2029-11-01
Federal National Mortgage Association 4.5%	0.00	10	12,450,785	2034-09-01
Federal National Mortgage Association 4.5%	0.00	10	12,758,762	2019-02-01
Federal National Mortgage Association 4.5%	0.00	10	12,759,729	2020-01-01
Federal National Mortgage Association 5%	0.00	10	12,165,557	2036-02-01
Federal National Mortgage Association 5%	0.00	10	12,175,050	2034-06-01
Federal National Mortgage Association 5%	0.00	10	12,308,219	2034-11-01
Federal National Mortgage Association 5.5%	0.00	10	11,998,241	2032-01-01
Federal National Mortgage Association 5.5%	0.00	10	12,000,129	2034-04-01
Federal National Mortgage Association 5.5%	0.00	10	11,899,624	2033-03-01
Federal National Mortgage Association 5.5%	0.00	10	11,983,681	2033-03-01
Federal National Mortgage Association 5.5%	0.00	10	11,985,332	2034-09-01
Federal National Mortgage Association 6%	0.00	10	11,965,709	2032-06-01
Federal National Mortgage Association 6.5%	0.00	10	11,786,352	2032-04-01
Federal National Mortgage Association 6.5%	0.00	10	11,785,778	2033-12-01
Federal National Mortgage Association 6.5%	0.00	10	11,657,198	2036-10-01
Federal National Mortgage Association 6.5%	0.00	10	11,785,196	2036-05-01
Federal National Mortgage Association 7%	0.00	10	11,745,210	2029-09-01
Federal National Mortgage Association 7%	0.00	10	12,346,642	2025-09-01
Federal National Mortgage Association 7%	0.00	10	12,165,489	2031-01-01
Federal National Mortgage Association 7.5%	0.00	10	12,116,125	2027-09-01
Federal National Mortgage Association 7.5%	0.00	10	12,312,614	2028-05-01
Federal National Mortgage Association 8.5%	0.00	10	12,012,402	2025-01-01
Government National Mortgage Association 4.5%	0.00	10	12,493,719	2035-08-15
Government National Mortgage Association 5%	0.00	10	12,163,600	2039-08-15
Government National Mortgage Association 5.5%	0.00	10	12,044,135	2038-08-20

# Target Date Fund 2020

**Total Stocks**  
6752

**Total Bonds**  
10626

**Total Cash**  
415

## Bond Portfolio Analysis as of 09-30-18

Security Name	Net Assets %	Market Value \$	Amount \$	Maturity Date
Government National Mortgage Association 5.5%	0.00	10	12,227,115	2035-04-20
Government National Mortgage Association 5.5%	0.00	10	12,030,972	2038-06-15
Government National Mortgage Association 6%	0.00	10	11,843,457	2028-12-15
Government National Mortgage Association 6%	0.00	10	11,835,868	2029-02-20
Government National Mortgage Association 6%	0.00	10	11,831,825	2036-11-20
Government National Mortgage Association 6.5%	0.00	10	11,482,983	2031-09-20
Government National Mortgage Association 8%	0.00	10	12,890,768	2026-06-15
Government National Mortgage Association 8%	0.00	10	11,756,552	2030-12-15
Commercial Mortgage Trust 2.97%	0.00	9	13,120,117	2046-08-10
Federal Home Loan Mortgage Corporation 5%	0.00	9	12,684,425	2020-02-01
Federal Home Loan Mortgage Corporation 5.5%	0.00	9	11,936,374	2033-03-01
Federal Home Loan Mortgage Corporation 6.5%	0.00	9	11,681,490	2028-06-01
Federal Home Loan Mortgage Corporation 6.5%	0.00	9	11,680,679	2028-09-01
Federal Home Loan Mortgage Corporation 6.5%	0.00	9	11,679,749	2029-03-01
Federal Home Loan Mortgage Corporation 6.5%	0.00	9	11,680,060	2028-07-01
Federal Home Loan Mortgage Corporation 6.5%	0.00	9	11,680,021	2029-07-01
Federal Home Loan Mortgage Corporation 6.5%	0.00	9	11,678,877	2031-03-01
Federal Home Loan Mortgage Corporation 6.5%	0.00	9	11,679,926	2032-03-01
Federal Home Loan Mortgage Corporation 6.5%	0.00	9	11,680,241	2032-05-01
Federal Home Loan Mortgage Corporation 6.5%	0.00	9	11,680,258	2031-07-01
Federal Home Loan Mortgage Corporation 7%	0.00	9	11,790,214	2028-05-01
Federal Home Loan Mortgage Corporation 7%	0.00	9	11,614,129	2030-11-01
Federal Home Loan Mortgage Corporation 7%	0.00	9	12,490,506	2023-06-01
Federal Home Loan Mortgage Corporation 7%	0.00	9	12,903,312	2024-06-01
Federal Home Loan Mortgage Corporation 7.5%	0.00	9	11,588,329	2033-05-01
Federal Home Loan Mortgage Corporation 7.5%	0.00	9	11,908,569	2031-04-01
Federal Home Loan Mortgage Corporation 7.5%	0.00	9	11,998,774	2032-02-01
Federal Home Loan Mortgage Corporation 7.5%	0.00	9	12,799,161	2024-05-01
Federal National Mortgage Association 4.5%	0.00	9	12,460,648	2033-09-01
Federal National Mortgage Association 4.5%	0.00	9	12,408,312	2039-02-01
Federal National Mortgage Association 4.5%	0.00	9	12,415,311	2039-01-01
Federal National Mortgage Association 5%	0.00	9	12,169,504	2033-08-01
Federal National Mortgage Association 5%	0.00	9	12,169,410	2035-11-01
Federal National Mortgage Association 5.5%	0.00	9	12,110,487	2032-01-01
Federal National Mortgage Association 5.5%	0.00	9	12,057,678	2034-04-01
Federal National Mortgage Association 5.5%	0.00	9	12,040,962	2035-01-01
Federal National Mortgage Association 5.5%	0.00	9	12,106,355	2035-08-01
Federal National Mortgage Association 5.5%	0.00	9	11,981,514	2036-01-01
Federal National Mortgage Association 5.5%	0.00	9	12,019,875	2038-01-01
Federal National Mortgage Association 6%	0.00	9	11,969,885	2031-01-01
Federal National Mortgage Association 6%	0.00	9	11,969,387	2038-12-01
Federal National Mortgage Association 6.5%	0.00	9	11,785,425	2024-02-01
Federal National Mortgage Association 6.5%	0.00	9	11,785,838	2024-10-01
Federal National Mortgage Association 6.5%	0.00	9	11,787,050	2029-01-01
Federal National Mortgage Association 6.5%	0.00	9	11,787,149	2031-05-01
Federal National Mortgage Association 6.5%	0.00	9	11,785,041	2023-11-01
Federal National Mortgage Association 6.5%	0.00	9	11,566,730	2037-12-01
Federal National Mortgage Association 7%	0.00	9	11,679,385	2028-01-01
Federal National Mortgage Association 7%	0.00	9	12,597,216	2030-01-01
Federal National Mortgage Association 7%	0.00	9	11,470,292	2029-12-01
Federal National Mortgage Association 7%	0.00	9	12,709,029	2031-03-01
Federal National Mortgage Association 7.5%	0.00	9	11,396,771	2029-09-01
Federal National Mortgage Association 7.5%	0.00	9	11,803,045	2031-05-01
Federal National Mortgage Association 7.5%	0.00	9	12,345,374	2032-10-01
Federal National Mortgage Association 7.5%	0.00	9	12,737,934	2023-07-01
Federal National Mortgage Association 7.5%	0.00	9	12,252,683	2024-06-01
Federal National Mortgage Association 8%	0.00	9	12,097,005	2028-02-01
Federal National Mortgage Association 8%	0.00	9	12,213,222	2030-10-01
Federal National Mortgage Association 9%	0.00	9	12,818,155	2023-03-01
Government National Mortgage Association 4.5%	0.00	9	12,494,818	2034-06-15

# Target Date Fund 2020

**Total Stocks**  
6752

**Total Bonds**  
10626

**Total Cash**  
415

## Bond Portfolio Analysis as of 09-30-18

Security Name	Net Assets %	Market Value \$	Amount \$	Maturity Date
Government National Mortgage Association 5%	0.00	9	12,168,211	2034-11-15
Government National Mortgage Association 5%	0.00	9	12,165,167	2038-07-15
Government National Mortgage Association 6%	0.00	9	11,958,609	2029-04-15
Government National Mortgage Association 6%	0.00	9	11,955,556	2032-02-15
Government National Mortgage Association 6%	0.00	9	11,959,493	2033-08-15
Government National Mortgage Association 6%	0.00	9	11,960,066	2038-12-15
Government National Mortgage Association 8%	0.00	9	12,599,075	2026-08-15
Government National Mortgage Association 8%	0.00	9	11,915,028	2027-11-15
Johnson Controls International Plc 6%	0.00	9	11,359,623	2036-01-15
Pacific Gas and Electric Company 5.4%	0.00	9	12,099,825	2040-01-15
TransCanada Pipelines Limited 5.6%	0.00	9	11,777,318	2034-03-31
Ventas Realty L.P./Ventas Capital Corp. 4.38%	0.00	9	14,220,736	2045-02-01
Canadian Pacific Railway Company 5.75%	0.00	8	11,472,016	2033-03-15
Dominion Energy Inc 6.3%	0.00	8	11,133,505	2033-03-15
Enterprise Products Operating LP 6.65%	0.00	8	10,640,828	2034-10-15
Federal Home Loan Mortgage Corporation 3%	0.00	8	13,052,093	2026-03-01
Federal Home Loan Mortgage Corporation 4.5%	0.00	8	12,763,897	2019-01-01
Federal Home Loan Mortgage Corporation 5%	0.00	8	12,305,793	2036-07-01
Federal Home Loan Mortgage Corporation 5%	0.00	8	12,712,883	2020-02-01
Federal Home Loan Mortgage Corporation 5%	0.00	8	12,572,236	2022-03-01
Federal Home Loan Mortgage Corporation 5.5%	0.00	8	12,804,177	2020-07-01
Federal Home Loan Mortgage Corporation 5.5%	0.00	8	12,130,375	2033-02-01
Federal Home Loan Mortgage Corporation 5.5%	0.00	8	12,661,268	2021-07-01
Federal Home Loan Mortgage Corporation 5.5%	0.00	8	12,699,559	2021-04-01
Federal Home Loan Mortgage Corporation 5.5%	0.00	8	12,027,838	2031-12-01
Federal Home Loan Mortgage Corporation 6%	0.00	8	11,893,744	2023-10-01
Federal Home Loan Mortgage Corporation 6%	0.00	8	11,687,401	2029-06-01
Federal Home Loan Mortgage Corporation 6%	0.00	8	11,687,528	2032-07-01
Federal Home Loan Mortgage Corporation 6%	0.00	8	11,844,209	2028-10-01
Federal Home Loan Mortgage Corporation 6%	0.00	8	11,795,346	2029-04-01
Federal Home Loan Mortgage Corporation 6%	0.00	8	11,687,587	2032-01-01
Federal Home Loan Mortgage Corporation 6.5%	0.00	8	11,679,883	2026-05-01
Federal Home Loan Mortgage Corporation 6.5%	0.00	8	11,680,166	2028-04-01
Federal Home Loan Mortgage Corporation 6.5%	0.00	8	11,562,122	2032-01-01
Federal Home Loan Mortgage Corporation 6.5%	0.00	8	11,678,717	2029-04-01
Federal Home Loan Mortgage Corporation 6.5%	0.00	8	11,681,501	2029-06-01
Federal Home Loan Mortgage Corporation 6.5%	0.00	8	11,678,384	2037-12-01
Federal Home Loan Mortgage Corporation 7%	0.00	8	11,731,906	2028-07-01
Federal Home Loan Mortgage Corporation 7%	0.00	8	11,642,925	2030-12-01
Federal Home Loan Mortgage Corporation 7%	0.00	8	12,516,265	2029-06-01
Federal Home Loan Mortgage Corporation 7%	0.00	8	12,763,445	2023-09-01
Federal Home Loan Mortgage Corporation 7.5%	0.00	8	11,612,837	2027-09-01
Federal Home Loan Mortgage Corporation 8%	0.00	8	11,563,708	2027-06-01
Federal National Mortgage Association 4.5%	0.00	8	12,759,190	2020-11-01
Federal National Mortgage Association 5.5%	0.00	8	12,720,153	2024-06-01
Federal National Mortgage Association 5.5%	0.00	8	11,993,754	2033-01-01
Federal National Mortgage Association 5.5%	0.00	8	11,972,039	2034-04-01
Federal National Mortgage Association 5.5%	0.00	8	11,976,300	2037-02-01
Federal National Mortgage Association 6%	0.00	8	11,968,876	2023-09-01
Federal National Mortgage Association 6%	0.00	8	11,968,693	2028-12-01
Federal National Mortgage Association 6%	0.00	8	11,963,604	2031-04-01
Federal National Mortgage Association 6%	0.00	8	11,903,069	2032-01-01
Federal National Mortgage Association 6%	0.00	8	12,758,902	2021-09-01
Federal National Mortgage Association 6.5%	0.00	8	11,786,195	2027-11-01
Federal National Mortgage Association 6.5%	0.00	8	11,784,730	2032-05-01
Federal National Mortgage Association 6.5%	0.00	8	11,787,798	2027-12-01
Federal National Mortgage Association 6.5%	0.00	8	11,785,873	2029-06-01
Federal National Mortgage Association 6.5%	0.00	8	11,785,804	2029-08-01
Federal National Mortgage Association 6.5%	0.00	8	11,785,971	2031-12-01
Federal National Mortgage Association 6.5%	0.00	8	11,786,723	2032-03-01

# Target Date Fund 2020

**Total Stocks**  
6752

**Total Bonds**  
10626

**Total Cash**  
415

## Bond Portfolio Analysis as of 09-30-18

Security Name	Net Assets %	Market Value \$	Amount \$	Maturity Date
Federal National Mortgage Association 6.5%	0.00	8	11,785,372	2032-10-01
Federal National Mortgage Association 6.5%	0.00	8	11,786,883	2029-08-01
Federal National Mortgage Association 6.5%	0.00	8	11,787,561	2022-01-01
Federal National Mortgage Association 6.5%	0.00	8	11,739,263	2036-03-01
Federal National Mortgage Association 7%	0.00	8	11,373,289	2031-04-01
Federal National Mortgage Association 7%	0.00	8	11,500,950	2032-03-01
Federal National Mortgage Association 7%	0.00	8	12,856,870	2028-03-01
Federal National Mortgage Association 7%	0.00	8	12,498,561	2029-08-01
Federal National Mortgage Association 7%	0.00	8	11,719,647	2031-06-01
Federal National Mortgage Association 7%	0.00	8	11,721,933	2038-03-01
Federal National Mortgage Association 7%	0.00	8	12,208,908	2027-04-01
Federal National Mortgage Association 7%	0.00	8	12,088,421	2024-01-01
Federal National Mortgage Association 7.5%	0.00	8	11,699,090	2031-07-01
Federal National Mortgage Association 7.5%	0.00	8	11,838,825	2029-11-01
Federal National Mortgage Association 7.5%	0.00	8	12,190,511	2026-09-01
Federal National Mortgage Association 7.5%	0.00	8	12,735,146	2030-01-01
Federal National Mortgage Association 8%	0.00	8	11,648,900	2030-12-01
Government National Mortgage Association 4.5%	0.00	8	12,470,383	2034-01-15
Government National Mortgage Association 6%	0.00	8	11,958,077	2032-04-15
Government National Mortgage Association 6%	0.00	8	11,740,384	2032-01-20
Government National Mortgage Association 6%	0.00	8	11,848,624	2032-10-20
Government National Mortgage Association 6.5%	0.00	8	11,775,841	2037-01-15
Government National Mortgage Association 6.5%	0.00	8	11,928,260	2026-04-20
Government National Mortgage Association 6.5%	0.00	8	11,693,182	2028-10-20
Government National Mortgage Association 6.5%	0.00	8	11,442,383	2032-05-20
Government National Mortgage Association 7.5%	0.00	8	11,888,929	2028-02-20
Government National Mortgage Association 8%	0.00	8	11,667,230	2029-12-15
Government National Mortgage Association 8%	0.00	8	11,713,302	2027-06-20
Northern States Power Company 6.2%	0.00	8	10,271,630	2037-07-01
Public Service Electric and Gas Company 5.38%	0.00	8	11,285,075	2039-11-01
Southwestern Public Service Company 6%	0.00	8	11,057,002	2036-10-01
The Hartford Financial Services Group, Inc. 6.1%	0.00	8	11,016,924	2041-10-01
United Parcel Service, Inc. 4.88%	0.00	8	11,980,670	2040-11-15
Wisconsin Electric Power Company 5.62%	0.00	8	11,341,220	2033-05-15
Dover Corporation 5.38%	0.00	6	11,750,439	2035-10-15
E. I. Du Pont de Nemours and Company 4.9%	0.00	6	12,546,728	2041-01-15
Federal Home Loan Mortgage Corporation 4.5%	0.00	6	12,761,537	2019-05-01
Federal Home Loan Mortgage Corporation 4.5%	0.00	6	12,761,934	2019-06-01
Federal Home Loan Mortgage Corporation 5%	0.00	6	12,295,518	2035-09-01
Federal Home Loan Mortgage Corporation 5%	0.00	6	12,305,725	2034-05-01
Federal Home Loan Mortgage Corporation 5.5%	0.00	6	12,861,053	2019-09-01
Federal Home Loan Mortgage Corporation 5.5%	0.00	6	12,787,876	2020-10-01
Federal Home Loan Mortgage Corporation 6%	0.00	6	11,612,267	2034-09-01
Federal Home Loan Mortgage Corporation 6%	0.00	6	11,892,029	2029-01-01
Federal Home Loan Mortgage Corporation 6%	0.00	6	11,893,236	2032-10-01
Federal Home Loan Mortgage Corporation 6.5%	0.00	6	11,681,052	2036-10-01
Federal Home Loan Mortgage Corporation 6.5%	0.00	6	11,627,736	2036-08-01
Federal Home Loan Mortgage Corporation 6.5%	0.00	6	11,680,635	2032-01-01
Federal Home Loan Mortgage Corporation 6.5%	0.00	6	11,679,451	2024-02-01
Federal Home Loan Mortgage Corporation 6.5%	0.00	6	12,219,028	2022-05-01
Federal Home Loan Mortgage Corporation 7%	0.00	6	11,925,241	2038-10-01
Federal Home Loan Mortgage Corporation 7%	0.00	6	11,806,926	2028-04-01
Federal Home Loan Mortgage Corporation 7%	0.00	6	11,707,422	2028-11-01
Federal Home Loan Mortgage Corporation 7%	0.00	6	12,457,418	2030-03-01
Federal Home Loan Mortgage Corporation 7%	0.00	6	12,512,288	2031-02-01
Federal Home Loan Mortgage Corporation 7%	0.00	6	12,463,609	2031-06-01
Federal Home Loan Mortgage Corporation 7%	0.00	6	12,525,105	2032-04-01
Federal Home Loan Mortgage Corporation 7%	0.00	6	12,901,790	2024-08-01
Federal Home Loan Mortgage Corporation 7%	0.00	6	12,562,750	2026-03-01
Federal Home Loan Mortgage Corporation 7%	0.00	6	12,234,698	2028-01-01



# Target Date Fund 2020

**Total Stocks**  
6752

**Total Bonds**  
10626

**Total Cash**  
415

## Bond Portfolio Analysis as of 09-30-18

Security Name	Net Assets %	Market Value \$	Amount \$	Maturity Date
Federal Home Loan Mortgage Corporation 7.5%	0.00	6	11,562,089	2029-10-01
Federal Home Loan Mortgage Corporation 7.5%	0.00	6	11,823,405	2032-09-01
Federal Home Loan Mortgage Corporation 8%	0.00	6	11,771,741	2027-08-01
Federal Home Loan Mortgage Corporation 8.5%	0.00	6	11,932,398	2026-07-01
Federal National Mortgage Association 5%	0.00	6	12,217,300	2036-10-01
Federal National Mortgage Association 5%	0.00	6	12,543,348	2019-03-01
Federal National Mortgage Association 5%	0.00	6	12,171,532	2033-07-01
Federal National Mortgage Association 5%	0.00	6	12,182,344	2036-06-01
Federal National Mortgage Association 5.5%	0.00	6	12,775,555	2021-05-01
Federal National Mortgage Association 6%	0.00	6	11,967,225	2029-01-01
Federal National Mortgage Association 6%	0.00	6	11,776,044	2029-04-01
Federal National Mortgage Association 6%	0.00	6	11,970,855	2037-01-01
Federal National Mortgage Association 6%	0.00	6	12,743,847	2021-06-01
Federal National Mortgage Association 6%	0.00	6	11,747,425	2037-02-01
Federal National Mortgage Association 6.5%	0.00	6	11,696,163	2031-10-01
Federal National Mortgage Association 6.5%	0.00	6	11,684,888	2032-10-01
Federal National Mortgage Association 6.5%	0.00	6	11,787,786	2024-04-01
Federal National Mortgage Association 6.5%	0.00	6	11,786,911	2024-05-01
Federal National Mortgage Association 6.5%	0.00	6	11,786,593	2026-01-01
Federal National Mortgage Association 6.5%	0.00	6	11,765,630	2029-03-01
Federal National Mortgage Association 6.5%	0.00	6	11,787,764	2027-10-01
Federal National Mortgage Association 6.5%	0.00	6	11,786,359	2028-11-01
Federal National Mortgage Association 6.5%	0.00	6	11,635,767	2031-12-01
Federal National Mortgage Association 6.5%	0.00	6	11,785,532	2031-05-01
Federal National Mortgage Association 6.5%	0.00	6	11,786,314	2031-12-01
Federal National Mortgage Association 6.5%	0.00	6	11,785,426	2032-10-01
Federal National Mortgage Association 6.5%	0.00	6	11,787,971	2021-09-01
Federal National Mortgage Association 7%	0.00	6	11,635,467	2028-10-01
Federal National Mortgage Association 7%	0.00	6	12,915,549	2027-07-01
Federal National Mortgage Association 7%	0.00	6	11,619,584	2029-12-01
Federal National Mortgage Association 7%	0.00	6	12,657,092	2030-06-01
Federal National Mortgage Association 7%	0.00	6	12,731,973	2031-02-01
Federal National Mortgage Association 7%	0.00	6	12,134,376	2032-01-01
Federal National Mortgage Association 7%	0.00	6	12,328,180	2032-07-01
Federal National Mortgage Association 7%	0.00	6	12,045,845	2024-03-01
Federal National Mortgage Association 7.5%	0.00	6	11,918,200	2027-08-01
Federal National Mortgage Association 7.5%	0.00	6	12,424,287	2030-02-01
Federal National Mortgage Association 8%	0.00	6	12,904,026	2025-08-01
Federal National Mortgage Association 8%	0.00	6	11,691,375	2029-01-01
Federal National Mortgage Association 8%	0.00	6	12,900,410	2029-12-01
Federal National Mortgage Association 8.5%	0.00	6	11,108,656	2030-04-01
Government National Mortgage Association 4.5%	0.00	6	12,496,161	2033-07-15
Government National Mortgage Association 6%	0.00	6	11,959,835	2024-01-15
Government National Mortgage Association 6%	0.00	6	11,884,720	2037-11-20
Government National Mortgage Association 6%	0.00	6	11,959,635	2028-09-15
Government National Mortgage Association 6%	0.00	6	11,960,308	2028-11-15
Government National Mortgage Association 6%	0.00	6	11,961,247	2028-07-15
Government National Mortgage Association 6%	0.00	6	11,831,043	2029-01-15
Government National Mortgage Association 6%	0.00	6	11,924,753	2032-01-15
Government National Mortgage Association 6%	0.00	6	11,959,949	2036-08-15
Government National Mortgage Association 6%	0.00	6	11,959,321	2038-12-15
Government National Mortgage Association 6%	0.00	6	11,856,594	2031-03-20
Government National Mortgage Association 6.5%	0.00	6	11,780,005	2033-01-15
Government National Mortgage Association 6.5%	0.00	6	11,778,268	2033-09-15
Government National Mortgage Association 6.5%	0.00	6	11,668,256	2029-03-20
Government National Mortgage Association 6.5%	0.00	6	11,600,882	2039-01-20
Government National Mortgage Association 7.5%	0.00	6	11,990,388	2026-02-20
Government National Mortgage Association 8%	0.00	6	11,946,976	2030-11-15
Government National Mortgage Association 8%	0.00	6	12,036,058	2026-07-15
Government National Mortgage Association 8%	0.00	6	12,819,098	2030-12-15

# Target Date Fund 2020

**Total Stocks**  
6752

**Total Bonds**  
10626

**Total Cash**  
415

## Bond Portfolio Analysis as of 09-30-18

Security Name	Net Assets %	Market Value \$	Amount \$	Maturity Date
Government National Mortgage Association 8%	0.00	6	11,884,617	2026-06-20
Government National Mortgage Association 8%	0.00	6	10,840,700	2030-08-20
Government National Mortgage Association 9%	0.00	6	12,785,091	2021-06-15
Government National Mortgage Association 9.5%	0.00	6	12,562,182	2024-12-15
Johnson & Johnson 4.95%	0.00	6	11,457,091	2033-05-15
Leland Stanford Junior University 3.46%	0.00	6	13,717,504	2047-05-01
Petro-Canada 5.35%	0.00	6	11,961,335	2033-07-15
TEXAS ST 4.63%	0.00	6	12,083,389	2033-04-01
Veolia Environnement S.A. 6.75%	0.00	6	10,979,239	2038-06-01
Wells Fargo & Company 6.55%	0.00	6	10,923,618	2035-10-15
Wisconsin Electric Power Company 4.25%	0.00	6	13,116,770	2044-06-01
Corning Incorporated 7.25%	0.00	5	11,233,001	2036-08-15
Federal Home Loan Mortgage Corporation 4.5%	0.00	5	12,467,711	2034-05-01
Federal Home Loan Mortgage Corporation 4.5%	0.00	5	12,461,662	2035-10-01
Federal Home Loan Mortgage Corporation 5%	0.00	5	12,852,802	2019-01-01
Federal Home Loan Mortgage Corporation 5%	0.00	5	12,716,256	2019-12-01
Federal Home Loan Mortgage Corporation 5%	0.00	5	12,849,685	2020-02-01
Federal Home Loan Mortgage Corporation 5%	0.00	5	12,668,151	2021-01-01
Federal Home Loan Mortgage Corporation 5.5%	0.00	5	12,131,847	2035-07-01
Federal Home Loan Mortgage Corporation 6%	0.00	5	11,895,575	2028-12-01
Federal Home Loan Mortgage Corporation 6%	0.00	5	11,884,811	2024-01-01
Federal Home Loan Mortgage Corporation 6%	0.00	5	11,891,885	2026-03-01
Federal Home Loan Mortgage Corporation 6.5%	0.00	5	11,677,451	2027-09-01
Federal Home Loan Mortgage Corporation 6.5%	0.00	5	11,679,970	2028-12-01
Federal Home Loan Mortgage Corporation 6.5%	0.00	5	11,679,137	2029-04-01
Federal Home Loan Mortgage Corporation 6.5%	0.00	5	11,680,203	2023-11-01
Federal Home Loan Mortgage Corporation 6.5%	0.00	5	11,679,055	2029-07-01
Federal Home Loan Mortgage Corporation 7%	0.00	5	11,602,504	2028-09-01
Federal Home Loan Mortgage Corporation 7%	0.00	5	12,903,311	2024-05-01
Federal Home Loan Mortgage Corporation 7%	0.00	5	12,830,387	2028-03-01
Federal Home Loan Mortgage Corporation 7%	0.00	5	11,716,084	2027-11-01
Federal Home Loan Mortgage Corporation 7%	0.00	5	11,560,397	2032-12-01
Federal Home Loan Mortgage Corporation 7.5%	0.00	5	11,772,468	2025-11-01
Federal Home Loan Mortgage Corporation 7.5%	0.00	5	11,850,155	2028-03-01
Federal Home Loan Mortgage Corporation 7.5%	0.00	5	12,164,959	2028-04-01
Federal Home Loan Mortgage Corporation 7.5%	0.00	5	11,928,500	2031-07-01
Federal Home Loan Mortgage Corporation 7.5%	0.00	5	12,895,968	2024-08-01
Federal Home Loan Mortgage Corporation 7.5%	0.00	5	12,866,768	2025-07-01
Federal Home Loan Mortgage Corporation 7.5%	0.00	5	11,534,278	2028-04-01
Federal Home Loan Mortgage Corporation 7.5%	0.00	5	11,819,756	2029-10-01
Federal Home Loan Mortgage Corporation 8%	0.00	5	12,892,617	2022-09-01
Federal Home Loan Mortgage Corporation 8%	0.00	5	12,718,473	2024-09-01
Federal Home Loan Mortgage Corporation 8%	0.00	5	12,261,284	2026-01-01
Federal Home Loan Mortgage Corporation 8%	0.00	5	12,341,309	2026-09-01
Federal National Mortgage Association 4.5%	0.00	5	12,755,313	2020-12-01
Federal National Mortgage Association 5%	0.00	5	12,178,109	2034-04-01
Federal National Mortgage Association 5%	0.00	5	12,543,331	2020-05-01
Federal National Mortgage Association 5%	0.00	5	12,310,866	2033-09-01
Federal National Mortgage Association 5%	0.00	5	12,167,752	2034-05-01
Federal National Mortgage Association 5%	0.00	5	12,302,817	2037-12-01
Federal National Mortgage Association 5.5%	0.00	5	12,087,474	2036-12-01
Federal National Mortgage Association 5.5%	0.00	5	12,057,598	2033-06-01
Federal National Mortgage Association 6%	0.00	5	11,970,588	2023-10-01
Federal National Mortgage Association 6%	0.00	5	11,969,776	2023-10-01
Federal National Mortgage Association 6%	0.00	5	11,734,999	2032-05-01
Federal National Mortgage Association 6%	0.00	5	11,970,953	2023-12-01
Federal National Mortgage Association 6%	0.00	5	11,972,113	2024-04-01
Federal National Mortgage Association 6%	0.00	5	11,969,360	2024-12-01
Federal National Mortgage Association 6%	0.00	5	11,749,903	2028-12-01
Federal National Mortgage Association 6%	0.00	5	11,964,443	2032-09-01

# Target Date Fund 2020

**Total Stocks**  
6752

**Total Bonds**  
10626

**Total Cash**  
415

## Bond Portfolio Analysis as of 09-30-18

Security Name	Net Assets %	Market Value \$	Amount \$	Maturity Date
Federal National Mortgage Association 6%	0.00	5	11,883,466	2032-08-01
Federal National Mortgage Association 6%	0.00	5	12,709,151	2021-07-01
Federal National Mortgage Association 6.5%	0.00	5	11,765,478	2029-08-01
Federal National Mortgage Association 6.5%	0.00	5	11,786,348	2021-10-01
Federal National Mortgage Association 6.5%	0.00	5	11,788,793	2026-05-01
Federal National Mortgage Association 6.5%	0.00	5	11,786,716	2027-02-01
Federal National Mortgage Association 6.5%	0.00	5	11,786,663	2027-03-01
Federal National Mortgage Association 6.5%	0.00	5	11,788,124	2028-09-01
Federal National Mortgage Association 6.5%	0.00	5	11,783,919	2028-10-01
Federal National Mortgage Association 6.5%	0.00	5	11,785,496	2029-01-01
Federal National Mortgage Association 6.5%	0.00	5	11,753,613	2032-07-01
Federal National Mortgage Association 6.5%	0.00	5	11,785,212	2032-09-01
Federal National Mortgage Association 6.5%	0.00	5	11,787,928	2026-03-01
Federal National Mortgage Association 6.5%	0.00	5	11,787,511	2023-12-01
Federal National Mortgage Association 6.5%	0.00	5	11,600,266	2034-05-01
Federal National Mortgage Association 6.5%	0.00	5	11,786,430	2033-11-01
Federal National Mortgage Association 6.5%	0.00	5	11,785,520	2036-01-01
Federal National Mortgage Association 6.5%	0.00	5	11,783,982	2036-06-01
Federal National Mortgage Association 7%	0.00	5	11,948,101	2026-01-01
Federal National Mortgage Association 7%	0.00	5	12,657,539	2024-06-01
Federal National Mortgage Association 7%	0.00	5	12,768,911	2024-08-01
Federal National Mortgage Association 7%	0.00	5	12,367,358	2025-11-01
Federal National Mortgage Association 7%	0.00	5	12,646,019	2030-02-01
Federal National Mortgage Association 7%	0.00	5	11,380,801	2032-03-01
Federal National Mortgage Association 7%	0.00	5	12,653,088	2031-02-01
Federal National Mortgage Association 7%	0.00	5	12,025,614	2031-01-01
Federal National Mortgage Association 7%	0.00	5	12,457,684	2031-09-01
Federal National Mortgage Association 7%	0.00	5	11,857,229	2032-03-01
Federal National Mortgage Association 7%	0.00	5	11,462,772	2032-08-01
Federal National Mortgage Association 7%	0.00	5	11,258,103	2038-11-01
Federal National Mortgage Association 7%	0.00	5	12,835,454	2026-10-01
Federal National Mortgage Association 7.5%	0.00	5	11,317,025	2029-10-01
Federal National Mortgage Association 7.5%	0.00	5	12,442,140	2022-12-01
Federal National Mortgage Association 7.5%	0.00	5	12,020,470	2029-09-01
Federal National Mortgage Association 7.5%	0.00	5	12,778,794	2029-09-01
Federal National Mortgage Association 7.5%	0.00	5	11,818,336	2031-01-01
Federal National Mortgage Association 8%	0.00	5	11,026,998	2030-10-01
Federal National Mortgage Association 8%	0.00	5	12,510,217	2028-07-01
Federal National Mortgage Association 8%	0.00	5	12,445,539	2030-06-01
Federal National Mortgage Association 8%	0.00	5	11,927,347	2030-06-01
Federal National Mortgage Association 8%	0.00	5	11,973,376	2026-01-01
Government National Mortgage Association 10%	0.00	5	12,879,345	2021-01-15
Government National Mortgage Association 5%	0.00	5	12,122,443	2033-06-20
Government National Mortgage Association 5%	0.00	5	12,012,625	2033-08-20
Government National Mortgage Association 6%	0.00	5	11,958,065	2023-12-15
Government National Mortgage Association 6%	0.00	5	11,960,614	2028-12-15
Government National Mortgage Association 6%	0.00	5	11,951,989	2029-04-15
Government National Mortgage Association 6%	0.00	5	11,849,712	2033-01-15
Government National Mortgage Association 6%	0.00	5	11,959,784	2032-01-15
Government National Mortgage Association 6%	0.00	5	11,823,774	2032-07-15
Government National Mortgage Association 6.5%	0.00	5	11,778,619	2039-01-15
Government National Mortgage Association 6.5%	0.00	5	11,488,700	2031-07-20
Government National Mortgage Association 7.5%	0.00	5	11,494,877	2027-10-20
Government National Mortgage Association 8%	0.00	5	12,889,962	2026-02-15
Government National Mortgage Association 8%	0.00	5	12,532,890	2025-07-15
Government National Mortgage Association 8%	0.00	5	11,884,042	2026-08-15
Government National Mortgage Association 8%	0.00	5	11,826,763	2030-04-15
Government National Mortgage Association 8%	0.00	5	11,928,233	2030-06-15
Government National Mortgage Association 8.5%	0.00	5	12,883,655	2025-02-15
Government National Mortgage Association 9%	0.00	5	12,885,352	2020-03-15

# Target Date Fund 2020

**Total Stocks**  
6752

**Total Bonds**  
10626

**Total Cash**  
415

## Bond Portfolio Analysis as of 09-30-18

Security Name	Net Assets %	Market Value \$	Amount \$	Maturity Date
San Diego Gas & Electric Company 6.12%	0.00	5	10,758,019	2037-09-15
Syngenta Finance N.V. 4.38%	0.00	5	16,737,202	2042-03-28
Arch Capital Group Ltd. 7.35%	0.00	4	10,125,133	2034-05-01
Conagra Brands Inc 8.25%	0.00	4	10,103,199	2030-09-15
Federal Home Loan Mortgage Corporation 4.5%	0.00	4	12,762,389	2019-02-01
Federal Home Loan Mortgage Corporation 5%	0.00	4	12,178,636	2033-09-01
Federal Home Loan Mortgage Corporation 5%	0.00	4	12,850,988	2019-04-01
Federal Home Loan Mortgage Corporation 5.5%	0.00	4	12,132,675	2031-12-01
Federal Home Loan Mortgage Corporation 6%	0.00	4	11,891,182	2036-10-01
Federal Home Loan Mortgage Corporation 6%	0.00	4	11,674,425	2033-02-01
Federal Home Loan Mortgage Corporation 6%	0.00	4	11,892,159	2031-01-01
Federal Home Loan Mortgage Corporation 6%	0.00	4	11,893,522	2028-10-01
Federal Home Loan Mortgage Corporation 6%	0.00	4	11,797,272	2029-01-01
Federal Home Loan Mortgage Corporation 6%	0.00	4	11,724,065	2032-02-01
Federal Home Loan Mortgage Corporation 6%	0.00	4	11,892,130	2032-05-01
Federal Home Loan Mortgage Corporation 6%	0.00	4	11,893,494	2033-03-01
Federal Home Loan Mortgage Corporation 6.5%	0.00	4	11,676,622	2026-03-01
Federal Home Loan Mortgage Corporation 6.5%	0.00	4	11,680,645	2026-03-01
Federal Home Loan Mortgage Corporation 6.5%	0.00	4	11,679,137	2024-01-01
Federal Home Loan Mortgage Corporation 6.5%	0.00	4	11,681,296	2027-01-01
Federal Home Loan Mortgage Corporation 6.5%	0.00	4	11,680,510	2028-01-01
Federal Home Loan Mortgage Corporation 6.5%	0.00	4	11,680,241	2029-11-01
Federal Home Loan Mortgage Corporation 6.5%	0.00	4	11,677,361	2029-04-01
Federal Home Loan Mortgage Corporation 6.5%	0.00	4	11,677,781	2029-05-01
Federal Home Loan Mortgage Corporation 6.5%	0.00	4	11,682,903	2029-05-01
Federal Home Loan Mortgage Corporation 6.5%	0.00	4	11,679,461	2029-06-01
Federal Home Loan Mortgage Corporation 6.5%	0.00	4	12,723,545	2021-06-01
Federal Home Loan Mortgage Corporation 6.5%	0.00	4	11,677,901	2024-02-01
Federal Home Loan Mortgage Corporation 6.5%	0.00	4	11,679,318	2026-05-01
Federal Home Loan Mortgage Corporation 7%	0.00	4	12,070,721	2027-03-01
Federal Home Loan Mortgage Corporation 7%	0.00	4	11,756,615	2028-03-01
Federal Home Loan Mortgage Corporation 7%	0.00	4	12,148,932	2024-03-01
Federal Home Loan Mortgage Corporation 7%	0.00	4	11,671,121	2029-07-01
Federal Home Loan Mortgage Corporation 7%	0.00	4	12,124,486	2025-09-01
Federal Home Loan Mortgage Corporation 7%	0.00	4	11,876,086	2026-05-01
Federal Home Loan Mortgage Corporation 7%	0.00	4	12,902,789	2023-12-01
Federal Home Loan Mortgage Corporation 7%	0.00	4	12,704,917	2026-05-01
Federal Home Loan Mortgage Corporation 7%	0.00	4	11,565,532	2031-10-01
Federal Home Loan Mortgage Corporation 7.5%	0.00	4	12,896,985	2031-01-01
Federal Home Loan Mortgage Corporation 7.5%	0.00	4	11,876,835	2026-08-01
Federal Home Loan Mortgage Corporation 7.5%	0.00	4	11,605,554	2027-06-01
Federal Home Loan Mortgage Corporation 7.5%	0.00	4	11,666,605	2030-05-01
Federal Home Loan Mortgage Corporation 7.5%	0.00	4	11,428,477	2030-09-01
Federal Home Loan Mortgage Corporation 7.5%	0.00	4	11,415,066	2030-10-01
Federal Home Loan Mortgage Corporation 7.5%	0.00	4	12,169,046	2031-05-01
Federal Home Loan Mortgage Corporation 7.5%	0.00	4	11,904,258	2032-01-01
Federal Home Loan Mortgage Corporation 7.5%	0.00	4	12,334,253	2024-05-01
Federal Home Loan Mortgage Corporation 7.5%	0.00	4	12,413,597	2027-01-01
Federal Home Loan Mortgage Corporation 7.5%	0.00	4	11,836,266	2031-02-01
Federal Home Loan Mortgage Corporation 8%	0.00	4	12,893,579	2030-02-01
Federal Home Loan Mortgage Corporation 8%	0.00	4	11,570,754	2026-10-01
Federal Home Loan Mortgage Corporation 8%	0.00	4	12,316,664	2022-04-01
Federal Home Loan Mortgage Corporation 8%	0.00	4	11,318,502	2030-09-01
Federal Home Loan Mortgage Corporation 9%	0.00	4	12,886,769	2024-12-01
Federal National Mortgage Association 4%	0.00	4	12,660,977	2021-05-01
Federal National Mortgage Association 4.5%	0.00	4	12,762,436	2020-07-01
Federal National Mortgage Association 5%	0.00	4	12,539,625	2019-02-01
Federal National Mortgage Association 5.5%	0.00	4	12,000,682	2033-06-01
Federal National Mortgage Association 5.5%	0.00	4	12,109,435	2033-09-01
Federal National Mortgage Association 5.5%	0.00	4	12,868,896	2019-09-01

# Target Date Fund 2020

**Total Stocks**  
6752

**Total Bonds**  
10626

**Total Cash**  
415

## Bond Portfolio Analysis as of 09-30-18

Security Name	Net Assets %	Market Value \$	Amount \$	Maturity Date
Federal National Mortgage Association 5.5%	0.00	4	12,109,799	2034-04-01
Federal National Mortgage Association 5.5%	0.00	4	12,112,520	2034-08-01
Federal National Mortgage Association 5.5%	0.00	4	12,112,967	2036-06-01
Federal National Mortgage Association 5.5%	0.00	4	12,039,488	2037-12-01
Federal National Mortgage Association 5.5%	0.00	4	12,111,385	2038-08-01
Federal National Mortgage Association 6%	0.00	4	11,966,544	2023-10-01
Federal National Mortgage Association 6%	0.00	4	11,968,403	2026-05-01
Federal National Mortgage Association 6%	0.00	4	11,744,870	2028-12-01
Federal National Mortgage Association 6%	0.00	4	11,764,611	2028-09-01
Federal National Mortgage Association 6%	0.00	4	11,968,904	2028-12-01
Federal National Mortgage Association 6%	0.00	4	11,972,072	2029-01-01
Federal National Mortgage Association 6%	0.00	4	11,971,157	2029-04-01
Federal National Mortgage Association 6%	0.00	4	11,734,016	2032-11-01
Federal National Mortgage Association 6%	0.00	4	11,969,424	2031-03-01
Federal National Mortgage Association 6%	0.00	4	11,961,394	2031-06-01
Federal National Mortgage Association 6%	0.00	4	11,961,683	2032-05-01
Federal National Mortgage Association 6%	0.00	4	11,746,907	2033-02-01
Federal National Mortgage Association 6%	0.00	4	11,968,096	2028-08-01
Federal National Mortgage Association 6%	0.00	4	11,738,402	2034-11-01
Federal National Mortgage Association 6%	0.00	4	12,751,971	2021-04-01
Federal National Mortgage Association 6.5%	0.00	4	11,784,102	2029-04-01
Federal National Mortgage Association 6.5%	0.00	4	11,786,520	2025-09-01
Federal National Mortgage Association 6.5%	0.00	4	11,788,617	2028-08-01
Federal National Mortgage Association 6.5%	0.00	4	11,786,880	2028-10-01
Federal National Mortgage Association 6.5%	0.00	4	11,783,549	2028-10-01
Federal National Mortgage Association 6.5%	0.00	4	11,783,913	2029-03-01
Federal National Mortgage Association 6.5%	0.00	4	11,784,542	2029-03-01
Federal National Mortgage Association 6.5%	0.00	4	11,784,384	2029-06-01
Federal National Mortgage Association 6.5%	0.00	4	11,784,454	2029-07-01
Federal National Mortgage Association 6.5%	0.00	4	11,786,840	2024-02-01
Federal National Mortgage Association 6.5%	0.00	4	11,786,631	2031-09-01
Federal National Mortgage Association 6.5%	0.00	4	11,786,890	2031-12-01
Federal National Mortgage Association 6.5%	0.00	4	11,785,633	2032-03-01
Federal National Mortgage Association 6.5%	0.00	4	11,787,276	2032-04-01
Federal National Mortgage Association 6.5%	0.00	4	11,786,367	2028-02-01
Federal National Mortgage Association 6.5%	0.00	4	11,788,041	2024-04-01
Federal National Mortgage Association 6.5%	0.00	4	11,784,312	2023-09-01
Federal National Mortgage Association 6.5%	0.00	4	11,788,775	2036-04-01
Federal National Mortgage Association 7%	0.00	4	12,753,930	2023-08-01
Federal National Mortgage Association 7%	0.00	4	11,571,068	2029-02-01
Federal National Mortgage Association 7%	0.00	4	12,767,769	2025-07-01
Federal National Mortgage Association 7%	0.00	4	12,856,754	2025-11-01
Federal National Mortgage Association 7%	0.00	4	12,911,764	2026-01-01
Federal National Mortgage Association 7%	0.00	4	12,800,666	2027-07-01
Federal National Mortgage Association 7%	0.00	4	12,201,598	2028-06-01
Federal National Mortgage Association 7%	0.00	4	11,484,294	2029-12-01
Federal National Mortgage Association 7%	0.00	4	11,435,797	2032-02-01
Federal National Mortgage Association 7%	0.00	4	11,503,488	2032-06-01
Federal National Mortgage Association 7%	0.00	4	11,901,342	2031-09-01
Federal National Mortgage Association 7%	0.00	4	12,696,278	2024-07-01
Federal National Mortgage Association 7%	0.00	4	12,338,181	2029-07-01
Federal National Mortgage Association 7.5%	0.00	4	11,615,972	2027-11-01
Federal National Mortgage Association 7.5%	0.00	4	12,870,625	2027-12-01
Federal National Mortgage Association 7.5%	0.00	4	11,923,384	2031-01-01
Federal National Mortgage Association 7.5%	0.00	4	11,244,040	2031-06-01
Federal National Mortgage Association 7.5%	0.00	4	12,661,668	2031-01-01
Federal National Mortgage Association 7.5%	0.00	4	12,534,455	2031-08-01
Federal National Mortgage Association 8%	0.00	4	12,177,063	2025-05-01
Federal National Mortgage Association 8%	0.00	4	11,940,342	2027-10-01
Federal National Mortgage Association 8%	0.00	4	12,905,025	2026-12-01

# Target Date Fund 2020

**Total Stocks**  
6752

**Total Bonds**  
10626

**Total Cash**  
415

## Bond Portfolio Analysis as of 09-30-18

Security Name	Net Assets %	Market Value \$	Amount \$	Maturity Date
Federal National Mortgage Association 8.5%	0.00	4	11,740,322	2026-10-01
Federal National Mortgage Association 9%	0.00	4	12,717,644	2024-12-01
Government National Mortgage Association 6%	0.00	4	11,960,116	2023-11-15
Government National Mortgage Association 6%	0.00	4	11,957,145	2028-10-15
Government National Mortgage Association 6%	0.00	4	11,810,280	2029-03-15
Government National Mortgage Association 6%	0.00	4	11,958,498	2032-01-15
Government National Mortgage Association 6%	0.00	4	11,945,554	2032-07-15
Government National Mortgage Association 6.5%	0.00	4	11,657,848	2029-07-20
Government National Mortgage Association 6.5%	0.00	4	11,429,778	2031-05-20
Government National Mortgage Association 7.5%	0.00	4	11,471,858	2027-08-20
Government National Mortgage Association 8%	0.00	4	12,891,478	2023-09-15
Government National Mortgage Association 8%	0.00	4	12,894,199	2023-08-15
Government National Mortgage Association 8%	0.00	4	12,569,391	2025-06-15
Government National Mortgage Association 8%	0.00	4	12,550,259	2026-01-15
Government National Mortgage Association 8%	0.00	4	12,573,999	2027-01-15
Government National Mortgage Association 8%	0.00	4	12,502,892	2030-05-15
Government National Mortgage Association 8%	0.00	4	11,961,776	2027-03-20
Government National Mortgage Association 8.5%	0.00	4	12,346,093	2028-10-15
Government National Mortgage Association 9%	0.00	4	12,794,030	2020-11-15
Government National Mortgage Association 9%	0.00	4	12,882,736	2025-04-15
Government National Mortgage Association 9.5%	0.00	4	12,287,409	2021-10-20
Government National Mortgage Association 9.5%	0.00	4	12,666,299	2025-01-15
MetLife Inc. 10.75%	0.00	4	8,420,473	2069-08-01
Midamerican Energy Company 6.75%	0.00	4	10,185,944	2031-12-30
PacifiCorp 7.7%	0.00	4	9,570,633	2031-11-15
Puget Sound Energy Inc. 6.72%	0.00	4	10,086,811	2036-06-15
XTO Energy Inc. 6.75%	0.00	4	9,847,219	2037-08-01
Federal Home Loan Mortgage Corporation 5%	0.00	3	12,251,823	2038-04-01
Federal Home Loan Mortgage Corporation 5%	0.00	3	12,309,672	2022-12-01
Federal Home Loan Mortgage Corporation 5%	0.00	3	12,739,109	2021-05-01
Federal Home Loan Mortgage Corporation 5%	0.00	3	12,746,627	2021-10-01
Federal Home Loan Mortgage Corporation 5%	0.00	3	12,703,180	2019-10-01
Federal Home Loan Mortgage Corporation 5%	0.00	3	12,218,913	2034-05-01
Federal Home Loan Mortgage Corporation 5.5%	0.00	3	11,918,813	2032-10-01
Federal Home Loan Mortgage Corporation 6%	0.00	3	11,692,857	2029-04-01
Federal Home Loan Mortgage Corporation 6%	0.00	3	12,555,213	2023-03-01
Federal Home Loan Mortgage Corporation 6%	0.00	3	11,688,259	2028-12-01
Federal Home Loan Mortgage Corporation 6%	0.00	3	11,898,105	2029-05-01
Federal Home Loan Mortgage Corporation 6%	0.00	3	11,682,007	2031-08-01
Federal Home Loan Mortgage Corporation 6%	0.00	3	11,891,041	2028-09-01
Federal Home Loan Mortgage Corporation 6%	0.00	3	11,896,426	2029-01-01
Federal Home Loan Mortgage Corporation 6%	0.00	3	11,895,239	2029-07-01
Federal Home Loan Mortgage Corporation 6%	0.00	3	11,891,402	2029-07-01
Federal Home Loan Mortgage Corporation 6%	0.00	3	11,893,303	2029-08-01
Federal Home Loan Mortgage Corporation 6%	0.00	3	11,690,086	2032-02-01
Federal Home Loan Mortgage Corporation 6%	0.00	3	11,895,410	2024-04-01
Federal Home Loan Mortgage Corporation 6%	0.00	3	11,890,430	2026-06-01
Federal Home Loan Mortgage Corporation 6.5%	0.00	3	11,683,278	2034-06-01
Federal Home Loan Mortgage Corporation 6.5%	0.00	3	12,789,189	2023-02-01
Federal Home Loan Mortgage Corporation 6.5%	0.00	3	11,677,296	2027-12-01
Federal Home Loan Mortgage Corporation 6.5%	0.00	3	11,682,314	2032-02-01
Federal Home Loan Mortgage Corporation 6.5%	0.00	3	11,676,824	2028-09-01
Federal Home Loan Mortgage Corporation 6.5%	0.00	3	11,679,318	2029-04-01
Federal Home Loan Mortgage Corporation 6.5%	0.00	3	11,681,997	2029-05-01
Federal Home Loan Mortgage Corporation 6.5%	0.00	3	11,677,416	2029-06-01
Federal Home Loan Mortgage Corporation 6.5%	0.00	3	11,682,960	2029-06-01
Federal Home Loan Mortgage Corporation 6.5%	0.00	3	11,681,287	2032-08-01
Federal Home Loan Mortgage Corporation 6.5%	0.00	3	11,680,111	2024-01-01
Federal Home Loan Mortgage Corporation 6.5%	0.00	3	11,682,251	2024-04-01
Federal Home Loan Mortgage Corporation 6.5%	0.00	3	12,237,226	2021-05-01

# Target Date Fund 2020

**Total Stocks**  
6752

**Total Bonds**  
10626

**Total Cash**  
415

## Bond Portfolio Analysis as of 09-30-18

Security Name	Net Assets %	Market Value \$	Amount \$	Maturity Date
Federal Home Loan Mortgage Corporation 6.5%	0.00	3	12,314,380	2022-06-01
Federal Home Loan Mortgage Corporation 7%	0.00	3	11,944,279	2025-12-01
Federal Home Loan Mortgage Corporation 7%	0.00	3	11,754,380	2028-02-01
Federal Home Loan Mortgage Corporation 7%	0.00	3	11,483,156	2031-09-01
Federal Home Loan Mortgage Corporation 7%	0.00	3	12,423,015	2029-11-01
Federal Home Loan Mortgage Corporation 7%	0.00	3	12,420,388	2026-01-01
Federal Home Loan Mortgage Corporation 7%	0.00	3	12,565,491	2031-05-01
Federal Home Loan Mortgage Corporation 7%	0.00	3	12,371,157	2032-03-01
Federal Home Loan Mortgage Corporation 7%	0.00	3	12,284,574	2026-09-01
Federal Home Loan Mortgage Corporation 7%	0.00	3	11,879,784	2026-12-01
Federal Home Loan Mortgage Corporation 7%	0.00	3	12,486,669	2026-02-01
Federal Home Loan Mortgage Corporation 7%	0.00	3	12,415,170	2026-05-01
Federal Home Loan Mortgage Corporation 7%	0.00	3	11,547,407	2032-07-01
Federal Home Loan Mortgage Corporation 7.5%	0.00	3	12,903,230	2028-10-01
Federal Home Loan Mortgage Corporation 7.5%	0.00	3	12,608,920	2031-09-01
Federal Home Loan Mortgage Corporation 7.5%	0.00	3	12,743,676	2032-12-01
Federal Home Loan Mortgage Corporation 7.5%	0.00	3	12,861,176	2021-10-01
Federal Home Loan Mortgage Corporation 7.5%	0.00	3	11,678,044	2027-02-01
Federal Home Loan Mortgage Corporation 7.5%	0.00	3	12,032,370	2028-08-01
Federal Home Loan Mortgage Corporation 7.5%	0.00	3	11,511,806	2029-12-01
Federal Home Loan Mortgage Corporation 7.5%	0.00	3	11,434,432	2030-02-01
Federal Home Loan Mortgage Corporation 7.5%	0.00	3	12,078,744	2030-04-01
Federal Home Loan Mortgage Corporation 7.5%	0.00	3	11,670,112	2031-01-01
Federal Home Loan Mortgage Corporation 7.5%	0.00	3	12,343,450	2029-08-01
Federal Home Loan Mortgage Corporation 7.5%	0.00	3	12,499,414	2030-04-01
Federal Home Loan Mortgage Corporation 7.5%	0.00	3	12,424,943	2030-12-01
Federal Home Loan Mortgage Corporation 7.5%	0.00	3	11,472,948	2031-06-01
Federal Home Loan Mortgage Corporation 7.5%	0.00	3	12,894,974	2027-12-01
Federal Home Loan Mortgage Corporation 7.5%	0.00	3	12,177,909	2024-05-01
Federal Home Loan Mortgage Corporation 7.5%	0.00	3	11,964,698	2026-09-01
Federal Home Loan Mortgage Corporation 7.5%	0.00	3	12,898,741	2023-01-01
Federal Home Loan Mortgage Corporation 7.5%	0.00	3	12,896,717	2024-05-01
Federal Home Loan Mortgage Corporation 8%	0.00	3	11,387,406	2031-02-01
Federal Home Loan Mortgage Corporation 8%	0.00	3	12,133,771	2026-11-01
Federal Home Loan Mortgage Corporation 8.5%	0.00	3	12,236,642	2030-06-01
Federal Home Loan Mortgage Corporation 8.5%	0.00	3	12,884,510	2025-05-01
Federal National Mortgage Association 4%	0.00	3	12,655,606	2019-06-01
Federal National Mortgage Association 4.5%	0.00	3	12,758,835	2019-06-01
Federal National Mortgage Association 4.5%	0.00	3	12,761,963	2019-03-01
Federal National Mortgage Association 5%	0.00	3	12,285,458	2033-02-01
Federal National Mortgage Association 5%	0.00	3	12,171,485	2033-07-01
Federal National Mortgage Association 5%	0.00	3	12,174,973	2033-09-01
Federal National Mortgage Association 5%	0.00	3	12,214,534	2034-05-01
Federal National Mortgage Association 5.5%	0.00	3	12,106,379	2031-03-01
Federal National Mortgage Association 5.5%	0.00	3	12,112,207	2032-10-01
Federal National Mortgage Association 5.5%	0.00	3	12,671,149	2022-06-01
Federal National Mortgage Association 5.5%	0.00	3	12,049,964	2037-02-01
Federal National Mortgage Association 5.5%	0.00	3	11,991,774	2033-08-01
Federal National Mortgage Association 5.5%	0.00	3	12,921,598	2019-01-01
Federal National Mortgage Association 5.5%	0.00	3	12,079,902	2035-09-01
Federal National Mortgage Association 5.5%	0.00	3	12,738,937	2021-04-01
Federal National Mortgage Association 5.5%	0.00	3	11,966,445	2036-05-01
Federal National Mortgage Association 5.5%	0.00	3	11,995,597	2036-11-01
Federal National Mortgage Association 5.5%	0.00	3	12,892,052	2022-01-01
Federal National Mortgage Association 6%	0.00	3	11,734,099	2032-01-01
Federal National Mortgage Association 6%	0.00	3	11,752,884	2032-07-01
Federal National Mortgage Association 6%	0.00	3	11,971,904	2024-01-01
Federal National Mortgage Association 6%	0.00	3	11,972,712	2026-01-01
Federal National Mortgage Association 6%	0.00	3	11,976,493	2028-11-01
Federal National Mortgage Association 6%	0.00	3	11,964,129	2028-11-01

# Target Date Fund 2020

**Total Stocks**  
6752

**Total Bonds**  
10626

**Total Cash**  
415

## Bond Portfolio Analysis as of 09-30-18

Security Name	Net Assets %	Market Value \$	Amount \$	Maturity Date
Federal National Mortgage Association 6%	0.00	3	11,967,081	2029-01-01
Federal National Mortgage Association 6%	0.00	3	11,826,547	2029-01-01
Federal National Mortgage Association 6%	0.00	3	11,964,726	2029-02-01
Federal National Mortgage Association 6%	0.00	3	11,739,632	2031-11-01
Federal National Mortgage Association 6%	0.00	3	11,863,029	2032-01-01
Federal National Mortgage Association 6%	0.00	3	11,743,561	2032-08-01
Federal National Mortgage Association 6%	0.00	3	11,970,868	2032-04-01
Federal National Mortgage Association 6%	0.00	3	12,726,715	2021-07-01
Federal National Mortgage Association 6%	0.00	3	12,713,941	2021-04-01
Federal National Mortgage Association 6%	0.00	3	12,887,661	2021-07-01
Federal National Mortgage Association 6.5%	0.00	3	11,782,357	2024-06-01
Federal National Mortgage Association 6.5%	0.00	3	11,781,651	2024-05-01
Federal National Mortgage Association 6.5%	0.00	3	11,784,049	2024-04-01
Federal National Mortgage Association 6.5%	0.00	3	11,787,999	2028-03-01
Federal National Mortgage Association 6.5%	0.00	3	11,782,555	2028-07-01
Federal National Mortgage Association 6.5%	0.00	3	11,778,608	2029-06-01
Federal National Mortgage Association 6.5%	0.00	3	11,661,726	2032-01-01
Federal National Mortgage Association 6.5%	0.00	3	11,787,310	2024-05-01
Federal National Mortgage Association 6.5%	0.00	3	11,782,448	2026-02-01
Federal National Mortgage Association 6.5%	0.00	3	11,784,574	2026-04-01
Federal National Mortgage Association 6.5%	0.00	3	11,781,713	2026-05-01
Federal National Mortgage Association 6.5%	0.00	3	11,789,713	2028-09-01
Federal National Mortgage Association 6.5%	0.00	3	11,785,953	2028-11-01
Federal National Mortgage Association 6.5%	0.00	3	11,784,686	2028-10-01
Federal National Mortgage Association 6.5%	0.00	3	11,787,454	2028-11-01
Federal National Mortgage Association 6.5%	0.00	3	11,784,263	2028-11-01
Federal National Mortgage Association 6.5%	0.00	3	11,786,531	2029-03-01
Federal National Mortgage Association 6.5%	0.00	3	11,787,019	2029-09-01
Federal National Mortgage Association 6.5%	0.00	3	11,662,164	2032-08-01
Federal National Mortgage Association 6.5%	0.00	3	11,789,344	2032-08-01
Federal National Mortgage Association 6.5%	0.00	3	11,789,359	2031-05-01
Federal National Mortgage Association 6.5%	0.00	3	11,789,851	2031-06-01
Federal National Mortgage Association 6.5%	0.00	3	11,791,572	2031-12-01
Federal National Mortgage Association 6.5%	0.00	3	11,785,911	2031-09-01
Federal National Mortgage Association 6.5%	0.00	3	11,789,578	2031-11-01
Federal National Mortgage Association 6.5%	0.00	3	11,791,605	2031-12-01
Federal National Mortgage Association 6.5%	0.00	3	11,782,913	2032-04-01
Federal National Mortgage Association 6.5%	0.00	3	11,786,678	2036-07-01
Federal National Mortgage Association 6.5%	0.00	3	11,783,163	2023-09-01
Federal National Mortgage Association 6.5%	0.00	3	11,786,840	2022-03-01
Federal National Mortgage Association 6.5%	0.00	3	11,784,891	2028-08-01
Federal National Mortgage Association 6.5%	0.00	3	11,723,006	2032-06-01
Federal National Mortgage Association 7%	0.00	3	11,649,888	2031-09-01
Federal National Mortgage Association 7%	0.00	3	12,895,065	2025-12-01
Federal National Mortgage Association 7%	0.00	3	12,859,654	2025-03-01
Federal National Mortgage Association 7%	0.00	3	12,802,573	2028-06-01
Federal National Mortgage Association 7%	0.00	3	12,763,697	2028-06-01
Federal National Mortgage Association 7%	0.00	3	12,467,027	2024-12-01
Federal National Mortgage Association 7%	0.00	3	12,921,598	2028-09-01
Federal National Mortgage Association 7%	0.00	3	12,913,920	2029-09-01
Federal National Mortgage Association 7%	0.00	3	12,573,541	2029-11-01
Federal National Mortgage Association 7%	0.00	3	11,856,997	2029-12-01
Federal National Mortgage Association 7%	0.00	3	11,361,352	2031-08-01
Federal National Mortgage Association 7%	0.00	3	12,041,241	2032-05-01
Federal National Mortgage Association 7%	0.00	3	11,460,446	2032-07-01
Federal National Mortgage Association 7%	0.00	3	11,914,987	2030-12-01
Federal National Mortgage Association 7%	0.00	3	12,019,868	2031-09-01
Federal National Mortgage Association 7%	0.00	3	12,743,841	2031-06-01
Federal National Mortgage Association 7%	0.00	3	12,574,091	2031-06-01
Federal National Mortgage Association 7%	0.00	3	11,998,627	2031-12-01



# Target Date Fund 2020

**Total Stocks**  
6752

**Total Bonds**  
10626

**Total Cash**  
415

## Bond Portfolio Analysis as of 09-30-18

Security Name	Net Assets %	Market Value \$	Amount \$	Maturity Date
Federal National Mortgage Association 7%	0.00	3	12,842,677	2031-10-01
Federal National Mortgage Association 7%	0.00	3	12,213,143	2032-04-01
Federal National Mortgage Association 7%	0.00	3	11,699,156	2028-01-01
Federal National Mortgage Association 7.5%	0.00	3	12,326,421	2023-09-01
Federal National Mortgage Association 7.5%	0.00	3	11,306,398	2030-01-01
Federal National Mortgage Association 7.5%	0.00	3	12,113,196	2028-07-01
Federal National Mortgage Association 7.5%	0.00	3	11,791,279	2028-12-01
Federal National Mortgage Association 7.5%	0.00	3	11,479,612	2029-07-01
Federal National Mortgage Association 7.5%	0.00	3	12,902,979	2026-11-01
Federal National Mortgage Association 7.5%	0.00	3	12,908,263	2027-10-01
Federal National Mortgage Association 7.5%	0.00	3	12,223,617	2028-02-01
Federal National Mortgage Association 7.5%	0.00	3	12,839,416	2028-05-01
Federal National Mortgage Association 7.5%	0.00	3	12,645,960	2029-08-01
Federal National Mortgage Association 7.5%	0.00	3	12,902,526	2029-09-01
Federal National Mortgage Association 7.5%	0.00	3	11,768,219	2029-12-01
Federal National Mortgage Association 7.5%	0.00	3	12,627,109	2030-12-01
Federal National Mortgage Association 7.5%	0.00	3	12,277,920	2023-08-01
Federal National Mortgage Association 7.5%	0.00	3	12,292,610	2029-08-01
Federal National Mortgage Association 8%	0.00	3	11,508,298	2029-09-01
Federal National Mortgage Association 8%	0.00	3	11,674,833	2029-11-01
Federal National Mortgage Association 8%	0.00	3	12,581,921	2026-06-01
Federal National Mortgage Association 8%	0.00	3	12,571,840	2026-12-01
Federal National Mortgage Association 8%	0.00	3	12,808,975	2027-08-01
Federal National Mortgage Association 8%	0.00	3	11,639,429	2030-09-01
Federal National Mortgage Association 8%	0.00	3	11,633,372	2031-05-01
Federal National Mortgage Association 8%	0.00	3	11,167,852	2032-04-01
Federal National Mortgage Association 8.5%	0.00	3	12,801,769	2023-02-01
Federal National Mortgage Association 8.5%	0.00	3	12,045,786	2026-11-01
Federal National Mortgage Association 8.5%	0.00	3	12,895,994	2026-08-01
Federal National Mortgage Association 8.5%	0.00	3	12,260,834	2023-11-01
Federal National Mortgage Association 8.5%	0.00	3	12,893,750	2030-06-01
Federal National Mortgage Association 9%	0.00	3	12,891,301	2025-04-01
Government National Mortgage Association 5%	0.00	3	12,394,389	2036-03-15
Government National Mortgage Association 5%	0.00	3	12,398,535	2036-05-15
Government National Mortgage Association 5%	0.00	3	12,395,812	2036-03-15
Government National Mortgage Association 5%	0.00	3	12,164,966	2038-02-20
Government National Mortgage Association 5.5%	0.00	3	12,054,161	2033-11-15
Government National Mortgage Association 6%	0.00	3	11,955,927	2024-01-15
Government National Mortgage Association 6%	0.00	3	11,960,226	2024-04-15
Government National Mortgage Association 6%	0.00	3	11,956,632	2028-10-15
Government National Mortgage Association 6%	0.00	3	11,964,168	2028-12-15
Government National Mortgage Association 6%	0.00	3	11,958,541	2032-04-15
Government National Mortgage Association 6%	0.00	3	11,951,277	2038-11-15
Government National Mortgage Association 6%	0.00	3	11,851,986	2028-12-15
Government National Mortgage Association 6%	0.00	3	11,831,141	2032-08-15
Government National Mortgage Association 6%	0.00	3	11,824,998	2029-01-20
Government National Mortgage Association 6.5%	0.00	3	12,414,514	2026-06-20
Government National Mortgage Association 6.5%	0.00	3	11,725,154	2028-06-20
Government National Mortgage Association 7.5%	0.00	3	11,576,282	2026-06-20
Government National Mortgage Association 7.5%	0.00	3	11,178,078	2030-03-20
Government National Mortgage Association 7.5%	0.00	3	11,024,407	2030-09-20
Government National Mortgage Association 8%	0.00	3	11,729,840	2029-09-15
Government National Mortgage Association 8%	0.00	3	12,771,038	2022-10-15
Government National Mortgage Association 8%	0.00	3	12,893,152	2024-05-15
Government National Mortgage Association 8%	0.00	3	12,884,889	2024-06-15
Government National Mortgage Association 8%	0.00	3	12,807,248	2026-12-15
Government National Mortgage Association 8%	0.00	3	12,782,843	2027-03-15
Government National Mortgage Association 8%	0.00	3	12,032,848	2027-04-15
Government National Mortgage Association 8%	0.00	3	12,664,196	2030-05-15
Government National Mortgage Association 8%	0.00	3	11,770,947	2029-12-15

# Target Date Fund 2020

**Total Stocks**  
6752

**Total Bonds**  
10626

**Total Cash**  
415

## Bond Portfolio Analysis as of 09-30-18

Security Name	Net Assets %	Market Value \$	Amount \$	Maturity Date
Government National Mortgage Association 8%	0.00	3	12,631,112	2030-08-15
Government National Mortgage Association 8%	0.00	3	12,816,116	2030-07-15
Government National Mortgage Association 8%	0.00	3	11,799,437	2025-08-15
Government National Mortgage Association 8%	0.00	3	11,976,115	2025-08-20
Government National Mortgage Association 8%	0.00	3	11,381,942	2026-09-20
Government National Mortgage Association 8%	0.00	3	11,063,121	2030-05-20
Government National Mortgage Association 8%	0.00	3	10,942,360	2030-06-20
Government National Mortgage Association 8.5%	0.00	3	12,893,426	2019-11-15
Government National Mortgage Association 8.5%	0.00	3	12,785,938	2023-05-15
Government National Mortgage Association 8.5%	0.00	3	12,801,440	2024-08-15
Government National Mortgage Association 9%	0.00	3	12,879,781	2025-03-15
Government National Mortgage Association 9%	0.00	3	12,881,155	2025-07-15
Government National Mortgage Association 9%	0.00	3	12,882,082	2027-06-15
McDonald's Corporation 5.7%	0.00	3	11,522,444	2039-02-01
Tampa Electric Company 6.55%	0.00	3	10,715,811	2036-05-15
Unum Group 5.75%	0.00	3	12,326,103	2042-08-15
Federal Home Loan Mortgage Corporation 4%	0.00	1	12,658,964	2019-01-01
Federal Home Loan Mortgage Corporation 4%	0.00	1	12,661,273	2019-01-01
Federal Home Loan Mortgage Corporation 4.5%	0.00	1	12,459,501	2034-03-01
Federal Home Loan Mortgage Corporation 4.5%	0.00	1	12,743,778	2021-09-01
Federal Home Loan Mortgage Corporation 4.5%	0.00	1	12,774,203	2023-05-01
Federal Home Loan Mortgage Corporation 4.5%	0.00	1	12,739,237	2020-09-01
Federal Home Loan Mortgage Corporation 4.5%	0.00	1	12,767,464	2020-09-01
Federal Home Loan Mortgage Corporation 4.5%	0.00	1	12,754,868	2019-05-01
Federal Home Loan Mortgage Corporation 5%	0.00	1	12,218,801	2033-11-01
Federal Home Loan Mortgage Corporation 5%	0.00	1	12,210,783	2034-05-01
Federal Home Loan Mortgage Corporation 5%	0.00	1	12,769,579	2019-01-01
Federal Home Loan Mortgage Corporation 5%	0.00	1	12,797,881	2022-02-01
Federal Home Loan Mortgage Corporation 5%	0.00	1	12,704,063	2020-04-01
Federal Home Loan Mortgage Corporation 5%	0.00	1	12,307,864	2023-04-01
Federal Home Loan Mortgage Corporation 5.5%	0.00	1	12,869,579	2019-07-01
Federal Home Loan Mortgage Corporation 5.5%	0.00	1	12,899,223	2019-06-01
Federal Home Loan Mortgage Corporation 5.5%	0.00	1	12,760,748	2020-11-01
Federal Home Loan Mortgage Corporation 6%	0.00	1	11,695,349	2028-07-01
Federal Home Loan Mortgage Corporation 6%	0.00	1	12,725,392	2021-10-01
Federal Home Loan Mortgage Corporation 6%	0.00	1	11,890,416	2029-02-01
Federal Home Loan Mortgage Corporation 6%	0.00	1	11,902,883	2029-03-01
Federal Home Loan Mortgage Corporation 6%	0.00	1	11,686,770	2029-07-01
Federal Home Loan Mortgage Corporation 6%	0.00	1	11,889,997	2028-12-01
Federal Home Loan Mortgage Corporation 6%	0.00	1	11,901,472	2029-06-01
Federal Home Loan Mortgage Corporation 6%	0.00	1	11,885,568	2029-06-01
Federal Home Loan Mortgage Corporation 6%	0.00	1	11,887,870	2031-03-01
Federal Home Loan Mortgage Corporation 6%	0.00	1	11,892,681	2024-01-01
Federal Home Loan Mortgage Corporation 6.5%	0.00	1	11,679,137	2024-02-01
Federal Home Loan Mortgage Corporation 6.5%	0.00	1	11,693,512	2024-06-01
Federal Home Loan Mortgage Corporation 6.5%	0.00	1	11,675,142	2029-07-01
Federal Home Loan Mortgage Corporation 6.5%	0.00	1	11,683,601	2029-09-01
Federal Home Loan Mortgage Corporation 6.5%	0.00	1	11,689,605	2029-01-01
Federal Home Loan Mortgage Corporation 6.5%	0.00	1	11,684,424	2029-02-01
Federal Home Loan Mortgage Corporation 6.5%	0.00	1	11,679,447	2029-04-01
Federal Home Loan Mortgage Corporation 6.5%	0.00	1	11,687,822	2029-04-01
Federal Home Loan Mortgage Corporation 6.5%	0.00	1	11,680,021	2029-04-01
Federal Home Loan Mortgage Corporation 6.5%	0.00	1	11,682,723	2029-05-01
Federal Home Loan Mortgage Corporation 6.5%	0.00	1	11,676,660	2029-06-01
Federal Home Loan Mortgage Corporation 6.5%	0.00	1	11,679,596	2029-06-01
Federal Home Loan Mortgage Corporation 6.5%	0.00	1	11,684,930	2029-06-01
Federal Home Loan Mortgage Corporation 6.5%	0.00	1	11,687,153	2029-07-01
Federal Home Loan Mortgage Corporation 6.5%	0.00	1	11,678,686	2029-06-01
Federal Home Loan Mortgage Corporation 6.5%	0.00	1	11,680,445	2029-07-01
Federal Home Loan Mortgage Corporation 6.5%	0.00	1	11,676,143	2029-09-01

# Target Date Fund 2020

**Total Stocks**  
6752

**Total Bonds**  
10626

**Total Cash**  
415

## Bond Portfolio Analysis as of 09-30-18

Security Name	Net Assets %	Market Value \$	Amount \$	Maturity Date
Federal Home Loan Mortgage Corporation 6.5%	0.00	1	11,678,151	2031-08-01
Federal Home Loan Mortgage Corporation 6.5%	0.00	1	11,684,961	2032-06-01
Federal Home Loan Mortgage Corporation 6.5%	0.00	1	11,671,804	2032-07-01
Federal Home Loan Mortgage Corporation 6.5%	0.00	1	11,684,835	2026-04-01
Federal Home Loan Mortgage Corporation 6.5%	0.00	1	11,669,505	2026-05-01
Federal Home Loan Mortgage Corporation 6.5%	0.00	1	11,686,067	2019-04-01
Federal Home Loan Mortgage Corporation 6.5%	0.00	1	12,220,766	2022-03-01
Federal Home Loan Mortgage Corporation 6.5%	0.00	1	11,673,186	2023-11-01
Federal Home Loan Mortgage Corporation 6.5%	0.00	1	11,681,965	2023-11-01
Federal Home Loan Mortgage Corporation 6.5%	0.00	1	11,696,274	2023-12-01
Federal Home Loan Mortgage Corporation 6.5%	0.00	1	11,674,777	2024-01-01
Federal Home Loan Mortgage Corporation 6.5%	0.00	1	11,671,881	2024-02-01
Federal Home Loan Mortgage Corporation 6.5%	0.00	1	11,683,030	2024-02-01
Federal Home Loan Mortgage Corporation 6.5%	0.00	1	11,678,243	2026-03-01
Federal Home Loan Mortgage Corporation 6.5%	0.00	1	11,675,353	2026-04-01
Federal Home Loan Mortgage Corporation 6.5%	0.00	1	11,686,613	2027-01-01
Federal Home Loan Mortgage Corporation 6.5%	0.00	1	12,884,144	2019-07-01
Federal Home Loan Mortgage Corporation 6.5%	0.00	1	11,674,340	2030-07-01
Federal Home Loan Mortgage Corporation 6.5%	0.00	1	12,479,414	2021-11-01
Federal Home Loan Mortgage Corporation 7%	0.00	1	12,239,402	2023-06-01
Federal Home Loan Mortgage Corporation 7%	0.00	1	12,126,073	2024-04-01
Federal Home Loan Mortgage Corporation 7%	0.00	1	12,154,772	2024-02-01
Federal Home Loan Mortgage Corporation 7%	0.00	1	12,324,067	2024-05-01
Federal Home Loan Mortgage Corporation 7%	0.00	1	12,395,837	2025-07-01
Federal Home Loan Mortgage Corporation 7%	0.00	1	11,884,608	2027-02-01
Federal Home Loan Mortgage Corporation 7%	0.00	1	11,655,929	2029-02-01
Federal Home Loan Mortgage Corporation 7%	0.00	1	11,946,383	2029-08-01
Federal Home Loan Mortgage Corporation 7%	0.00	1	11,591,434	2031-08-01
Federal Home Loan Mortgage Corporation 7%	0.00	1	11,623,206	2031-11-01
Federal Home Loan Mortgage Corporation 7%	0.00	1	12,734,630	2029-10-01
Federal Home Loan Mortgage Corporation 7%	0.00	1	12,898,232	2030-02-01
Federal Home Loan Mortgage Corporation 7%	0.00	1	12,468,450	2030-09-01
Federal Home Loan Mortgage Corporation 7%	0.00	1	12,550,288	2030-12-01
Federal Home Loan Mortgage Corporation 7%	0.00	1	12,374,429	2032-03-01
Federal Home Loan Mortgage Corporation 7%	0.00	1	12,896,701	2023-08-01
Federal Home Loan Mortgage Corporation 7%	0.00	1	12,909,700	2023-11-01
Federal Home Loan Mortgage Corporation 7%	0.00	1	12,782,228	2026-02-01
Federal Home Loan Mortgage Corporation 7%	0.00	1	12,326,234	2024-12-01
Federal Home Loan Mortgage Corporation 7%	0.00	1	11,775,327	2032-04-01
Federal Home Loan Mortgage Corporation 7.5%	0.00	1	12,345,005	2024-07-01
Federal Home Loan Mortgage Corporation 7.5%	0.00	1	12,361,107	2024-09-01
Federal Home Loan Mortgage Corporation 7.5%	0.00	1	12,150,159	2025-07-01
Federal Home Loan Mortgage Corporation 7.5%	0.00	1	12,921,598	2024-04-01
Federal Home Loan Mortgage Corporation 7.5%	0.00	1	12,213,271	2024-06-01
Federal Home Loan Mortgage Corporation 7.5%	0.00	1	12,008,221	2026-01-01
Federal Home Loan Mortgage Corporation 7.5%	0.00	1	11,738,125	2027-01-01
Federal Home Loan Mortgage Corporation 7.5%	0.00	1	11,555,776	2027-04-01
Federal Home Loan Mortgage Corporation 7.5%	0.00	1	12,668,233	2031-07-01
Federal Home Loan Mortgage Corporation 7.5%	0.00	1	11,935,033	2031-02-01
Federal Home Loan Mortgage Corporation 7.5%	0.00	1	12,849,944	2031-05-01
Federal Home Loan Mortgage Corporation 7.5%	0.00	1	11,913,453	2026-10-01
Federal Home Loan Mortgage Corporation 7.5%	0.00	1	12,736,674	2020-01-01
Federal Home Loan Mortgage Corporation 7.5%	0.00	1	12,723,376	2020-02-01
Federal Home Loan Mortgage Corporation 7.5%	0.00	1	12,893,074	2022-10-01
Federal Home Loan Mortgage Corporation 7.5%	0.00	1	12,889,455	2023-08-01
Federal Home Loan Mortgage Corporation 7.5%	0.00	1	12,250,725	2026-01-01
Federal Home Loan Mortgage Corporation 7.5%	0.00	1	12,908,766	2026-02-01
Federal Home Loan Mortgage Corporation 7.5%	0.00	1	12,891,548	2026-09-01
Federal Home Loan Mortgage Corporation 7.5%	0.00	1	12,891,995	2026-12-01
Federal Home Loan Mortgage Corporation 8%	0.00	1	11,970,099	2026-12-01

# Target Date Fund 2020

**Total Stocks**  
6752

**Total Bonds**  
10626

**Total Cash**  
415

## Bond Portfolio Analysis as of 09-30-18

Security Name	Net Assets %	Market Value \$	Amount \$	Maturity Date
Federal Home Loan Mortgage Corporation 8%	0.00	1	12,243,613	2022-09-01
Federal Home Loan Mortgage Corporation 8%	0.00	1	12,068,061	2024-07-01
Federal Home Loan Mortgage Corporation 8%	0.00	1	12,169,112	2025-05-01
Federal Home Loan Mortgage Corporation 8%	0.00	1	12,011,864	2025-10-01
Federal Home Loan Mortgage Corporation 8%	0.00	1	11,404,530	2030-06-01
Federal Home Loan Mortgage Corporation 8%	0.00	1	11,799,065	2026-07-01
Federal Home Loan Mortgage Corporation 8%	0.00	1	12,374,719	2022-12-01
Federal Home Loan Mortgage Corporation 8%	0.00	1	12,893,988	2023-02-01
Federal Home Loan Mortgage Corporation 8%	0.00	1	12,225,224	2024-08-01
Federal Home Loan Mortgage Corporation 8%	0.00	1	12,896,036	2025-07-01
Federal Home Loan Mortgage Corporation 8%	0.00	1	11,993,213	2027-10-01
Federal Home Loan Mortgage Corporation 8%	0.00	1	12,171,160	2025-06-01
Federal Home Loan Mortgage Corporation 8.5%	0.00	1	12,777,384	2022-07-01
Federal Home Loan Mortgage Corporation 8.5%	0.00	1	11,873,901	2027-06-01
Federal Home Loan Mortgage Corporation 8.5%	0.00	1	12,072,540	2024-12-01
Federal Home Loan Mortgage Corporation 8.5%	0.00	1	12,077,739	2025-06-01
Federal Home Loan Mortgage Corporation 8.5%	0.00	1	12,894,280	2025-04-01
Federal Home Loan Mortgage Corporation 9%	0.00	1	11,942,964	2025-03-01
Federal Home Loan Mortgage Corporation 9%	0.00	1	12,184,001	2025-07-01
Federal National Mortgage Association 4.5%	0.00	1	12,409,288	2039-05-01
Federal National Mortgage Association 5%	0.00	1	12,171,684	2033-07-01
Federal National Mortgage Association 5%	0.00	1	12,550,421	2020-04-01
Federal National Mortgage Association 5%	0.00	1	12,553,111	2019-03-01
Federal National Mortgage Association 5%	0.00	1	12,539,947	2019-10-01
Federal National Mortgage Association 5%	0.00	1	12,307,613	2033-12-01
Federal National Mortgage Association 5%	0.00	1	12,178,672	2035-11-01
Federal National Mortgage Association 5%	0.00	1	12,238,948	2039-07-01
Federal National Mortgage Association 5.5%	0.00	1	12,110,156	2032-02-01
Federal National Mortgage Association 5.5%	0.00	1	11,976,651	2037-01-01
Federal National Mortgage Association 5.5%	0.00	1	12,921,598	2019-03-01
Federal National Mortgage Association 5.5%	0.00	1	12,082,226	2032-01-01
Federal National Mortgage Association 5.5%	0.00	1	12,112,594	2032-09-01
Federal National Mortgage Association 5.5%	0.00	1	12,113,287	2033-07-01
Federal National Mortgage Association 5.5%	0.00	1	12,868,785	2019-08-01
Federal National Mortgage Association 5.5%	0.00	1	12,870,859	2019-08-01
Federal National Mortgage Association 5.5%	0.00	1	12,115,274	2038-02-01
Federal National Mortgage Association 6%	0.00	1	11,755,953	2032-04-01
Federal National Mortgage Association 6%	0.00	1	11,970,390	2025-11-01
Federal National Mortgage Association 6%	0.00	1	11,740,195	2029-05-01
Federal National Mortgage Association 6%	0.00	1	11,748,548	2029-05-01
Federal National Mortgage Association 6%	0.00	1	11,756,347	2029-10-01
Federal National Mortgage Association 6%	0.00	1	11,966,909	2024-05-01
Federal National Mortgage Association 6%	0.00	1	11,958,037	2028-02-01
Federal National Mortgage Association 6%	0.00	1	11,974,867	2028-10-01
Federal National Mortgage Association 6%	0.00	1	11,779,217	2028-12-01
Federal National Mortgage Association 6%	0.00	1	11,976,115	2028-12-01
Federal National Mortgage Association 6%	0.00	1	11,957,749	2029-01-01
Federal National Mortgage Association 6%	0.00	1	11,901,934	2029-01-01
Federal National Mortgage Association 6%	0.00	1	11,964,443	2029-01-01
Federal National Mortgage Association 6%	0.00	1	11,976,691	2029-03-01
Federal National Mortgage Association 6%	0.00	1	11,908,967	2029-03-01
Federal National Mortgage Association 6%	0.00	1	11,969,252	2029-05-01
Federal National Mortgage Association 6%	0.00	1	11,967,103	2031-05-01
Federal National Mortgage Association 6%	0.00	1	11,942,079	2031-07-01
Federal National Mortgage Association 6%	0.00	1	11,973,224	2032-02-01
Federal National Mortgage Association 6%	0.00	1	11,967,740	2032-05-01
Federal National Mortgage Association 6%	0.00	1	11,914,112	2032-06-01
Federal National Mortgage Association 6%	0.00	1	11,968,516	2032-06-01
Federal National Mortgage Association 6%	0.00	1	11,894,156	2033-01-01
Federal National Mortgage Association 6%	0.00	1	12,829,301	2021-08-01

# Target Date Fund 2020

**Total Stocks**  
6752

**Total Bonds**  
10626

**Total Cash**  
415

## Bond Portfolio Analysis as of 09-30-18

Security Name	Net Assets %	Market Value \$	Amount \$	Maturity Date
Federal National Mortgage Association 6%	0.00	1	12,754,453	2021-09-01
Federal National Mortgage Association 6%	0.00	1	11,960,487	2028-03-01
Federal National Mortgage Association 6%	0.00	1	11,744,014	2034-08-01
Federal National Mortgage Association 6%	0.00	1	11,873,412	2036-02-01
Federal National Mortgage Association 6.5%	0.00	1	11,769,890	2025-11-01
Federal National Mortgage Association 6.5%	0.00	1	11,786,702	2021-09-01
Federal National Mortgage Association 6.5%	0.00	1	11,795,983	2024-01-01
Federal National Mortgage Association 6.5%	0.00	1	11,776,646	2024-01-01
Federal National Mortgage Association 6.5%	0.00	1	11,785,938	2024-04-01
Federal National Mortgage Association 6.5%	0.00	1	11,777,575	2024-02-01
Federal National Mortgage Association 6.5%	0.00	1	11,790,571	2025-08-01
Federal National Mortgage Association 6.5%	0.00	1	11,790,605	2026-03-01
Federal National Mortgage Association 6.5%	0.00	1	11,787,304	2028-12-01
Federal National Mortgage Association 6.5%	0.00	1	11,795,942	2024-04-01
Federal National Mortgage Association 6.5%	0.00	1	11,775,646	2026-04-01
Federal National Mortgage Association 6.5%	0.00	1	11,799,171	2026-03-01
Federal National Mortgage Association 6.5%	0.00	1	11,794,480	2026-03-01
Federal National Mortgage Association 6.5%	0.00	1	11,779,778	2027-11-01
Federal National Mortgage Association 6.5%	0.00	1	11,787,220	2027-11-01
Federal National Mortgage Association 6.5%	0.00	1	11,781,100	2027-12-01
Federal National Mortgage Association 6.5%	0.00	1	11,800,418	2028-09-01
Federal National Mortgage Association 6.5%	0.00	1	11,783,688	2028-10-01
Federal National Mortgage Association 6.5%	0.00	1	11,783,688	2028-09-01
Federal National Mortgage Association 6.5%	0.00	1	11,781,457	2028-10-01
Federal National Mortgage Association 6.5%	0.00	1	11,791,910	2028-09-01
Federal National Mortgage Association 6.5%	0.00	1	11,789,859	2028-11-01
Federal National Mortgage Association 6.5%	0.00	1	11,797,092	2028-11-01
Federal National Mortgage Association 6.5%	0.00	1	11,794,210	2028-11-01
Federal National Mortgage Association 6.5%	0.00	1	11,793,778	2028-11-01
Federal National Mortgage Association 6.5%	0.00	1	11,797,981	2028-11-01
Federal National Mortgage Association 6.5%	0.00	1	11,768,967	2028-12-01
Federal National Mortgage Association 6.5%	0.00	1	11,789,779	2029-01-01
Federal National Mortgage Association 6.5%	0.00	1	11,788,124	2028-11-01
Federal National Mortgage Association 6.5%	0.00	1	11,786,314	2029-01-01
Federal National Mortgage Association 6.5%	0.00	1	11,771,045	2029-04-01
Federal National Mortgage Association 6.5%	0.00	1	11,775,841	2029-02-01
Federal National Mortgage Association 6.5%	0.00	1	11,776,827	2025-02-01
Federal National Mortgage Association 6.5%	0.00	1	11,774,353	2029-04-01
Federal National Mortgage Association 6.5%	0.00	1	11,784,754	2029-05-01
Federal National Mortgage Association 6.5%	0.00	1	11,795,100	2029-05-01
Federal National Mortgage Association 6.5%	0.00	1	11,778,435	2029-06-01
Federal National Mortgage Association 6.5%	0.00	1	11,797,205	2029-07-01
Federal National Mortgage Association 6.5%	0.00	1	11,789,603	2030-01-01
Federal National Mortgage Association 6.5%	0.00	1	11,602,190	2032-09-01
Federal National Mortgage Association 6.5%	0.00	1	11,789,686	2031-05-01
Federal National Mortgage Association 6.5%	0.00	1	11,788,979	2031-06-01
Federal National Mortgage Association 6.5%	0.00	1	11,776,646	2031-08-01
Federal National Mortgage Association 6.5%	0.00	1	11,783,267	2031-10-01
Federal National Mortgage Association 6.5%	0.00	1	11,780,703	2031-11-01
Federal National Mortgage Association 6.5%	0.00	1	11,773,012	2032-01-01
Federal National Mortgage Association 6.5%	0.00	1	11,787,019	2032-02-01
Federal National Mortgage Association 6.5%	0.00	1	11,783,647	2025-11-01
Federal National Mortgage Association 6.5%	0.00	1	11,783,426	2026-01-01
Federal National Mortgage Association 6.5%	0.00	1	11,774,226	2026-03-01
Federal National Mortgage Association 6.5%	0.00	1	11,780,907	2029-03-01
Federal National Mortgage Association 7%	0.00	1	12,779,602	2022-09-01
Federal National Mortgage Association 7%	0.00	1	12,097,355	2024-02-01
Federal National Mortgage Association 7%	0.00	1	11,883,658	2026-08-01
Federal National Mortgage Association 7%	0.00	1	12,058,173	2024-12-01
Federal National Mortgage Association 7%	0.00	1	12,899,990	2023-10-01

# Target Date Fund 2020

**Total Stocks**  
6752

**Total Bonds**  
10626

**Total Cash**  
415

## Bond Portfolio Analysis as of 09-30-18

Security Name	Net Assets %	Market Value \$	Amount \$	Maturity Date
Federal National Mortgage Association 7%	0.00	1	12,559,310	2023-07-01
Federal National Mortgage Association 7%	0.00	1	12,862,774	2023-10-01
Federal National Mortgage Association 7%	0.00	1	12,478,065	2023-11-01
Federal National Mortgage Association 7%	0.00	1	12,921,598	2024-01-01
Federal National Mortgage Association 7%	0.00	1	12,882,949	2023-11-01
Federal National Mortgage Association 7%	0.00	1	12,410,744	2024-07-01
Federal National Mortgage Association 7%	0.00	1	11,970,731	2025-12-01
Federal National Mortgage Association 7%	0.00	1	11,547,221	2029-07-01
Federal National Mortgage Association 7%	0.00	1	12,791,515	2020-01-01
Federal National Mortgage Association 7%	0.00	1	11,438,380	2031-02-01
Federal National Mortgage Association 7%	0.00	1	11,443,862	2032-01-01
Federal National Mortgage Association 7%	0.00	1	12,891,266	2023-12-01
Federal National Mortgage Association 7%	0.00	1	12,223,784	2027-09-01
Federal National Mortgage Association 7%	0.00	1	12,921,598	2024-09-01
Federal National Mortgage Association 7%	0.00	1	12,888,323	2025-10-01
Federal National Mortgage Association 7%	0.00	1	12,304,184	2025-10-01
Federal National Mortgage Association 7%	0.00	1	12,476,928	2025-10-01
Federal National Mortgage Association 7%	0.00	1	12,314,783	2025-11-01
Federal National Mortgage Association 7%	0.00	1	12,722,293	2025-11-01
Federal National Mortgage Association 7%	0.00	1	12,843,285	2026-01-01
Federal National Mortgage Association 7%	0.00	1	12,304,815	2026-03-01
Federal National Mortgage Association 7%	0.00	1	12,823,954	2026-03-01
Federal National Mortgage Association 7%	0.00	1	12,302,352	2026-03-01
Federal National Mortgage Association 7%	0.00	1	12,921,598	2026-04-01
Federal National Mortgage Association 7%	0.00	1	12,369,786	2026-04-01
Federal National Mortgage Association 7%	0.00	1	12,921,598	2026-04-01
Federal National Mortgage Association 7%	0.00	1	12,694,541	2026-04-01
Federal National Mortgage Association 7%	0.00	1	12,687,193	2026-05-01
Federal National Mortgage Association 7%	0.00	1	12,670,693	2026-06-01
Federal National Mortgage Association 7%	0.00	1	12,770,997	2027-06-01
Federal National Mortgage Association 7%	0.00	1	12,770,972	2028-07-01
Federal National Mortgage Association 7%	0.00	1	12,729,693	2028-04-01
Federal National Mortgage Association 7%	0.00	1	12,747,276	2028-06-01
Federal National Mortgage Association 7%	0.00	1	12,900,689	2028-10-01
Federal National Mortgage Association 7%	0.00	1	12,099,314	2029-08-01
Federal National Mortgage Association 7%	0.00	1	12,223,593	2029-09-01
Federal National Mortgage Association 7%	0.00	1	12,758,892	2029-10-01
Federal National Mortgage Association 7%	0.00	1	12,714,576	2029-12-01
Federal National Mortgage Association 7%	0.00	1	12,093,975	2030-05-01
Federal National Mortgage Association 7%	0.00	1	11,372,595	2031-04-01
Federal National Mortgage Association 7%	0.00	1	11,422,959	2032-08-01
Federal National Mortgage Association 7%	0.00	1	11,858,578	2030-10-01
Federal National Mortgage Association 7%	0.00	1	12,063,337	2031-09-01
Federal National Mortgage Association 7%	0.00	1	12,921,598	2021-08-01
Federal National Mortgage Association 7%	0.00	1	12,741,904	2031-11-01
Federal National Mortgage Association 7%	0.00	1	12,244,681	2031-11-01
Federal National Mortgage Association 7%	0.00	1	11,958,498	2032-07-01
Federal National Mortgage Association 7%	0.00	1	12,482,461	2032-01-01
Federal National Mortgage Association 7%	0.00	1	12,410,639	2024-01-01
Federal National Mortgage Association 7%	0.00	1	12,350,127	2026-08-01
Federal National Mortgage Association 7%	0.00	1	12,779,211	2023-12-01
Federal National Mortgage Association 7%	0.00	1	12,630,290	2024-05-01
Federal National Mortgage Association 7%	0.00	1	12,418,595	2026-12-01
Federal National Mortgage Association 7%	0.00	1	12,323,847	2026-07-01
Federal National Mortgage Association 7%	0.00	1	11,505,532	2032-06-01
Federal National Mortgage Association 7%	0.00	1	12,010,613	2031-11-01
Federal National Mortgage Association 7.5%	0.00	1	12,311,129	2023-02-01
Federal National Mortgage Association 7.5%	0.00	1	11,997,611	2024-04-01
Federal National Mortgage Association 7.5%	0.00	1	11,337,131	2030-09-01
Federal National Mortgage Association 7.5%	0.00	1	12,778,158	2023-12-01

# Target Date Fund 2020

**Total Stocks**  
6752

**Total Bonds**  
10626

**Total Cash**  
415

## Bond Portfolio Analysis as of 09-30-18

Security Name	Net Assets %	Market Value \$	Amount \$	Maturity Date
Federal National Mortgage Association 7.5%	0.00	1	11,843,275	2027-12-01
Federal National Mortgage Association 7.5%	0.00	1	11,664,921	2030-07-01
Federal National Mortgage Association 7.5%	0.00	1	11,416,394	2030-11-01
Federal National Mortgage Association 7.5%	0.00	1	11,843,193	2031-06-01
Federal National Mortgage Association 7.5%	0.00	1	12,867,457	2019-11-01
Federal National Mortgage Association 7.5%	0.00	1	12,911,186	2026-04-01
Federal National Mortgage Association 7.5%	0.00	1	12,264,183	2026-01-01
Federal National Mortgage Association 7.5%	0.00	1	11,878,003	2029-09-01
Federal National Mortgage Association 7.5%	0.00	1	12,905,344	2026-09-01
Federal National Mortgage Association 7.5%	0.00	1	12,133,696	2027-07-01
Federal National Mortgage Association 7.5%	0.00	1	11,918,129	2029-10-01
Federal National Mortgage Association 7.5%	0.00	1	12,296,359	2023-06-01
Federal National Mortgage Association 7.5%	0.00	1	12,934,304	2029-12-01
Federal National Mortgage Association 7.5%	0.00	1	11,920,836	2029-12-01
Federal National Mortgage Association 7.5%	0.00	1	11,565,440	2030-05-01
Federal National Mortgage Association 7.5%	0.00	1	11,821,287	2032-02-01
Federal National Mortgage Association 7.5%	0.00	1	11,348,635	2032-05-01
Federal National Mortgage Association 7.5%	0.00	1	12,903,994	2030-08-01
Federal National Mortgage Association 7.5%	0.00	1	12,113,209	2023-02-01
Federal National Mortgage Association 7.5%	0.00	1	12,024,726	2025-08-01
Federal National Mortgage Association 7.5%	0.00	1	11,898,216	2027-01-01
Federal National Mortgage Association 7.5%	0.00	1	11,590,370	2028-04-01
Federal National Mortgage Association 7.5%	0.00	1	12,392,644	2023-12-01
Federal National Mortgage Association 8%	0.00	1	12,921,598	2022-11-01
Federal National Mortgage Association 8%	0.00	1	11,058,734	2030-06-01
Federal National Mortgage Association 8%	0.00	1	12,159,512	2024-06-01
Federal National Mortgage Association 8%	0.00	1	11,843,249	2025-07-01
Federal National Mortgage Association 8%	0.00	1	11,129,390	2030-04-01
Federal National Mortgage Association 8%	0.00	1	11,358,775	2030-06-01
Federal National Mortgage Association 8%	0.00	1	11,078,789	2030-07-01
Federal National Mortgage Association 8%	0.00	1	12,896,112	2025-07-01
Federal National Mortgage Association 8%	0.00	1	12,855,537	2023-09-01
Federal National Mortgage Association 8%	0.00	1	12,384,442	2025-12-01
Federal National Mortgage Association 8%	0.00	1	11,145,182	2030-01-01
Federal National Mortgage Association 8%	0.00	1	12,324,993	2023-04-01
Federal National Mortgage Association 8%	0.00	1	12,150,394	2022-12-01
Federal National Mortgage Association 8%	0.00	1	12,341,094	2023-07-01
Federal National Mortgage Association 8.5%	0.00	1	12,777,107	2022-08-01
Federal National Mortgage Association 8.5%	0.00	1	12,151,801	2025-11-01
Federal National Mortgage Association 8.5%	0.00	1	12,893,199	2024-11-01
Federal National Mortgage Association 8.5%	0.00	1	11,643,258	2024-10-01
Federal National Mortgage Association 8.5%	0.00	1	12,073,088	2025-08-01
Federal National Mortgage Association 9%	0.00	1	12,076,260	2024-08-01
Federal National Mortgage Association 9%	0.00	1	12,041,633	2024-08-01
Federal National Mortgage Association 9%	0.00	1	12,013,454	2025-04-01
Federal National Mortgage Association 9%	0.00	1	11,909,601	2025-07-01
Federal National Mortgage Association 9%	0.00	1	11,794,210	2026-06-01
Federal National Mortgage Association 9%	0.00	1	11,943,353	2026-08-01
Government National Mortgage Association 10%	0.00	1	12,881,900	2020-09-15
Government National Mortgage Association 6%	0.00	1	11,957,717	2024-01-15
Government National Mortgage Association 6%	0.00	1	11,958,420	2029-01-15
Government National Mortgage Association 6%	0.00	1	11,856,744	2029-05-15
Government National Mortgage Association 6%	0.00	1	11,959,584	2029-03-15
Government National Mortgage Association 6%	0.00	1	11,961,708	2031-04-15
Government National Mortgage Association 6%	0.00	1	11,960,069	2032-01-15
Government National Mortgage Association 6%	0.00	1	11,963,636	2032-02-15
Government National Mortgage Association 6.5%	0.00	1	11,776,193	2024-04-15
Government National Mortgage Association 6.5%	0.00	1	11,772,389	2024-05-15
Government National Mortgage Association 6.5%	0.00	1	11,782,170	2026-04-15
Government National Mortgage Association 6.5%	0.00	1	11,779,357	2026-04-15

# Target Date Fund 2020

**Total Stocks**  
6752

**Total Bonds**  
10626

**Total Cash**  
415

## Bond Portfolio Analysis as of 09-30-18

Security Name	Net Assets %	Market Value \$	Amount \$	Maturity Date
Government National Mortgage Association 6.5%	0.00	1	11,794,480	2029-03-15
Government National Mortgage Association 6.5%	0.00	1	11,779,931	2028-10-15
Government National Mortgage Association 6.5%	0.00	1	11,771,667	2028-11-15
Government National Mortgage Association 6.5%	0.00	1	11,788,124	2028-10-15
Government National Mortgage Association 6.5%	0.00	1	11,776,646	2031-07-15
Government National Mortgage Association 6.5%	0.00	1	11,790,295	2031-07-15
Government National Mortgage Association 6.5%	0.00	1	11,766,769	2031-05-15
Government National Mortgage Association 6.5%	0.00	1	11,975,531	2028-04-20
Government National Mortgage Association 6.5%	0.00	1	11,623,256	2029-08-20
Government National Mortgage Association 6.5%	0.00	1	12,130,480	2029-10-20
Government National Mortgage Association 7%	0.00	1	12,905,344	2023-10-15
Government National Mortgage Association 7%	0.00	1	12,454,848	2023-05-15
Government National Mortgage Association 7%	0.00	1	12,483,141	2023-10-15
Government National Mortgage Association 7%	0.00	1	12,599,178	2023-06-15
Government National Mortgage Association 7%	0.00	1	12,315,074	2026-03-15
Government National Mortgage Association 7%	0.00	1	12,523,744	2029-04-15
Government National Mortgage Association 7%	0.00	1	12,058,908	2029-10-15
Government National Mortgage Association 7%	0.00	1	12,836,401	2026-06-15
Government National Mortgage Association 7%	0.00	1	12,184,840	2028-10-15
Government National Mortgage Association 7%	0.00	1	12,733,305	2029-03-15
Government National Mortgage Association 7%	0.00	1	12,357,560	2028-06-15
Government National Mortgage Association 7%	0.00	1	12,803,772	2028-06-15
Government National Mortgage Association 7%	0.00	1	12,192,281	2028-09-15
Government National Mortgage Association 7%	0.00	1	12,656,086	2028-11-15
Government National Mortgage Association 7%	0.00	1	12,486,344	2029-08-15
Government National Mortgage Association 7%	0.00	1	12,060,158	2031-10-15
Government National Mortgage Association 7.5%	0.00	1	12,899,434	2022-09-15
Government National Mortgage Association 7.5%	0.00	1	12,423,743	2022-09-15
Government National Mortgage Association 7.5%	0.00	1	12,768,981	2023-11-15
Government National Mortgage Association 7.5%	0.00	1	12,901,345	2024-06-15
Government National Mortgage Association 7.5%	0.00	1	12,389,940	2027-04-15
Government National Mortgage Association 7.5%	0.00	1	12,174,925	2026-01-15
Government National Mortgage Association 7.5%	0.00	1	12,257,404	2026-04-15
Government National Mortgage Association 7.5%	0.00	1	12,883,481	2025-08-15
Government National Mortgage Association 7.5%	0.00	1	12,213,565	2026-03-15
Government National Mortgage Association 7.5%	0.00	1	12,053,607	2026-07-15
Government National Mortgage Association 7.5%	0.00	1	12,839,295	2028-06-15
Government National Mortgage Association 7.5%	0.00	1	12,525,230	2029-05-15
Government National Mortgage Association 7.5%	0.00	1	12,835,454	2030-09-15
Government National Mortgage Association 7.5%	0.00	1	11,953,409	2029-12-15
Government National Mortgage Association 7.5%	0.00	1	11,863,881	2030-10-15
Government National Mortgage Association 7.5%	0.00	1	12,369,393	2023-11-20
Government National Mortgage Association 7.5%	0.00	1	11,138,118	2030-05-20
Government National Mortgage Association 8%	0.00	1	12,819,249	2022-05-15
Government National Mortgage Association 8%	0.00	1	12,865,539	2021-11-15
Government National Mortgage Association 8%	0.00	1	12,807,877	2022-01-15
Government National Mortgage Association 8%	0.00	1	12,489,919	2022-09-15
Government National Mortgage Association 8%	0.00	1	12,425,426	2022-09-15
Government National Mortgage Association 8%	0.00	1	12,384,376	2022-12-15
Government National Mortgage Association 8%	0.00	1	12,890,437	2023-10-15
Government National Mortgage Association 8%	0.00	1	12,234,627	2024-05-15
Government National Mortgage Association 8%	0.00	1	12,179,961	2024-09-15
Government National Mortgage Association 8%	0.00	1	12,189,586	2024-11-15
Government National Mortgage Association 8%	0.00	1	12,547,420	2029-12-15
Government National Mortgage Association 8%	0.00	1	12,842,324	2022-08-15
Government National Mortgage Association 8%	0.00	1	12,188,650	2024-11-15
Government National Mortgage Association 8%	0.00	1	12,758,806	2025-09-15
Government National Mortgage Association 8%	0.00	1	12,663,596	2026-01-15
Government National Mortgage Association 8%	0.00	1	12,894,537	2026-10-15
Government National Mortgage Association 8%	0.00	1	12,071,088	2026-08-15



# Target Date Fund 2020

**Total Stocks**  
6752

**Total Bonds**  
10626

**Total Cash**  
415

## Bond Portfolio Analysis as of 09-30-18

Security Name	Net Assets %	Market Value \$	Amount \$	Maturity Date
Government National Mortgage Association 8%	0.00	1	12,528,712	2026-10-15
Government National Mortgage Association 8%	0.00	1	12,895,038	2027-05-15
Government National Mortgage Association 8%	0.00	1	11,692,215	2029-12-15
Government National Mortgage Association 8%	0.00	1	11,858,578	2029-11-15
Government National Mortgage Association 8%	0.00	1	12,646,404	2029-11-15
Government National Mortgage Association 8%	0.00	1	12,861,997	2029-12-15
Government National Mortgage Association 8%	0.00	1	12,896,938	2029-12-15
Government National Mortgage Association 8%	0.00	1	12,571,531	2030-06-15
Government National Mortgage Association 8%	0.00	1	10,928,549	2031-09-15
Government National Mortgage Association 8%	0.00	1	12,183,221	2025-10-20
Government National Mortgage Association 8.5%	0.00	1	12,900,345	2021-08-15
Government National Mortgage Association 8.5%	0.00	1	12,881,675	2021-11-15
Government National Mortgage Association 8.5%	0.00	1	12,783,584	2024-08-15
Government National Mortgage Association 8.5%	0.00	1	12,080,687	2025-08-15
Government National Mortgage Association 9%	0.00	1	12,812,555	2020-01-15
Government National Mortgage Association 9%	0.00	1	12,755,936	2021-08-15
Government National Mortgage Association 9%	0.00	1	12,876,835	2022-04-15
Government National Mortgage Association 9%	0.00	1	12,875,668	2025-01-15
Government National Mortgage Association 9%	0.00	1	12,884,784	2025-04-15
Government National Mortgage Association 9%	0.00	1	12,468,209	2026-07-15
Government National Mortgage Association 9.5%	0.00	1	12,897,669	2019-11-15
Government National Mortgage Association 9.5%	0.00	1	12,869,390	2020-06-15
Government National Mortgage Association 9.5%	0.00	1	12,875,449	2021-02-15
Government National Mortgage Association 9.5%	0.00	1	12,874,653	2022-01-15
Government National Mortgage Association 9.5%	0.00	1	12,705,603	2022-02-15
Government National Mortgage Association 9.5%	0.00	1	12,899,547	2022-06-15
Government National Mortgage Association 9.5%	0.00	1	12,723,082	2025-04-15
Loans At Amortised Cost	0.00	0	0	—
Sme Loan	0.00	0	0	—
Lending Works	0.00	0	0	—
Direct Money	0.00	0	0	—

# Target Date Fund 2020

<b>Total Stocks</b>	<b>Total Bonds</b>	<b>Total Cash</b>
6752	10626	415

## Cash Portfolio Analysis as of 09-30-18

Security Name	Net Assets %	Market Value \$
Gstif Erisa 2bps Gstif Erisa 2bps	1.90	10,016,497
Gstif Erisa 2bps Gstif Erisa 2bps	1.70	8,952,736
Invesco Govt Liquidity Tr	0.63	3,346,354
Invesco Short Term Inv Fd	0.59	3,114,180
Us Dollar	0.44	2,336,454
Usd	0.42	2,194,516
Gstif Erisa 2bps Gstif Erisa 2bps	0.31	1,662,733
Usd	0.24	1,263,003
Gstif Erisa 2bps Gstif Erisa 2bps	0.19	1,029,632
Hsbc Tri Party A	0.17	904,377
Gstif Erisa 2bps Gstif Erisa 2bps	0.17	885,509
Merrill Lynch Tri Party A	0.16	847,850
Gstif Erisa 2bps Gstif Erisa 2bps	0.14	761,743
Barclays Cap Tri Party A	0.12	652,279
Bnp Paribas Sa Tri A R	0.11	602,916
United States Treasury Bills 0%	0.11	568,538
United States Treasury Bills 0.01%	0.09	470,102
United States Treasury Bills 0.01%	0.08	412,885
Gstif Erisa 2bps Gstif Erisa 2bps	0.07	375,639
Short-Term Investment Fund	0.07	365,385
United States Treasury Bills 0.01%	0.05	281,184
Ssc Government Mm Gvmxx	0.05	281,061
Mxn Fwd Vs Usd	0.05	267,613
Gstif Erisa 2bps Gstif Erisa 2bps	0.04	237,394
United States Treasury Bills 0.01%	0.04	224,930
T. Rowe Price Gov. Reserve	0.04	187,522
United States Treasury Bills 0.01%	0.04	187,473
United States Treasury Bills 0.01%	0.04	187,372
United States Treasury Bills 0.01%	0.04	186,431
Futures Collateral - Jpm	0.03	172,616
Jpy	0.03	170,955
Federal Home Loan Banks 0.01%	0.02	131,449
Cash	0.02	123,164
Origin Energy Finance Ltd 3.5%	0.02	108,096
Cash - Us Dollar	0.02	102,666
Usd	0.02	97,835
United States Treasury Bills 0%	0.02	94,077
United States Treasury Bills 0.01%	0.02	93,726
United States Treasury Bills 0.01%	0.02	93,719
Eur	0.02	88,636
Usd	0.02	86,559
Gstif Erisa 2bps Gstif Erisa 2bps	0.02	83,465
United States Treasury Notes 2.36%	0.01	75,403
Gbp	0.01	67,883
Federal Farm Credit Banks 2.01%	0.01	65,947
United States Treasury Bills 0.01%	0.01	65,588
Federal National Mortgage Association 0.01%	0.01	62,778
Aud	0.01	62,081
Federal Home Loan Banks 0.01%	0.01	61,988
Cash & Cash Equivalents	0.01	61,235
Federal Home Loan Banks 2%	0.01	56,520
Federal Home Loan Banks 0.01%	0.01	56,348
Eur Fwd Vs Usd	0.01	55,136
Aircastle Limited 4.62%	0.01	46,229
Morgan Stanley Treasury Morgan Stanley Treasury	0.01	43,124
Misxx		

# Target Date Fund 2020

<b>Total Stocks</b>	<b>Total Bonds</b>	<b>Total Cash</b>
6752	10626	415

## Cash Portfolio Analysis as of 09-30-18

Security Name	Net Assets %	Market Value \$
Nt Col Stif	0.01	39,802
Gstif Erisa 2bps Gstif Erisa 2bps	0.01	38,901
Federal Farm Credit Banks 1.99%	0.01	37,680
Federal Home Loan Banks 2.15%	0.01	37,680
Federal Home Loan Banks 0.01%	0.01	31,925
Ally Financial Inc. 3.25%	0.01	30,354
Nt Col Stif	0.01	29,744
Nordea Bank Ab	0.01	28,638
Fut Coll (Cash) Held At Gs Fut	0.00	25,987
Futures Collateral - Gol	0.00	24,146
Usd	0.00	23,344
Nt Col Stif	0.00	21,472
Sprint Communications, Inc. 9%	0.00	20,919
Federal Home Loan Banks 0.01%	0.00	20,665
Gstif Erisa 2bps Gstif Erisa 2bps	0.00	18,693
First Abu Dhabi Bank Pjsc	0.00	17,899
Skandinaviska Enskilda Banken Ab	0.00	17,043
Eur	0.00	15,663
Euro	0.00	15,649
Erste Group Bank Ag	0.00	14,319
Industrial & Commercial Bank Of China Ltd.	0.00	14,319
Landesbank Hessen-Thuringen	0.00	14,319
National Bank Of Canada	0.00	14,319
Societe Generale Sa	0.00	14,319
Toronto Dominion Bk lam Coml P 2.43% 2.43%	0.00	13,424
Mizuho Bank Ltd.	0.00	13,245
Cash - Mexican Peso	0.00	13,071
Credit Agricole Corporate And Investment Bank	0.00	12,887
Hong Kong \$	0.00	12,703
Frontier Communications Corporation 8.12%	0.00	12,542
China Construction Bank Corp.	0.00	10,739
Dnb Bk Asa Ny Br 2.46% 2.46%	0.00	10,739
Societe Generale Sa	0.00	10,739
Norinchukin Bank (The)	0.00	10,737
Twd	0.00	10,690
Japanese Yen	0.00	10,025
Swedish Kronor	0.00	9,985
Danish Kroner	0.00	9,847
Barton Capital Llc	0.00	9,157
Bank of Montreal Chicago Branch 2.28%	0.00	8,949
Chinese Offshore Renminb	0.00	8,937
Bank Of China Ltd.	0.00	8,935
Singapore Dollars	0.00	8,748
CIBC 2.32% 2.32%	0.00	8,591
Ubs Ag 2.46% 2.46%	0.00	8,233
Credit Agricole Corporate And Investment Bank	0.00	7,868
Ubs Ag 2.48% 2.48%	0.00	7,789
First Abu Dhabi Bank Pjsc	0.00	7,508
Credit Industriel Et Commercia 2.31% 2.31%	0.00	7,159
Ing Bank Nv	0.00	7,159
Sumitomo Mitsui Bkg Corp N Y 2.43% 2.43%	0.00	7,159
Svenska Handelsbanken Ab 2.38% 2.38%	0.00	7,159
Wells Fargo Bk Natl Assn 2.5% 2.5%	0.00	7,159
First Abu Dhabi Bank Pjsc	0.00	7,158
Erste Abwicklungsanstalt	0.00	7,139
Cad	0.00	6,874
Caisse Des Depots Et Consignations	0.00	6,442
Hkd	0.00	6,169
Wells Fargo Bk Natl Assn 2.46% 2.46%	0.00	6,085
Sinopec Century Bright Capital Investment Ltd.	0.00	6,049

# Target Date Fund 2020

<b>Total Stocks</b>	<b>Total Bonds</b>	<b>Total Cash</b>
6752	10626	415

## Cash Portfolio Analysis as of 09-30-18

Security Name	Net Assets %	Market Value \$
United States Treasury Bills 0%	0.00	5,860
China Const Bk 2.5% 2.5%	0.00	5,728
Natixis N Y Brh 2.54% 2.54%	0.00	5,728
Bank of Nova Scotia 2.5% 2.5%	0.00	5,370
China Const Bk 2.5% 2.5%	0.00	5,370
Icbc Ltd New York Branch Instl 2.5% 2.5%	0.00	5,370
Ing Us Fdg Llc lam Cp 3/A3 2.32% 2.32%	0.00	5,370
Standard Chartered Bk Ny 2.41% 2.41%	0.00	5,370
Standard Chartered Bk Ny 2.47% 2.47%	0.00	5,370
Svenska Handelsbanken Ab 2.34% 2.34%	0.00	5,370
Erste Finance Llc	0.00	5,367
Barclays Bank Plc	0.00	5,355
Erste Abwicklungsanstalt	0.00	5,345
Nt Col Stif	0.00	5,077
Oversea Chinese Bkg 2.42% 2.42%	0.00	5,012
Merrill Lynch Pierce Fenner & Smith, Inc.	0.00	4,797
Bank of Montreal Chicago Branch 2.38%	0.00	4,654
Mitsubishi Tr & Bkg 2.45% 2.45%	0.00	4,654
Mizuho Bk Ltd. 2.36% 2.36%	0.00	4,654
Sumitomo Mitsui Bkg Corp N Y 2.42% 2.42%	0.00	4,654
Bpce Sa	0.00	4,629
Gbp	0.00	4,451
Mitsubishi Tr & Bkg 2.42% 2.42%	0.00	4,296
BPCE SA 0%	0.00	4,287
Bank Of Montreal	0.00	4,280
Toronto Dominion Bk lam Coml P 2.5% 2.5%	0.00	4,167
Wells Fargo Bk Natl Assn 2.37% 2.37%	0.00	4,152
Bnp Paribas N Y Brh 2.37% 2.37%	0.00	3,938
Hsbc Bk 2.51% 2.51%	0.00	3,938
Anz Natl Intl 2.33% 2.33%	0.00	3,580
Banco del Estado de Chile 2.28%	0.00	3,580
Bank of Montreal Chicago Branch 2.3%	0.00	3,580
Bank of Montreal Chicago Brh 2.41% 2.41%	0.00	3,580
Bank of Nova Scotia 2.42% 2.42%	0.00	3,580
Bedford Row Fdg 2.41% 2.41%	0.00	3,580
Bnp Paribas N Y Brh 2.34% 2.34%	0.00	3,580
Bnp Paribas N Y Brh 2.36% 2.36%	0.00	3,580
Bnp Paribas N Y Brh 2.47% 2.47%	0.00	3,580
Bnp Paribas Sa	0.00	3,580
China Const Bk 2.5% 2.5%	0.00	3,580
Commonwealth Bk Of Australia 2.56% 2.56%	0.00	3,580
Credit Agricole Corp & Invt Bk 2.3% 2.3%	0.00	3,580
Icbc Ltd New York Branch Instl 2.5% 2.5%	0.00	3,580
Mitsubishi Tr & Bkg 2.46% 2.46%	0.00	3,580
Natixis N Y Brh lam Cp 2.33% 2.33%	0.00	3,580
Natl Australia Bk Ltd144a 2.32% 2.32%	0.00	3,580
Natl Australia Bk Ltd144a 2.44% 2.44%	0.00	3,580
Norden Bk Ab Publ Ny Brh Instl 2.32% 2.32%	0.00	3,580
Norinchukin Bk N Y Brh 2.05% 2.05%	0.00	3,580
Oversea-Chinese Bkg Corp 2.37% 2.37%	0.00	3,580
Skandinaviska Enskilda Banken 2.4% 2.4%	0.00	3,580
Standard Chartered Bk Ny 2.48% 2.48%	0.00	3,580
Sumitomo Mitsui Bkg Corp N Y 2.43% 2.43%	0.00	3,580
Sumitomo Mitsui Bkg Corp N Y 2.5% 2.5%	0.00	3,580
Svenska Handelsbanken Ab 2.29% 2.29%	0.00	3,580
Svenska Handelsbanken Ab 2.46% 2.46%	0.00	3,580
Svenska Handelsbanken Ab 2.53% 2.53%	0.00	3,580
Swedbank Sparbanken Svenge Ab 2.31% 2.31%	0.00	3,580
The Chiba Bank, Ltd. (New York) 2.4%	0.00	3,580
Toronto Dominion Bk lam Coml P 2.36% 2.36%	0.00	3,580

# Target Date Fund 2020

<b>Total Stocks</b>	<b>Total Bonds</b>	<b>Total Cash</b>
6752	10626	415

## Cash Portfolio Analysis as of 09-30-18

Security Name	Net Assets %	Market Value \$
Toronto Dominion Bk lam Coml P 2.64% 2.64%	0.00	3,580
Toyota Motor Cred 2.45% 2.45%	0.00	3,580
Sumitomo Mitsui Bkg Corp N Y 2.45% 2.45%	0.00	3,580
Nationwide Building Society	0.00	3,579
Sheffield Receivables Co. Llc	0.00	3,579
Norinchukin Bank (The)	0.00	3,579
First Abu Dhabi Bank Pjsc	0.00	3,574
Hsbc Usa, Inc	0.00	3,572
Gbp	0.00	3,571
The Chiba Bank, Ltd. (New York) 2.33%	0.00	3,544
Futures Collateral - Mer	0.00	3,524
Cash - Euro	0.00	3,342
CIBC 2.43% 2.43%	0.00	3,222
Industrial and Commercial Bank of China Limited, New York Branch 2.5%	0.00	3,222
Ing Us Fdg Llc lam Cp 3/A3 2.39% 2.39%	0.00	3,222
Usd Margin Held @ Broker	0.00	3,191
Sumitomo Mitsui Trust Bank Ltd.	0.00	3,137
Dkk	0.00	3,054
Norwegian Kr	0.00	3,000
Cash And Cash Equivalents	0.00	2,968
General Electric Co.	0.00	2,935
Sek	0.00	2,899
Bedford Row Fdg 2.47% 2.47%	0.00	2,864
Bnp Paribas N Y Brh 2.62% 2.62%	0.00	2,864
Credit Industriel Et Commercia 2.53% 2.53%	0.00	2,864
Mizuho Bk Ltd. 2.43% 2.43%	0.00	2,864
Natl Australia Bk Ltd144a 2.36% 2.36%	0.00	2,864
Oversea Chinese Bk Instl 2.4% 2.4%	0.00	2,864
Royal Bk Cda Ny Brh 2.43% 2.43%	0.00	2,864
Standard Chartered Bk Ny 2.41% 2.41%	0.00	2,864
Svenska Handelsbanken Ab 2.32% 2.32%	0.00	2,864
Wells Fargo Bk Natl Assn 2.45% 2.45%	0.00	2,864
Sumitomo Mitsui Trust Bank Ltd.	0.00	2,858
Nok	0.00	2,837
Natixis N Y Brh 2.4% 2.4%	0.00	2,721
Hkd	0.00	2,713
Chf	0.00	2,617
Cash - Russian Rubel	0.00	2,541
Antalis Sa	0.00	2,514
Bank of Montreal Chicago Brh 0% 0%	0.00	2,506
CIBC 2.31% 2.31%	0.00	2,506
Icbc Ltd New York Branch Instl 2.5% 2.5%	0.00	2,506
Mizuho Bk Ltd. 2.32% 2.32%	0.00	2,506
Natixis N Y Brh 2.49% 2.49%	0.00	2,506
Natl Australia Bk Ltd144a 2.32% 2.32%	0.00	2,506
Standard Chartered Bk Ny 2.4% 2.4%	0.00	2,506
Svenska Handelsbanken Ab 2.42% 2.42%	0.00	2,506
Toronto Dominion Bk N Y Brh 2.51% 2.51%	0.00	2,506
Toyota Motor Fin B V 2.4% 2.4%	0.00	2,506
Sgd	0.00	2,386
Sumitomo Mitsui Tr Bk 2.37% 2.37%	0.00	2,237
Mitsubishi Ufj Trust & Banking Corp.	0.00	2,219
Cooperatieve Centrale Raif Bk 2.42% 2.42%	0.00	2,148
Mizuho Bk Ltd. 2.31% 2.31%	0.00	2,148
Shizuoka Bank Ltd 2.18%	0.00	2,148

# Target Date Fund 2020

**Total Stocks**  
6752

**Total Bonds**  
10626

**Total Cash**  
415

## Cash Portfolio Analysis as of 09-30-18

Security Name	Net Assets %	Market Value \$
Thunder Bay Fdg Llc lam Call / Puttable 2.34% 2.34%	0.00	2,148
Wells Fargo Bk Natl Assn 2.48% 2.48%	0.00	2,148
Mizuho Bank Ltd.	0.00	2,147
Bank Of China Ltd.	0.00	2,144
Ils	0.00	2,124
Nt Col Stif	0.00	1,929
Cash And Cash Equivalents	0.00	1,903
Nt Col Stif	0.00	1,876
Israel Shekel	0.00	1,827
Hong Kong \$	0.00	1,806
Banco Del Estado De Chile 2.29% 2.29%	0.00	1,790
Banco del Estado de Chile 2.4%	0.00	1,790
Bank of Nova Scotia 2.34% 2.34%	0.00	1,790
Bank of Nova Scotia 2.49% 2.49%	0.00	1,790
China Construction Bank 2.52%	0.00	1,790
Commonwealth Bk Of Australia 2.35% 2.35%	0.00	1,790
Commonwealth Bk Of Australia 2.43% 2.43%	0.00	1,790
Credit Industriel Et Commercia 2.46% 2.46%	0.00	1,790
Mizuho Bk Ltd. 2.48% 2.48%	0.00	1,790
Old Line Fdg Llc Floating Rate Call Put 2.32% 2.32%	0.00	1,790
Royal Bk Cda Ny Brh 2.44% 2.44%	0.00	1,790
Skandinaviska Enskilda Banken 2.27% 2.27%	0.00	1,790
Standard Chartered Bk Ny 2.5% 2.5%	0.00	1,790
Toronto Dominion Bk lam Coml P 2.38% 2.38%	0.00	1,790
Toronto Dominion Bk lam Coml P 2.42% 2.42%	0.00	1,790
Westpac Bkg 2.42% 2.42%	0.00	1,790
Liberty Street Funding Llc	0.00	1,790
Skandinaviska Enskilda Banken 2.45% 2.45%	0.00	1,790
Lloyds Bank Corporate Markets Plc	0.00	1,787
First Abu Dhabi Bank Pjsc	0.00	1,786
Bank Of China Ltd.	0.00	1,786
First Abu Dhabi Bank Pjsc	0.00	1,785
Mitsubishi Ufj Trust & Banking Corp.	0.00	1,781
Cash - Argentine Peso	0.00	1,742
Mont Blanc Capital Corp.	0.00	1,689
Futures Collateral - Bar	0.00	1,664
Royal Bank of Canada 2.74%	0.00	1,432
Australia & New Zealand Bkg Gr 2.55% 2.55%	0.00	1,432
Commonwealth Bk Australia N Y 2.55% 2.55%	0.00	1,432
Credit Industriel Et Commercia 2.43% 2.43%	0.00	1,432
Ing Us Fdg Llc lam Cp 3/A3 2.4% 2.4%	0.00	1,432
Landesbank Baden-Wuerttemberg	0.00	1,432
Mitsubishi Tr & Bkg 2.43% 2.43%	0.00	1,432
Natl Australia Bk Ltd144a 2.45% 2.45%	0.00	1,432
Skandinaviska Enskilda Banken 2.4% 2.4%	0.00	1,432
The Chiba Bank, Ltd. (New York) 2.19%	0.00	1,432
Toyota Cr Cda 2.38% 2.38%	0.00	1,432
Nieuw Amsterdam Receivables Corporation 0%	0.00	1,431
Bank Of China Ltd.	0.00	1,431
Abn Amro Funding Usa Llc	0.00	1,430
Credit Industriel Et Commercial	0.00	1,427
Icbc Ltd New York Branch Instl 2.5% 2.5%	0.00	1,289
S A Rands	0.00	1,203
Usd C Bri P 3.93 10042018	0.00	1,196
Taiwan Dollars	0.00	1,153
Cad	0.00	1,081
Agri Bk China Ny Brh 2.5% 2.5%	0.00	1,074
Alpine Securitization 2.34% 2.34%	0.00	1,074
China Construction Bank 2.53%	0.00	1,074
Dexia Cr Loc N Y Brh 2.31% 2.31%	0.00	1,074

# Target Date Fund 2020

**Total Stocks** 6752 **Total Bonds** 10626 **Total Cash** 415

## Cash Portfolio Analysis as of 09-30-18

Security Name	Net Assets %	Market Value \$
Nationwide Building Society	0.00	1,074
Royal Bk Cda Ny Brh 2.46% 2.46%	0.00	1,074
Toyota Motor Cred 2.43% 2.43%	0.00	1,074
Manhattan Asset Funding Co. Llc	0.00	1,059
Sek	0.00	1,024
Bedford Row Fdg 2.53% 2.53%	0.00	859
Bedford Row Fdg 2.42% 2.42%	0.00	716
Industrial and Commercial Bank of China Limited, New York Branch 2.53%	0.00	716
Natixis N Y Brh lam Cp 2.5% 2.5%	0.00	716
Wells Fargo Bk Natl Assn 2.51% 2.51%	0.00	716
Cancara Asset Securitisation Llc	0.00	716
Suncorp-Metway Ltd.	0.00	715
Gbp	0.00	689
Industrial and Commercial Bank of China Limited, New York Branch 2.5%	0.00	680
New Zealand \$	0.00	673
Hkd	0.00	619
Brazilian Real	0.00	598
Korean Won	0.00	484
Chilean Peso	0.00	467
Cash & Cash Equivalents	0.00	389
Mex Nuevo Peso	0.00	387
Indian Rupee	0.00	369
Dreyfus Govt Cash Management Fund/Inst	0.00	357
Zar	0.00	347
Hkd	0.00	331
Czech Republic Koruna	0.00	323
Malaysian Ringgit	0.00	306
Miscellaneous Interest	0.00	288
Carried Interest And Performance Fees Receivable	0.00	284
Thb	0.00	282
Australian Dollar	0.00	277
Currency Contract - Usd	0.00	276
Polish Zloty	0.00	266
Colombian Peso	0.00	265
Uae Dirham	0.00	254
Hungarian Forint	0.00	246
Qatari Riyal	0.00	209
Thai Bahts	0.00	140
Philippine Peso	0.00	138
Dreyfus Govt Cash Management Fund/Inst	0.00	113
Great British Pound	0.00	110
Indo Rupiah	0.00	103
Euro	0.00	101
Australian Dollar	0.00	94
Currency Contract - Usd	0.00	94
New Turkish Lira	0.00	91
Pakistan Rupee	0.00	60
Great British Pound	0.00	38
Usd Cash	0.00	30
Aud Cash	0.00	18
Gbp Cash	0.00	18
Sgd	0.00	18
Current Income Taxes	0.00	9
Turkish Lira	0.00	8
Chf Cash	0.00	8

# Target Date Fund 2020

<b>Total Stocks</b>	<b>Total Bonds</b>	<b>Total Cash</b>
6752	10626	415

## Cash Portfolio Analysis as of 09-30-18

Security Name	Net Assets %	Market Value \$
Egyptian Pound	0.00	8
Jpy Cash	0.00	7
Cash Collateral Usd Ubfut	0.00	6
Eur	0.00	6
Usd Margin Held @ Broker	0.00	6
Hkd Cash	0.00	5
Sek	0.00	4
Federal National Mortgage Association 4.5%	0.00	4
Other Receivables	0.00	4
Jpy Cash	0.00	3
Cad Cash	0.00	3
Federal Home Loan Mortgage Corporation 4.5%	0.00	3
Federal Home Loan Mortgage Corporation 5%	0.00	3
Federal National Mortgage Association 4.5%	0.00	3
Federal National Mortgage Association 4.5%	0.00	3
Zar Cash	0.00	2
Brl Cash	0.00	2
Aud	0.00	2
Cash And Cash Equivalents	0.00	2
Hkd Cash	0.00	2
Russian Ruble	0.00	2
Brazilian Real	0.00	2
Gbp Cash	0.00	2
Nzd	0.00	2
Federal Home Loan Mortgage Corporation 5%	0.00	1
Federal National Mortgage Association 4%	0.00	1
Federal National Mortgage Association 4.5%	0.00	1
Federal National Mortgage Association 4.5%	0.00	1
Federal National Mortgage Association 4.5%	0.00	1
Dkk Cash	0.00	1
Idr Cash	0.00	1
Cash & Cash Equivalents	0.00	1
Myr Cash	0.00	1
Twd Cash	0.00	1
Nzd Cash	0.00	1
Rub Cash	0.00	1
Pln Cash	0.00	1
Usd Cash	0.00	1
Cash Collateral Usd Ubfut	0.00	1
Cash And Cash Equivalents	0.00	1
Mxn Cash	0.00	0
Czk Cash	0.00	0
Cad Margin Held @ Broker	0.00	0
Inr Cash	0.00	0
Carried Interest And Performance Fees Receivable	0.00	0
Nok Cash	0.00	0
Cnh Cash	0.00	0
Php Cash	0.00	0
Trade And Other Receivables	0.00	0
Thb Cash	0.00	0
Cash And Cash Equivalents	0.00	0
Black Rock Institutional Cash Series Usd Liquidity	0.00	0
Premier Distribution		
Aud Cash	0.00	0
Eur Cash	0.00	0
Canadian Dollar	0.00	0



# Target Date Fund 2020

<b>Total Stocks</b>	<b>Total Bonds</b>	<b>Total Cash</b>
6752	10626	415

## Cash Portfolio Analysis as of 09-30-18

Security Name	Net Assets %	Market Value \$
Clp Cash	0.00	0
Cop Cash	0.00	0
Krw/Usd	0.00	0
Pkr Cash	0.00	0
Cnh Cash	0.00	0
Interest Rate Derivatives	0.00	0
Cash Pledged As Collateral	0.00	0
Hkd Cash	0.00	0
Current Income Taxes	0.00	0
Mxn Cash	0.00	0
Other Current Assets And Prepaid Expenses	0.00	0
Huf Cash	0.00	0
Qar/Usd	0.00	0
Try Cash	0.00	0
Forward Foreign Exchange Contracts	0.00	0

# Target Date Fund 2020

Total Stocks	Total Bonds	Total Cash
6752	10626	415

## Preferred Portfolio Analysis as of 09-30-18

Security Name	Net Assets %	Market Value \$
Targa Resources Co 9.5%	0.00	6,219

# Target Date Fund 2020

<b>Total Stocks</b>	<b>Total Bonds</b>	<b>Total Cash</b>
6752	10626	415

## Other Portfolio Analysis as of 09-30-18

Security Name	Net Assets %	Market Value \$
Bridgewater All Weather Portfolio III	3.36	17,735,311
Gold 100 Oz Futr Dec18 Xcec 20181227	0.93	4,914,308
S+p500 Emini Fut Dec18 Xcme 20181221	0.43	2,269,919
Gold 100 Oz Futr Dec18 Xcec 20181227	0.21	1,091,565
Brent Crude Futr Jan19 Ifeu 20181130	0.18	944,245
Wti Crude Future Jan19 Xnym 20181219	0.17	877,488
Natural Gas Futr Mar19 Xnym 20190226	0.16	862,809
Wti Crude Future Nov18 Xnym 20181022	0.16	838,305
Topix Index Fut Dec18	0.14	732,019
Soybean Future Nov18 Xcbt 20181114	0.12	657,490
Corn Future Dec18 Xcbt 20181214	0.12	629,573
Copper Future Dec18 Xcec 20181227	0.12	627,894
Ftse 100 Idx Fut Dec18	0.11	578,815
Soybean Future Jan19 Xcbt 20190114	0.10	533,926
Euro Stoxx 50 Fut Dec18	0.10	531,099
Copper Future Dec18 Xcec 20181227	0.10	514,449
S&P 500 Emini Fut Dec18	0.09	466,485
Russ 2000 Idx Fut Dec18	0.09	463,556
Hang Seng Index Fut Oct18	0.08	448,279
Lme Pri Alum Futr Jan19 Xlme 20190114	0.08	447,563
Gasoline Rbob Fut Jan19 Xnym 20181231	0.08	436,648
Live Cattle Futr Dec18 Xcme 20181231	0.08	433,817
Ny Harb Ulstd Fut Jan19 Xnym 20181231	0.08	428,094
Wheat Future(Cbt) Dec18 Xcbt 20181214	0.07	389,245
Euro Stoxx 50 Dec18 Xeur 20181221	0.07	359,504
Silver Future Dec18 Xcec 20181227	0.06	315,143
Lme Nickel Future Nov18 Xlme 20181119	0.06	297,050
Soybean Meal Futr Jan19 Xcbt 20190114	0.06	295,592
Lme Nickel Future Jan19 Xlme 20190114	0.05	285,424
Sugar 11 (World) Mar19 Ifus 20190228	0.05	265,478
Lme Zinc Future Nov18 Xlme 20181119	0.05	260,727
Lme Zinc Future Jan19 Xlme 20190114	0.05	245,714
Soybean Oil Futr Jan19 Xcbt 20190114	0.05	240,435
Coffee 'c' Future Dec18 Ifus 20181218	0.04	210,677
Gasoline Rbob Fut Nov18	0.03	184,099
Lean Hogs Future Dec18 Xcme 20181214	0.03	170,735
Kc Hrw Wheat Fut Dec18 Xcbt 20181214	0.03	154,414
Cotton No.2 Futr Dec18 Ifus 20181206	0.03	143,961
Gold 100 Oz Fut Dec18	0.03	140,099
Titulos De Tesoreria B Bonds 07/24 10	0.03	133,946
Brent Crude Fut Dec18	0.02	126,777
Ftse 100 Idx Fut Dec18 Hfl 20181221	0.02	111,521
Spi 200 Futures Dec18 Xsfe 20181220	0.02	95,989
Silver Fut Dec18	0.02	85,349
Wti Crude Fut Nov18	0.01	78,576
HSBC Holdings plc 6.38%	0.01	77,336
Green REIT Ord	0.01	71,525
Chartwell Retirement Residen Unit	0.01	67,349
Barclays PLC 4.34%	0.01	55,716
Cargill Commodity Link N	0.01	54,383
Enbridge Incorporation 6%	0.01	54,373
Jp Morgan Structured Products Jpm Cw19 Shanghai	0.01	45,979
Inte		
Ny Harbor Ulstd Fut Feb19	0.01	43,264
Bntnf 10 01/01/23	0.01	39,980
Argentina	0.01	32,383

# Target Date Fund 2020

	Total Stocks 6752	Total Bonds 10626	Total Cash 415
<b>Other Portfolio Analysis</b> as of 09-30-18			
Security Name	Net Assets %	Market Value \$	
Univision Communications 2017 Replacement Repriced New	0.01	31,968	
Dominican Republic Stp	0.01	31,473	
Jp Morgan Structured Products Jpm Cw21 Anhui Conch C	0.01	31,114	
Security Not Found In Security Table	0.01	30,524	
Jp Morgan Structured Products Jpm Cw19 Kweichow Mout	0.01	28,099	
Chesapeake Energy Corporation 5.5%	0.00	26,230	
Argentina	0.00	19,554	
Australian \$	0.00	19,282	
Jpmorgan Chase & Co	0.00	18,864	
H+r Real Estate Inv Reit Uts Reit	0.00	16,780	
Soaf 5 7/8 06/22/30	0.00	16,093	
Jp Morgan Structured Products Jpm Cw21 Han S Laser T	0.00	14,678	
Argentina	0.00	13,601	
Valeant Pharmaceuticals Intl I Initial Term	0.00	9,002	
Klepierre Reit Eur1.4	0.00	8,720	
Apex Tool Group Llc	0.00	8,408	
Wendel Ord	0.00	7,928	
Nabors Industries, Inc.	0.00	7,876	
Dominican Republic Stp	0.00	6,993	
Action	0.00	6,302	
Commodity Strategy 1452	0.00	5,348	
LXB Retail Properties Ord	0.00	5,155	
Akbank T.A.S. 7.2%	0.00	4,856	
SolarCity Corporation 1.62%	0.00	2,705	
Scandlines	0.00	2,452	
Royal Bank of Scotland Group plc 4.52%	0.00	2,402	
Australian \$	0.00	2,281	
S&P500 Emini Fut Dec17	0.00	2,261	
Other Assets	0.00	1,762	
Barclays PLC 4.34%	0.00	1,666	
Jctabqsesvjpm Gasoil Swap	0.00	1,610	
Nat Gas Season Barnl Swap	0.00	1,394	
Exeter Industrial Value Fund	0.00	1,372	
Security Not Found In Security Table	0.00	1,133	
Basic-Fit	0.00	824	
Wp	0.00	745	
Audley Travel	0.00	711	
Ms Aluminum Roll Swap	0.00	708	
Q Holding	0.00	699	
Royal Bank of Canada 4.65%	0.00	616	
Cirtec Medical	0.00	580	
Hans Anders	0.00	577	
Hiv8 Future Trs	0.00	519	
Schlemmer Group	0.00	464	
Ponroy Santé	0.00	443	
Aes Engineering	0.00	424	
Bo Concept	0.00	418	
Formel D	0.00	406	
Acr	0.00	394	
Floreasca Business Park, 169a Floreasca Street Bucharest Romania	0.00	393	
Tato	0.00	348	
Lampenwelt	0.00	339	
Aspen Pumps	0.00	330	
Investments At Fair Value	0.00	308	
Promenada Mall Braila, Sat Varsatura Braila Romania	0.00	276	

# Target Date Fund 2020

<b>Total Stocks</b>	<b>Total Bonds</b>	<b>Total Cash</b>
6752	10626	415

## Other Portfolio Analysis as of 09-30-18

Security Name	Net Assets %	Market Value \$
Retail Park Auchan Pitesti, 65b Geamana Arges Romania	0.00	265
Euro-Diesel	0.00	250
Tobira Therapeutics Cvr	0.00	232
Mall Gallery I	0.00	224
City Business Centre, 10c Brediceanu Timisoara Romania	0.00	195
Schulman A	0.00	148
Ploiesti Shopping City, Sat Blejois Prahova Romania	0.00	147
Mall Gallery li	0.00	145
Investment Property Held For Sale	0.00	108
Other Current Assets	0.00	104
Treasury Money Market Master Portfolio	0.00	66
Tobira Therapeutics Cvr	0.00	52
Victoriei Obce, 8 Aviatorilor Blvd, Bucharest, Romania	0.00	49
Rasnov Industrial Facility, 1a Campului Street Brasov Romania	0.00	44
Atrium European Cooperatief U.A.	0.00	41
Harvey Norman Hldgs. Rt	0.00	37
Brasov, 105 Bucuresti Street Brasov Romania	0.00	36
Schulman A	0.00	33
Brasov, 3 Kogalniceanu Street Brasov Romania	0.00	24
Brasov Shopping City, 105 Bucuresti Street Brasov Romania	0.00	23
Atrium Poland Real Estate Management Sp. Z O.O.	0.00	21
Otopeni Warehouse, 11c Vlaicu Ilfov Romania	0.00	20
Bucharest, 23 Elisabeta Street Bucharest Romania	0.00	17
Leipzig, 123 Mockauerstrasses Leipzig Germany	0.00	15
Cluj Business Centre, 77, 21 Decembrie 1989 Street, Cluj, Romania	0.00	14
Hipotecaria Stock	0.00	14
Munich, 7 Silberhornstrasse Munich Germany	0.00	12
Galati Shopping City, 251 George Cosbuc Blvd, Galati, Romania	0.00	11
Bruckmühl, 15a Pettenkoferstrasses Bruckmühl Germany	0.00	11
Zalau, 19 Unirii Street Salaj Romania	0.00	10
Craiova, 15b Buzesti Street Dolj Romania	0.00	10
Möln, 127a+b Wasserkrüger Möln Germany	0.00	9
Manhattan Real Estate Management, S.R.O.	0.00	8
Galati, 31 Brailei Street Galati Romania	0.00	7
Buzau, 2 Balcescu Street Buzau Romania	0.00	7
Slatina, 1 Vladimirescu Street Olt Romania	0.00	7
Baia Mare, 18 Unirii Street Maramures Romania	0.00	6
Sfantu Gheorghe, 33-37, 1 Decembrie Street Covasna Romania	0.00	6
Deva, 18 Maniu Street Hunedoara Romania	0.00	6
Targoviste, 227 Domneasca Street Dambovita Romania	0.00	5
Eilenburg, 34-35 Grenzstrasses Eilenburg Germany	0.00	5
Alba Iulia, 29 Ic Bratianu Street Alba Romania	0.00	5
Slobozia, 13 Chimiei Street Ialomita Romania	0.00	5
Frankfurt, 10-24 Battonnstrasses Frankfurt Germany	0.00	5
Resita, 4, 1 Decembrie Street Caras-Severin Romania	0.00	4
Action	0.00	4
Manhattan Real Estate Management Kft.	0.00	4
Targu Mures, 2 Bolyai Street Mures Romania	0.00	4
Calarasi, 27 Progresului Street Calarasi Romania	0.00	4
Ploiesti Shopping City Extension, Sat Blejoi, Prahova, Romania	0.00	4

# Target Date Fund 2020

**Total Stocks** 6752      **Total Bonds** 10626      **Total Cash** 415

## Other Portfolio Analysis as of 09-30-18

Security Name	Net Assets %	Market Value \$
Vulcan Value Centre, 88 Sebastian Street, Bucharest, Romania	0.00	4
Alexandria, 63 Colfescu Street Teleorman Romania	0.00	3
Sibiu, 69, 1 Decembrie Street Sibiu Romania	0.00	2
Kaufland Value Extension, Alexandria, Teleorman, Romania	0.00	2
GIMV NV Ord	0.00	2
Iasi, 4 Strapungerii Street Iasi Romania	0.00	2
Befimmo SA Act	0.00	2
Bacau, 5 Balcescu Street Bacau Romania	0.00	2
Scandlines	0.00	2
Deutsche Beteiligungs AG Ord	0.00	1
Other Assets	0.00	1
Manhattan Real Estate Management Sk S.R.O.3	0.00	1
Floreasca Business Park, 169a Floreasca Street Bucharest Romania	0.00	1
Investments At Fair Value	0.00	1
Brasov Shopping City Extension, 105 Bucuresti Street, Brasov, Romania	0.00	1
Promenada Mall Braila, Sat Varsatura Braila Romania	0.00	1
Retail Park Auchan Pitesti, 65b Geamana Arges Romania	0.00	1
Basic-Fit	0.00	1
Morrisons, Sittingbourne	0.00	1
Eaglewood Spvi Lp	0.00	0
Wp	0.00	0
Audley Travel	0.00	0
City Business Centre, 10c Brediceanu Timisoara Romania	0.00	0
Q Holding	0.00	0
Marks & Spencer, Castle Donington	0.00	0
Cirtec Medical	0.00	0
Hans Anders	0.00	0
Ploiesti Shopping City, Sat Blejois Prahova Romania	0.00	0
Next, Doncaster	0.00	0
Schlemmer Group	0.00	0
Ponroy Santé	0.00	0
Fairway Master Fund Lp	0.00	0
Aes Engineering	0.00	0
Bo Concept	0.00	0
Formel D	0.00	0
Acr	0.00	0
Investment Property Held For Sale	0.00	0
Sainsbury's, Leeds	0.00	0
The Range, Thorne	0.00	0
Kaufland Value Extension, Sfantu Gheorghe Covasna Romania	0.00	0
Tato	0.00	0
Lampenwelt	0.00	0
Aspen Pumps	0.00	0
Rolls-Royce Motor Cars, Bognor Regis	0.00	0
Euro-Diesel	0.00	0
Kuehne & Nagel, Dove Valley Park	0.00	0
Dhl, Skelmersdale	0.00	0
Tesco, Chesterfield	0.00	0
Tesco, Didcot	0.00	0
L'oréal (UK), Trafford Park	0.00	0

# Target Date Fund 2020

<b>Total Stocks</b>	<b>Total Bonds</b>	<b>Total Cash</b>
6752	10626	415

## Other Portfolio Analysis as of 09-30-18

Security Name	Net Assets %	Market Value \$
Mekonomen Ab	0.00	0
Victoriei Obce, 8 Aviatorilor Blvd, Bucharest, Romania	0.00	0
Tesco, Middleton	0.00	0
Rasnov Industrial Facility, 1a Campului Street Brasov Romania	0.00	0
Other Assets	0.00	0
Dhl, Langley Mill	0.00	0
Brasov, 105 Bucuresti Street Brasov Romania	0.00	0
Other Current Assets	0.00	0
Wolseley, Ripon	0.00	0
Brasov, 3 Kogalniceanu Street Brasov Romania	0.00	0
Brasov Shopping City, 105 Bucuresti Street Brasov Romania	0.00	0
Otopeni Warehouse, 11c Vlaicu Ilfov Romania	0.00	0
Bucharest, 23 Elisabeta Street Bucharest Romania	0.00	0
Leipzig, 123 Mockauerstrasses Leipzig Germany	0.00	0
Cluj Business Centre, 77, 21 Decembrie 1989 Street, Cluj, Romania	0.00	0
Munich, 7 Silberhornstrasse Munich Germany	0.00	0
Atrium Romania Real Estate Management Srl	0.00	0
Galati Shopping City, 251 George Cosbuc Blvd, Galati, Romania	0.00	0
Bruckmühl, 15a Pettenkoferstrasses Bruckmühl Germany	0.00	0
Zalau, 19 Unirii Street Salaj Romania	0.00	0
Craiova, 15b Buzesti Street Doj Romania	0.00	0
Möln, 127a+b Wasserkrüger Möln Germany	0.00	0
Manhattan Gayrimenkul Yönetimi Limited Sirketi	0.00	0
Galati, 31 Brailei Street Galati Romania	0.00	0
Buzau, 2 Balcescu Street Buzau Romania	0.00	0
Slatina, 1 Vladimirescu Street Olt Romania	0.00	0
Baia Mare, 18 Unirii Street Maramures Romania	0.00	0
Broadvale Holdings	0.00	0
Sia Manhattan Real Estate Management	0.00	0
Sfantu Gheorghe, 33-37, 1 Decembrie Street Covasna Romania	0.00	0
Deva, 18 Maniu Street Hunedoara Romania	0.00	0
Targoviste, 227 Domneasca Street Dambovita Romania	0.00	0
Eilenburg, 34-35 Grenzstrasses Eilenburg Germany	0.00	0
Alba Iulia, 29 Ic Bratianu Street Alba Romania	0.00	0
Slobozia, 13 Chimiei Street Ialomita Romania	0.00	0
Frankfurt, 10-24 Battonnstrasses Frankfurt Germany	0.00	0
Resita, 4, 1 Decembrie Street Caras-Severin Romania	0.00	0
Targu Mures, 2 Bolyai Street Mures Romania	0.00	0
Calarasi, 27 Progresului Street Calarasi Romania	0.00	0
Ploiesti Shopping City Extension, Sat Blejoi, Prahova, Romania	0.00	0
Vulcan Value Centre, 88 Sebastian Street, Bucharest, Romania	0.00	0
Alexandria, 63 Colfescu Street Teleorman Romania	0.00	0
Sibiu, 69, 1 Decembrie Street Sibiu Romania	0.00	0
Kaufland Value Extension, Alexandria, Teleorman, Romania	0.00	0
Iasi, 4 Strapungerii Street Iasi Romania	0.00	0
Bacau, 5 Balcescu Street Bacau Romania	0.00	0
Brasov Shopping City Extension, 105 Bucuresti Street, Brasov, Romania	0.00	0
Kaufland Value Extension, Sfantu Gheorghe Covasna Romania	0.00	0