




















* Please send the three tasks highlighted in yellow to your teacher for feedback via email or Google Classroom.

* All tasks with a green star symbol are ones that have a worksheet available in the worksheet pack. Worksheets are labelled with the corresponding day of the week. ★

Warrabee Public School Kindergarten Term 4 Week 1

	Monday	Tuesday	Wednesday	Thursday	Friday					
Task	PD/HPE - Choose a mindfulness or gratitude activity (see worksheet pack or click here) to do each morning.									
Morning	<p>October Long Weekend Public Holiday</p> <p>English Phonics This week we are learning the split digraph 'a_e'. It is also called the Bossy or Magic e.</p> <table border="1"> <tr> <td> cake</td> <td> wave</td> <td> gate</td> </tr> <tr> <td> tape</td> <td> case</td> <td> name</td> </tr> </table> <p>Watch the lesson video on your Google Classroom and this Youtube video: https://youtu.be/jkycxr-joDk ★</p> <p>Complete the 'a_e' worksheets.</p> <p>Handwriting ★ Practise writing this sentence - check your capitals, spaces and fullstops. Mum made a cake to put on the plate.</p>	 cake	 wave	 gate	 tape	 case	 name	<p>English Phonics Watch these Youtube videos: https://youtu.be/tp_iuG2uHY4 https://youtu.be/RBvKIWIxs4M</p> <p>Complete the 'a_e' Read and Write worksheet and solve the maze. ★</p> <p>Handwriting Practise writing this sentence - check your capitals, spaces and fullstops. The whale was safe in the lake from the snake. ★</p> <p>Writing Today we are going to write a recount of your holidays. Have a look at the teaching video before you do your writing. ★</p>	<p>English Phonics Watch this Youtube video on the short and long vowel a: https://youtu.be/hqJAOSOrGKM</p> <p>Complete the Read and Draw worksheet. ★</p> <p>Play the game: 'Find the Flower' ★</p> <p>Handwriting Practise writing this sentence - check your capitals, spaces and fullstops. ★ Jake was late to meet his mate for a game in the cave.</p>	<p>English Dictation ★ Ask your parent helper to slowly read this sentence. Have a go writing it without any help. You may like to try the extension sentence.</p>  <p>The tame ape will race the brave whale across the lake.</p> <p>Extension sentence: After he wakes the tame ape will once again race the brave whale across the great lake.</p>
 cake	 wave	 gate								
 tape	 case	 name								

Reading

Try reading the sentence of the week. It is included in the worksheet pack.



After he wakes the tame ape will once again race the brave whale across the great lake.

How many a_e words can you find?

This week the new sight words are **great**, **across** and **after**.



Try writing the a_e words and the new sight words. You may like to use your handwriting worksheet.

Reading

Click on this link or see the pdf book in your google classroom stream and read the book 'Things I Like To Do'

<https://www.speldsa.org.au/APS-Set-8>


Have a look at the questions at the end.

Reading

See the pdf book in your google classroom stream and read the book 'Sam has a pain'.

Have a look at the questions at the end.

Practise reading our sentence of the week.



After he wakes the tame ape will once again race the brave whale across the great lake.

Library

Check your Google Classroom for a message from Mrs O'Donnell. Listen to the recording of [The Feelings Book.webm](#) and complete the matching worksheet. Feelings song

<https://www.youtube.com/watch?v=-J7HcVLsCrY>

Writing



Practise reading our sentence of the week.

Now try writing it:



The tame ape will race the brave whale across the lake.

You may like to try the Extension sentence:

After he wakes the tame ape will once again race the brave whale across the great lake.

Reading

Click on this link or see the pdf book in your google classroom stream and read the book 'The Old Blue Bike'

<https://www.speldsa.org.au/APS-Set-8>

Have a look at the questions at the end.

Phonics

Watch this Youtube video on the long vowel a:

<https://youtu.be/bctrC21Owk>



Complete the Magic e Find and Colour worksheet.

Play the game: Four in a Row

Writing

Finding adjectives



Can you think of adjectives using your 5 senses to describe this object?





Have a look at the teaching video before you write your words.

Reading

Click on this link and listen to the story 'There's a Snake in my School':

<https://youtu.be/uiyAWLZUgQU>

Read a book on Wushka. Do the quiz at the end.

<p>Daily Fitness</p>		<p>This week can you make a circuit of these activities: ★</p>  <p>Squats, push ups, star jumps, dance moves, sit ups and lunges. You could also make a mystery move. Record how many you do each day.</p>	<p>This week can you make a circuit of these activities: ★</p>  <p>Squats, push ups, star jumps, dance moves, sit ups and lunges. You could also make a mystery move. Record how many you do each day.</p>	<p>This week can you make a circuit of these activities: ★</p>  <p>Squats, push ups, star jumps, dance moves, sit ups and lunges. You could also make a mystery move. Record how many you do each day.</p>	<p>This week can you make a circuit of these activities: ★</p>  <p>Squats, push ups, star jumps, dance moves, sit ups and lunges. You could also make a mystery move. Record how many you do each day.</p>
<p>Break</p>	<p>Break</p>	<p>Break</p>	<p>Break</p>	<p>Break</p>	<p>Break</p>
<p>Middle</p>		<p>Mathematics ★</p> <p>Warm up:</p> <p>Counting revision by 1s to 100 https://www.youtube.com/watch?v=1dkPouLWCyc https://www.youtube.com/watch?v=e0dJWfQHF8Y</p> <p>Odd and even numbers</p> <p>Watch this Numberblocks video on odd and even numbers: https://drive.google.com/file/d/1yRvHcbqgxT5bHpRbXVu61VBPtQJR X0gT/view?usp=sharing</p> <p>Use the interactive hundreds chart on abcya or the paper 120s chart</p>	<p>Mathematics ★</p> <p>Warm up:</p> <p>Counting revision by 2s and 5s https://www.youtube.com/watch?v=OCxvNtrcDIs https://www.youtube.com/watch?v=r176jXYwct8</p> <p>Odd and even numbers</p> <p>Watch this YouTube video: https://www.youtube.com/watch?v=oeslNcpSuZc</p> <p>In the video they grouped objects into 2s to see if the number was even or odd.</p> <p>Odds and Evens Sandcastles Activity - colouring in</p>	<p>Mathematics</p> <p>Number assessment</p> <p>Ask Mum or Dad to film you.</p> <p>Counting Forwards (Film all the ones you can do)</p> <ul style="list-style-type: none"> * Start counting from 1 (stop at 32) * Start counting from 62 (stop at 73) * Start counting at 96 (stop at 113) <p>Counting Backwards (Film the one you can do best)</p> <ul style="list-style-type: none"> * Count backwards from 10 * Count backwards 20 	<p>Mathematics ★</p> <p>Number 101</p> <p>Today we are learning about the number 101.</p> <p>Watch the maths lesson video on Google Classroom.</p> <p>Watch this video to help you count to 150. https://www.youtube.com/watch?v=4htW_ZIZoFk</p> <ul style="list-style-type: none"> - Can you count to 101? - Can you find the number 101 on a hundreds chart?

from Friday's maths activity to colour the odd and even numbers.

https://www.abcya.com/games/interactive_100_number_chart

Using one colour of your choice click on the odd numbers: numbers ending in 1,3,5,7,9. It will begin to look like this:

1	2	3	4	5	6	7	8	9	10
11	12	13	14	15	16	17	18	19	20
21	22	23	24	25	26	27	28	29	30
31	32	33	34	35	36	37	38	39	40
41	42	43	44	45	46	47	48	49	50
51	52	53	54	55	56	57	58	59	60

Then colour the even numbers: numbers ending in 0,2,4,6,8, in a different colour. **Even numbers can be split into 2 equal groups or groups of 2 with none left over.**

It will begin to look like this:

1	2	3	4	5	6	7	8	9	10
11	12	13	14	15	16	17	18	19	20
21	22	23	24	25	26	27	28	29	30
31	32	33	34	35	36	37	38	39	40
41	42	43	44	45	46	47	48	49	50
51	52	53	54	55	56	57	58	59	60

Complete the Caterpillar Odd and Even Numbers worksheet.

Extension:

Odd Socks Activity for Odds and Evens worksheet.

And/or: Complete 30 minutes of activities on Mathletics or Mathseeds.

What's for Dinner? worksheet

Extension:

Odd and even number cut and paste

And/or: Complete 30 minutes of activities on Mathletics or Mathseeds.

- * Count backwards from 30
- * Count backwards from 103

Extension:

Skip counting (Film yourself skip counting)

- * Count to 30 by 2's
- * Count to 50 by 5's
- * Count to 100 by 10's

And/or: Complete 30 minutes of activities on Mathletics or Mathseeds.

- How many hundreds, tens and ones make up 101? How many tens and ones would we need to make 101 if we didn't use a hundreds block?

- See if you can work out these sums. $101 + 1 = ?$ $101 - 1 = ?$ $101 + 10 = ?$ $101 - 10 = ?$ You can use the hundreds chart in the worksheet pack to help you.

- Can you write the tally marks for 101?

Complete the number of the day sheet for 101.

Extension: Complete the extension number of the day sheet for the number **1,001**.

Can you fill in the missing numbers in the 101 - 200 hundreds chart?

And/or: Complete 30 minutes of activities on Mathletics or Mathseeds.

Break

Break

Break

Break

Break

Break

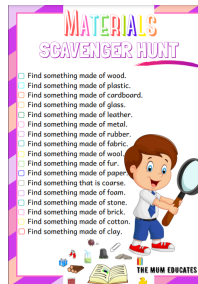
Afternoon

**Science - Material World.
What are things made of?**

In Science, materials means 'anything that things are made from'. We are going to learn how to look closely at the materials around our homes. ★

Watch the video in your google classroom and if possible, make yourself some binoculars or a telescope.

Use the worksheet to go on a scavenger hunt to look for different materials.



Art/Craft

Folding a Paper Plane:

Can you make a paper plane?

All you need is a piece of rectangular paper. Any size or weight or colour will do. Make your folds very crisp by pressing down firmly on the edges which you fold. Follow these instructions and you will have your own flying plane! You can decorate it however you choose. You could measure how far it flies.



<https://www.youtube.com/watch?v=7KPaxKUDj6l>

Geography

Why is the land so important to Aboriginal people?

Listen to the story *You and Me Murrawee*.

<https://www.youtube.com/embed/ke2M7Ywl2g8>

This story is about a young girl who is camping on the river with her family just like Murrawee would have done 200 years ago. Did you notice they have similar adventures in the bush?

Your activity this week is to choose 3 activities from the story that Murrawee and the young girl both liked to do when they are in the bush exploring and having adventures. Maybe it was running to the river, drawing pictures in the sand, cooking dinner or camping.

Activity: Use the worksheet to draw them doing these activities and write a short sentence about what they are doing.

SISA - Gymnastics Lesson
Balance with Mr Tim and Miss Holly

<https://video.link/w/4TP8c>

Drama:

Emotions - Making Faces

Here is a great game for you to play. Stand in front of a mirror. Without saying a word or moving your body can you use your face to show emotions? Can you make a happy face and a sad face. Try showing surprise, anger, frustration, joy, sleepiness, sickness, feelings of being scared and frightened. What parts of your face moved? You can move your eyebrows, eyes, nose, mouth and some people can even move their ears! Then you can make faces in front of a parent or friend and see if they can guess which emotion you are showing. Have fun!

STEM

Check out your google classroom for Mr Cooper's STEM video.

**Optional
Activities**

Love decodable readers? Try these links:

<https://portal.flyleafpublishing.com/learners-resources/?fbclid=IwAR2h7YZrx-o1axCNmEJdnoCs7Gi-nyzoRH4hMWJMIlyzIGUk95I10w6n5-4>

https://rolls.bublup.com/abctutor/free-decodable-books?fbclid=IwAR3NHOL2JqIkKyfWoaPSPShwFvsoODg3h8Gog7-It_KcB8_H4LCUwvpeccc

Maths games ideas - <https://www.lovemaths.me/games>

Reading Eggs - <https://readingeggs.com.au/>

Sight Words - This week you could continue with your sight words or revise those you have already learnt. You may like to try writing some, putting them in sentences or searching for them in books.

Art Ideas - <https://www.youtube.com/user/ArtforKidsHub/playlists>

Do you have access to technology? Try the following - *Live Feeds, Virtual Tours and Educational Shows*

ABC Education TV Schedule

<https://www.abc.net.au/cm/lb/13546218/data/abc-tv-education-term-4-2021---daily-schedule-data.pdf>

NSW Department of Education

Connect and learn together with us from home! Tune in every day at 10am AEST: <https://education.nsw.gov.au/parents-learning-at-home>

NSW DoE Kindergarten Maths Teaching Videos

<https://sites.google.com/education.nsw.gov.au/get-mathematical-early-stage-1/targeted-teaching>

<https://sites.google.com/education.nsw.gov.au/get-mathematical-early-stage-1/contexts-for-practise>

Australian Reptile Park (via facebook or instagram) - 10am and 2pm Daily

Taronga Zoo Live Cams - <https://taronga.org.au/taronga-tv>

Art Gallery NSW - <https://togetherinart.org/kids/>