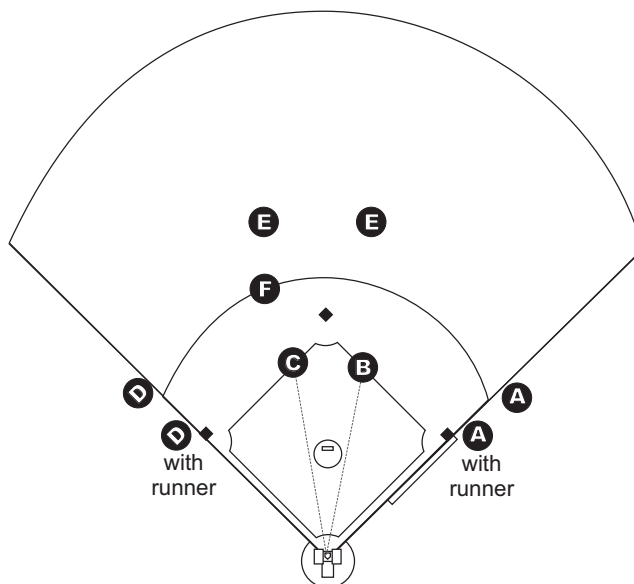


It is expected that the umpire is thoroughly familiar with 2 and 3 umpire mechanics. Because the mechanics for four umpires builds upon the skills learned and used in the 2 and 3 umpire systems, certain plays and mechanics are not covered in this section. That does not mean that those mechanics do not apply. They just are not repeated in this section.

- Someone goes out on ALL fly balls
- If you go out on a fly ball, *STAY OUT*
- If U2 is in position “E” or “F”, then U2 is the “KEY” to determining responsibility for a fly ball in the outfield
- If U2 is in position “B” or “C”, then fly ball coverage is the same as in 3-umpire mechanics and U3 is the “KEY” to determining responsibility for a fly ball in the outfield
- If U1, U2, or U3 go out on a fly ball, the remaining umpires revert to 3-umpire mechanics
- Check swings appeals go to U1 on right handed batter and U3 on left handed batters
- Move, go out on fly balls, PL should rarely stay planted at the plate
- Any time U2 or U3 must move into the infield toward second base, U1 should move into the infield and be ready to move to second base in case something happens to prevent the other umpire from reaching second base
- Cover your partner (“Fill the Hole”) if a rotation is missed or if your partner falls down, is injured, etc. Understand that mistakes and unusual things will happen. You can discuss what happened when the game is over, but for the moment, **FILL THE HOLE** and **MAKE THE CALL**.
- Communicate with your partners.....often
- Try to keep an umpire ahead of the lead runner and the next play.
- The ideal is to have one umpire ahead of the runner, one umpire with the runner making the call, and one umpire behind the runner.
- With no runners on base or a runner on 1st base only, the rotation is to the LEFT
- With a runner on 2nd or 3rd base, PL will stay at the plate. If U3 goes “out”, the rotation for U1 and U2 is to the RIGHT. *This is known as a “slide and is the same movement used in 3-umpire mechanics.*
- **Anytime** there is a runner on first base and no runner on second, U2 will be in Position “Deep “B” or Deep C”
- **Anytime** there is a runner on first and second base, U2 will be in position “Deep B”
- U2 will use “Position F” ONLY when then there is a runner on third only. “Position F” will not be used if there is a runner on first base or second base, regardless of how many other runners there may be.
- If U2 is in the infield (position “B” or “C”), U2 has no fly ball responsibility. U2 never crosses the dirt to go out on a fly ball
- If U2 is in position “F”, then U2 has fly ball responsibility in the “V” and will go out on a fly ball in that area



Regardless of which position the base umpire is using, he should always keep his chest facing the plate. If the base umpire is in Position Shallow A or Shallow D with a runner on base, then the umpire should square up to the pitcher. Once the pitcher has committed to the pitch, he should quickly turn to face the plate. This is best accomplished by simply pivoting on the outside foot and moving the foot nearest the foul line even with it. Remember, you must be set before the pitch gets to the plate so your eyes have time to refocus. If the pitcher is too quick for this technique, you may only have time to turn your head as he starts the pitch.

The umpires has several responsibilities while in any of these positions:

- The pitcher (balks, illegal actions, etc.)
- Check swing by the batter
- Batter hit by batted ball (in either fair or foul territory)
- Pickoff by the pitcher at any base
- Return throw to any base by the catcher

It is critical that the base umpires be squared up to the plate in order to assist the plate umpire with these calls. If a base umpire observes something, such as a batter struck by a batted ball, that would cause the ball to become dead, he should give the plate umpire time to make the call. If the plate umpire does not do so, then the base umpire should, emphatically and loudly, call TIME. Do not call it a foul ball or anything else. Simply call TIME and then get together with your partner, explain what you saw, and sort out what happened. The plate umpire may have seen something in addition to what the base umpire saw, such as catcher interference or the batter being in fair territory, which may impact the play/call.

When in position “Deep A” and “Deep D”, umpires should learn and use a technique known as *stepping into the pitch*. As the pitcher prepares to pitch, the umpire should take one or two steps forward and then come to a set position facing the plate before the pitch is made. This movement helps keep the base umpire “in the game” and ensures that he is concentrating on the pitch, the swing by the batter, and the subsequent play, if any. This technique takes some practice to get the timing down and is a bit different with each pitcher.

When the pitch is made, the base umpires should shift their focus from the pitcher to the batter. The focus should be on the bat, not the pitch itself. The plate umpire will call the pitch a strike or a ball. The base umpires, by focusing on the bat, will be in a position to more readily assist on a check swing, see the batter being hit by the

batted ball, and be able to more easily see the ball if it is hit. Don't allow yourself to get tunnel vision by focusing solely on the bat. The bat is the primary focal point, but you must still be able to observe the entire area of the plate in order to fulfill all of your responsibilities as a base umpire. Once the pitch is over, don't lose your focus, especially if there are runners on base. A catcher may very well throw back to an occupied base and you need to be ready to move appropriately and make the call.

On a third strike, the base umpires should be observant as to whether or not the ball was caught by the catcher or whether it hit the ground first. Umpires should, in their pre-game conference, make sure they know how this will be handled between them. A subtle signal, such as an open hand or a finger pointing downward for no-catch or a fist for a catch, can be given by the base umpire for the plate umpire's reference if he needs it. The base umpire should not make a call in this instance, but should, if possible, indicate what he saw so the plate umpire can quickly look at him if he is unsure if the pitch was caught or bounced first. The base umpire on the "open" side of the batter usually has the best opportunity to observe this.

The same holds true for a pitch that is fouled by the batter. The base umpire should be observant as to whether the ball goes directly to the catcher's glove if it is a possible foul tip. If the ball is not caught or does not go directly to the catcher's glove first, and the plate umpire does not see it, then the base umpire should call TIME and then let the plate umpire know what he observed.

There are a number of other observations that the base umpire must be prepared for which, while unusual, do happen on occasion. This includes a pitch that gets caught in the catcher's gear, usually behind the chest protector and a ball getting lodged in the backstop fence or bounding over the backstop.

Some fields have unusual configurations behind the plate, such as overhanging nets, which may require that the base umpire watch for contact in the event of a popup behind the plate. These items should be covered in the pre-game conference so both umpires know who is going to do what in those circumstances.

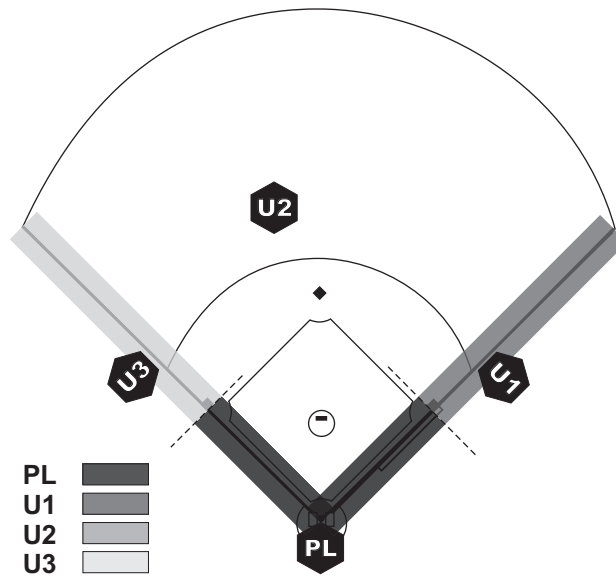
Position Shallow A	This position is used by U1 anytime there is a runner on first base. The umpire will be in foul territory with his right foot near to the foul line. He should be about ten (10) to twelve (12) feet behind first base in a position that provides him with a good angle for the pickoff at first and will allow him to observe the pitcher.
Position A	This position is used by U1 with no runners on base. The umpire will be in foul territory with his right foot adjacent to the foul line. He should be about ten (10) feet behind the first baseman and will be squared up facing the plate. If the first baseman is playing "deep", then this distance can be reduced, but the umpire should always remain behind the first baseman at least 3-6 feet to avoid interfering with a play by the first baseman. Stepping into the pitch: <i>As the pitcher prepares to pitch, the umpire should take one or two steps forward and then come to a set position facing the plate. This movement helps keep the base umpire "in the game" and ensures that he is concentrating on that pitch and subsequent play, if any.</i>
Position B	This position is not used in the 4-umpire system.

<p>Position Deep B</p>	<p>This position is used by U2 when there is a runner on 2nd base or, optionally, when there is a runner on 1st only or runners on 1st and 3rd.</p> <p>The umpire will be at the edge of the grass straddling a line running from the plate through the edge of the pitcher's mound. He will be squared up and facing the plate. He should never have his body/chest facing first base while the pitcher is preparing to pitch. When the pitcher intentionally addresses the pitcher's plate, the base umpire should assume a set position with his hands on his knees. The umpire should never remain standing once the pitcher addresses the pitcher's plate. Remember that the defensive players need to be able to see over the top of you. Don't block their view. If a fielder asks you to move to the left or right so that you do not interfere with his view, then the umpire should make every attempt to accommodate that request. The umpire should not, however, let a player move him so much that he is so far out of position that he cannot fulfill his responsibilities. Remember, a step forward or backward along the line of sight to the plate often accomplishes the same thing as moving to the left or right.</p>
<p>Position C</p>	<p>This position is not generally used in the 4-umpire system.</p>
<p>Position Deep C</p>	<p>This position is used by U2 whenever there runners on first, or first and third</p> <p>The umpire will be at the edge of the grass straddling a line running from the plate through the edge of the pitcher's mound. He will be squared up and facing the plate. He should never have his body/chest facing first base while the pitcher is preparing to pitch. When the pitcher intentionally addresses the pitcher plate, the base umpire should assume a set position with his hands on his knees. The umpire should never remain standing once the pitcher addresses the pitcher's plate. Remember that the defensive players need to be able to see over the top of you. Don't block their view. If a fielder asks you to move to the left or right so that you do not interfere with his view, then the umpire should make every attempt to accommodate that request. The umpire should not, however, let a player move him so much that he is so far out of position that he cannot fulfill his responsibilities. Remember, a step forward or backward along the line of sight to the plate often accomplishes the same thing as moving to the left or right.</p>
<p>Position Shallow D</p>	<p>This position is used by U3 when there is a runner on third base.</p> <p>The umpire will be in foul territory with his left foot near to the foul line. He should be about ten (10) to twelve (12) feet behind third base in a position that provides him with a good angle for the pickoff at third and will allow him to observe the pitcher.</p>
<p>Position D</p>	<p>This position is used by U3 with no runners on third base.</p> <p>The umpire will be in foul territory with his left foot adjacent to the foul line. He should be at the edge of grass between the infield and outfield and will be squared up facing the plate.</p> <p>Stepping into the pitch: <i>As the pitcher prepares to pitch, the umpire should take one or two steps forward and then come to a set position facing the plate. This movement helps keep the base umpire "in the game" and ensures that he is concentrating on that pitch and subsequent play, if any.</i></p>

BASE UMPIRE POSITIONS

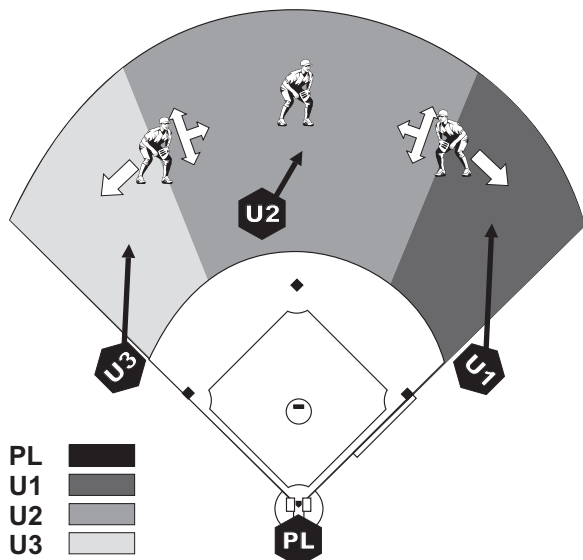
<p>Position E</p>	<p>This position is used by U2 when there are no runners on either first or second base.</p> <p>The umpire will be in fair territory in the outfield, approximately 10-15 yards from the back edge of the dirt. (Be certain you do not get too deep in the outfield and are not directly behind second base.) The umpire can be on the third base side or the first base side of second base. EXCEPTION: <i>With a runner on 3rd base only, U2 should always be on the third base side in order to move to 3rd if U3 goes out and there is a throw behind R1 at 3rd.</i></p>
<p>Position F</p>	<p>This optional position may be used by U2 when there is a runner on third only.</p> <p>The umpire will be on the third base side of the infield at the back edge of the infield dirt. The umpire should be in a position to move to the outfield on a fly ball in his area or responsibility</p>

FAIR/FOUL RESPONSIBILITY (Regardless of the number of runners on base)



PL	U1	U2	U3
<ul style="list-style-type: none"> Fair/Foul responsibility on any ball up the first or third base line where the ball is fielded or comes to rest before it reaches the front edge of the base 	<ul style="list-style-type: none"> Fair/Foul responsibility for any ball up the first base line that will pass the front edge of first base all the way to the foul pole 	<ul style="list-style-type: none"> No Fair/Foul responsibility 	<ul style="list-style-type: none"> Fair/Foul responsibility for any ball up the third base line that will pass the front edge of the third base all the way to the foul pole

FLY BALL RESPONSIBILITY IN THE OUTFIELD WITH U2 IN POSITION “E” or “F” (U2 is “out”)



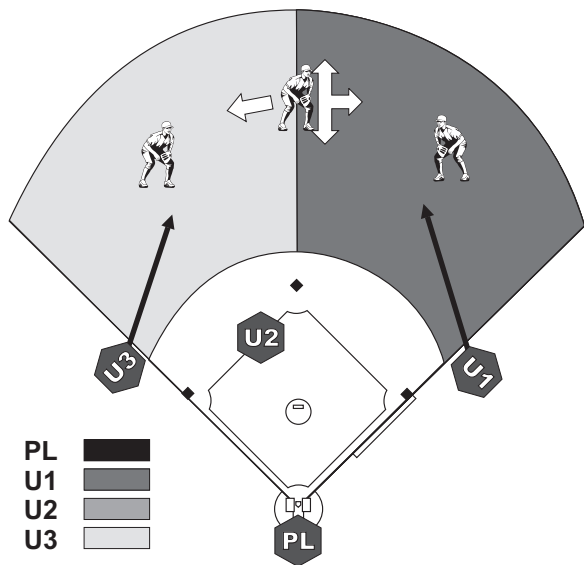
In the 4-umpire system, U2 is the “key” to going out on a fly ball. If U2 goes out, U1 and U3 stay in and coverage reverts to 3-umpire mechanics. Before going out on a ball near their areas of responsibility, U1 and U3 must make sure they glance at U2 to make certain that U2 is not already going out to make the call on the catch/no catch. *NOTE: Even if U2 goes out in error, U2 is “right” and U1/U3 remain in the infield.*

Whichever umpire is going to “go out”, should raise his hand high (similar to the infield fly signal) to let his partners know that he is going to the outfield for a call and they will need to revert to 3-umpire mechanics.

If an umpire “goes out” to make a call on a fly ball, he **STAYS OUT** until all playing action is over. The umpire should remain in the outfield and observe the action in the event that either of the other umpires needs assistance on a call or play.

PL	U1	U2	U3
<ul style="list-style-type: none"> No fly ball responsibility in the outfield 	<ul style="list-style-type: none"> Responsible for all fly balls hit to right field where the right fielder is moving towards the foul line, including fair/foul calls 	<ul style="list-style-type: none"> Responsible for all fly balls between the left and right fielders (in the “V”) Responsible for all fly balls with the left or right fielder coming straight in, straight back, or toward center field 	<ul style="list-style-type: none"> Responsible for all fly balls hit to left field where the left fielder is moving towards the foul line, including fair/foul calls

FLY BALL RESPONSIBILITY IN THE OUTFIELD WITH U2 IN POSITION “B” OR “C” (U2 is “In”)



In the 4-umpire system, When U2 is in Position B or C, U2 has no fly ball responsibility. Fly ball coverage is then the same as for the 3-umpire system, with U1 and U3 having all responsibility for fly balls in the outfield.

U1 is the “key” to going out on a fly ball. If either U1 or U3 “go out”, the other stays in and coverage reverts to 3-umpire mechanics.

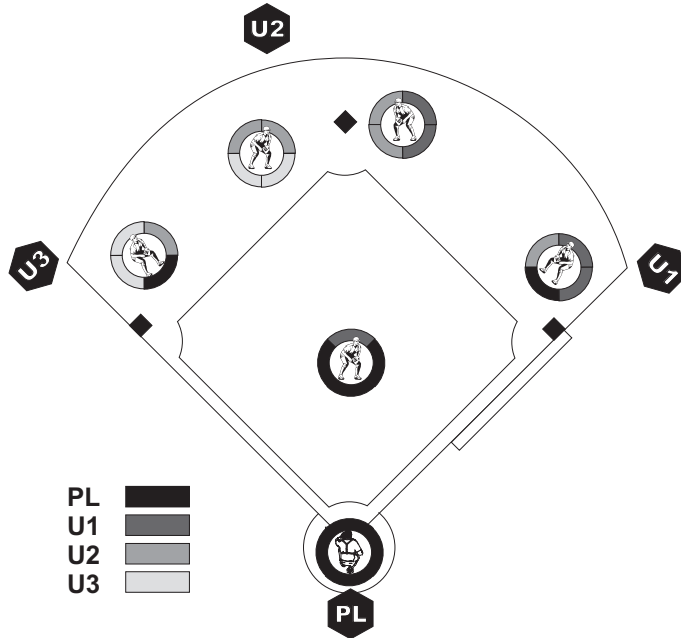
Before going out on a ball in center field, U3 must make sure he glances at U1 to make certain that U1 is not already going out to make the call on the catch/no catch. *NOTE: Even if U1 goes out in error, U1 is still “right” and U3 stays in the infield.*

If U1 or U3 is going to “go out”, then that umpire should raise his hand high (similar to the infield fly signal) to let his partners know that he is going to the outfield for a call and they will need to revert to 3-umpire mechanics.

If an umpire “goes out” to make a call on a fly ball, he STAYS OUT until all playing action is over. The umpire should remain in the outfield and observe the action in the event that either of the other umpires needs assistance on a call or play.

PL	U1	U2	U3
<ul style="list-style-type: none"> No fly ball responsibility in the outfield 	<ul style="list-style-type: none"> Responsibility for all fly balls hit to right field, including fair/foul calls Responsibility for balls hit to center field when the center fielder moves straight forward, backward or toward right field 	<ul style="list-style-type: none"> No fly ball responsibility in the outfield 	<ul style="list-style-type: none"> Responsibility for all balls hit to left field, including fair/foul calls Responsibility for all balls hit to center field where the center fielder moves toward left field

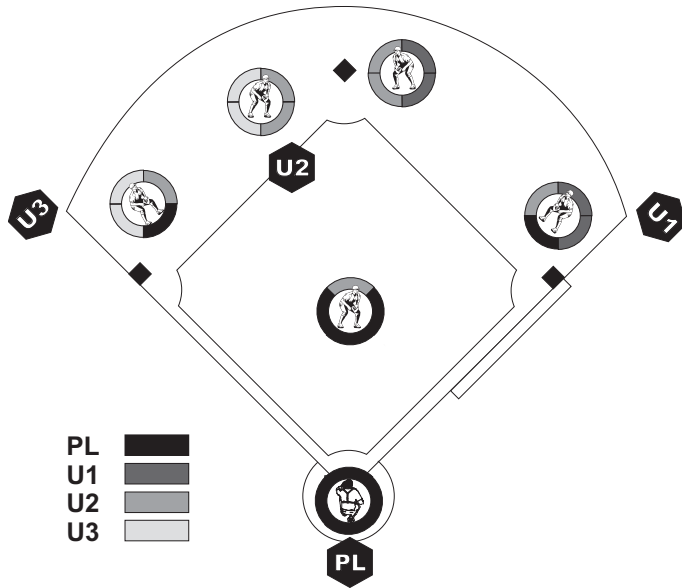
FLY BALL & LINE DRIVE RESPONSIBILITY IN THE INFIELD WITH U2 IN POSITION "E" or "F" (U2 is "Out")



NOTE: This is NOT as difficult as it might appear. It is based upon a common sense approach as to which umpire has the best look at the possible catch/no catch. Umpires are generally responsible for catch attempts as shown above. However, certain mechanics and situations may require that a different umpire take responsibility for a catch/no catch call that is normally the responsibility of another umpire. In such cases, it is critical that the umpires communicate with one another so they each know who is making the call and avoid any "double calls" on the play.

PL	U1	U2	U3
<ul style="list-style-type: none"> • All catches by the catcher • Catches by the pitcher moving forward or toward the sides of the mound • Catches by the third baseman moving toward the plate • Catches by the first baseman toward the plate 	<ul style="list-style-type: none"> • Catches made by the first baseman moving toward the foul line or back • Catches made by the second baseman moving forward or towards 1st base • Catches made by the pitcher moving backwards off the mound 	<ul style="list-style-type: none"> • Catches made by the second baseman moving toward the outfield or 2nd base • Catches made by the first baseman moving toward 2nd base • Catches made by the shortstop moving toward the outfield or 2nd base • Catches made by the third baseman moving toward 2nd base 	<ul style="list-style-type: none"> • Catches made by the third baseman moving toward the foul line or back • Catches made by the shortstop moving toward 3rd base or forward

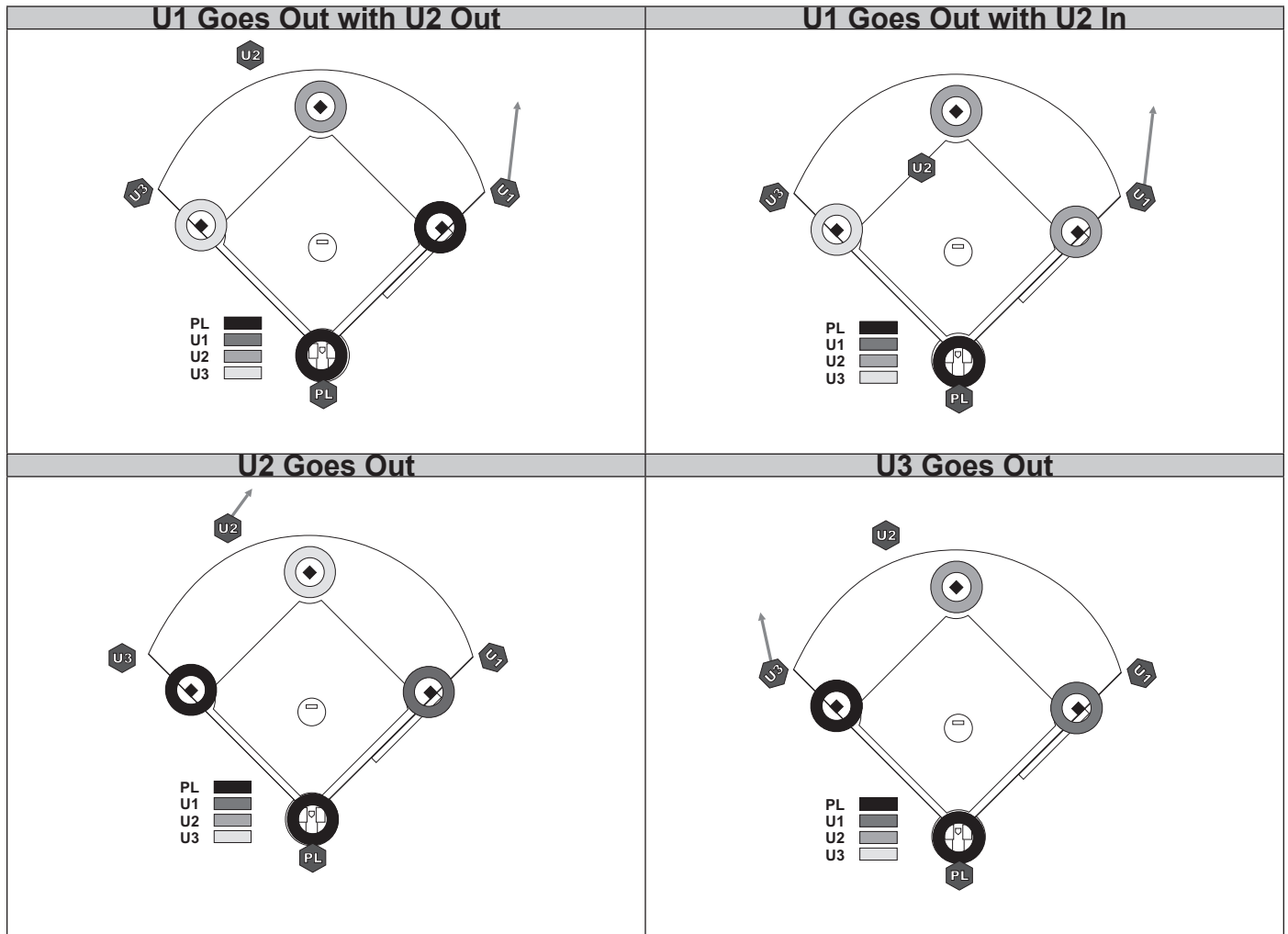
FLY BALL & LINE DRIVE RESPONSIBILITY IN THE INFIELD WITH U2 IN POSITION "B" OR "C" (U2 is "In")



NOTE: This is NOT as difficult as it might appear. It is based upon a common sense approach as to which umpire has the best look at the possible catch/no catch. Umpires are generally responsible for catch attempts as shown above. However, certain mechanics and situations may require that a different umpire take responsibility for a catch/no catch call that is normally the responsibility of another umpire. In such cases, it is critical that the umpires communicate with one another so they each know who is making the call and avoid any "double calls" on the play.

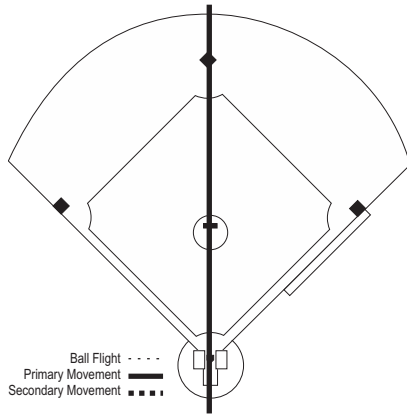
PL	U1	U2	U3
<ul style="list-style-type: none"> • All catches by the catcher • Catches by the pitcher moving forward or toward the sides of the mound • Catches by the third baseman moving toward the plate • Catches by the first baseman toward the plate 	<ul style="list-style-type: none"> • Catches made by the first baseman moving toward the foul line or back • Catches made by the second baseman moving toward the outfield or towards 1st base 	<ul style="list-style-type: none"> • Catches made by the second baseman moving forward or towards 2nd base • Catches made by the first baseman moving toward 2nd base • Catches made by the shortstop moving forward or towards 2nd base • Catches made by the third baseman moving toward 2nd base • Catches made by the pitcher moving backwards off the mound 	<ul style="list-style-type: none"> • Catches made by the third baseman moving toward the foul line or back • Catches made by the shortstop moving toward 3rd base or the outfield

RESPONSIBILITY FOR TAG-UPS AND TOUCHING THE BASE

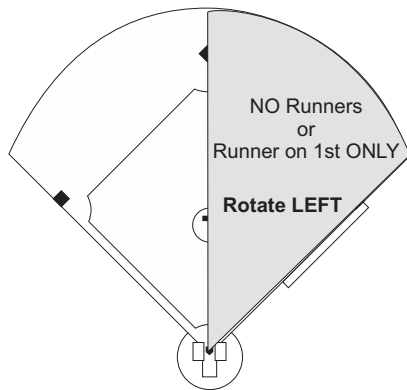


NOTE: Umpires are generally responsible for these designated bases. Certain mechanics and situations may require that a different umpire take responsibility for a touch or tag at base that is normally the responsibility of another umpire. In such cases, it is critical that the umpires communicate with one another so they each know who is making the call and avoid any “double calls” on the play.

Rotations for umpires in a 4-umpire configuration are dependant upon where the runners are located and which umpire, if any, goes to the outfield on a fly ball.. Rotation will be either to the LEFT or to the RIGHT.

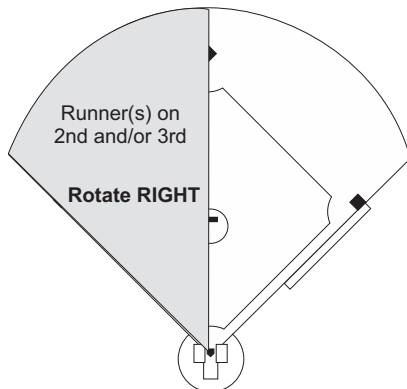


The easiest way to remember the direction of rotation is to think of the field as being split in half by a line running from the plate through second base.



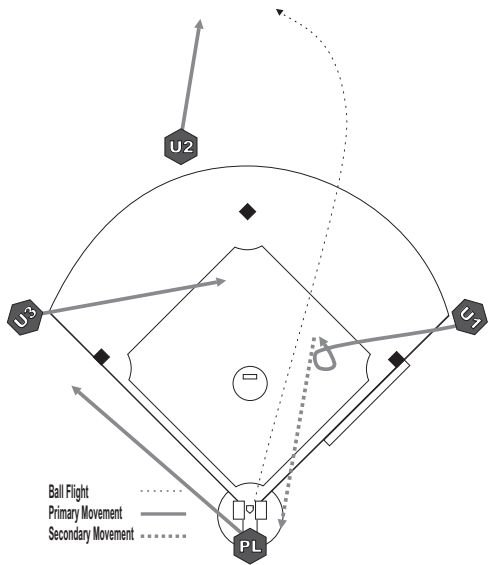
If there are **no runners** on base and either **U2 or U3 go out** on a fly ball, rotation is to the LEFT

If there is a **runner on first base only**, and **U3 goes out** on a fly ball, rotation is to the LEFT



If there are any **runners on 2nd and/or 3rd**, rotation is to the RIGHT (“Slide” rotation)

When there are **no runners on base** or a **runner on first base only**, the rotation will be to the LEFT.

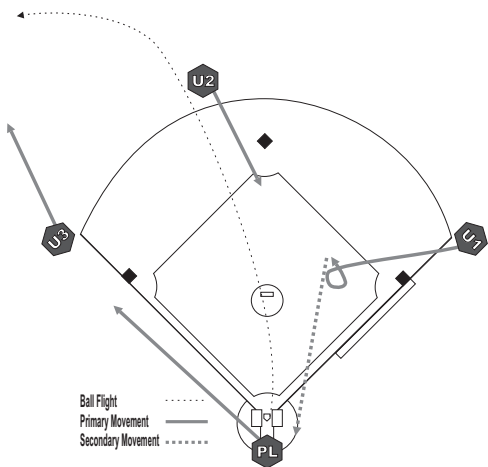


With **NO RUNNER ON BASE** and a fly ball hit to the outfield and either U2 or U3 goes out, U1 will move into the cutout and pivot to observe the touch of first by the BR. U1 should glance at toward second and make sure either U2 or U3 will be at second if the BR attempts to advance to second.

If U2 or U3 will be at second, and the BR attempts to advance to second, U1 will move to rule on any play at the plate, letting PL know you are there. Do not commit to moving to home too soon. Be alert for the BR returning to first. If U1 moves to the plate, U2 or U3 will be responsible for all calls at first and second.

If U2 or U3 is **NOT** able to be at second base for some reason (fell down, had to hold up to avoid interfering with a play, etc.), U1 will be in position to move to second to rule on a play there. If this happens, PL must be ready to retreat to home, if necessary.

PL will move into position for any play at third.

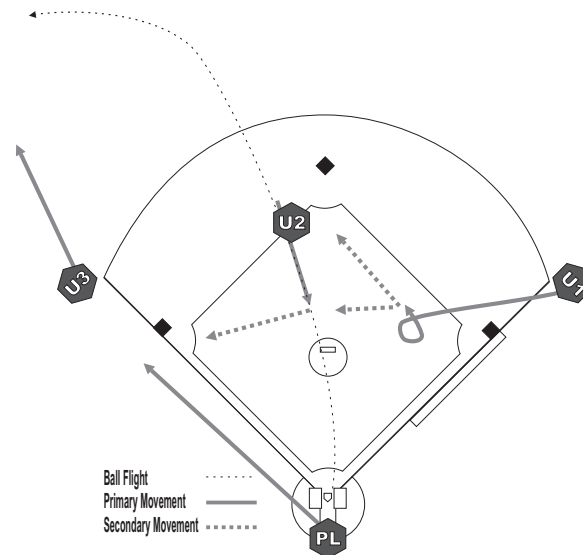


With a **RUNNER ON FIRST ONLY**, U2 will already be in the infield. If U3 goes out on a fly ball, U1 will move into position in foul territory to observe the BR's touch of first and rule on any play at first. If the BR commits to advancing to second, U1 will move to cover any play at the plate. Do not commit too soon to moving to the plate. Be alert for the BR returning to first and a possible play there.

U2 will move into position to rule on any play at second. If U1 moves to the plate, U2 will be responsible for all calls at first and second.

PL will move into position for any play at third.

Rotation to the RIGHT (aka: “SLIDE” Rotation)



When there are one or more runners in scoring position (on 2nd and/or 3rd) and PL is staying at the plate, the rotation for all umpires will to the RIGHT, but ONLY IF U3 goes out on a fly ball to the outfield.

Certain other situations, as decided by the crew, may require the use of this mechanic to ensure coverage in the infield.

Generally speaking, if PL indicates (or the crew decides in a specific situation) that he is staying at the plate, U1 and U2 must “slide” to cover the calls in the infield if U3 goes out on a fly ball.

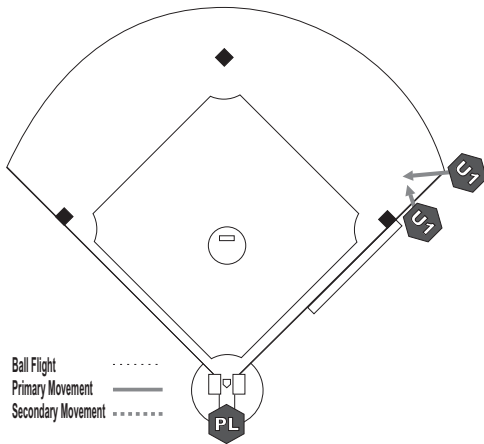
U1 will come into the infield and pivot with the BR, watching the touch of first base. If the BR advances to second base, go with him and let U2 know you have second by stating “I’ve got second”. If the BR does not attempt to advance to second, move quickly to the working area near the rear of the mound and let U2 know that you have second base by stating “I’ve got second”. U1 will then be responsible for all calls at either first or second base.

U2 will move to the working area, favoring the third base side, observe the runner’s touch of the bases. U2 is responsible for all calls at second and third bases until U1 is in position to take the calls at second. When U1 is in position to cover second base, U2 will move to the cutout near third base and will be responsible for all calls at third.

PL will remain at the plate and be responsible for any runner advancing to home.

POSITIONING FOR PLAYS AT FIRST

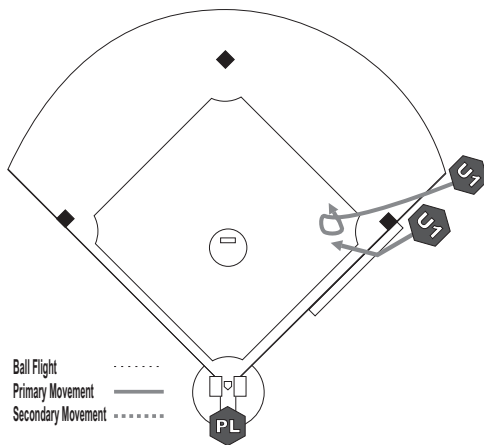
There are several positions available to U1 for ruling on plays at first. Which position to use is dependant on a number of factors including the direction of rotation (left or right), number and location of runners on base, and where the ball is hit.



In the infield between first base and the outfield.

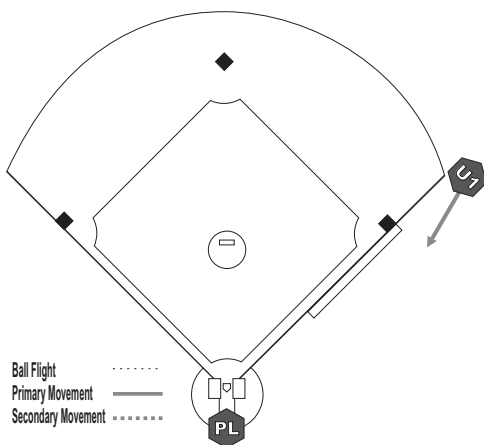
This position is generally used when U1 is in Position “A” or Portion “Shallow A” and

- There is no runner on first, or
- There is a runner on first and a possible double play with runners on first and second or first, second, and third



In the cutout at first base. This position is generally used when

- There is a rotation to the RIGHT (“Slide”) and U1 in Position “A” or Portion “Shallow A”
- There is no runner on first base and U2 is still in outfield in Portion “E” and U3 is in Position “D” at third. U1 should move into the infield in case U2 or U3 cannot, for some reason, make it to second base in time for a play at second.
- There is a runner on first and U3 goes out on a fly ball, and the rotation is to the RIGHT



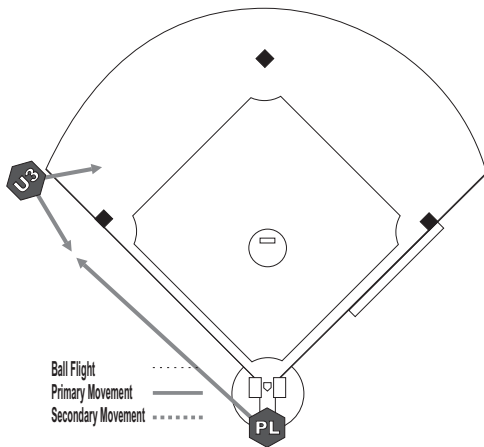
In FOUL territory near first base (second base extended).

This position is used when:

- There is a runner on first
- U2 is already in the infield
- The rotation is to the LEFT

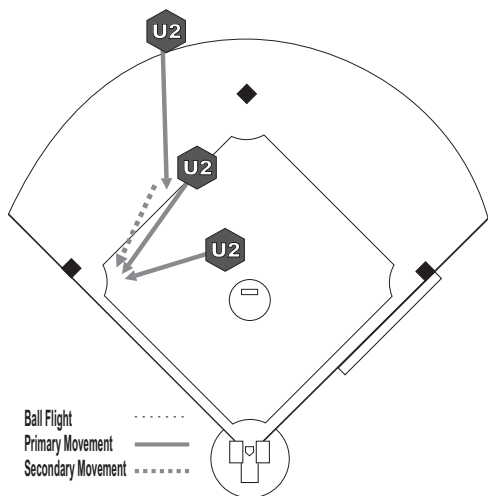
POSITIONING FOR PLAYS AT THIRD

Positioning for plays at third depends on whether U3, U2, or PL is responsible for plays at third



If U3 is Portion “D” or “Shallow D”, U3 can move into the preferred portion in foul territory (2nd base extended) or, optionally, into fair territory (in the infield dirt behind third base) to observe and rule on any play at third.

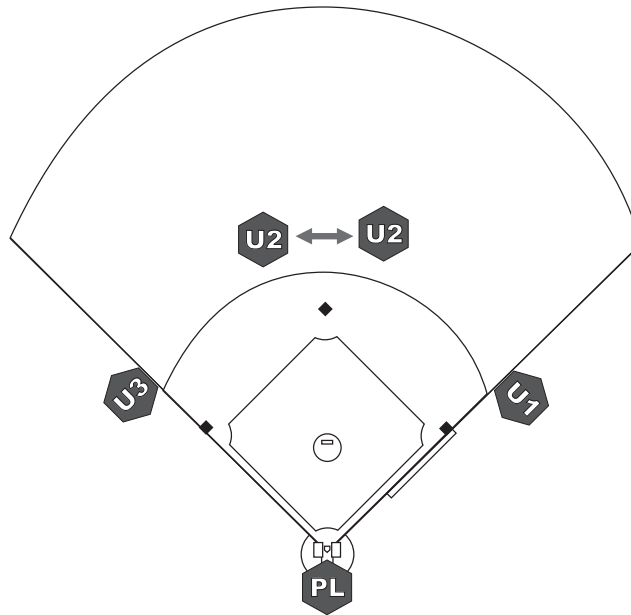
If PL is responsible for plays at third (rotation is to the LEFT), PL will remain in foul territory (2nd base extended) to rule on any play at third.



If U2 is in the infield (Position “Deep C”, Positions “C”, or Portion “F”), and is responsible for plays at third (“Slide” rotation), then U2 will remain in fair territory and move to the cutout at third base, moving as necessary to get the best view of the play, to rule on plays at third.



NO RUNNERS ON BASE Base Umpire Positioning

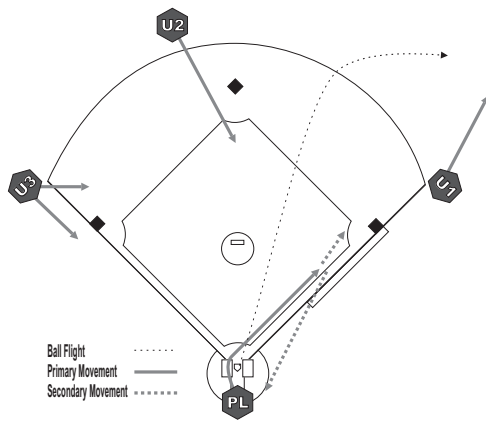


- U1 will be in Position “A”
- U2 will be in Position “E”
- U3 will be in Position “D”



NO RUNNERS ON BASE

Fly Ball - U1's Responsibility



U1 must read the ball as being in his area of responsibility and immediately move to the outfield to rule on the play. If fair/foul is a possibility, straddle the foul line.

PL will clear the catcher and trail the runner to first base. PL has the play at first base if there is no catch and there is a throwback behind the BR at first base. If the BR advances to second base, retreat to the plate. Before retreating to the plate, make certain that the BR is going to second and is not going to attempt to return to first.

U2 will move into the infield into a position to make calls at second base.

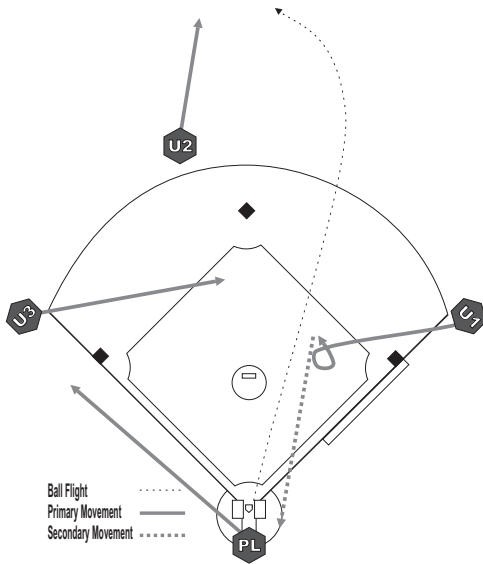
U3 will move into position to make calls at third base.

PL	U1	U2	U3
<ul style="list-style-type: none"> Coverage reverts to 3 umpire mechanics Clear the catcher Trail the BR up the 1st base line and fill in behind U1 If the BR goes on to 2nd, retreat to home for a possible play 	<ul style="list-style-type: none"> Move out on the ball getting the best possible angle for the catch/no catch Be stopped when observing the play and making the call Give a visual signal of the catch/no catch <u>DO NOT</u> return to the infield 	<ul style="list-style-type: none"> Coverage reverts to 3 umpire mechanics Move into the infield to take all touches and plays at 2nd Come in on the side of the base away from the throw of the fielder Stay on the outfield side of the base if you cannot make it inside If PL returns to home, responsible for all plays at 1st and 2nd 	<ul style="list-style-type: none"> Coverage reverts to 3 umpire mechanics Move down the line ready to move into position to take the runner into 3rd



NO RUNNERS ON BASE

Fly Ball – U2’s Responsibility



U2 must read the ball as being in his area of responsibility and immediately move to the outfield to rule on the play.

U1 will move into the infield and pivot to observe the BR’s touch of 1st. If the BR advances to second base, move to cover any play at the plate. Don’t leave first too soon. Make certain that the BR is not going to retreat to first base before moving to the plate.

U3 will move into the infield and into position to cover any play at second base.

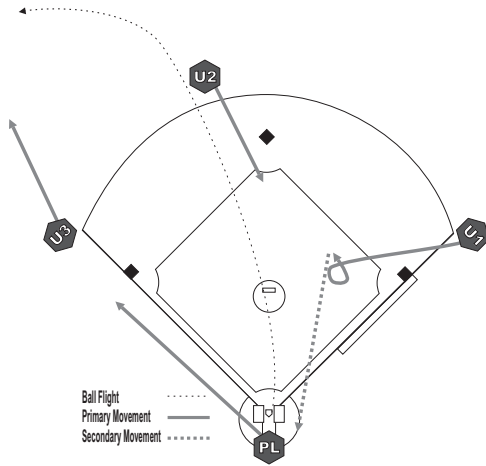
PL will move toward third base in foul territory and move into position to rule on any play at third.

PL	U1	U2	U3
<ul style="list-style-type: none"> Coverage reverts to 3 umpire mechanics Move out on the batted ball to fill in behind U3 Be prepared to take the runner into 3rd 	<ul style="list-style-type: none"> Coverage reverts to 3 umpire mechanics Move into the infield and pivot observing touch of 1st Be prepared to take the runner back into 1st or into 2nd if U3 gets hung up at 3rd If the runner goes to 2nd, retreat toward home telling PL, “I’ve got the plate” <u>DO NOT</u> commit to home too soon 	<ul style="list-style-type: none"> Move out on the ball getting the best possible angle for the catch/no catch Be stopped when observing the play and making the call Give a visual signal of the catch/no catch <u>DO NOT</u> return to the infield 	<ul style="list-style-type: none"> Coverage reverts to 3 umpire mechanics Move into infield ready to take all touches and calls at 2nd <u>DO NOT</u> retreat to 3rd



NO RUNNERS ON BASE

Fly Ball – U3’s Responsibility



U3 must read the ball as being in his area of responsibility and immediately move to the outfield to rule on the play. If fair/foul is a possibility, straddle the foul line.

U1 will move into the infield and pivot to observe the BR’s touch of 1st. If the BR advances to second base, move to cover any play at the plate. Don’t leave first too soon. Make certain that the BR is not going to retreat to first base before moving to the plate.

U2 will move into the infield to cover any play at second base.

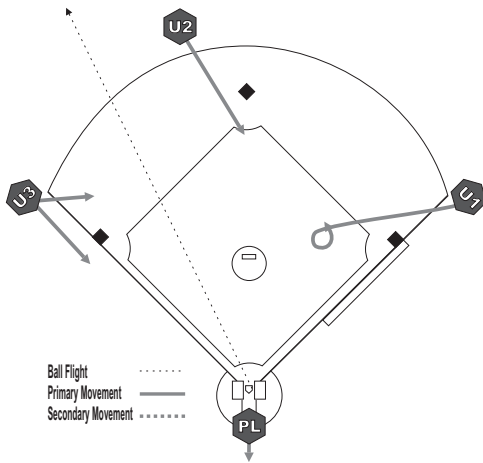
PL will move toward third base in foul territory and move into position to rule on any play at third.

PL	U1	U2	U3
<ul style="list-style-type: none"> Coverage reverts to 3 umpire mechanics Move down the 3rd base line to fill in behind U3 Be prepared to take the runner into 3rd 	<ul style="list-style-type: none"> Coverage reverts to 3 umpire mechanics Move into the infield and pivot to observe the BR’s touch of 1st Be prepared to take the runner back into 1st If the runner goes to 2nd, move to home telling your partners, “I’ve got home” 	<ul style="list-style-type: none"> Coverage reverts to 3 umpire mechanics Move into the infield to take all touches and plays at 2nd Come in on the side of the base <u>away</u> from the throw of the fielder Stay on the outfield side of the base if cannot make it inside 	<ul style="list-style-type: none"> Move out on the ball getting the best possible angle for the catch/no catch Be stopped when observing the play and making the call Give a visual signal of the catch/no catch <u>DO NOT</u> return to the infield



NO RUNNERS ON BASE

Base Hit



U1 will move into the infield and pivot to observe the BR's touch at first. Be ready to take the BR to second if something happens to prevent U2 from getting into position at second.

U2 will move into the infield and take a position to make all calls at second base.

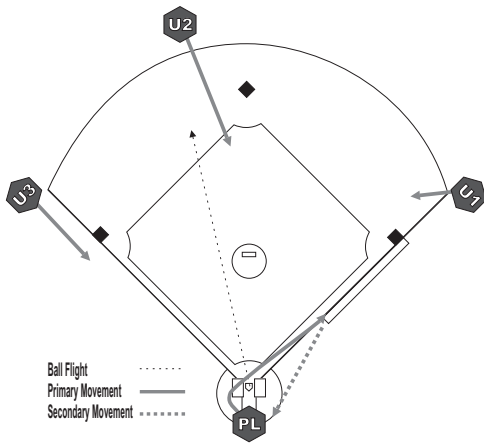
U3 will move into position to rule on any play at third.

PL will step back and observe playing action. Move as appropriate for any play at the plate.

PL	U1	U2	U3
<ul style="list-style-type: none"> Move to the point-of-the-plate extended and observe playing action 	<ul style="list-style-type: none"> Move into the infield and pivot observing the BR's touch of 1st Be prepared to take the runner back into 1st 	<ul style="list-style-type: none"> Move into the infield to take all touches and plays at 2nd Come in on the side of the base away from the throw of the fielder Stay on the outfield side of the base if cannot make it inside 	<ul style="list-style-type: none"> Move into position to rule on any plays at 3rd



NO RUNNERS ON BASE Hit to the Infield



U1 will move into the infield to observe the play at first. On an overthrow, observe the ball to determine if it goes into a dead ball area.

U2 will move into the infield and into position to make all calls at second base.

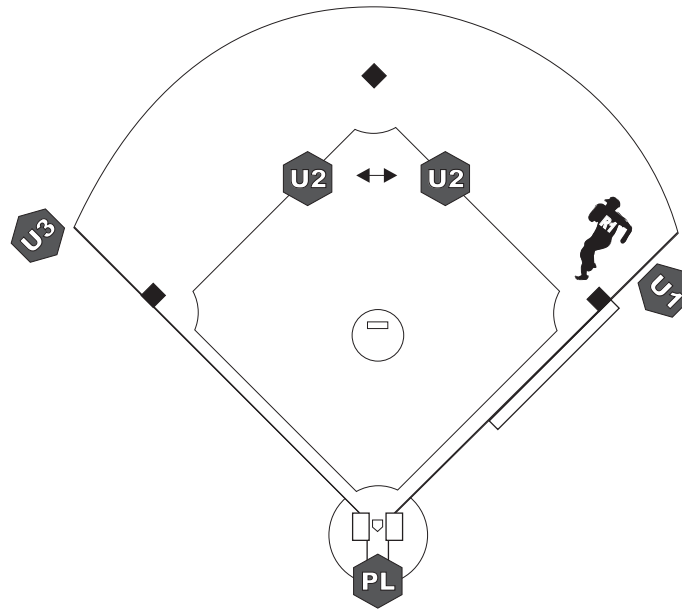
U3 will move to third base in foul territory. If the BR advances to second, U3 should move into fair territory near the cutout to rule on any play at third.

PL will clear the catcher and trail the runner up the first base line to observe playing action. Retreat to home after the play at first is concluded.

PL	U1	U2	U3
<ul style="list-style-type: none"> Trail the BR up the 1st base line in order to rule on a pulled foot or swipe tag If the BR goes on to 2nd, retreat to home for a possible play 	<ul style="list-style-type: none"> Move in to make the call at 1st Come set, observe the play, make the call Be prepared to take the BR back into 1st On an overthrow, observe the ball and see if it goes into a dead ball area 	<ul style="list-style-type: none"> Move into the infield to take all touches and plays at 2nd Come in on the side of the base away from the throw of the fielder Stay on the outfield side of the base if you cannot make it inside 	<ul style="list-style-type: none"> Move down the line ready to move into position to make all calls at 3rd



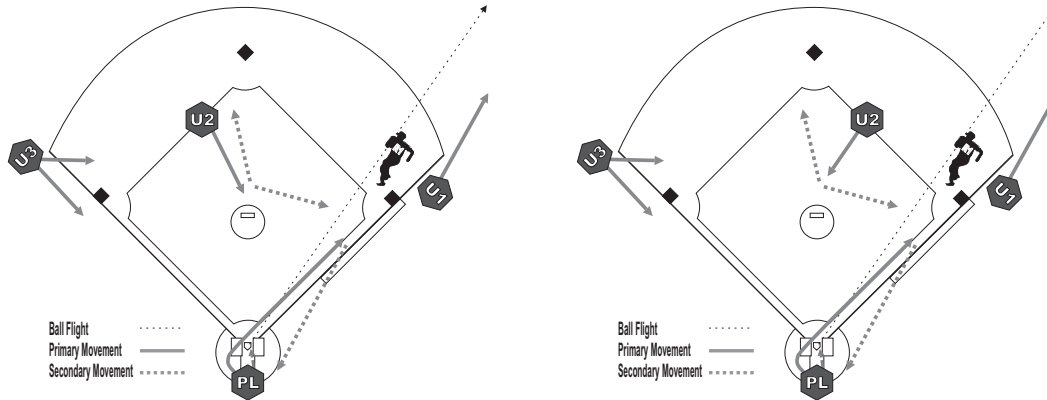
RUNNER ON FIRST BASE Base Umpire Positioning



- U1 will be in Position “Shallow A” to observe any pickoff attempt on R1 or for a throwback to first by the catcher
- U2 will be in Position “Deep B” or “Deep C”
- U3 will be in Position “D”



RUNNER ON FIRST BASE Fly Ball – U1’s Responsibility



U1 must read the ball as being in his area of responsibility and immediately move to the outfield to rule on the play. If fair/foul is a possibility, straddle the foul line.

PL will clear the catcher and trail the runner up the first base line. Be prepared to take the R1 back into first base on a throwback behind R1 or the BR at first.

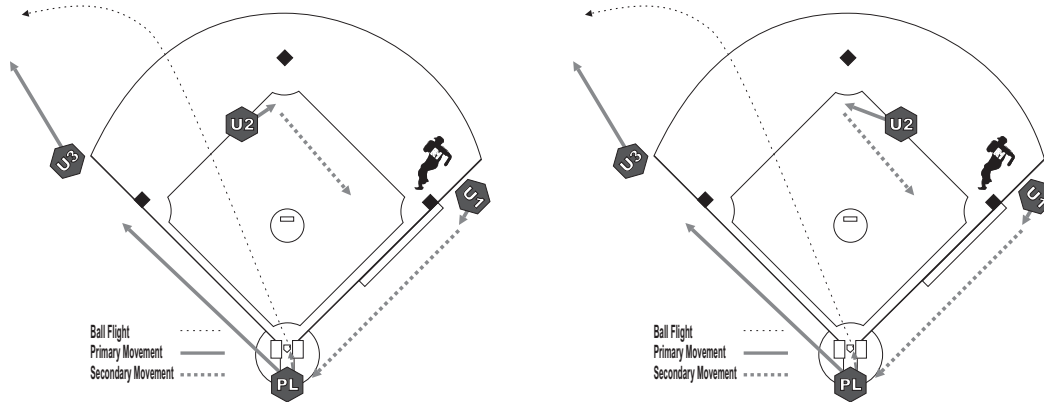
U2 will move to the working area and observe R1’s tag-up at first. Be prepared to take R1 into second. If PL retreats to the plate, make all calls at first and second bases.

U3 will move into position to make all calls at third base.

PL	U1	U2	U3
<ul style="list-style-type: none"> • Coverage reverts to 3 umpire mechanics • Move out on the batted ball to fill in behind U1 • Be prepared to take the runner back into 1st • If BR goes to 2nd, move to cover home 	<ul style="list-style-type: none"> • Move out on the ball getting the best possible angle for the catch/no catch • Be stopped when observing the play and making the call • Give a visual signal of the catch/no catch • <i><u>DO NOT</u></i> return to the infield 	<ul style="list-style-type: none"> • Coverage reverts to 3 umpire mechanics • Move into the “working area” at the rear of the mound: • If PL has to retreat to home, be prepared to move into position to take plays at 1st • If R1 tries to advance to 2nd, be prepared to move into position to make all calls at 2nd 	<ul style="list-style-type: none"> • Coverage reverts to 3 umpire mechanics • Move down the line ready to move into position to take all touches and calls at 3rd



RUNNER ON FIRST BASE Fly Ball – U3’s Responsibility



U3 must read the ball as being in his area of responsibility and immediately move to the outfield to rule on the play. If fair/foul is a possibility, straddle the foul line.

U1 will move to the foul side of first base to line up R1’s tag-up at first. If there is no catch, observe the BR’s touch of first. If the BR advances to second, move to cover any play at the plate.

U2 will move to cover any play at second base. If U1 moves to cover home, U2 will also make all calls at first base.

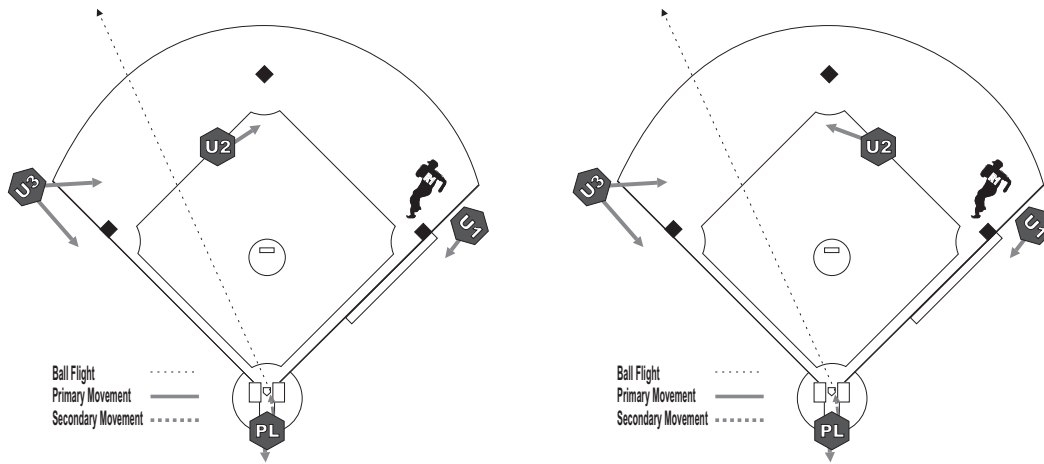
PL will move toward third base in foul territory and move into position to rule on any play at third.

PL	U1	U2	U3
<ul style="list-style-type: none"> Coverage reverts to 3 umpire mechanics Move out on the batted ball to fill in behind U3 Be prepared to take the runner into 3rd 	<ul style="list-style-type: none"> Coverage reverts to 3 umpire mechanics Move into position to observe tags and touches of 1st Be prepared to take R1 back into 1st Be prepared to move to home telling your partners “I’ve got home” 	<ul style="list-style-type: none"> Coverage reverts to 3 umpire mechanics Move into position to take all touches and calls at 2nd Move into position to cover plays at 1st if U1 covers home 	<ul style="list-style-type: none"> Move out on the ball getting the best possible angle for the catch/no catch Be stopped when observing the play and making the call Give a visual signal of the catch/no catch <i>DO NOT</i> return to the infield



RUNNER ON FIRST BASE

Base Hit



U1 will move into position in foul territory to make all calls at first base.

U2 will move into position to make all calls at second base.

U3 will move into position to make all calls at third base.

PL will step back and observe playing action. Move as appropriate for any play at the plate.

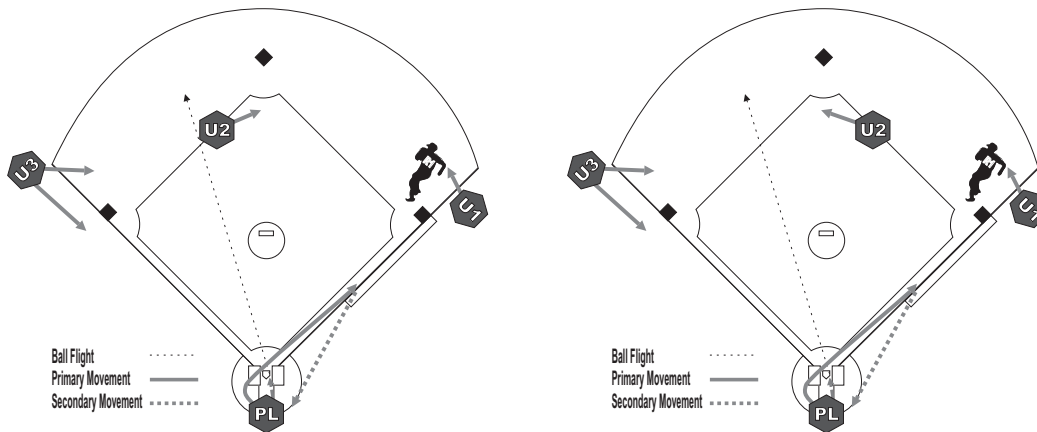
PL	U1	U2	U3
<ul style="list-style-type: none"> • Step back from the plate and observe playing action • Move as necessary to observe touches and make calls at home 	<ul style="list-style-type: none"> • Move to observe touches of 1st • Be alert to take the runner back into 1st 	<ul style="list-style-type: none"> • Move into position to take all touches and calls at 2nd 	<ul style="list-style-type: none"> • Moves down the line ready to take all touches and make all calls at 3rd



RUNNER ON FIRST BASE

Hit to the Infield

Possible Double Play



U1 will move into the infield to make the call on plays at first base. It may be necessary to move back toward the outfield in order to get the appropriate angle and distance to observe the play. On an overthrow, observe the ball to determine if it goes into a dead ball area.

U2 will move into position to make all calls at second base.

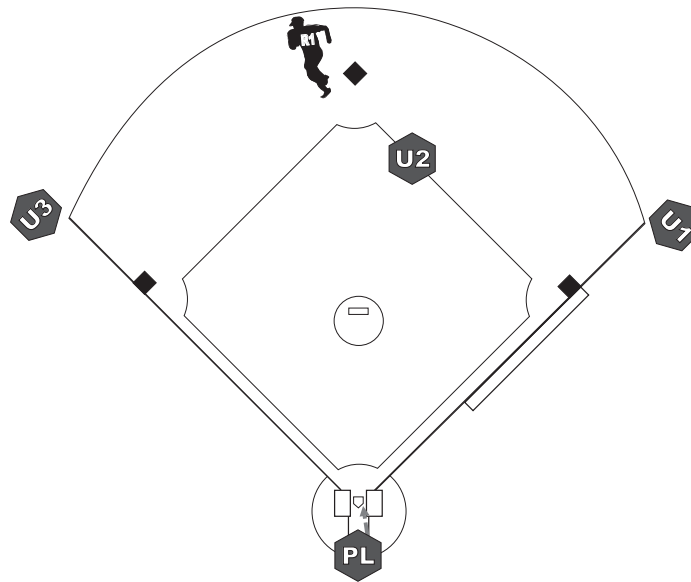
U3 will move into position to make all calls at third base.

PL will trail the runner up the first base line and observe playing action at first. On an overthrow, retreat to cover any play at the plate

PL	U1	U2	U3
<ul style="list-style-type: none"> Trail the BR up the 1st base line in order to rule on a pulled foot or swipe tag Be prepared to retreat to home for a possible play 	<ul style="list-style-type: none"> Move in to make the call at 1st Come set, observe the play, make the call On an overthrow observe the ball to determine if it goes out of play 	<ul style="list-style-type: none"> Move into position to rule on any play at 2nd Watch for interference on an illegal slide or contact by R1 	<ul style="list-style-type: none"> Move into position to observe all touches and make all calls at 3rd



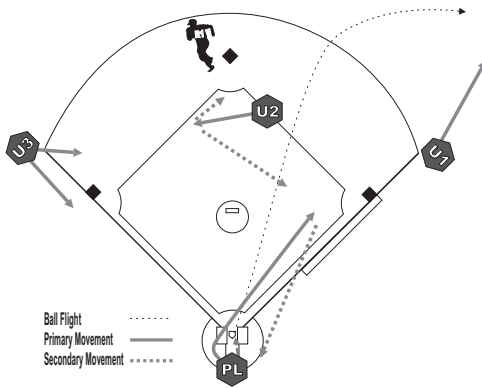
RUNNER ON SECOND Base Umpire Positioning



- U1 will be in Position “A”
- U2 will be in Position “Deep B”
- U3 will be in Position “D”



RUNNER ON SECOND Fly Ball – U1’s Responsibility



U1 must read the ball as being in his area of responsibility and immediately move to the outfield to rule on the play. If fair/foul is a possibility, straddle the foul line. If the ball is near center field, look at U3 and make sure that U3 is not taking responsibility for the ball before going out.

U2 will move into a position to line up the tag of R2 at second. If there is no catch, U2 will be responsible for all calls at first and second bases.

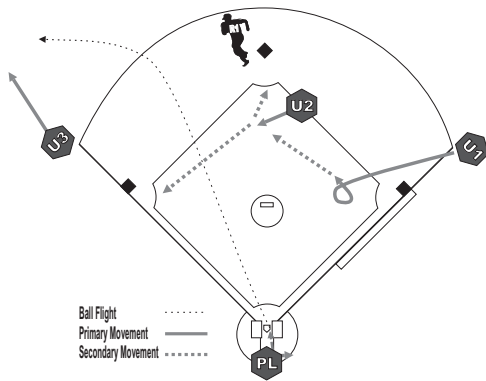
U3 will move into position to make any calls at third base.

PL will clear the catcher and trail the BR up the first base line. PL will observe the touch of first by the BR if there is not a catch. Be alert for a throwback behind the BR at first base. If R1 advances to third base, PL will retreat to the plate to cover a possible play at home.

PL	U1	U2	U3
<ul style="list-style-type: none"> • Coverage reverts to 3 umpire mechanics • Trail the BR up the 1st base line and fill in behind U1 • If the ball falls in, retreats to home for a possible play 	<ul style="list-style-type: none"> • Move out on the ball getting the best possible angle for the catch/no catch • Be stopped when observing the play and making the call • Give a visual signal of the catch/no catch • <i>DO NOT</i> return to the infield 	<ul style="list-style-type: none"> • Coverage reverts to 3 umpire mechanics • Move into position to line up the tag of R1 • Move into position to take all touches and calls at 2nd • If PL has to retreat to home, move into position to take all plays at 1st 	<ul style="list-style-type: none"> • Coverage reverts to 3 umpire mechanics • Move into position to make all calls at 3rd



RUNNER ON SECOND Fly Ball – U3’s Responsibility



With a runner in scoring position, PL will remain at home. U1 and U2 will “slide” to provide coverage in the infield.

U3 must read the ball as being in his area of responsibility and immediately move to the outfield to rule on the play. If fair/foul is a possibility, straddle the foul line.

U1 will move into the infield and pivot to observe the touch of first by the BR. If the BR advances to second, move to cover any play at 2nd, letting U3 know you are there.

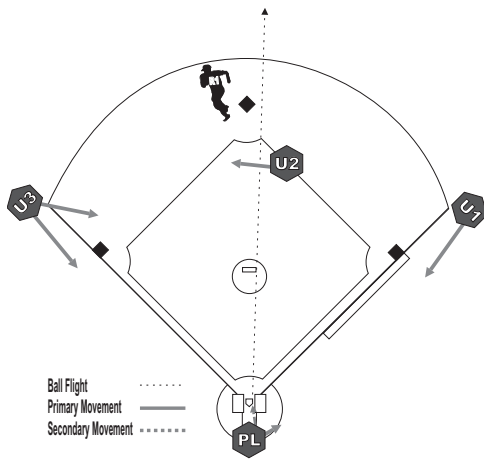
U2 will move into position to line up the tag-up of R1 at second. If U1 moves to cover 2nd, U2 will move into position for any play at 3rd.

PL will remain at home and step back from the plate to observe playing action. Move as necessary if there is a play at the plate.

PL	U1	U2	U3
<ul style="list-style-type: none"> • Coverage reverts to 3 umpire mechanics • Step back from the plate to observe playing action • Move as necessary to rule on any play at the plate. 	<ul style="list-style-type: none"> • Coverage reverts to 3 umpire mechanics • Move into the infield and pivot to observe tags and touches of 1st • Be prepared to take the runner back into 1st • Move to cover 2nd if BR advances to 2nd or R1 advances to 3rd 	<ul style="list-style-type: none"> • Coverage reverts to 3 umpire mechanics • Move into position to line up the tag of R1 • Be prepared for a throw being R1 at 2nd if he take a lead instead of tagging up. • When U1 moves into position to cover 2nd, move into position to rule on any calls at 3rd 	<ul style="list-style-type: none"> • Move out on the ball getting the best possible angle for the catch/no catch • Be stopped when observing the play and making the call • Give a visual signal of the catch/no catch • <i><u>DO NOT</u></i> return to the infield



RUNNER ON SECOND Base Hit



U1 will move in foul territory near 1st base to make all calls at first base.

U2 will move into position to make all calls at second base.

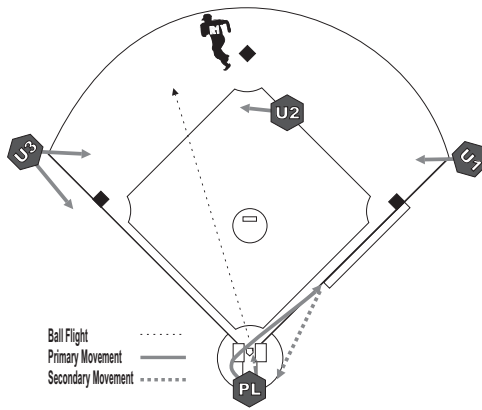
U3 will move into position to make all calls at third base.

PL will step back and observe playing action. Move as appropriate for any play at the plate.

PL	U1	U2	U3
<ul style="list-style-type: none"> • Move back from the plate to observe playing action • Move as necessary to observe the touches of home and to rule on any play at home 	<ul style="list-style-type: none"> • Move to the foul side of 1st base observe tags and touches of 1st • Be prepared to take the BR back into 1st 	<ul style="list-style-type: none"> • Move into position and be prepared to take all touches and calls at 2nd 	<ul style="list-style-type: none"> • Move into position to take all touches and calls at 3rd



RUNNER ON SECOND Hit to the Infield



U1 will move into the infield and into position to make all calls first base.

U2 will move into position to make all calls at second base.

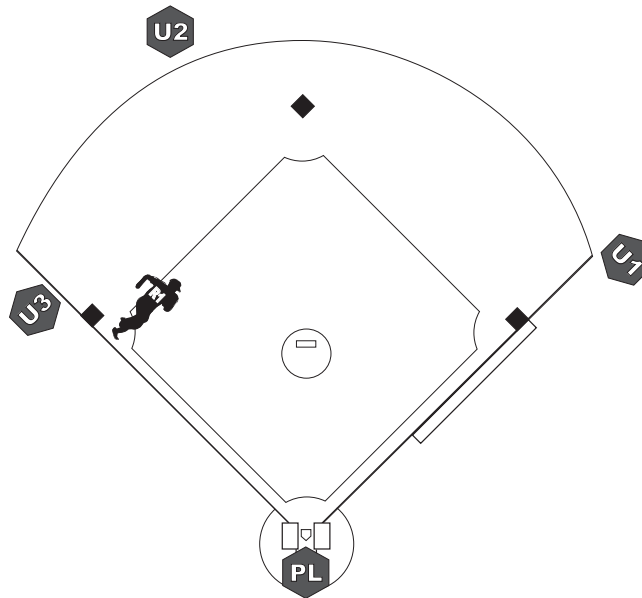
U3 will move into the infield and into position to make all calls at third base.

PL will clear the catcher and trail the runner partially up the first base line and observe playing action at first base. If R1 advances to third base, retreat to home for a possible play there.

PL	U1	U2	U3
<ul style="list-style-type: none"> • Clear the catcher • Move up the first base line, trailing the BR • Be ready to rule on the fielder pulling his foot or a swipe tag • Retreat to home to be prepared for any play there • Move as necessary to observe the touches at home and make calls on any play at home 	<ul style="list-style-type: none"> • Move into the infield make the call at 1st • On an overthrow observe the ball to determine if it goes out of play 	<ul style="list-style-type: none"> • Move into position and be prepared to take all touches and calls at 2nd 	<ul style="list-style-type: none"> • Move down the line ready to move into position to take all touches and calls at 3rd



RUNNER ON THIRD Base Umpire Positioning

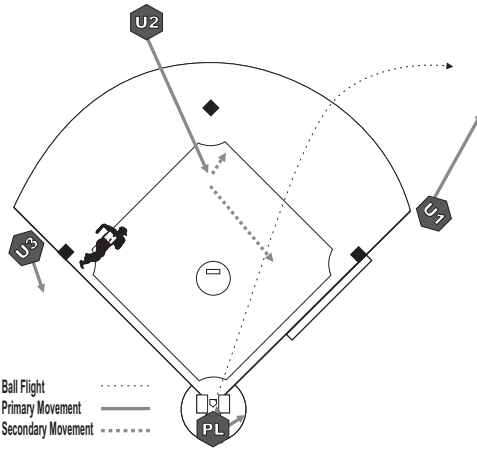


- U1 will be in Position “A”
- U2 will be in Position “F”
- U3 will be in Position “Shallow D” to observe any pickoff attempt on R1 or for a throwback to third by the catcher



RUNNER ON THIRD

Fly Ball – U1’s Responsibility



U1 must read the ball as being in his area of responsibility and immediately move to the outfield to rule on the play. If fair/foul is a possibility, straddle the foul line.

U2 will move into the infield and into position to make all call at first and second base.

U3 will move into position to line up the tag-up of R1 at third.

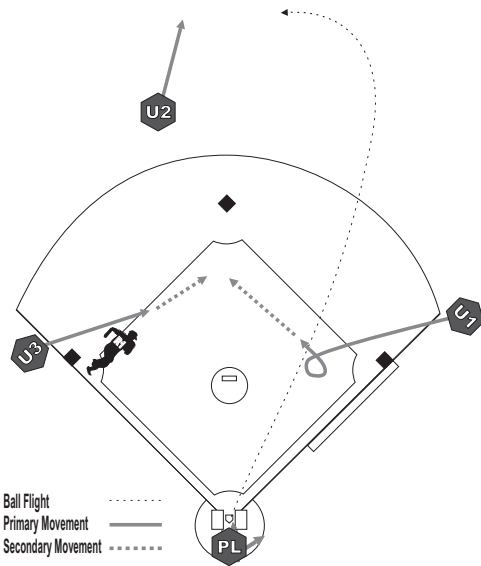
PL will step back and observe playing action. Move as necessary for any play at the plate.

PL	U1	U2	U3
<ul style="list-style-type: none"> • Coverage reverts to 3 umpire mechanics • Move to third base extended • Move as necessary to observe touches and make calls at home 	<ul style="list-style-type: none"> • Move out on the ball getting the best possible angle for the catch/no catch • Be stopped when observing the play and making the call • Give a visual signal of the catch/no catch • <i>DO NOT</i> return to the infield 	<ul style="list-style-type: none"> • Coverage reverts to 3 umpire mechanics • Move into the infield to take all touches and plays at 1st and 2nd 	<ul style="list-style-type: none"> • Coverage reverts to 3 umpire mechanics • Move down the line to line up and observe R1’s tag • Be ready to move into position to take any play at 3rd



RUNNER ON THIRD

Fly Ball – U2’s Responsibility



U2 must read the ball as being in his area of responsibility and immediately move to the outfield to rule on the play

U1 will come into the infield and pivot to observe the BR’s touch of first. If there is no catch and BR advances to second, move to rule on any play at 2nd. Do not commit to moving to 2nd too soon. Be alert for BR retreating to first base if the ball doesn’t get past the outfielder.

U3 will move into position in the infield about halfway between second and third base. Be prepared to rule on any play at third if R1 has to retreat on a catch or to assist in a rundown.

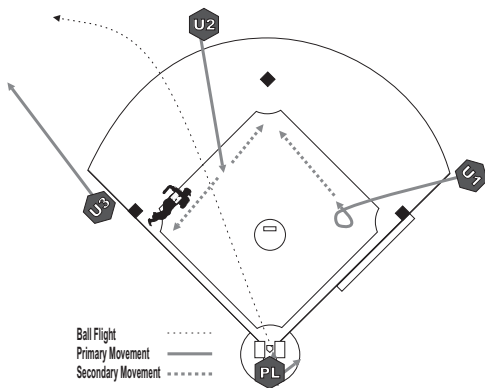
PL will step back and into position to observe R1 tag at third. If there is a catch, move as necessary for any play at the plate.

PL	U1	U2	U3
<ul style="list-style-type: none"> Coverage reverts to 3 umpire mechanics Move into position to observe R1’s tag at 3rd On a catch, move to observe touches and make calls at the plate 	<ul style="list-style-type: none"> Coverage reverts to 3 umpire mechanics Move into the infield and pivot observing the BR’s touch of 1st Be prepared to take the runner back into 1st if there is no catch If there is no catch and the BR advances to 2nd, move to rule on any play at 2nd, letting U3 know you are there so he can move to 3rd 	<ul style="list-style-type: none"> Move out on the ball getting the best possible angle for the catch/no catch Be stopped when observing the play and making the call Give a visual signal of the catch/no catch <u>DO NOT</u> return to the infield 	<ul style="list-style-type: none"> Coverage reverts to 3 umpire mechanics Move into fair territory about halfway between second and third If there is a catch, be ready to move into position for any play at 3rd if R1 has to retreat or there is a rundown If there is not a catch, move into position to rule on any play at 2nd, if U1 is unable to get there When U1 is in position to take responsibility for calls at 2nd, move to rule on any play at 3rd



RUNNER ON THIRD

Fly Ball – U3’s Responsibility



This is often called the “nightmare scenario” for four umpire mechanics and is the reason that U2 should always be on the 3rd base side of field in Position F with a runner on 3rd only.

U2 is coming in from the outfield and U3 has gone out, leaving R1 at 3rd base. If R1 takes a large lead and the ball is caught, or he retreats because he can’t make it to home, there is a real possibility of a close play at 3rd base. U2 must be either a track star, or compromise his positioning to be ready for this eventuality.

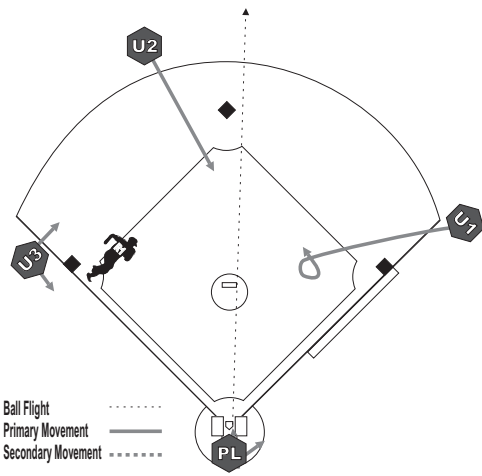
The best compromise is to move to a position between second and third near the edge of the dirt. This provides U2 with a position to go out on a fly ball and still be able to get into position for a play on R1 at 3rd. When U3 goes out, U2 will move into a position in the infield about midway between 2nd and 3rd, which allows U2 to move to either 2nd or 3rd, as needed.

U1 will be in the infield and can take the BR into 2nd, if necessary. IF U1 moves into position to assume responsibility for plays at 2nd, U2 will move into position to rule on any play at 3rd.

PL	U1	U2	U3
<ul style="list-style-type: none"> • Coverage reverts to 3 umpire mechanics • Move to the 3rd base extended • Get the best angle to observe R1’s tag at third • Move as necessary to observe touches and make calls at home. 	<ul style="list-style-type: none"> • Coverage reverts to 3 umpire mechanics • Move into the infield and pivot to observe tags and touches of 1st • Be prepared to take the runner back into 1st • If the ball gets past the outfielder, be prepared to take the BR to 2nd, letting U3 know you are there 	<ul style="list-style-type: none"> • Coverage reverts to 3 umpire mechanics • Move into the infield to a point midway between 2nd and 3rd • Be alert for a throw to 3rd base for a play on R1 if he takes a large lead and has to return to 3rd • If the ball gets past the outfielder, be prepared to move to 3rd for a play if the BR tries to advance beyond 2nd 	<ul style="list-style-type: none"> • Move out on the ball getting the best possible angle for the catch/no catch • Be stopped when observing the play and making the call • Give a visual signal of the catch/no catch • <i>DO NOT</i> return to the infield



RUNNER ON THIRD Base Hit



U1 will move into the infield and pivot to make all calls at first base.

U2 will come into the infield and into position to make all calls at second base.

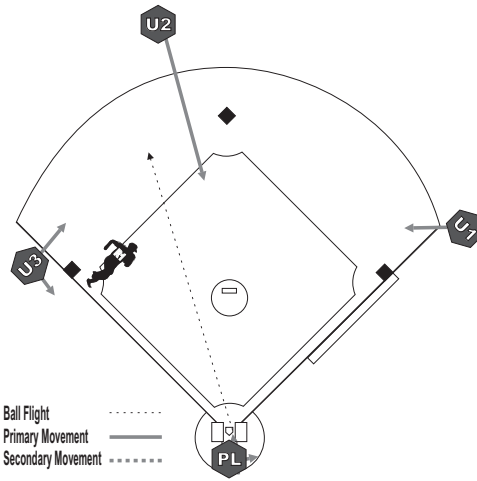
U3 will move into position to make all calls at third base.

PL will step back and observe playing action. Move as necessary for any play at the plate.

PL	U1	U2	U3
<ul style="list-style-type: none"> • Move back from the plate to observe playing action • Move as necessary to observe the touches at home and make calls at home 	<ul style="list-style-type: none"> • Move into the infield and pivot to make the call at 1st • Be prepared to take the BR back into 1st 	<ul style="list-style-type: none"> • Move into the infield to take all touches and plays at 2nd • Come in on the side of the base away from the throw of the outfielder • Stay on the outfield side of the base if cannot make it inside 	<ul style="list-style-type: none"> • Move down the line ready to move into position to take all touches and calls at 3rd



RUNNER ON THIRD Hit to the Infield



U1 will move into the infield and into position to make all calls at first base.

U2 will come into the infield and into position to make all calls at second base.

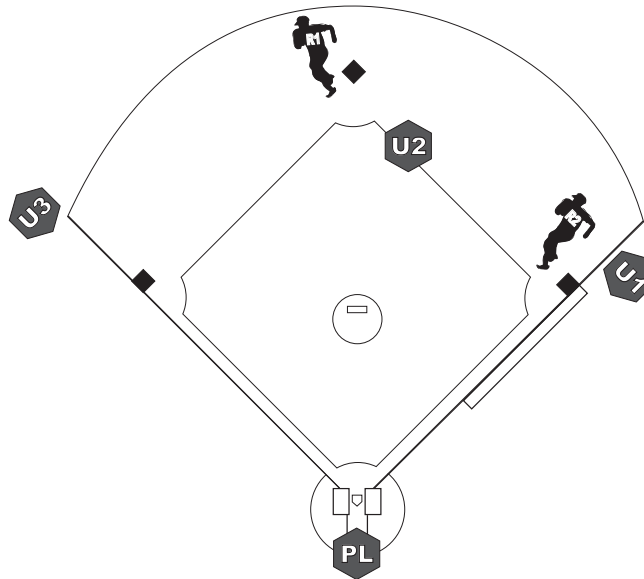
U3 will move into position to observe any play on R1 at third.

PL will step back and observe playing action. Move as necessary for any play at the plate.

PL	U1	U2	U3
<ul style="list-style-type: none"> • Move to the point-of-the-plate extended • Move as necessary to observe the touches at home and make calls at home 	<ul style="list-style-type: none"> • Move in to make the call at 1st • On an overthrow observe the ball to determine if it goes out of play 	<ul style="list-style-type: none"> • Move into the infield to take all touches and plays at 2nd • Come in on the side of the base away from the throw • Stay on the outfield side of the base if cannot make it inside 	<ul style="list-style-type: none"> • Move down the line ready to move into position to take all touches and calls at 3rd • Be ready for a throw behind R1 or a possible rundown



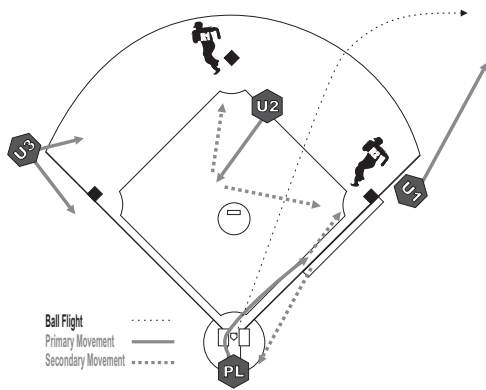
RUNNER ON FIRST AND SECOND Base Umpire Positioning



- U1 will be in Position “A” or “Shallow A”, if F3 playing to hold R2 on 1st. U1 must always keep F3 jut in front of him in his peripheral vision in order to not interfere with F3’s play on a batted ball.
- U2 will be in Position “Deep B”
- U3 will be in Position “D”



RUNNER ON FIRST AND SECOND Fly Ball – U1’s Responsibility



U1 must read the ball as being in his area of responsibility and immediately move to the outfield to rule on the play. If fair/foul is a possibility, straddle the foul line.

U2 will move into position to line up the tag-up of R1 at second base and observe the tag-up of R2 at first base. If PL retreats to the plate, U2 will be responsible for all calls at first and second bases.

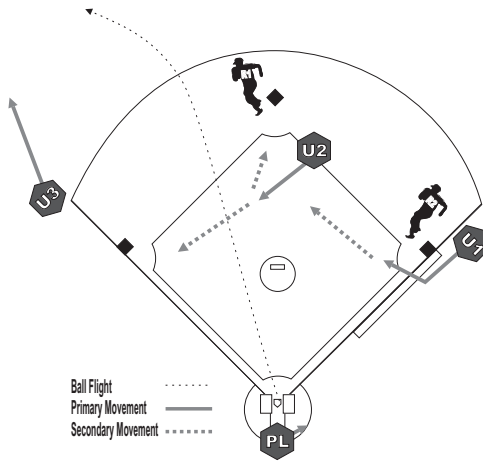
U3 will move into the infield and into position to make all calls at third base.

PL will clear the catcher and trail the BR up the first base line. If there is a catch, be prepared to make a call on R2 retreating to the first. If there is not a catch, be prepared for a throwback behind the BR at first. Be observant for the BR passing R2 if there is not a catch. If R1 advances to third base, retreat to home for a possible play there.

PL	U1	U2	U3
<ul style="list-style-type: none"> Coverage reverts to 3 umpire mechanics Clear the catcher Trail the BR in fair territory and fill in behind U1 Be prepared to take R2 or the BR back into 1st If the BR goes on to 2nd or R1 goes to 3rd, retreat to home for a possible play 	<ul style="list-style-type: none"> Move out on the ball getting the best possible angle for the catch/no catch Be stopped when observing the play and making the call Give a visual signal of the catch/no catch <u>DO NOT</u> return to the infield 	<ul style="list-style-type: none"> Coverage reverts to 3 umpire mechanics Move into position near the rear of the mound to observe the tag-ups of R1 at 2nd and R2 at 1st Make all calls at 2nd If PL has to retreat to home, move into position to take all plays at 1st or 2nd Let the throw take you to the play 	<ul style="list-style-type: none"> Coverage reverts to 3 umpire mechanics Be ready to move into position to take all calls and touches at 3rd



RUNNER ON FIRST AND SECOND Fly Ball – U3’s Responsibility



U3 must read the ball as being in his area of responsibility and immediately move to the outfield to rule on the play. If fair/foul is a possibility, straddle the foul line.

U1 will move in fair territory into the cutout to observe the tag-up of R2 at first base. If R2 or the BR advances to second base, move to cover any play at 2nd, letting U2 know you are there so he can move to 3rd..

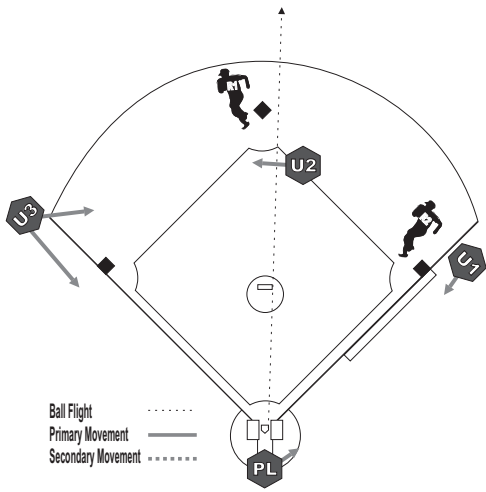
U2 will move into position to observe the tag-up of R1 at second. IF R1 advances to 3rd or U1 moves into position to cover calls at 2nd, U2 will move into position to rule on any play at 3rd.

PL will remain at home with a runner in scoring position.

PL	U1	U2	U3
<ul style="list-style-type: none"> Coverage reverts to 3 umpire mechanics Move back from the plate to observe playing action. Move as necessary to rule on any play at the plate 	<ul style="list-style-type: none"> Coverage reverts to 3 umpire mechanics Move into position to observe R2’s tag and the BR’s touch of 1st Be prepared to take the R2 or the BR back into 1st On a catch, if R2 goes to 2nd, move toward 2nd ling your partners, “I’ve got second” If there is no catch and the BR goes to 2nd move toward 2nd telling your partners, “I’ve got 2nd” 	<ul style="list-style-type: none"> Coverage reverts to 3 umpire mechanics Move into position to observe R1’s tag at 2nd Move to take all touches and calls at 3rd, if R1 advances When U1 is in position to take responsibility for calls at 2nd, move into position to rule on any call at 3rd 	<ul style="list-style-type: none"> Move out on the ball getting the best possible angle for the catch/no catch Be stopped when observing the play and making the call Give a visual signal of the catch/no catch <i><u>DO NOT</u></i> return to the infield



RUNNER ON FIRST AND SECOND Base Hit



U1 will move in foul territory near 1st and pivot to make all calls at first base.

U2 will move into position to make all calls at second base.

U3 will move into position to make all calls at third base.

PL will step back and observe playing action. Move as necessary for any play at the plate

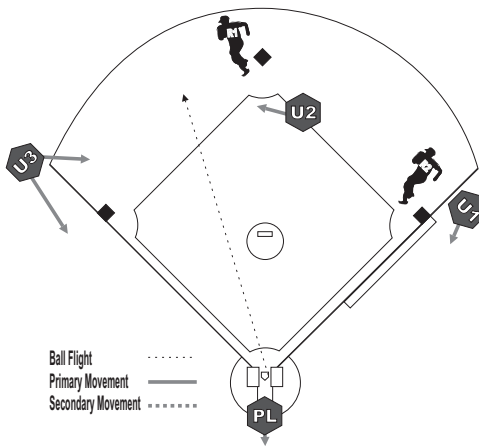
PL	U1	U2	U3
<ul style="list-style-type: none"> Move back from the plate and observe playing action Move as necessary to observe the touches at home and make calls at home 	<ul style="list-style-type: none"> Move in foul territory near 1st base to observe all touches and rule on calls at 1st On an overthrow observe the ball to determine if it goes out of play 	<ul style="list-style-type: none"> Move into position to take all touches and calls at 2nd 	<ul style="list-style-type: none"> Moves into position to observe all touches and rule on all calls at 3rd



RUNNER ON FIRST AND SECOND

Hit to the Infield

Possible Double Play



U1 will move near 1st base in foul territory and make all calls at first base.

U2 will move into position to make all calls at second base. Be observant for any interference by R2 on a double play.

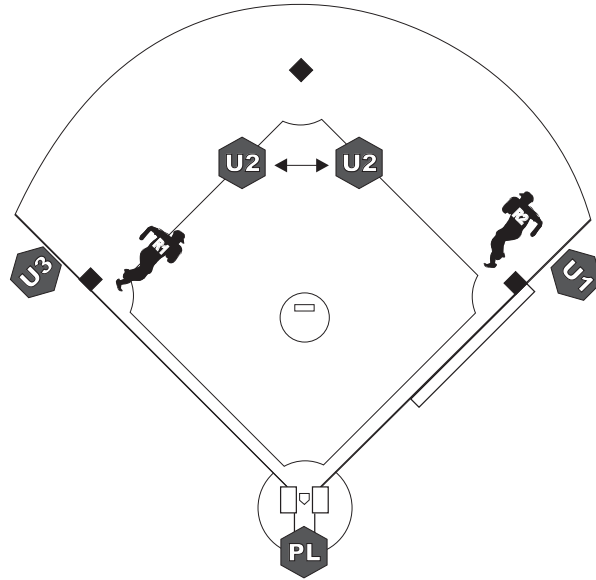
U3 will move into position to make all calls at third base. Be observant for any interference by R1 on a double play.

PL will step back and observe playing action. Move as necessary for any play at the plate

PL	U1	U2	U3
<ul style="list-style-type: none"> • Move to the point-of-the-plate extended • Move as necessary to observe the touches at home and make calls at home 	<ul style="list-style-type: none"> • Move into the infield to take all touches and calls at 1st • On an overthrow observe the ball to determine if it goes out of play 	<ul style="list-style-type: none"> • Move into position to take all touches and calls at 2nd • Watch for interference on the play by R2 on the first play of a double play 	<ul style="list-style-type: none"> • Moves down the line ready to move into position to take all touches and calls at 3rd • Watch for interference by R1 on the first play of the double play



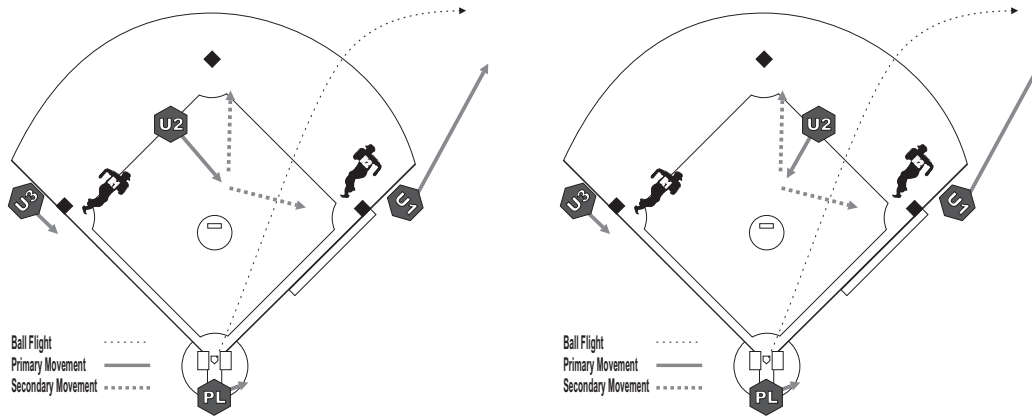
RUNNERS ON FIRST AND THIRD Base Umpire Positioning



- U1 will be in Position “Shallow A” to observe a pickoff attempt on R2 or for a throwback to first by the catcher
- U2 will be in Position “Deep B” or “Deep C”
- U3 will be in Position “Shallow D” to observe a pickoff attempt on R1 or for a throwback to third by the catcher



RUNNERS ON FIRST AND THIRD Fly Ball – U1’s Responsibility



U1 must read the ball as being in his area of responsibility and immediately move to the outfield to rule on the play. If fair/foul is a possibility, straddle the foul line.

U2 will move to the working area and observe R2’s tag-up at first. U2 is responsible for all calls at first and second bases.

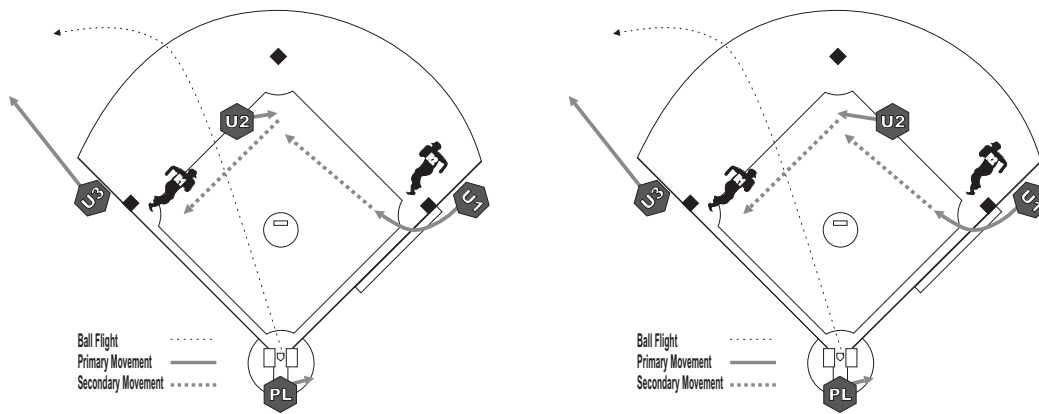
U3 will move in foul territory to line up the tag-up of R1 at third and to rule on any plays at third base.

PL will step back and observe playing action. Move as necessary to call any play at the plate.

PL	U1	U2	U3
<ul style="list-style-type: none"> Coverage reverts to 3 umpire mechanics Move back from the plate and observe playing action Move as necessary to observe touches and make calls at home 	<ul style="list-style-type: none"> Move out on the ball getting the best possible angle for the catch/no catch Be stopped when observing the play and making the call Give a visual signal of the catch/no catch <u>DO NOT</u> return to the infield 	<ul style="list-style-type: none"> Coverage reverts to 3 umpire mechanics Move into the “working area” Observe R2’s tag at 1st on a catch Be prepared to take all touches and calls at 2nd and 1st 	<ul style="list-style-type: none"> Coverage reverts to 3 umpire mechanics Move down to line up R1’s tag of 3rd On a catch, observe R1’s tag Rule on all plays at 3rd



RUNNERS ON FIRST AND THIRD Fly Ball – U3’s Responsibility



U3 must read the ball as being in his area of responsibility and immediately move to the outfield to rule on the play. If fair/foul is a possibility, straddle the foul line.

If R1 and/or BR advance, U1 and U2 must be prepared to “slide” in order to make the calls in the infield.

U1 will move into fair territory near the cutout to observe R2’s tag-up at first. If the BR advances to second, move to cover the play at second.

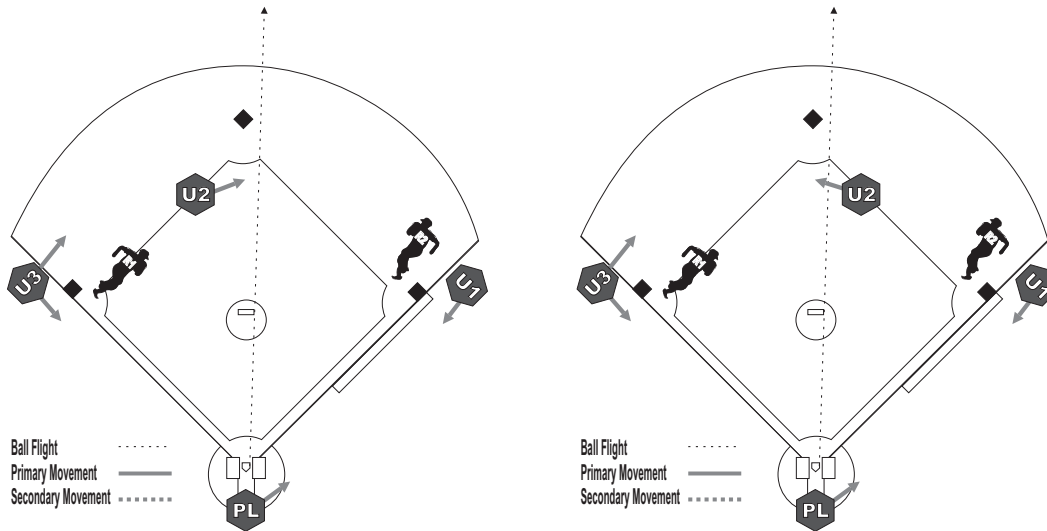
U2 will move into position to make calls at second base. If R2 attempts to advance to third base, move to cover the play at third. U1 will take plays at second.

PL will step back and observe playing action. Move as necessary to call any play at the plate.

PL	U1	U2	U3
<ul style="list-style-type: none"> Coverage reverts to 3 umpire mechanics Move to the point-of-the-plate extended On a catch, observe R1’s tag at 3rd Move as necessary to observe touches and make calls at home. 	<ul style="list-style-type: none"> Coverage reverts to 3 umpire mechanics Move into position to line up R2’s tag of 1st On a catch, observe R2’s tag Be prepared to take the runner back into 1st Move into the infield to take runner into 2nd if U2 has to cover 3rd 	<ul style="list-style-type: none"> Coverage reverts to 3 umpire mechanics Move into position and be prepared to take all touches and calls at 2nd Move to cover 3rd if necessary on a throw behind R1 retreating to 3rd base or a rundown Move to cover 3rd if R2 attempts to advance beyond 2nd base 	<ul style="list-style-type: none"> Move out on the ball getting the best possible angle for the catch/no catch Be stopped when observing the play and making the call Give a visual signal of the catch/no catch <i>DO NOT</i> return to the infield



RUNNERS ON FIRST AND THIRD Base Hit



U1 will move near first base in foul territory to make all calls at first base.

U2 will move into position to make all calls at second base.

U3 will move into position to make all calls at third base.

PL will step back and observe playing action. Move as necessary for any play at the plate

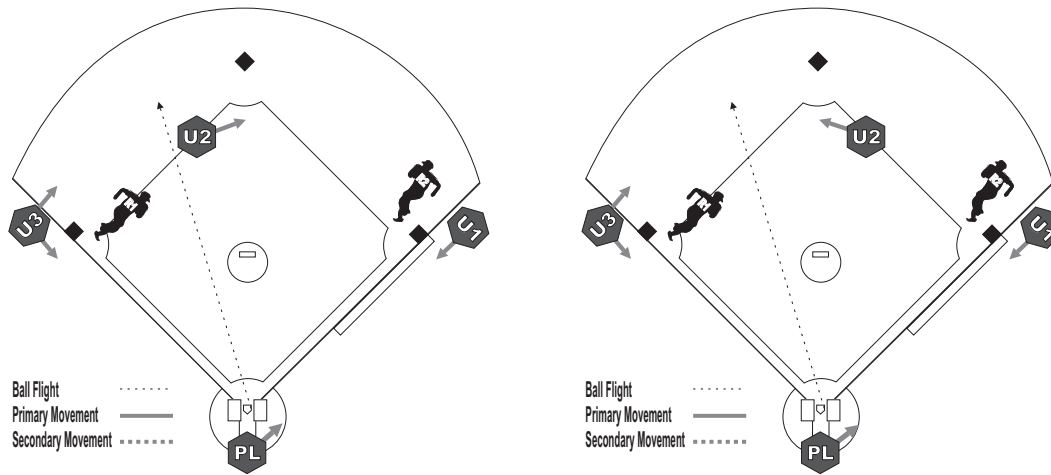
PL	U1	U2	U3
<ul style="list-style-type: none"> Move back from the plate to observe playing action Move as necessary to take all touches and calls at home. 	<ul style="list-style-type: none"> Move in foul territory near 1st base to take all touches and calls at 1st 	<ul style="list-style-type: none"> Move into position to take all touches and calls at 2nd 	<ul style="list-style-type: none"> Move into position to take all touches and calls at 3rd



RUNNERS ON FIRST AND THIRD

Hit to the Infield

Possible Double Play



U1 will move in foul territory into position near 1st base to make all calls at first base.

U2 will move into position to make all calls at second base. Be observant for interference by R2 on the double play.

U3 will move into position to rule on any play at third.

PL will step back and observe playing action. Move as necessary for any play at the plate.

PL	U1	U2	U3
<ul style="list-style-type: none"> • Move back from the plate to observe playing action • Move as necessary to observe touches and make calls at home 	<ul style="list-style-type: none"> • Move near 1st in foul territory to observe touches and rule on any play at 1st 	<ul style="list-style-type: none"> • Move into position to take all touches and calls at 2nd • Be sure you are not in the path of a throw by the fielder • Watch for interference by R2 due to an illegal slide or contact 	<ul style="list-style-type: none"> • Move into position to take observe touches and rule on any calls at 3rd