



Teacher Appreciation Week May 4-8, 2020

Reminder: Virtual Field Day is on Friday ☺ Where your team color and participate in the activities and send photos our way.

Monday, May 4th

Time	Assignment	Link or Resource	Information										
Reading & Writing Time	<p>Visit Benchmark Reading on Clever</p> <ul style="list-style-type: none"> Read story, A Gift for Mia, on page 28. Be sure to take notes. <p>Answer the following questions:</p> <ol style="list-style-type: none"> 1. What was Mia's gift to her mother? 2. Did her mother appreciate the gift? Explain. <ul style="list-style-type: none"> Next, read the poem, Try, Try, Again on page 29. Then answer the following questions. Include notes. 3. What is something in your life that you practiced over and over again until you got it right? 4. Are you proud of yourself? Why? <ul style="list-style-type: none"> Visit the Level Up Room on KIDSA-2. Listen to, read and take quiz.. 	 	<p>Take a picture of your completed work and post on classtag.</p> <p>Teacher username for kids a-z is marroyol4</p>										
Spelling Time	<p>Choose an activity from the Spelling Menu</p> <p>**Complete a different activity each day**</p> <p>**Don't forget the bonus word**</p>	<p>Spelling Words:</p> <table border="0"> <tr> <td>1. ball</td> <td>6. tall</td> </tr> <tr> <td>2. small</td> <td>7. walk</td> </tr> <tr> <td>3. straw</td> <td>8. talk</td> </tr> <tr> <td>4. draw</td> <td>9. salt</td> </tr> <tr> <td>5. fault</td> <td>10. launch</td> </tr> </table> <p>bonus: crawl</p>	1. ball	6. tall	2. small	7. walk	3. straw	8. talk	4. draw	9. salt	5. fault	10. launch	<p>Take a picture of your completed work and post on classtag.</p>
1. ball	6. tall												
2. small	7. walk												
3. straw	8. talk												
4. draw	9. salt												
5. fault	10. launch												
Math Time	<ul style="list-style-type: none"> Please complete a ZEARN Lesson. Afterwards, visit sumdog. Complete your lesson 13 Homework 	 	<p>Send me a message on classtag if you don't remember your login</p>										
Science	<ul style="list-style-type: none"> Read the book titled Lightning in your EPIC mailbox. Then, review the glossary words on page 22. After you read the glossary words, write your own sentence for each word. Glossary words: bolt, cloud, crystal, electricity, explode, and thunderstorm. 		<p>Take a picture of your completed work and post on classtag.</p> <p>Class code: hnd8627</p>										
Celebrate!	<p>Celebrate with being finished with another day of Virtual learning with some Go Noodle Fun!!</p>		<p>Brain Break Time!</p>										

Please log in ASSIGNMENTS COMPLETED on your student work forms!

Name _____ Date _____

1. Solve using mental math.


a. $9 - 5 = \underline{\quad}$ $90 - 50 = \underline{\quad}$ $190 - 50 = \underline{\quad}$ $190 - 49 = \underline{\quad}$

b. $7 - 4 = \underline{\quad}$ $70 - 40 = \underline{\quad}$ $370 - 40 = \underline{\quad}$ $370 - 39 = \underline{\quad}$

2. Solve using mental math or vertical form with place value disks. Check your work using addition.

a. $153 - 31 = \underline{122}$

b. $153 - 38 = \underline{\quad}$



$$\begin{array}{r} 153 \\ -31 \\ \hline 122 \end{array}$$






$$\begin{array}{r} 122 \\ +31 \\ \hline 153 \end{array}$$

c. $362 - 49 = \underline{\quad}$

d. $485 - 177 = \underline{\quad}$

2nd Grade Virtual Learning

Tuesday, May 5th

Time	Assignment	Link or Resource	Information
Reading & Writing Time	<p>Visit Benchmark reading on Clever.com. Read the first part of the story, On One Wheel, pages 30-34. Be sure to take notes in your notebook. Then in your own words, write a paragraph that includes 5 sentences or more, about what the story is about so far. Be sure to check your spelling and begin each sentence with a capital letter.</p> <ul style="list-style-type: none"> • Visit the Level Up Room on KIDSA-2. Listen to, read and take quiz. 	 	<p>Take a picture of your completed work and post on classtag.</p> <p>Teacher username for kids a-z is marroyol4</p>
Spelling Time	<p>Choose an activity from the <u>Spelling Menu</u> **Complete a different activity each day** **Don't forget the bonus word**</p>	<p>Spelling Words:</p> <ol style="list-style-type: none"> 1. ball 2. small 3. straw 4. draw 5. fault 6. tall 7. walk 8. talk 9. salt 10. launch <p>bonus: crawl</p>	<p>Take a picture of your completed work and post on classtag.</p>
Math Time	<ul style="list-style-type: none"> • Please complete a ZEARN Lesson. Afterwards, visit sumdog. • Complete your Lesson 14 Homework. 		<p>Send me a message on classtag if you don't remember your login</p>
Social Studies	<ul style="list-style-type: none"> • Read the book, Hooray for Nurses in your student mailbox. Then complete a tree map with 5 details from the story. 		<p>Take a picture of your completed work and post on classtag.</p> <p>Class code: hnd8627</p>
Celebrate!	<p>Celebrate with being finished with another day of Virtual learning with some Go Noodle Fun!!</p>		<p>Brain Break Time!</p>

Please log in ASSIGNMENTS COMPLETED on your student work forms!







Name _____

Date _____

1. Solve by drawing place value disks on a chart. Then, use addition to check your work.

a. $373 - 180$	Solve vertically or mentally:	Check:
b. $463 - 357$	Solve vertically or mentally:	Check:
c. $723 - 584$	Solve vertically or mentally:	Check:

2nd Grade Virtual Learning Wednesday, May 6th

Time	Assignment	Link or Resource	Information
Reading & Writing Time	<ul style="list-style-type: none"> Visit Benchmark Reading on Clever.com. Continue reading the story, On One Wheel , pages 35-37. Don't forget to annotate/take notes! Then, in a paragraph, at least 5 or more sentences, write what part two of the story was about. Be sure to include examples from the story. <ul style="list-style-type: none"> Visit the Level Up Room on KIDSA-Z and Read and take quiz 	 	Take a picture of your completed work and post on classtag. Teacher username for kids a-z is marroyol4
Spelling Time	Choose an activity from the Spelling Menu **Complete a different activity each day** **Don't forget the bonus word**	Spelling Words: 1. ball 6. tall 2. small 7. walk 3. straw 8. talk 4. draw 9. salt 5. fault 10. launch bonus: crawl	Take a picture of your completed work and post on classtag .
Math Time	<ul style="list-style-type: none"> Please complete a ZEARN Lesson. Afterwards, visit sumdog. Complete your lesson 15 Homework 	 	Send me a message on classtag if you don't remember your login
Science	Watch the video, Does Lightning Ever Strike Twice , located in your student mailbox on EPIC. Then complete a Circle Map with 5 facts about lightning. You may include illustrations too.		Take a picture of your completed work and post on classtag. Class code: hnd8627
Celebrate	Celebrate with being finished with another day of Virtual learning with some Go Noodle Fun!!		Brain Break Time!

Please log in ASSIGNMENTS COMPLETED on your student work forms!

Name _____







Date _____

1. Solve by drawing chips on the place value chart. Then, use addition to check your work.

<p>a. $800 - 675$</p> <table border="1" style="width: 100%; text-align: center;"> <thead> <tr> <th style="width: 33%;">hundreds</th> <th style="width: 33%;">tens</th> <th style="width: 33%;">ones</th> </tr> </thead> <tbody> <tr> <td style="height: 150px;"> </td> <td> </td> <td> </td> </tr> </tbody> </table>	hundreds	tens	ones				Solve vertically or mentally:	Check:
hundreds	tens	ones						
<p>b. $742 - 495$</p> <table border="1" style="width: 100%; text-align: center;"> <thead> <tr> <th style="width: 33%;">hundreds</th> <th style="width: 33%;">tens</th> <th style="width: 33%;">ones</th> </tr> </thead> <tbody> <tr> <td style="height: 150px;"> </td> <td> </td> <td> </td> </tr> </tbody> </table>	hundreds	tens	ones				Solve vertically or mentally:	Check:
hundreds	tens	ones						
<p>c. $657 - 290$</p> <table border="1" style="width: 100%; text-align: center;"> <thead> <tr> <th style="width: 33%;">hundreds</th> <th style="width: 33%;">tens</th> <th style="width: 33%;">ones</th> </tr> </thead> <tbody> <tr> <td style="height: 150px;"> </td> <td> </td> <td> </td> </tr> </tbody> </table>	hundreds	tens	ones				Solve vertically or mentally:	Check:
hundreds	tens	ones						

2nd Grade Virtual Learning

Thursday, May 6th

Time	Assignment	Link or Resource	Information
Reading & Writing Time	<p>Visit Benchmark.</p> <ul style="list-style-type: none"> Read the story, No Small Trick, on page 38. Then complete a Flow Map on what the story was about. Reminder, to write the story in sequence order, one sentence for each box. Begin with the words, first, second, third, etc. Reread the story, On One Wheel, for fluency practice. Tell a family member what the story was about. Share how the story made you feel. You do not have to write this part it is only a discussion with a family member. Visit the Level Up Room on KIDSA-2. Listen to, read to and take quiz. 	 	<p>Take a picture of your completed work and post on classtag.</p> <p>Teacher username for kids a-z is marroyol4</p>
Spelling Time	<p>Choose an activity from the <u>Spelling Menu</u></p> <p>**Complete a different activity each day**</p> <p>***Don't forget the bonus word**</p>	<p>Spelling Words:</p> <ol style="list-style-type: none"> ball small straw draw fault tall walk talk salt launch <p>bonus: crawl</p>	<p>Take a picture of your completed work and post on classtag.</p>
Math Time	<ul style="list-style-type: none"> Please complete a ZEARN Lesson. Afterwards, visit sumdog. Complete your lesson 16 Homework 	 	<p>Send me a message on classtag if you don't remember your login</p>
Social Studies	<p>Write a friendly letter to a nurse. You may begin with Dear Nurses (no names as we will print your letters and mail them to a local hospital and we won't know which nurses will receive the letter so only write Dear Nurse) and then write a positive message thanking them for all their hard work during this difficult time. Lastly, sign it with your name and school: Your friend from Hostos, <u>your name</u>. <u>Please be sure to use your BEST HANDWRITING!</u> You may also include an <u>illustration</u>. I am positive that your kind words will put a smile to their faces!</p>		<p>Take a picture of your completed work and post on classtag.</p> <p>Class code: hnd8627</p>
Celebrate!	<p>Celebrate with being finished with another day of Virtual learning with some Go Noodle Fun!!</p>		<p>Brain Break Time</p>

Please log in ASSIGNMENTS COMPLETED on your student work forms!

Name _____

Date _____

1. Solve vertically or using mental math. Draw chips on the place value chart and unbundle, if needed.

a. $206 - 89 =$ _____

hundreds	tens	ones

b. $509 - 371 =$ _____

hundreds	tens	ones







c. $607 - 288 =$ _____

hundreds	tens	ones

Happy Field Day!

Be sure to participate in Virtual Field Activities!

Friday, May 7th

Time	Assignment	Link or Resource	Information
Reading & Writing Time	<ul style="list-style-type: none"> Please send photos of your child wearing our team color and competing in the events! Visit Benchmark Reading. Reread the story, No Small Trick on page 38 for fluency practice. Then complete the Build/Reflect/Write page on page 39. you can complete this online and send a photo or complete this activity in your notebook Visit the Level Up Room on KIDSA-2. Listen to, read to and take quiz. 	 	<p>Take a picture of your completed work and post on classtag.</p> <p>Teacher username for kids a-z is marroyol4</p>
Spelling Time	<p>Have an adult give you a test of your spelling words. Score the test and submit your grade to me ☺</p>	<p>Spelling Words:</p> <ol style="list-style-type: none"> ball small straw draw fault tall walk talk salt launch <p>bonus: crawl</p>	<p>Take a picture of your completed work and post on classtag.</p>
Math Time	<ul style="list-style-type: none"> Please complete a ZEARN Lesson. Afterwards, visit sumdog. Complete your lesson 1 7 Homework 	 	<p>Send me a message on classtag if you don't remember your login</p>
Science	<p>Celebrate your teacher! Yes, your teacher has been hard at work during this time ensuring that you receive the work you need to be prepared for 3rd grade. This is your time to be creative. You can make a card, draw a picture, write a letter, write a poem, a recording of you singing a song to me, the list can go on and on. It is up to you to surprise me with something creative! I look forward to seeing this special gift from you to me! Think about what your teacher likes, things that she shared with you to help you create something special! Have fun!</p>		<p>Take a picture of your completed work and post on classtag. Class code: hnd8627</p>
Celebrate!	<p>Celebrate with being finished with another day of Virtual learning with some Go Noodle Fun!!</p>		<p>Brain Break Time</p>

Please log in **ASSIGNMENTS COMPLETED** on your student work forms!

Name _____

Date _____

1. Solve vertically or using mental math. Draw chips on the place value chart and unbundle, if needed.

a. $200 - 123 =$ _____

hundreds	tens	ones

b. $400 - 219 =$ _____

hundreds	tens	ones

c. $700 - 542 =$ _____

hundreds	tens	ones